

# Activity 15



## SPRING BABIES ON THE FARM



**STUDY QUESTION:**

What words do you know that you could use to talk about farm animals in the spring time?

**THE ACTIVITY:**

Exploring vocabulary and language use on the theme of agriculture during the spring season.

**CURRICULUM FIT:**

**DIVISION ONE - LANGUAGE ARTS**

- Developing vocabulary

**AGRICULTURE CONCEPTS:** Farming: farm animals

**PURPOSE:**

To learn vocabulary related to farm animals in spring.


To further develop language skills while learning about farm animals during the spring season.

**MATERIALS REQUIRED:**

Film about spring and animals in spring, or picture books on farm animals and their young.





**TIME REQUIRED:**

1 class period.



# BACKGROUND -- For the Teacher

Students are introduced to the names of agricultural animals and their young. Discussion also helps students display growth in thought processes by orally expressing simple descriptions and comparisons between the young and the adult of each farm animal species.



## PROCEDURE

### Part 1

- Introduction
1. Show class a film or film strip about animals in spring to introduce vocabulary. If one is unavailable, there are many picture books that may be used instead: eg.
    - A. "Baby Farm Animals", National Geographic Society.
    - B. "Understanding Farm Animals", Ruth Thomson.
    - C. "Baby Animals on The Farm", Hans-Heinrich Isenbart Ruth Rau.
    - D. "Born in a Barn", Elizabeth and Klaus Gemming.
    - E. "All Color World of Farm Animals", Robert Burton.

### Part 2

- Activity
2. Students brainstorm names of animals on a farm while the teacher lists them on the board. Beside each, list the names of corresponding baby animals. Students may refer to this list when completing the student resource sheet.
  3. Students complete unscrambling "Baby Farm Animals." (Student Resource Sheet included.)

### Part 3

- Conclusion
4. Students choose a favorite baby farm animal and draw and color a picture of it.

## DISCUSSION QUESTIONS

1. Ask children what their favorite baby animal is. Have children describe visits they have had to the farm where they have seen baby animals.

## EVALUATION

1. Completed student resource sheets.

## RELATED ACTIVITIES

1. Using art supplies, create some 3-D homes for the baby animals you studied.

# STUDENT RESOURCE

## BABY FARM ANIMALS



Unscramble the letters to spell the names of baby farm animals.

Use the clues to help you.

1. afol \_\_\_\_\_ (baby horse)
2. nettik \_\_\_\_\_ (baby cat)
3. falc \_\_\_\_\_ (baby cow)
4. ctol \_\_\_\_\_ (baby male horse)
5. letgip \_\_\_\_\_ (baby pig)
6. ngdulick \_\_\_\_\_ (baby duck)
7. balm \_\_\_\_\_ (baby sheep)
8. hcikc \_\_\_\_\_ (baby chicken)
9. pyupp \_\_\_\_\_ (baby dog)
10. ikd \_\_\_\_\_ (baby goat)
11. Ingigos \_\_\_\_\_ (baby goose)

# STUDENT RESOURCE

## BABY FARM ANIMALS

### answer sheet



Unscramble the letters to spell the names of baby farm animals.

Use the clues to help you.

1. afol foal (baby horse)
2. nettik kitten (baby cat)
3. falc calf (baby cow)
4. ctol colt (baby male horse)
5. letgip piglet (baby pig)
6. ngdulick duckling (baby duck)
7. balm lamb (baby sheep)
8. hcikc chick (baby chicken)
9. pyupp puppy (baby dog)
10. ikd kid (baby goat)
11. lngigos gosling (baby goose)

# STUDENT RESOURCE

## FARM ANIMAL SOUNDS



In the spring on the farm we hear many animal sounds.

Finish the sentences with the sound each animal makes.

quack, mew, bark, nicker, ba-a-a,  
cluck, buzz, squeal, moo, honk

1. A goose can \_\_\_\_\_
2. A kitten can \_\_\_\_\_
3. A colt can \_\_\_\_\_
4. A bee can \_\_\_\_\_
5. A puppy can \_\_\_\_\_
6. A chicken can \_\_\_\_\_
7. A sheep can \_\_\_\_\_
8. A cow can \_\_\_\_\_
9. A piglet can \_\_\_\_\_
10. A duckling can \_\_\_\_\_

# STUDENT RESOURCE

## FARM ANIMAL SOUNDS

### answer sheet



In the spring on the farm we hear many animal sounds.

Finish the sentences with the sound each animal makes.

quack, mew, bark, nicker, ba-a-a,  
cluck, buzz, squeal, moo, honk

1. A goose can  honk
2. A kitten can  mew
3. A colt can  nicker
4. A bee can  buzz
5. A puppy can  bark
6. A chicken can  cluck
7. A sheep can  ba-a-a
8. A cow can  moo
9. A piglet can  squeal
10. A duckling can  quack

# STUDENT RESOURCE

## ANIMAL SYLLABLES



The following words have one or two syllables or parts.

Copy each word. Beside it, print the number of syllables you hear.

	<i>WORD</i>	<i>NUMBER OF SYLLABLES</i>
1.	kitten	
2.	horse	
3.	duckling	
4.	kid	
5.	puppy	
6.	lamb	
7.	piglet	
8.	chick	
9.	colt	
10.	gosling	