

# Activity 39



## Mapping Agricultural Products



**STUDY QUESTION:**

Where is your milk produced? Your eggs? Your cereal? Your woolen blanket or sock?

**THE ACTIVITY:**

Children will show on a map of Alberta the origin of agricultural products in their homes.

**SUBJECT AREA:**

Social Studies

**CURRICULUM CONCEPTS:**

**LANGUAGE ARTS**

Read a variety of materials: labels; maps.

Use writing in a variety of forms: lists.

**SOCIAL STUDIES**

Interdependence of communities in Canada today.

**AGRICULTURE CONCEPTS:**

Agricultural products; agricultural by-products; food processing.

**PURPOSE:**

To introduce children to the concepts of food processing of agricultural products and of agricultural products being sold and processed in Alberta.

To give children the opportunity to further develop their language skills as they learn.

**MATERIALS REQUIRED:**


Map of Alberta showing major cities and towns. Supplied in this activity.

Information sheet on Alberta agricultural products and by-products. Supplied in this activity.

Story "The Strange Signs". Supplied in this activity.

**TIME REQUIRED:**

2 to 3 class periods.



## Procedure

### Introduction

1. Read the story “The Strange Signs” to introduce the activity. Discuss the variety of retail sources of food - e.g. bakery, deli, market, supermarket, meat shop, convenience store. List some the children know of. Tell the children they will be searching at home for agricultural products and by-products coming from Alberta farms and processors to these varied retail outlets and then to their homes.

### Reading Labels/Listing

2. Ask the children to examine food products and agricultural by-products in their homes and to list those which are made in Alberta. Share these lists and consolidate them in one list on the board.

### Mapping

3. Make a large map of Alberta. Have the children place markers on the map to show where their products come from.

### Conclusion

4. Review the variety of communities from which products come to our homes. Note that many agricultural products come from cities - from urban farms such as greenhouses and market gardens or from processing companies such as dairies, cheese companies, and potato processors (chips, etc.). Note also that because farmers specialize, they buy many of their groceries just as city people do.

## Discussion Questions


1. Where are the agricultural products sold to the consumer?
2. How does the food get processed?
3. What route does the food travel before getting to the consumer?
4. Who does the farmer sell his goods to?

## Evaluation Strategies

1. Have children draw a picture of their favorite food and the agriculture products that go in it. Then have them label the products with names and origins.
2. Have children write up a short story about the processing of food (from human point of view).
3. Have children pretend they are a piece of food and write the story again.


## Related Activities

1. If any child has relatives involved in farming, or if the school is in a farming area, it may be possible to invite a member of a farm family to talk to the class about the business of selling farm goods to processors and retailers.
2. Have the children extend the lists of agricultural products and by-products given on the information sheet.



## TEACHER RESOURCE

# THE STRANGE SIGNS



One day, as Slide wriggled down the main street past the deli, the grocery store, and the bakery he noticed signs that said “Alberta products available”, “Alberta products sold here”, and “We use products made in Alberta” and wondered what it was all about. Slide decided he would ask someone about the signs. Just then a mouse was scurrying down the sidewalk.

Slide said, “Excuse me, could you explain these signs that advertise Alberta products?”

“Well,” said the mouse, “I will gladly explain those signs. You see, those signs tell people there are products available inside that are grown in Alberta or that have been made from Alberta grown agricultural products.

Slide was confused, so he asked, “Why is that so important? What is the difference between products made in Alberta and products made somewhere else?”

The mouse laughed and answered, “Every province or country grows their own products in a little different way, usually because of the soil and other conditions. They will also process the products and by-products differently so the food ends up with a little different taste. Another important reason is that when we buy products made in Alberta, we support Alberta’s agriculture industry.”


“OH!” said Slide, “How do you tell if it is made in Alberta?”

“Usually the store owners put signs up beside the products to tell us before we buy them, or it is marked on the packages that the products come in. If the product’s origin is not given, we can ask the person who is selling the products,” answered the mouse.

“Well, THANK YOU VERY MUCH! I guess I better let you go on your way now. Hope to see you again sometime,” said Slide.


The mouse said Good-Bye and went on his way. Slide’s curiosity had been satisfied, so he continued his tour of the town.

**author - C.G. Bibby**



# Agricultural Products

## of Alberta



milk  
ice cream  
butter  
cheeses  
yogurt  
powdered milk  
Big Mac  
beef steak  
canned meat sauce



blankets  
sweaters  
rugs  
lining for gloves  
insulin  
lamb chops




honey  
wax  
pharmaceutical



bacon  
ham  
canned lunch meat  
pig skin gloves  
football

paint brushes  
cosmetic brushes  
leather goods  
animal food  
export meats  
glue



down jacket  
feather pillows  
meat

\_\_\_\_\_

\_\_\_\_\_



flour  
frozen dough  
noodles  
spaghetti  
bran flakes  
animal feed



Kentucky fried  
bouillon cubes  
eggs  
liverpaste

\_\_\_\_\_

\_\_\_\_\_

vegetable oil  
corn chips  
cornflakes  
popping corn  
frozen corn

canned juices  
fresh tomatoes  
canned tomato soup  
tomato sauce  
spaghetti sauce



packaged  
mashed potatoes  
(potato powder)  
potato chips

