



Health
Canada

Santé
Canada

Tobacco Control
Programme

Programme de la lutte
au tabagisme

Ottawa, Canada K1A 0K9

www.GoSmokefree.ca

Domestic and Fine-cut Sales Charts

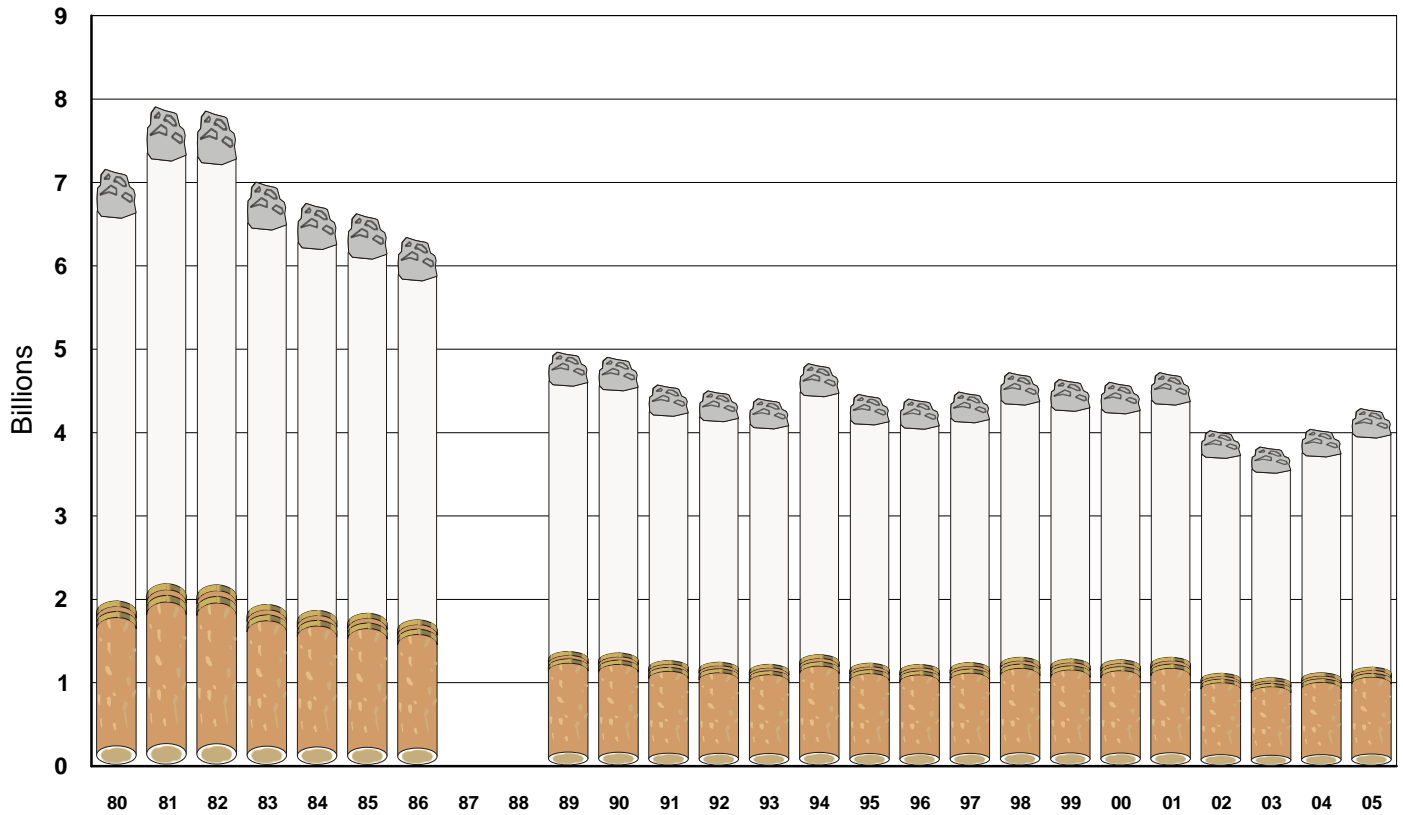
Alberta 1980 - 2005

June, 2006

Canada

Domestic Cigarette Sales 1980 - 2005

Alberta



Year Units of Cigarettes

1980	7,173,400,000
1981	7,922,600,000
1982	7,873,300,000
1983	7,017,500,000
1984	6,761,500,000
1985	6,636,800,000
1986	6,351,000,000
1987*	
1988*	
1989	4,979,489,000
1990	4,911,657,000
1991	4,581,297,000
1992	4,509,592,000
1993	4,416,207,000
1994	4,835,292,000
1995	4,468,139,000
1996	4,412,122,900
1997	4,493,801,000
1998	4,727,365,000
1999	4,646,073,000
2000	4,611,402,425
2001	4,729,172,375
2002	4,029,955,405
2003	3,834,669,820
2004	4,048,350,875
2005	4,296,367,095

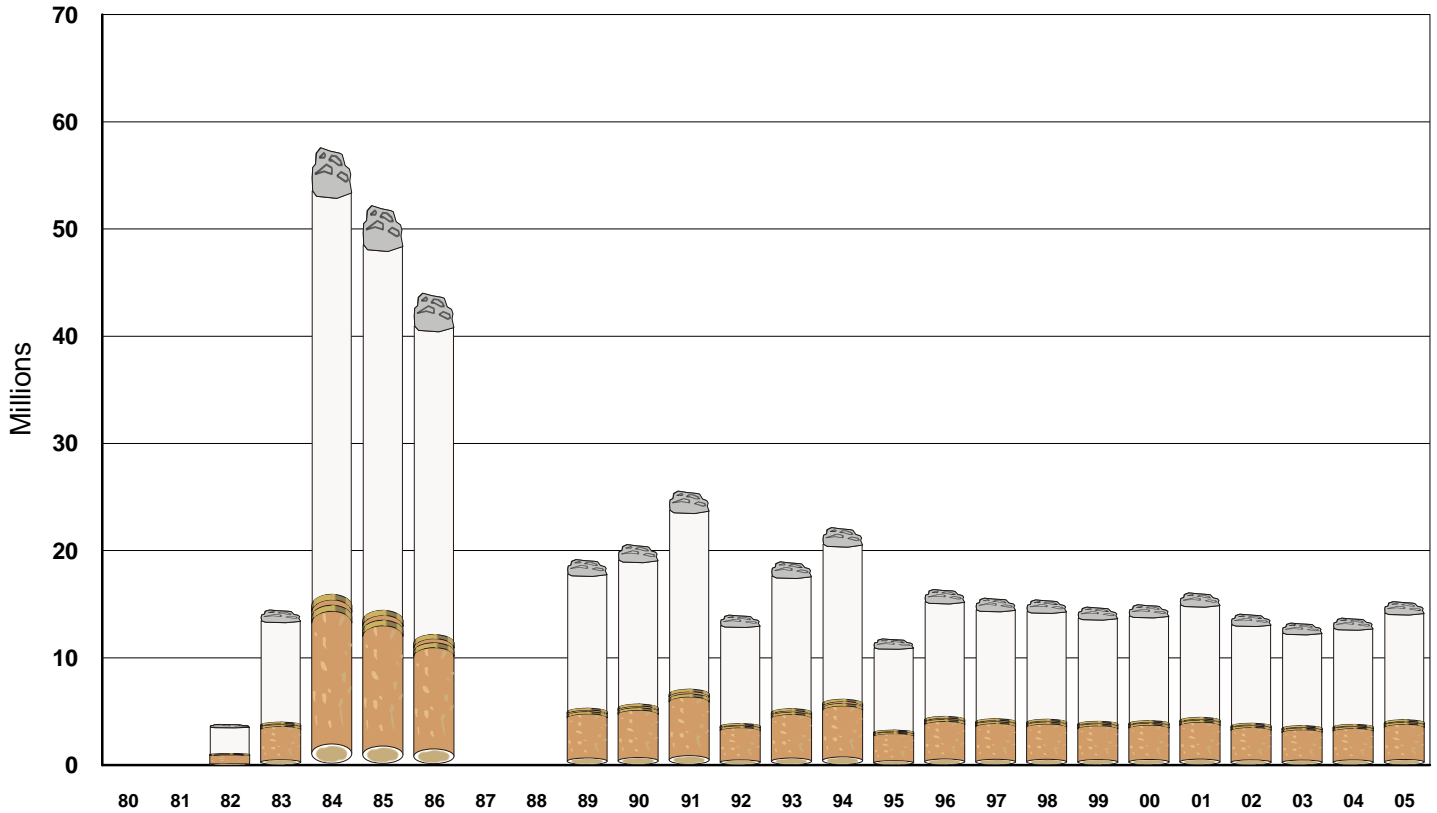
*Provincial sales not available for 1987 and 1988



Tobacco Control Programme
Office of Research, Surveillance and Evaluation
June, 2006

Imported Cigarette Sales 1980 - 2005

Alberta



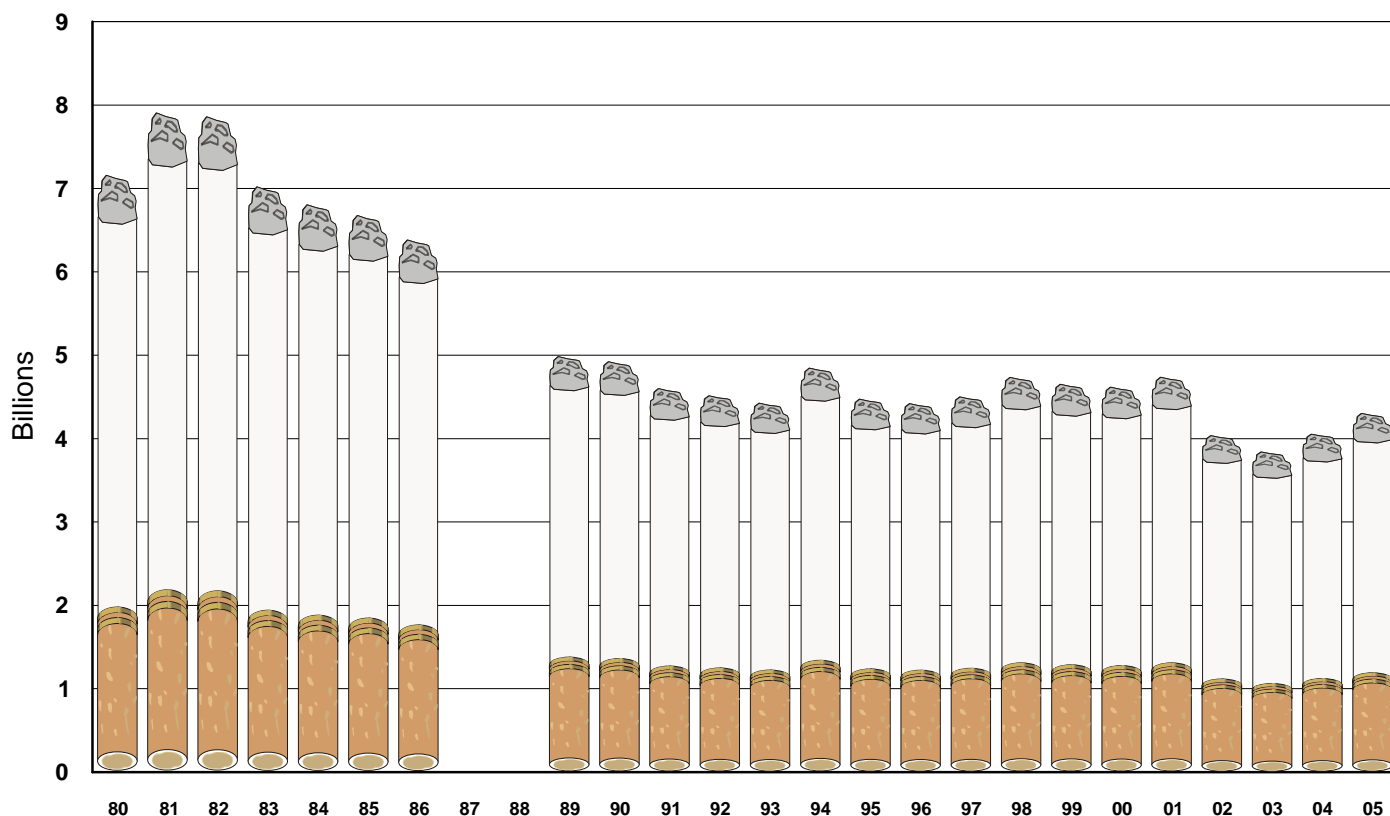
Year	Units of Cigarettes
1980	0
1981	0
1982	3,800,000
1983	14,500,000
1984	57,700,900
1985	52,300,000
1986	44,100,100
1987*	
1988*	
1989	19,200,000
1990	20,600,000
1991	25,600,000
1992	14,000,000
1993	19,000,000
1994	22,200,000
1995	11,800,000
1996	16,400,000
1997	15,600,000
1998	15,434,000
1999	14,771,000
2000	14,996,000
2001	16,077,600
2002	14,089,000
2003	13,254,200
2004	13,733,600
2005	15,275,600

*Provincial sales not available for 1987 and 1988



Imported & Domestic Cigarette Sales 1980 - 2005

Alberta



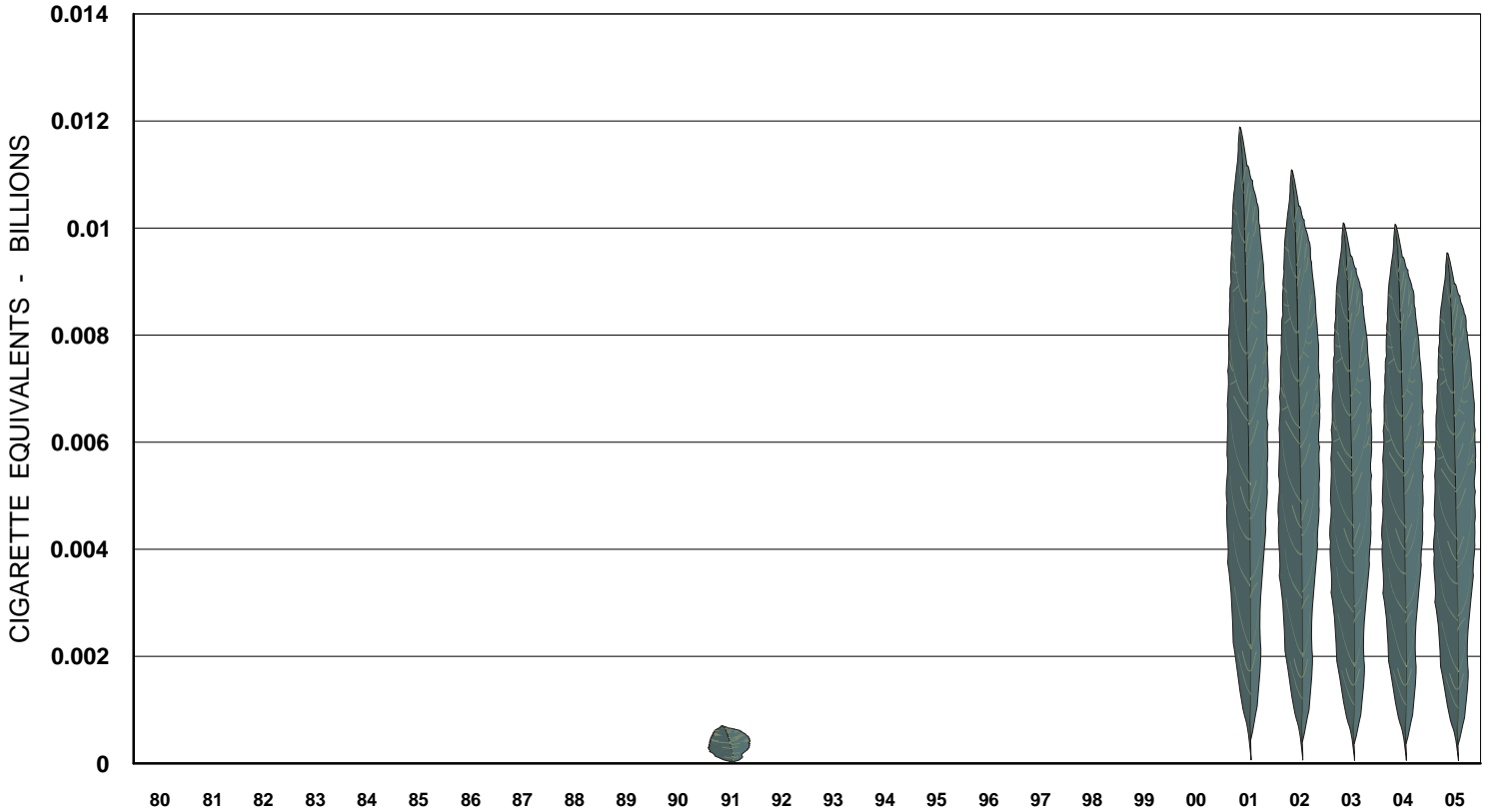
Year Units of Cigarettes

1980	7,173,400,000
1981	7,922,600,000
1982	7,877,100,000
1983	7,032,000,000
1984	6,819,200,900
1985	6,689,100,000
1986	6,395,100,100
1987*	
1988*	
1989	4,995,689,000
1990	4,932,257,000
1991	4,606,897,000
1992	4,523,592,000
1993	4,435,207,000
1994	4,857,492,000
1995	4,479,939,000
1996	4,428,522,900
1997	4,509,401,000
1998	4,742,799,000
1999	4,660,844,000
2000	4,626,398,425
2001	4,745,249,975
2002	4,044,044,405
2003	3,847,954,020
2004	4,062,084,475
2005	4,311,642,695

*Provincial sales not available for 1987 and 1988



Imported Fine-Cut Sales 1980 - 2005 Alberta



Year	Units of Cigarette Equivalents
1980	0
1981	0
1982	0
1983	0
1984	0
1985	0
1986	0
1987*	
1988*	
1989	0
1990	0
1991	705,000
1992	0
1993	0
1994	0
1995	0
1996	0
1997	0
1998	0
1999	0
2000	0
2001	11,937,000
2002	11,136,000
2003	10,139,000
2004	10,110,000
2005	9,580,000

*Provincial Sales not available for 1987 and 1988



