



Health  
Canada

Santé  
Canada

Tobacco Control  
Programme

Programme de la lutte  
au tabagisme

Ottawa, Canada K1A 0K9

[www.GoSmokefree.ca](http://www.GoSmokefree.ca)

# Domestic and Fine-cut Sales Charts

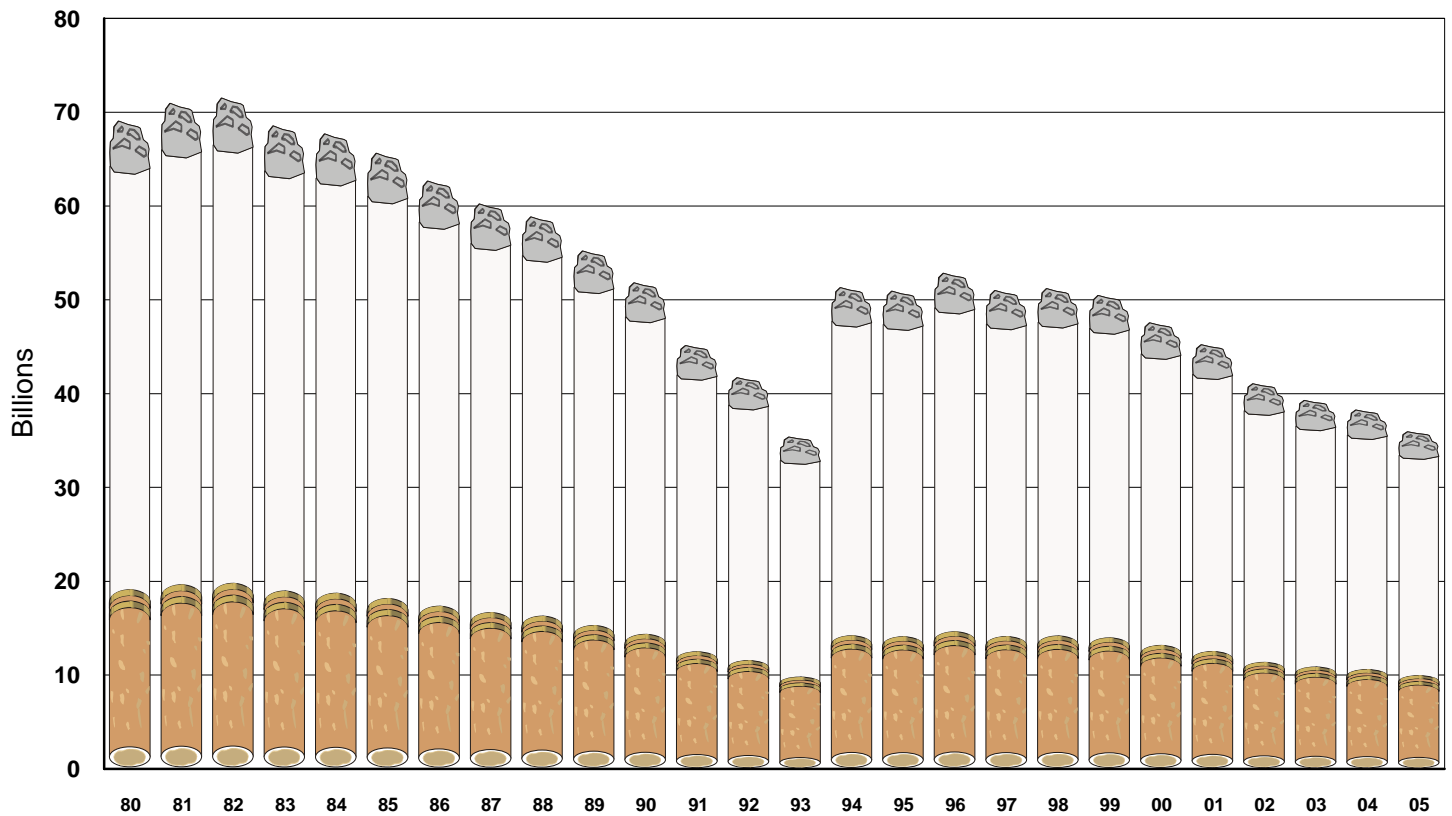
Total Cigarette & Fine-Cut 1980 - 2005

June, 2006

Canada

# Total Domestic Cigarette/Fine-Cut Sales 1980 - 2005

## Canada

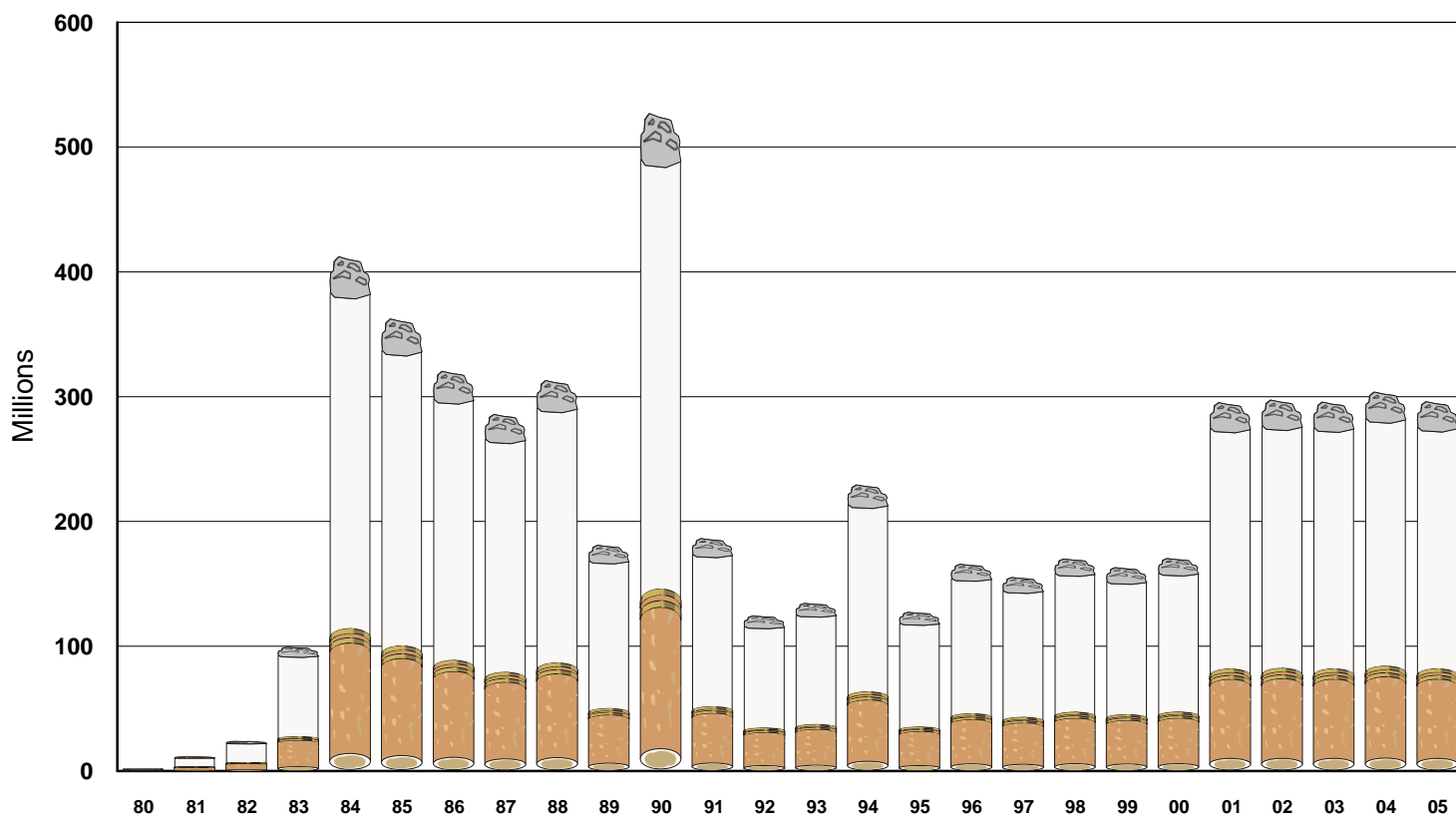


Year	Units of Cigarettes
1980	69,217,200,000
1981	71,110,200,000
1982	71,669,000,000
1983	68,677,900,000
1984	67,852,100,000
1985	65,760,850,705
1986	62,794,314,160
1987	60,341,526,390
1988	58,966,612,800
1989	55,317,067,500
1990	51,928,743,080
1991	45,240,432,000
1992	41,796,502,365
1993	35,443,098,580
1994	51,427,861,885
1995	51,030,040,540
1996	52,946,112,350
1997	51,109,414,710
1998	51,308,523,420
1999	50,572,076,600
2000	47,660,115,100
2001	45,325,704,190
2002	41,140,697,720
2003	39,363,787,139
2004	38,342,463,440
2005	36,034,408,103



# Total Imported Cigarette/Fine-Cut Sales 1980 - 2005

## Canada

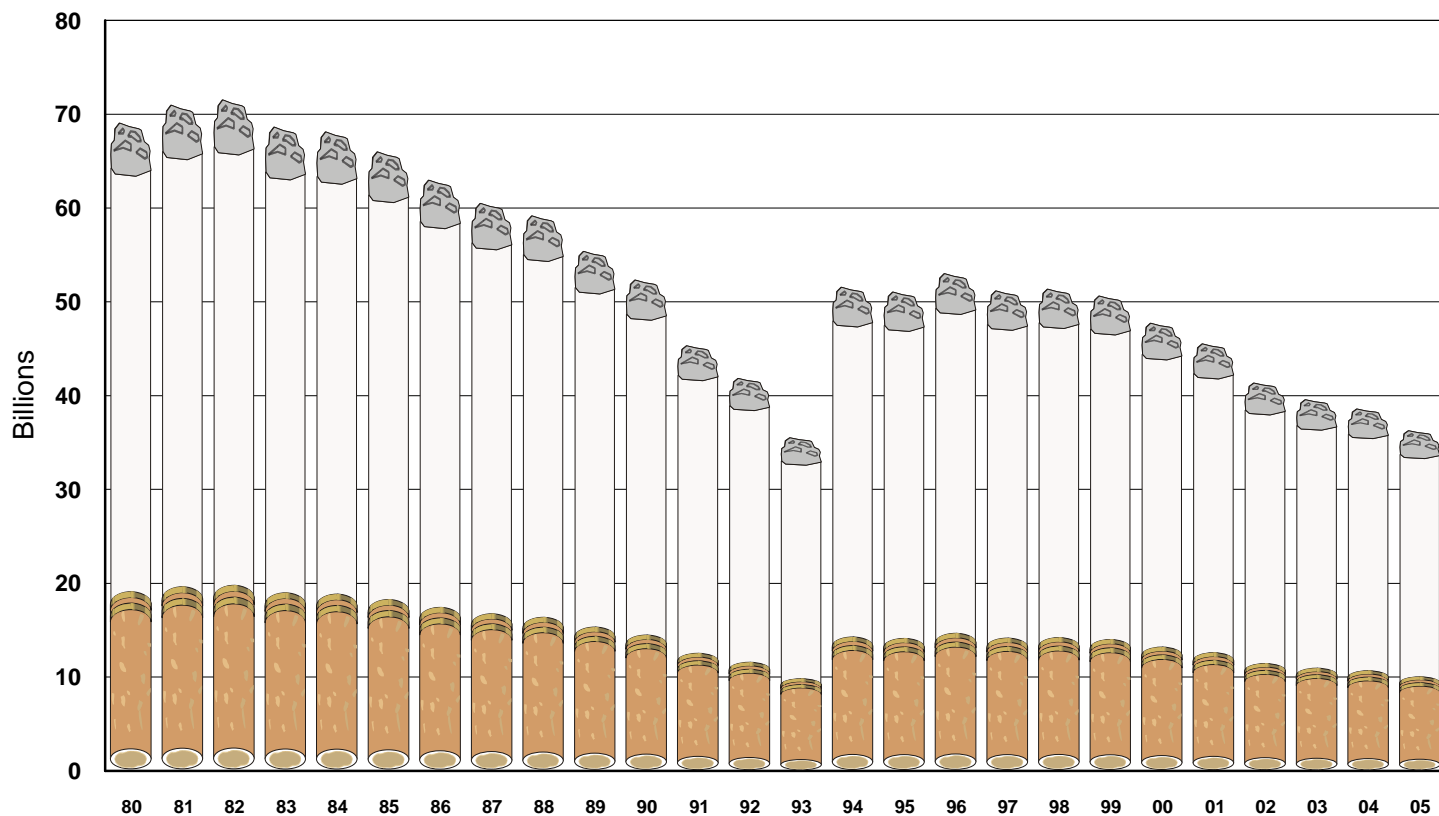


Year Units of Cigarettes

1980	1,400,000
1981	11,300,000
1982	23,700,000
1983	99,403,500
1984	413,114,500
1985	363,010,400
1986	321,007,700
1987	286,505,500
1988	313,505,000
1989	181,300,100
1990	528,000,000
1991	186,643,000
1992	124,500,000
1993	134,600,000
1994	229,700,000
1995	127,500,000
1996	166,000,000
1997	155,500,000
1998	170,326,000
1999	163,349,000
2000	170,649,600
2001	295,879,020
2002	297,954,740
2003	296,325,460
2004	304,366,166
2005	296,681,140



# Total Domestic & Imported Cigarette/Fine-Cut Sales 1980 - 2005 Canada



Year	Units of Cigarettes
1980	69,218,600,000
1981	71,121,500,000
1982	71,692,700,000
1983	68,777,303,500
1984	68,265,214,500
1985	66,123,861,105
1986	63,115,321,860
1987	60,628,031,890
1988	59,280,117,800
1989	55,498,367,600
1990	52,456,743,080
1991	45,427,075,000
1992	41,921,002,365
1993	35,577,698,580
1994	51,657,561,885
1995	51,157,540,540
1996	53,112,112,350
1997	51,264,914,710
1998	51,478,849,420
1999	50,735,425,600
2000	47,830,764,700
2001	45,621,583,210
2002	41,438,652,460
2003	39,660,112,599
2004	38,646,829,606
2005	36,331,089,243

