



South American Beef Supply

Approvisionnement en boeuf de l'Amérique latine

Argentina / Argentine

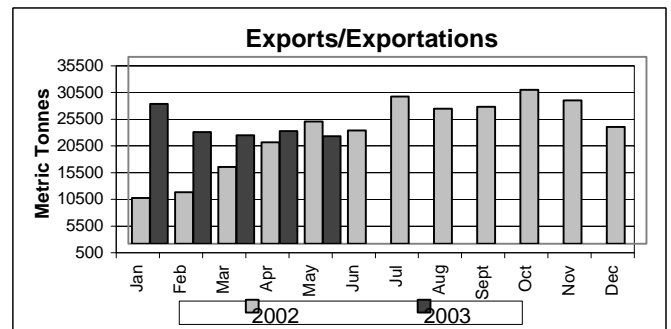
PRELIMINARY

For the period January 1 - May 31 / Pour la période du 1er au 31 mai

Graded Slaughter / Abattage classé			
(Head/tête)	2003	2002	% chg
Steers / Bouvillons (400 -580 kg)	1,495,217	1,439,431	3.9
Light Steers / Bouvillon léger (280-370 kg)	847,846	938,609	-9.7
Bulls / Taureaux	69,668	71,799	-3.0
Cows / Vaches	852,177	846,416	0.7
Heifers / Taures	765,334	751,417	1.9
Calves / Veaux	674,357	666,795	1.1
Total	4,704,599	4,714,467	(0.2)

Exports by Product / Exportations par produit		
(Tonnes product weight)	2003	2002
Chilled / Frais	48,632	17,918
Hilton Cuts/Coupe Hilton	15,441	20,790
Processed/Transformé	18,863	16,818
Offals/Abats	28,036	22,631
Total	110,972	57,367

Exports / Exportations			
(Tonnes product weight)	2003	2002	% chg
Brazil/Brésil	5,080	7,506	-32.3
Israel / Israël	6,764	2,730	147.8
United States / États-Unis	7,651	6,543	16.9
Hong Kong	9,557	8,058	18.6
Germany/Allemagne	12,884	10,297	25.1
United Kingdom/Royaume Uni	7,530	9,733	-22.6
Italy/Italie	4,407	3,057	44.2



Source: Secretaria de Agricultura, Ganaderia, Pesca y Alimentacion - SAGPyA, Livestock & Meat Market Intelligence Division

URUGUAY

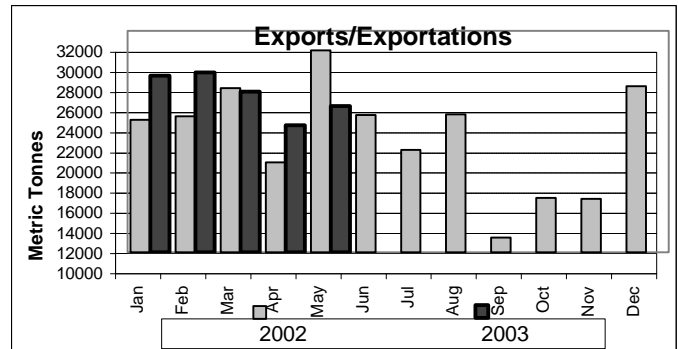
PRELIMINARY

For the period January 1 - May 31 / Pour la période du 1er au 31 mai

Slaughter (head) / Abattage (sujet)			
	2003	2002	% chg
Cows / Vaches	303,444	291,638	4.0
Bulls / Taureaux	12,362	11,341	9.0
Steers / Bouvillons	439,012	486,542	-9.8
Calves / Veaux	8,103	10,692	-24.2
Total	762,921	800,213	-4.7

Exports to Canada/Exportations au Canada		
	2003	2002
	Volume (Tonnes Ca)	
Chilled / Frais	25,127	18,621
Frozen / Congelé	90,590	89,372
Processed/Transformé	12,762	12,087
Total	128,479	120,080

Exports / Exportations			
Volume (Tonnes carcass weight)	2003	2002	% chg
Canada	46,943	189	24,737.6
U.S.	6,095	3,717	64.0
Israel / Israël	16,796	21,702	-22.6
European Union	17,187	36,465	-52.9
Russian Federation	3,908	5,615	-30.4
Argentina/Argentine	4,988	3,374	47.8
Brazil/Brésil	5,743	13,266	-56.7
Chile	8,276	3,216	157.3



Source: National Meat Institute of the Republic of Uruguay

PRÉLIMINAIRE

ar produit

% chg

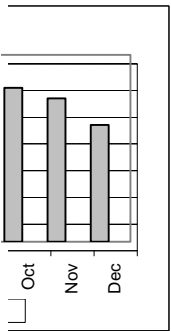
171.4

-25.7

12.2

23.9

93.4



PRÉLIMINAIRE

Canada

% chg

(arcass weight)

34.9

1.4

5.6

7.0

