

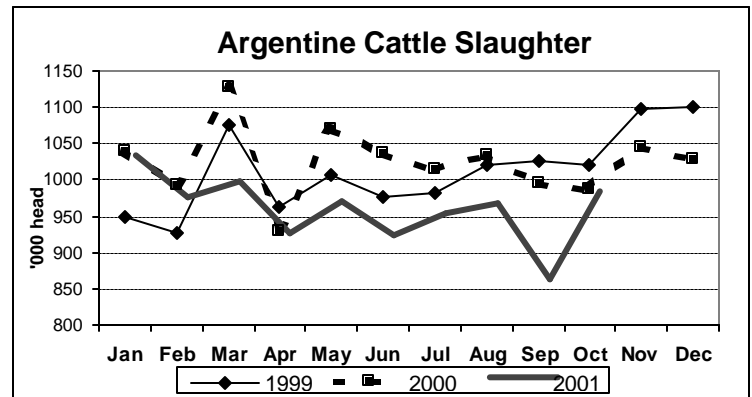


South American Beef Supply

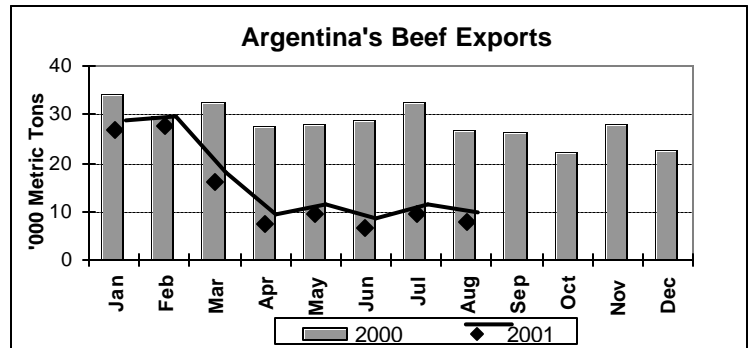
ARGENTINA

For the Period January 1 - October 31

Graded Slaughter	2001	2000	% chg
Steers (400 -580 kg)	2,964,197	3,438,411	-13.8
Light Steers (280-370 kg)	2,034,189	1,912,916	6.3
Bulls	134,600	142,624	-5.6
Cows	1,436,561	1,656,923	-13.3
Heifers	1,557,679	1,596,005	-2.4
Calves	1,394,302	1,413,680	-1.4
TOTAL	9,521,529	10,160,560	-6.3



Beef Exports	2001	2000	% chg
Canada	5,287	23,719	-77.7
United States	17,312	33,567	-48.4
Brasil	4,444	23,663	-81.2
Chile	4,391	32,257	-86.4
Germany	4,564	32,378	-85.9
Israel	7,259	17,035	-57.4
Great Britain	5,062	10,486	-51.7
Total	97,919	276,074	-64.5



Source: Secretaria de Agricultura, Ganaderia, Pesca y Alimentacion - SAGPyA, Livestock & Meat Market Intelligence Division

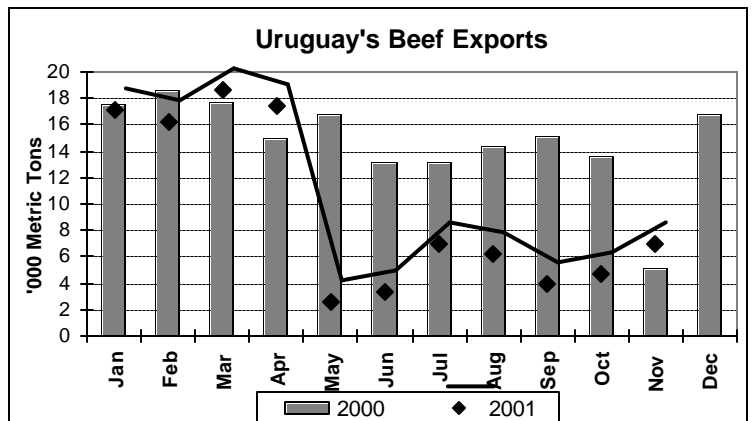
URUGUAY

For the Period January 1 - October 31

Slaughter (head)	2001	2000	% chg
Cows	480,250	704,418	-31.8
Bulls	18,098	24,876	-27.2
Steers	561,341	824,687	-31.9
Calves	19,274	40,712	-52.7
TOTAL	1,078,963	1,594,693	-32.3

Exports by Product	2001	2000	% chg
Volume (Tonnes Carcass Weight)			
Chilled	28,316	51,309	-44.8
Frozen	99,604	173,330	-42.5
Processed and Salted	14,804	14,295	3.6

Beef Exports	2001	2000	% chg
Volume (Tonnes Carcass Weight)			
Canada	40,370	33,705	19.8
US	21,573	31,817	-32.2
Mexico	3,985	25,456	-84.3
Brazil	13,054	20,208	-35.4
Argentina	5,903	9,860	-40.1
Chile	3,479	6,202	-43.9
Israel	19,804	36,523	-45.8
Total	142,724	238,860	-40.2



Source: National Meat Institute of the Republic of Uruguay

