



DATA SAMPLER

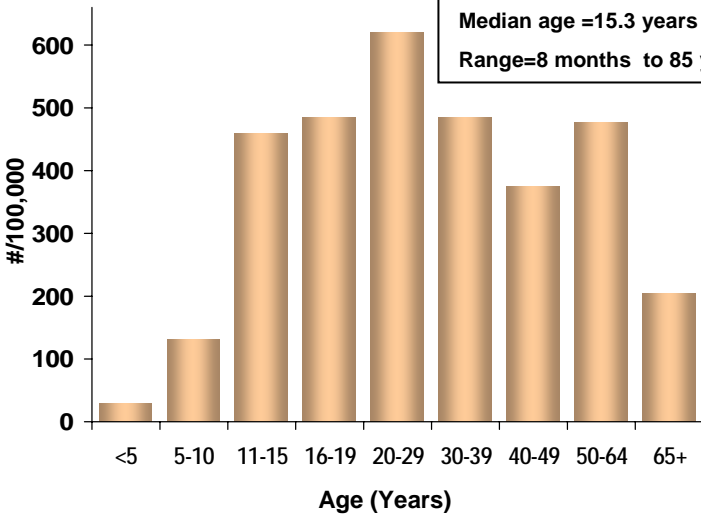
INJURIES ASSOCIATED WITH ALL-TERRAIN VEHICLES (ATVs)

CHIRPP database, 1999-2001, all ages - 895 records.

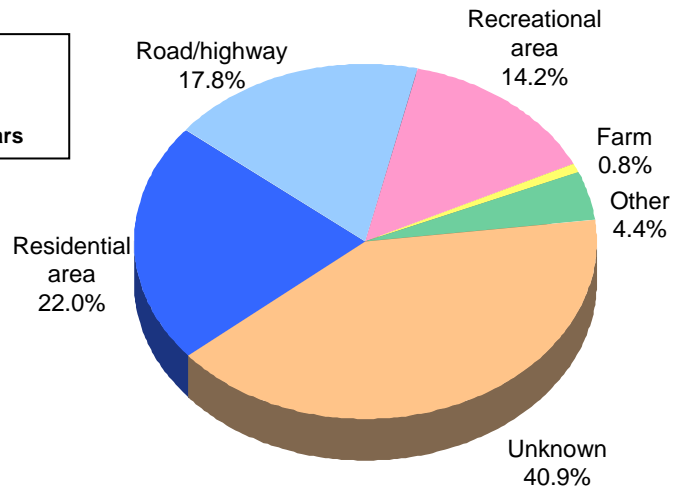
AGE DISTRIBUTION

Number of cases per 100,000 CHIRPP records in each age group

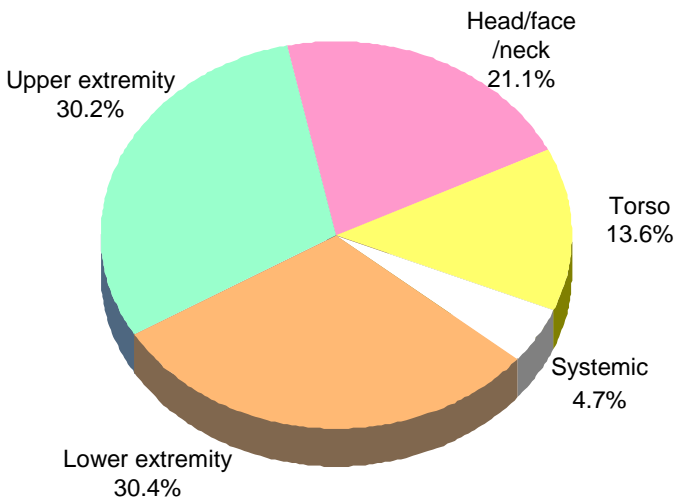
76.9% males
 Median age =15.3 years
 Range=8 months to 85 years



LOCATION



BODY REGIONS INJURED



HIGHLIGHTS

- the 895 cases represent about 41% of all off-road vehicle cases in CHIRPP
- 60.4% were driving the ATV, and of those, 49.8% were less than 16 yrs
- in cases where type of ATV was reported (n=431), 19.3% were three-wheeled
- in cases where helmet use was reported (n=493), 71.8% were wearing a helmet
- 38.4% of patients were admitted to hospital
- almost one-third (n=292) of patients suffered 2 or more injuries; of those, 56.2% were admitted to hospital versus 29.5% for those with only one injury
- almost two-thirds of the incidents involved either the patient being thrown or falling off of the ATV (30.1%), the ATV rolling over (20.2%) or collision with a fixed object (e.g. a tree) (11.7%)
- fractures represented 68.5% of all upper-extremity injuries, and 50.4% of all lower extremity injuries
- intracranial head injuries accounted for 2.3% of all injuries
- internal abdominal injuries and spinal fractures accounted for 2.7% and 2.8% of all injuries, respectively

For additional information on the CHIRPP program, please contact the Injury & Child Maltreatment Section, by phone at (613) 957-4689, by FAX at (613) 941-9927 or visit our website at www.phac-aspc.gc.ca/injury-bles/

