



# West Nile Virus National Surveillance Report

English Edition

September 10, 2006 - September 16, 2006 (Week 37)

## Canada

### Human:

During week 37, five new human cases of West Nile virus infection (WNV) have been reported to the Public Health Agency of Canada (PHAC). As of week 37, 102 confirmed human WNV cases [Alberta (24), Saskatchewan (7), Manitoba (48) and Ontario (23)] and one asymptomatic infection [Manitoba (1)] have been reported to the PHAC. Of the 102 clinical cases, 24 (23.5%) were classified as West Nile Neurological Syndrome, 54(52.9%) as West Nile Virus Non-Neurological Syndrome, and 24 (23.5%) as unclassified. No deaths have been reported to date.

### Bird:

As of week 37, 2460 dead birds have been tested, of which 273 (11.1%) were positive for WNV. Of these positive bird tests, 12 were reported in Alberta [Calgary (1), Palliser (8) and Chinook (3)], 5 were reported in Saskatchewan [Heartland (1), Cypress (1) and Regina (3)] and 256 were reported in Ontario [Central East (60), Central West (47), East (29), North East (29), North West (27), South West (51) and Toronto (13)]. The positive birds were American crows (85.4%), blue jays (13.2%), black-billed magpies (0.7%), ravens (0.4%) and pelicans (0.4%).

### Mosquito:

As of week 37, 498 WNV positive mosquito pools have been reported, including 114 in Alberta [Palliser (87), David Thompson (3), Calgary (7) East Central (1) and Chinook (16)], 35 in Saskatchewan [Cypress (3), Heartland (1), Five Hills (1), Saskatoon (2) and Sun Country (28)], 171 in Manitoba [Assiniboine (34), Central (7), Interlake (40), Brandon (7), North Eastman (9), South Eastman (4), and Winnipeg (70)], 169 in Ontario [Central East (30), Central West (39), East (3), North East (17), North West (4) South West (32) and Toronto (44)] and 9 in Quebec [Monteregie (6) and Montreal-Centre(3)].

### Domestic Animal:

As of week 37, eight WNV positive horses have been reported in Manitoba (1), Alberta(5) and Ontario (2).

### National WNV surveillance data and maps can be found on the PHAC web site at:

<http://www.phac-aspc.gc.ca/wnv-vwn/index.html>

**Provinces/Territories:** Detailed WNV information can be accessed through the Links section on the PHAC WNV web site.

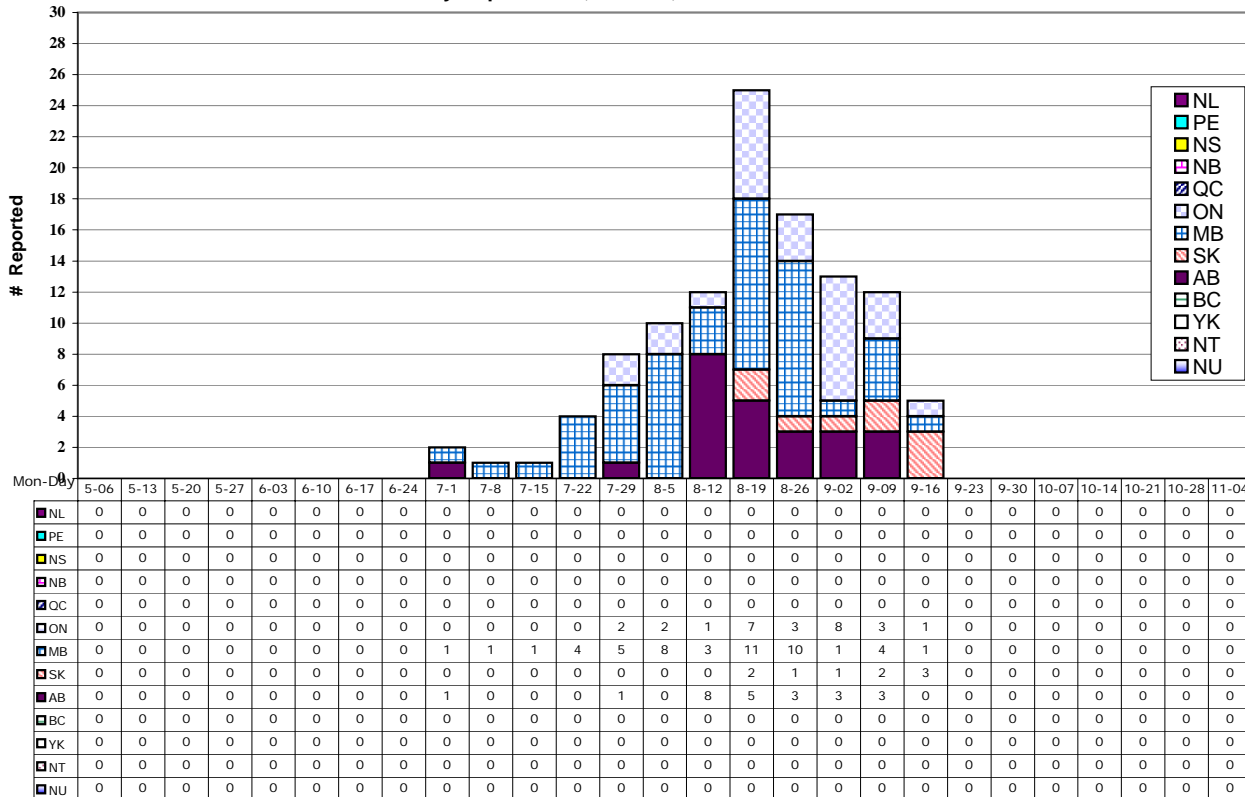
### United States

#### Human:

Between 1 January and 19 September 2006, 2171 human WNV cases [1254 (58%) fever, 829 (38%) neuroinvasive disease and 88 (4%) clinically unspecified] have been reported to the Centers for Disease Control and Prevention (CDC) in the U.S. There have been 74 deaths reported.

**States:** Detailed State information can be accessed through the CDC web site: <http://www.cdc.gov/ncidod/dvbid/westnile/surv&control.htm>

WNV Human Confirmed Cases and Asymptomatic Infections, by Province/Territory, by Report week, Canada, 2006



Abbreviations: Newfoundland & Labrador (NL), Prince Edward Island (PE), New Brunswick (NB), Nova Scotia (NS), Quebec (QC), Ontario (ON), Manitoba (MB), Saskatchewan (SK), Alberta (AB), British Columbia (BC), Yukon Territory (YK), Northwest Territories (NT), Nunavut (NU)

**WNV Human Confirmed Clinical Cases and Asymptomatic Infections for the Current Report Week and Year-to-Date,  
by Province/Territory, Canada, 2006**

Provinces Territories	Report Week: September 10, 2006 - September 16, 2006 (Week 37)					
	West Nile Virus Neurological Syndrome	West Nile Virus Non- Neurological Syndrome	Unclassified / Unspecified	Total Clinical Cases <sup>1</sup>	No. of travel related cases <sup>2</sup>	West Nile Virus Asymptomatic Infections
	No. Cases	No. Cases				
NL	0	0	0	0	0	0
PE	0	0	0	0	0	0
NS	0	0	0	0	0	0
NB	0	0	0	0	0	0
QC	0	0	0	0	0	0
ON	0	0	2	2	0	0
MB	0	0	1	1	0	0
SK	0	1	0	1	0	0
AB	0	1	0	1	0	0
BC	0	0	0	0	0	0
YT	0	0	0	0	0	0
NT	0	0	0	0	0	0
NU	0	0	0	0	0	0
<b>Canada</b>	<b>0</b>	<b>2</b>	<b>3</b>	<b>5</b>	<b>0</b>	<b>0</b>
Provinces Territories	Year-to-Date: September 16, 2006 (Week 37)					
	West Nile Virus Neurological Syndrome	West Nile Virus Non- Neurological Syndrome	Unclassified / Unspecified	Total Clinical Cases <sup>1</sup>	No. of travel related cases <sup>2</sup>	West Nile Virus Asymptomatic Infections
	No. Cases	No. Cases				
NL	0	0	0	0	0	0
PE	0	0	0	0	0	0
NS	0	0	0	0	0	0
NB	0	0	0	0	0	0
QC	0	0	0	0	0	0
ON	10	7	6	23	1	0
MB	11	19	18	48	0	1
SK	2	5	0	7	0	0
AB	1	23	0	24	7	0
BC	0	0	0	0	0	0
YT	0	0	0	0	0	0
NT	0	0	0	0	0	0
NU	0	0	0	0	0	0
<b>Canada</b>	<b>24</b>	<b>54</b>	<b>24</b>	<b>102</b>	<b>8</b>	<b>1</b>

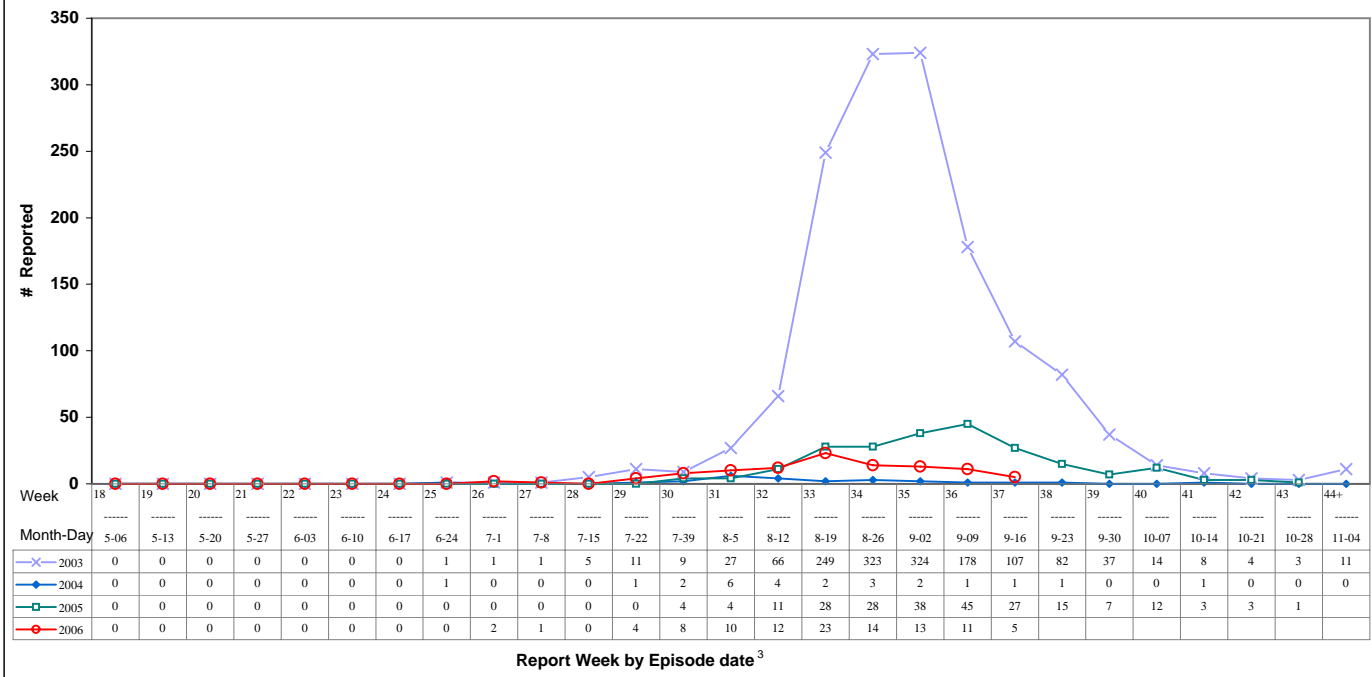
<sup>1</sup> Total clinical cases is the sum of WNNS + WN Non-NS + Unclassified / Unspecified

<sup>2</sup> Likely related to travel outside the province / territory

Details on human case definitions can be seen on the PHAC West Nile virus surveillance web site:

[http://www.phac-aspc.gc.ca/wnv-vwn/hmncasedef\\_e.html](http://www.phac-aspc.gc.ca/wnv-vwn/hmncasedef_e.html)

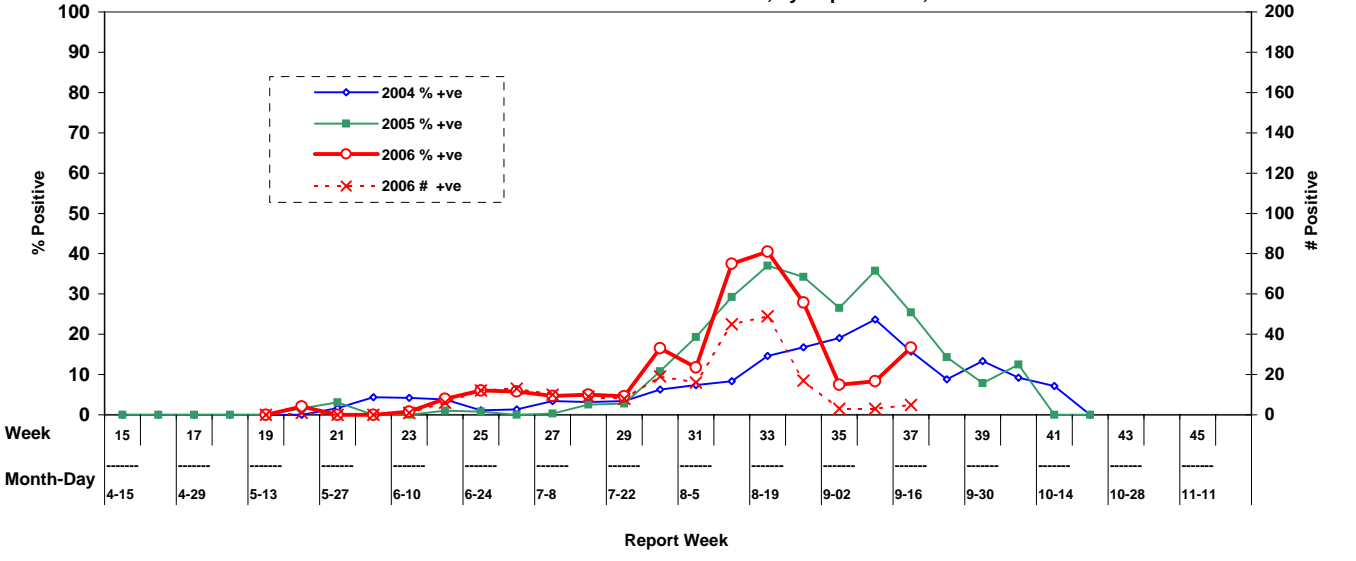
### WNV Human Confirmed Clinical Cases and Asymptomatic Infections in Canada, 2003 to 2006



Report Week by Episode date<sup>3</sup>



### Percentage of Dead Birds<sup>4</sup> Tested Positive for WNV, by Report Week, Canada 2004, 2005 & 2006<sup>5</sup>, and Number of Dead Birds<sup>4</sup> Tested Positive for WNV, by Report Week, Canada 2006

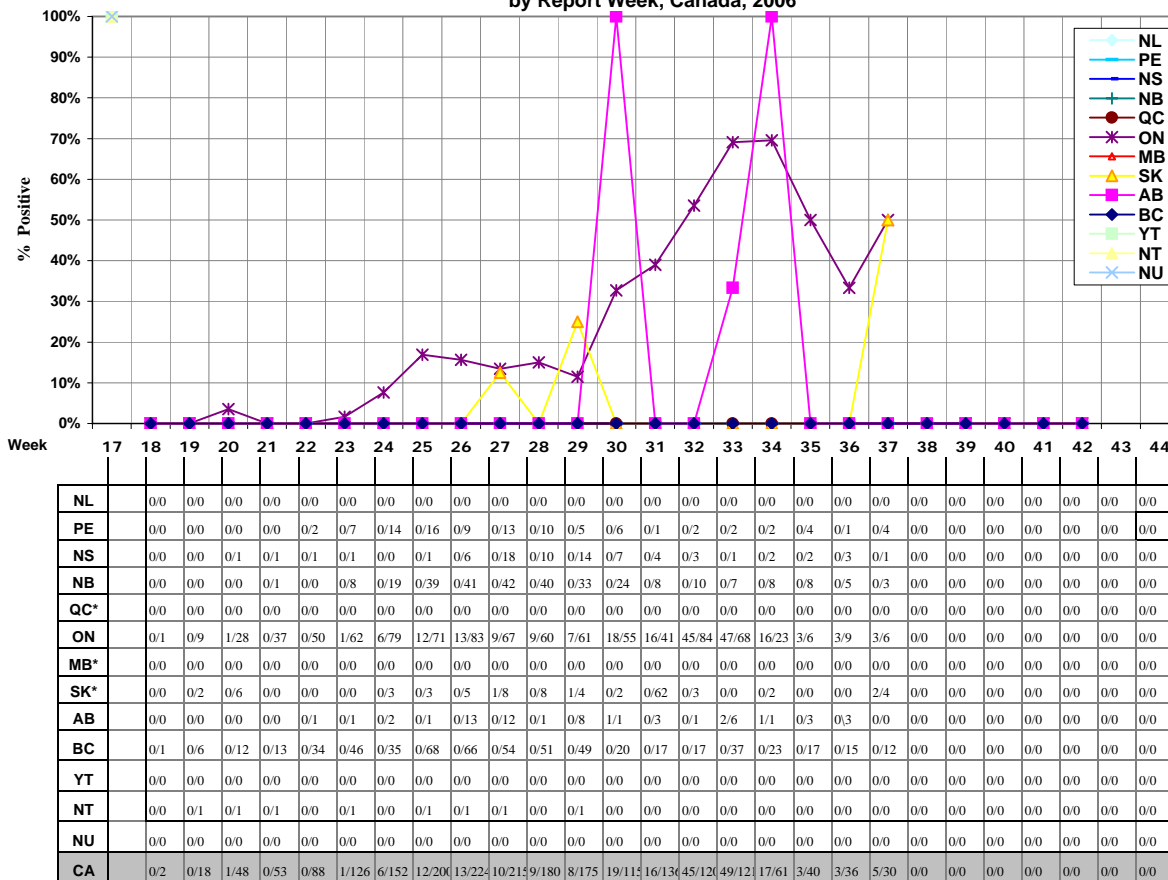


<sup>3</sup> Episode date could include one of the following: onset date, diagnosis date, lab sample date, or reporting date.  
<sup>4</sup> Mostly corvids (e.g. crows, blue jays, and ravens).  
<sup>5</sup> Not all provinces are conducting dead bird surveillance as part of their own WNV surveillance program in 2006. However, WNV positive dead birds may be identified through the National Wildlife Disease Surveillance Program of the Canadian Cooperative Wildlife Health Centre (CCWHC).

**Dead Bird<sup>4</sup> WNV Test Results for the current Report Week and Year-to-Date,  
by Province/Territory, Canada, 2006**

Provinces / Territories	September 10, 2006 - September 16, 2006 (Week 37)		Year-to-Date: September 16, 2006 (Week 37)	
	No. tests	No. confirmed positive tests	No. tests	No. confirmed positive tests
NL	0	0	0	0
PE	4	0	98	0
NS	1	0	107	0
NB	3	0	308	0
QC*	0	0	0	0
ON	6	3	972	256
MB*	0	0	1	0
SK*	4	2	118	5
AB	0	0	86	12
BC	12	0	752	0
YT	0	0	9	0
NT	0	0	9	0
NU	0	0	0	0
<b>Canada</b>	<b>30</b>	<b>5</b>	<b>2460</b>	<b>273</b>

**Percentage of Dead Birds<sup>4</sup> Tested Positive for WNV, by Province/Territory,  
by Report Week, Canada, 2006**



\* These provinces are not conducting dead bird surveillance as part of their own WNV surveillance program in 2006. However, WNV positive dead birds may be identified through the National Wildlife Disease Surveillance Program of the Canadian Cooperative Wildlife Health Centre (CCWHC).