



# West Nile Virus National Surveillance Report

English Edition

October 1, 2006 - October 7, 2006 (Week 40)

## Canada

### Human:

During week 40, no new human cases of West Nile virus (WNV) infection were reported to the Public Health Agency of Canada (PHAC). As of week 40, 123 confirmed human WNV cases [Alberta (24), Saskatchewan (11), Manitoba (50) and Ontario (38)] and one asymptomatic infection [Manitoba (1)] have been reported to the PHAC. Of the 123 clinical cases, 34 (27.6%) were classified as West Nile Neurological Syndrome, 78 (63.4%) as West Nile Virus Non-Neurological Syndrome, and 11 (8.9%) as unclassified. Two deaths have been reported to date.

### Bird:

As of week 40, 2511 dead birds have been tested, of which 273 (11.0%) were positive for WNV. Of these positive bird tests, 12 were reported in Alberta [Calgary (1), Palliser (8) and Chinook (3)], 5 were reported in Saskatchewan [Heartland (1), Cypress (1) and Regina (3)] and 256 were reported in Ontario [Central East (60), Central West (47), East (29), North East (29), North West (27), South West (51) and Toronto (13)]. The positive birds were American crows (85.4%), blue jays (13.2%), black-billed magpies (0.7%), ravens (0.4%) and pelicans (0.4%).

### Mosquito:

As of week 40, 498 WNV positive mosquito pools have been reported, including 114 in Alberta [Palliser (87), David Thompson (3), Calgary (7) East Central (1) and Chinook (16)], 35 in Saskatchewan [Cypress (3), Heartland (1), Five Hills (1), Saskatoon (2) and Sun Country (28)], 171 in Manitoba [Assiniboine (34), Central (7), Interlake (40), Brandon (7), North Eastman (9), South Eastman (4), and Winnipeg (70)], 169 in Ontario [Central East (30), Central West (39), East (3), North East (17), North West (4) South West (32) and Toronto (44)] and 9 in Quebec [Monteregie (6) and Montreal-Centre(3)].

### Domestic Animal:

As of week 40, thirteen WNV positive horses have been reported in Manitoba (1), Alberta(9) and Ontario (3).

### National WNV surveillance data and maps can be found on the PHAC web site at:

<http://www.phac-aspc.gc.ca/wnv-vwn/index.html>

**Provinces/Territories:** Detailed WNV information can be accessed through the Links section on the PHAC WNV web site.

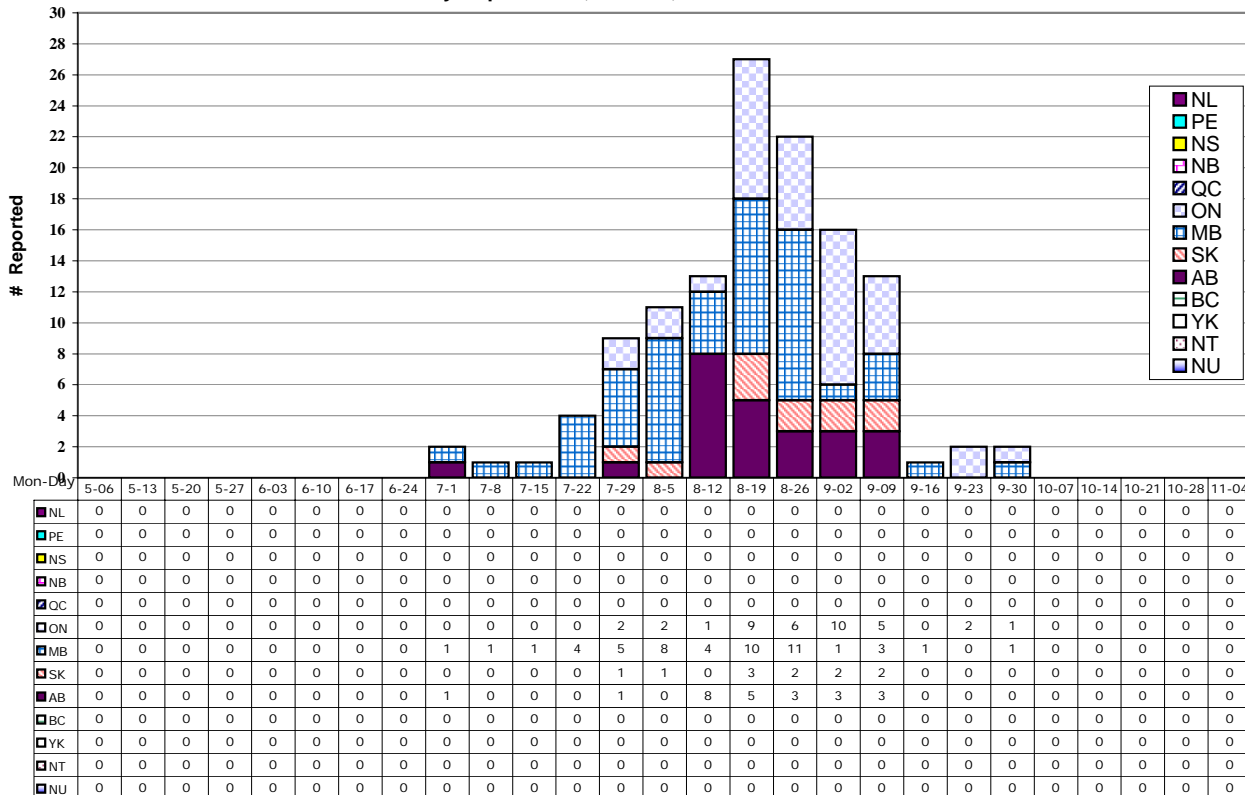
### United States

#### Human:

Between 1 January and 10 October 2006, 3135 human WNV cases [1895 (60%) fever, 1121 (36%) neuroinvasive disease and 119 (4%) clinically unspecified] have been reported to the Centers for Disease Control and Prevention (CDC) in the U.S. There have been 97 deaths reported.

**States:** Detailed State information can be accessed through the CDC web site: <http://www.cdc.gov/ncidod/dvbid/westnile/surv&control.htm>

### WNV Human Confirmed Cases and Asymptomatic Infections, by Province/Territory, by Report week, Canada, 2006



Abbreviations: Newfoundland & Labrador (NL), Prince Edward Island (PE), New Brunswick (NB), Nova Scotia (NS), Quebec (QC), Ontario (ON), Manitoba (MB), Saskatchewan (SK), Alberta (AB), British Columbia (BC), Yukon Territory (YK), Northwest Territories (NT), Nunavut (NU)

**WNV Human Confirmed Clinical Cases and Asymptomatic Infections for the Current Report Week and Year-to-Date,  
by Province/Territory, Canada, 2006**

Provinces Territories	Report Week: October 1, 2006 - October 7, 2006 (Week 40)					
	West Nile Virus Neurological Syndrome	October 1, 2006 - October 7, 2006 (Week 40)	Unclassified / Unspecified	Total Clinical Cases <sup>1</sup>	No. of travel related cases <sup>2</sup>	West Nile Virus Asymptomatic Infections
	No. Cases	No. Cases				
NL	0	0	0	0	0	0
PE	0	0	0	0	0	0
NS	0	0	0	0	0	0
NB	0	0	0	0	0	0
QC	0	0	0	0	0	0
ON	0	0	0	0	0	0
MB	0	0	0	0	0	0
SK	0	0	0	0	0	0
AB	0	0	0	0	0	0
BC	0	0	0	0	0	0
YT	0	0	0	0	0	0
NT	0	0	0	0	0	0
NU	0	0	0	0	0	0
Canada	0	0	0	0	0	0
Provinces Territories	Year-to-Date: October 7, 2006 (Week 40)					
	West Nile Virus Neurological Syndrome	West Nile Virus Non- Neurological Syndrome	Unclassified / Unspecified	Total Clinical Cases <sup>1</sup>	No. of travel related cases <sup>2</sup>	West Nile Virus Asymptomatic Infections
	No. Cases	No. Cases				
NL	0	0	0	0	0	0
PE	0	0	0	0	0	0
NS	0	0	0	0	0	0
NB	0	0	0	0	0	0
QC	0	0	0	0	0	0
ON	15	22	1	38	3	0
MB	15	26	9	50	0	1
SK	3	7	1	11	0	0
AB	1	23	0	24	7	0
BC	0	0	0	0	0	0
YT	0	0	0	0	0	0
NT	0	0	0	0	0	0
NU	0	0	0	0	0	0
Canada	34	78	11	123	10	1

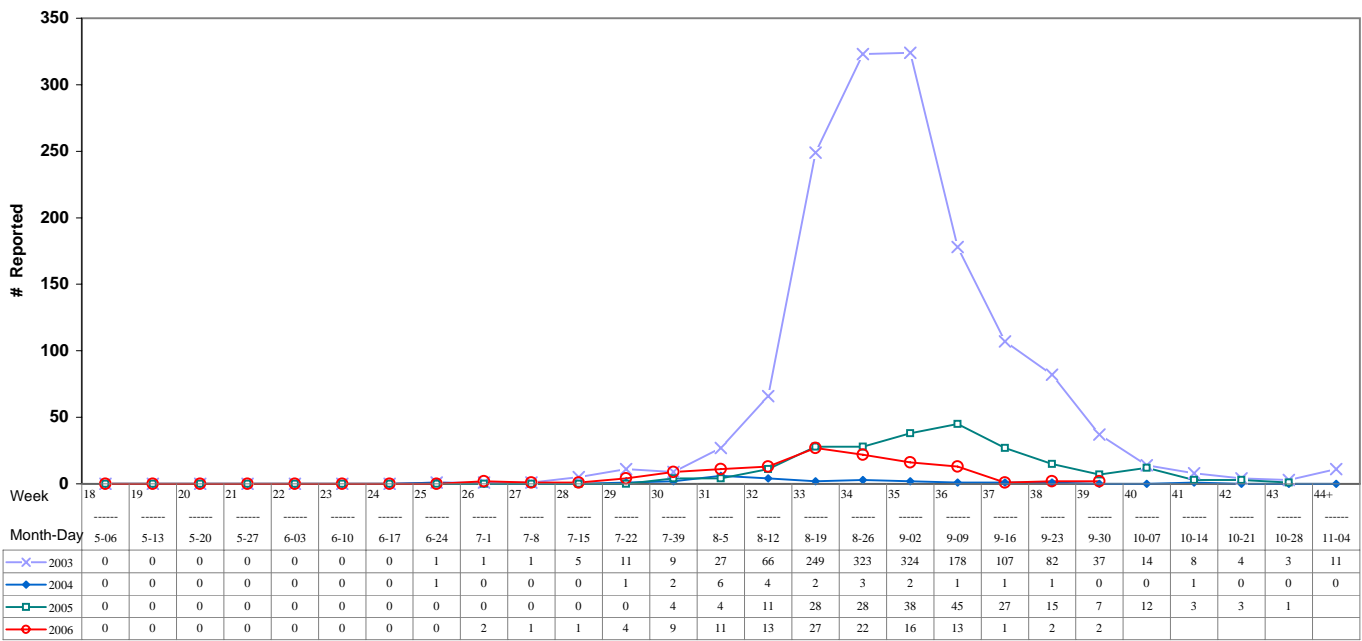
<sup>1</sup> Total clinical cases is the sum of WNNS + WN Non-NS + Unclassified / Unspecified

<sup>2</sup> Likely related to travel outside the province / territory

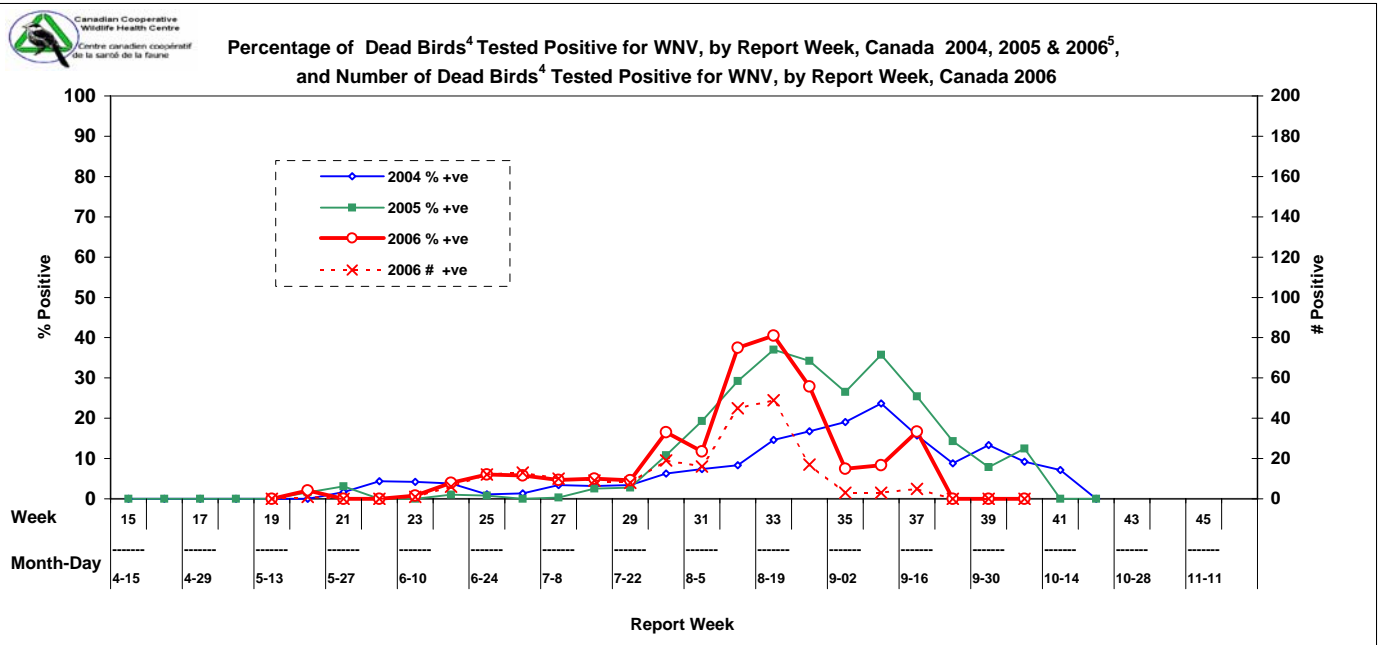
Details on human case definitions can be seen on the PHAC West Nile virus surveillance web site:

[http://www.phac-aspc.gc.ca/wnv-vwn/hmncasedef\\_e.html](http://www.phac-aspc.gc.ca/wnv-vwn/hmncasedef_e.html)

### WNV Human Confirmed Clinical Cases and Asymptomatic Infections in Canada, 2003 to 2006



Report Week by Episode date<sup>3</sup>



<sup>3</sup> Episode date could include one of the following: onset date, diagnosis date, lab sample date, or reporting date.

<sup>4</sup> Mostly corvids (e.g. crows, blue jays, and ravens).

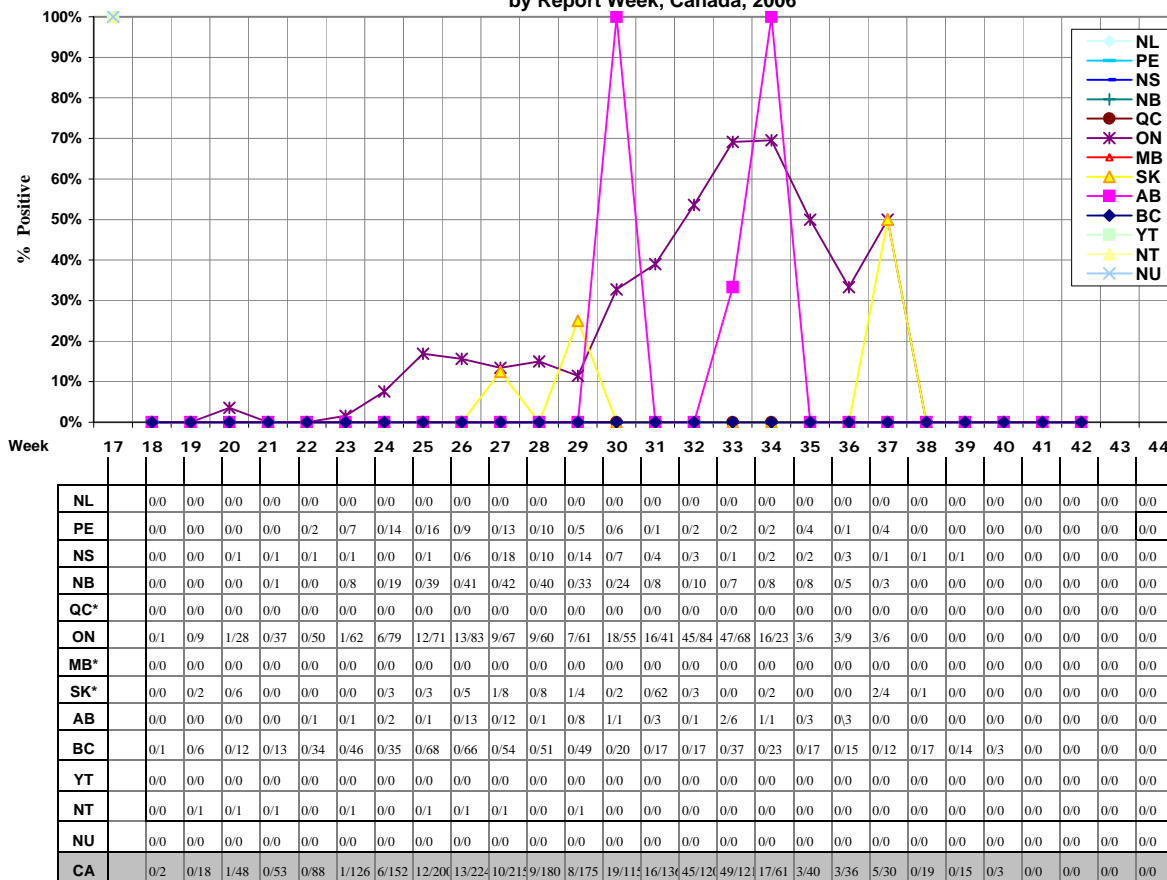
<sup>5</sup> Not all provinces are conducting dead bird surveillance as part of their own WNV surveillance program in 2006. However, WNV positive dead birds may be identified through the National Wildlife Disease Surveillance Program of the Canadian Cooperative Wildlife Health Centre (CCWHC).

October 1, 2006 - October 7, 2006 (Week 40)

**Dead Bird<sup>4</sup> WNV Test Results for the current Report Week and Year-to-Date,  
by Province/Territory, Canada, 2006**

Provinces / Territories	October 1, 2006 - October 7, 2006 (Week 40)		Year-to-Date: October 7, 2006 (Week 40)	
	No. tests	No. confirmed positive tests	No. tests	No. confirmed positive tests
NL	0	0	0	0
PE	0	0	98	0
NS	0	0	117	0
NB	0	0	308	0
QC*	0	0	0	0
ON	0	0	972	256
MB*	0	0	1	0
SK*	0	0	125	5
AB	0	0	86	12
BC	3	0	786	0
YT	0	0	9	0
NT	0	0	9	0
NU	0	0	0	0
<b>Canada</b>	<b>3</b>	<b>0</b>	<b>2511</b>	<b>273</b>

**Percentage of Dead Birds<sup>4</sup> Tested Positive for WNV, by Province/Territory,  
by Report Week, Canada, 2006**



\* These provinces are not conducting dead bird surveillance as part of their own WNV surveillance program in 2006. However, WNV positive dead birds may be identified through the National Wildlife Disease Surveillance Program of the Canadian Cooperative Wildlife Health Centre (CCWHC).