



West Nile Virus National Surveillance Report

English Edition

Final report for 2006 WNV season

Canada

Human:

During the 2006 WNV season, 127 confirmed human WNV cases [Alberta (24), Saskatchewan (11), Manitoba (50), Ontario (41), and Quebec (1)] and one asymptomatic infection [Manitoba (1)] have been reported to the PHAC. Of the 127 clinical cases, 34 (26.8%) were classified as West Nile Neurological Syndrome, 85 (66.9%) as West Nile Virus Non-Neurological Syndrome, and 8 (6.3%) as unclassified. There have been two deaths reported in patients with WNV infection during this season.

Bird:

During the 2006 WNV season, a total of 2476 dead birds have been tested since April 2006. Of which 273 (11.1%) were positive for WNV. Of the 273 positive birds, 12 were reported in Alberta [Calgary (1), Palliser (8) and Chinook (3)], 5 were reported in Saskatchewan [Heartland (1), Cypress (1) and Regina (3)] and 256 were reported in Ontario [Central East (60), Central West (47), East (29), North East (29), North West (27), South West (51) and Toronto (13)]. The positive birds were American crows (85.4%), blue jays (13.2%), black-billed magpies (0.7%), ravens (0.4%) and pelicans (0.4%).

Mosquito:

During the 2006 WNV season, 499 WNV positive mosquito pools have been reported, including 114 in Alberta [Palliser (87), David Thompson (3), Calgary (7) East Central (1) and Chinook (16)], 36 in Saskatchewan [Cypress (3), Heartland (1), Five Hills (1), Saskatoon (2) and Sun Country (29)], 171 in Manitoba [Assiniboine (34), Central (7), Interlake (40), Brandon (7), North Eastman (9), South Eastman (4), and Winnipeg (70)], 169 in Ontario [Central East (30), Central West (39), East (3), North East (17), North West (4) South West (32) and Toronto (44)] and 9 in Quebec [Monteregie (6) and Montreal-Centre(3)].

Domestic Animal:

During the 2006 WNV season, thirteen WNV positive horses have been reported in Manitoba (1), Alberta(9) and Ontario (3).

National WNV surveillance data and maps can be found on the PHAC web site at:

<http://www.phac-aspc.gc.ca/wnv-vwn/index.html>

Provinces/Territories: Detailed WNV information can be accessed through the Links section on the PHAC WNV web site.

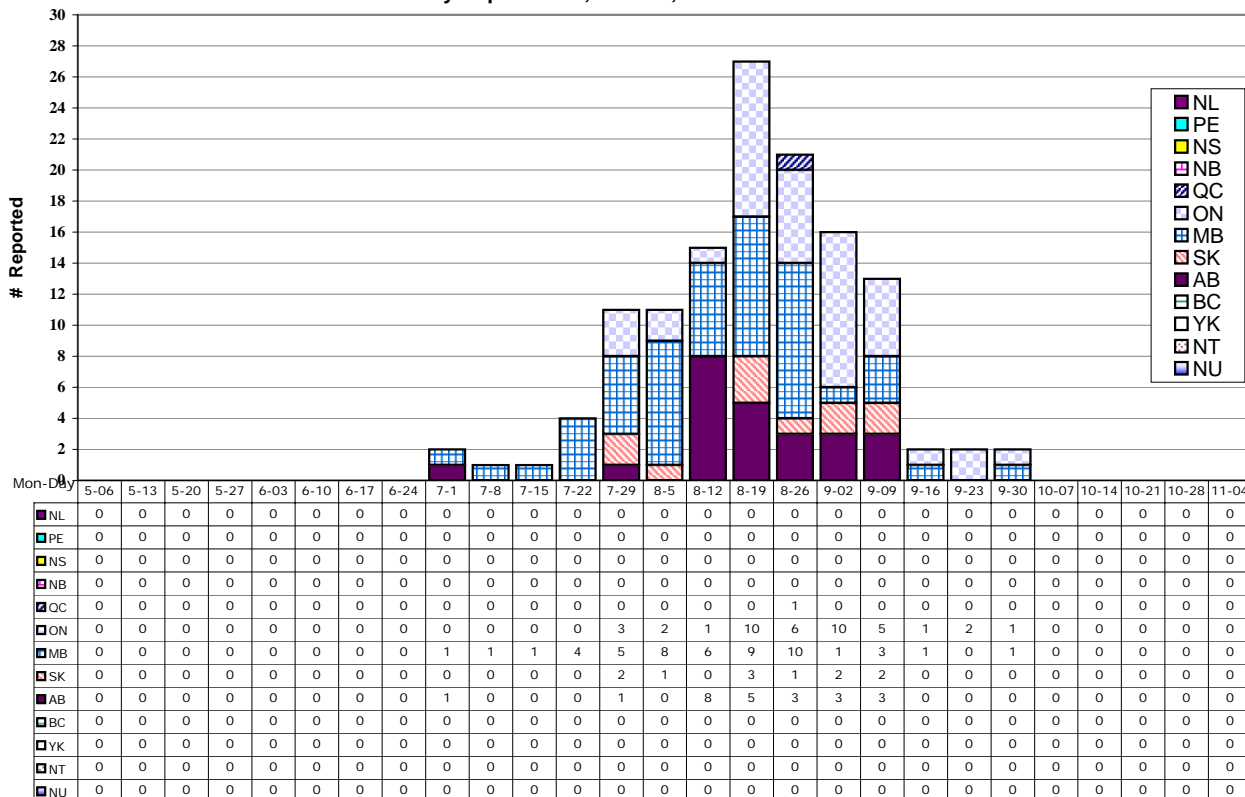
United States

Human:

Between 1 January and 31 October 2006, 3752 human WNV cases [2290 (61%) fever, 1305 (35%) neuroinvasive disease and 157 (4%) clinically unspecified] have been reported to the Centers for Disease Control and Prevention (CDC) in the U.S. There have been 117 deaths reported.

States: Detailed State information can be accessed through the CDC web site: <http://www.cdc.gov/ncidod/dvbid/westnile/surv&control.htm>

WNV Human Confirmed Cases and Asymptomatic Infections, by Province/Territory, by Report week, Canada, 2006



Abbreviations: Newfoundland & Labrador (NL), Prince Edward Island (PE), New Brunswick (NB), Nova Scotia (NS), Quebec (QC), Ontario (ON), Manitoba (MB), Saskatchewan (SK), Alberta (AB), British Columbia (BC), Yukon Territory (YK), Northwest Territories (NT), Nunavut (NU)

**WNV Human Confirmed Clinical Cases and Asymptomatic Infections for the Current Report Week and Year-to-Date,
by Province/Territory, Canada, 2006**

Provinces Territories	Report Week: Final report for 2006 WNV season					
	West Nile Virus Neurological Syndrome	West Nile Virus Non- Neurological Syndrome	Unclassified / Unspecified	Total Clinical Cases ¹	No. of travel related cases ²	West Nile Virus Asymptomatic Infections
	No. Cases	No. Cases				
NL	0	0	0	0	0	0
PE	0	0	0	0	0	0
NS	0	0	0	0	0	0
NB	0	0	0	0	0	0
QC	0	1	0	1	0	0
ON	16	24	1	41	3	0
MB	15	28	7	50	0	1
SK	2	9	0	11	0	0
AB	1	23	0	24	8	0
BC	0	0	0	0	0	0
YT	0	0	0	0	0	0
NT	0	0	0	0	0	0
NU	0	0	0	0	0	0
Canada	34	85	8	127	11	1

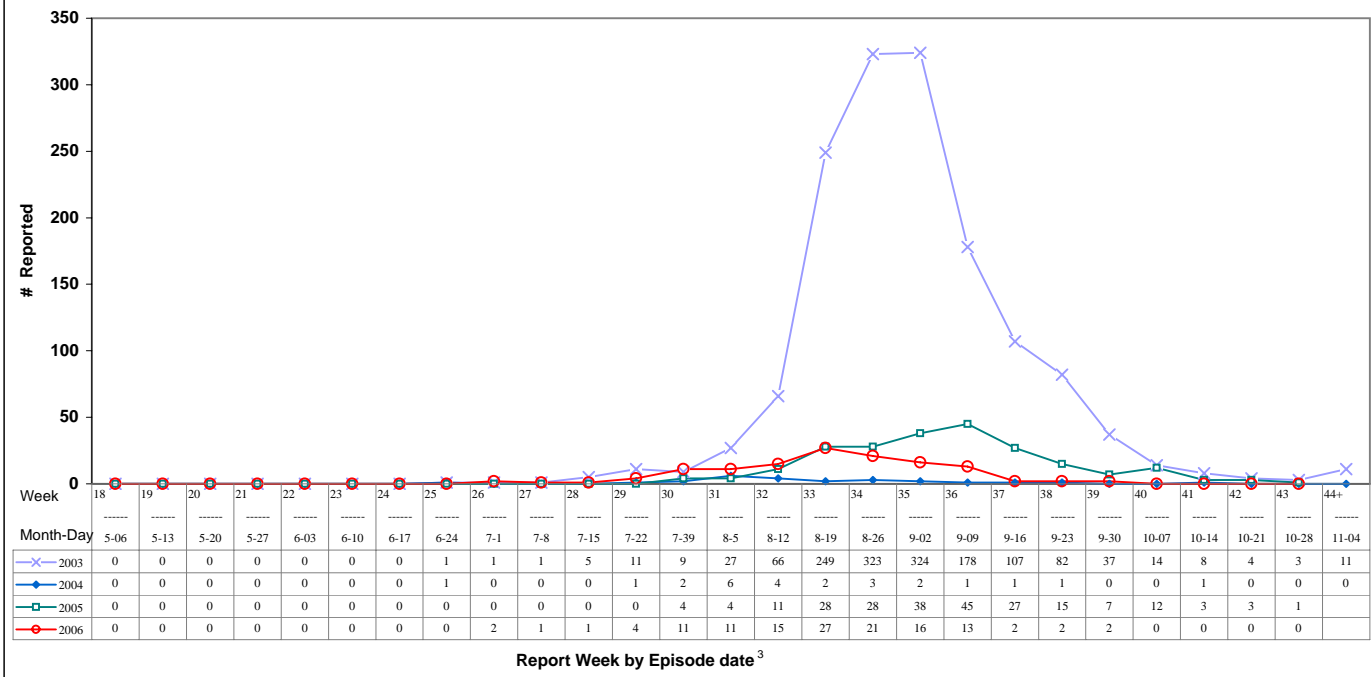
¹ Total clinical cases is the sum of WNNS + WN Non-NS + Unclassified / Unspecified

² Likely related to travel outside the province / territory

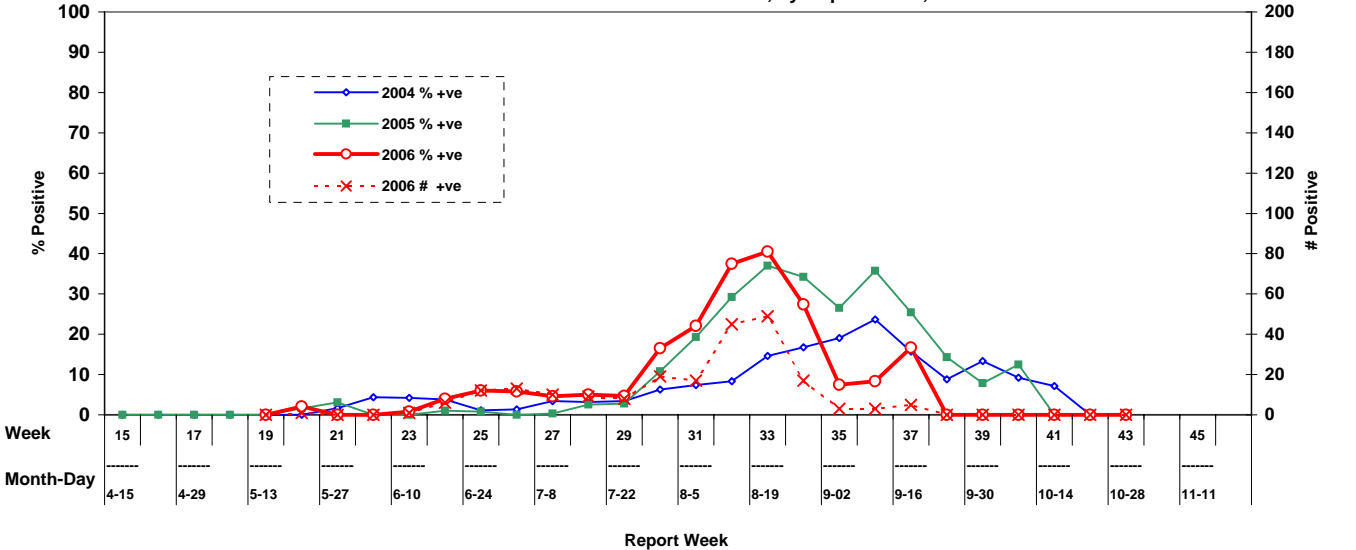
Details on human case definitions can be seen on the PHAC West Nile virus surveillance web site:

http://www.phac-aspc.gc.ca/wnv-vwn/hmncasedef_e.html

WNV Human Confirmed Clinical Cases and Asymptomatic Infections in Canada, 2003 to 2006



Percentage of Dead Birds⁴ Tested Positive for WNV, by Report Week, Canada 2004, 2005 & 2006⁵, and Number of Dead Birds⁴ Tested Positive for WNV, by Report Week, Canada 2006



³ Episode date could include one of the following: onset date, diagnosis date, lab sample date, or reporting date.

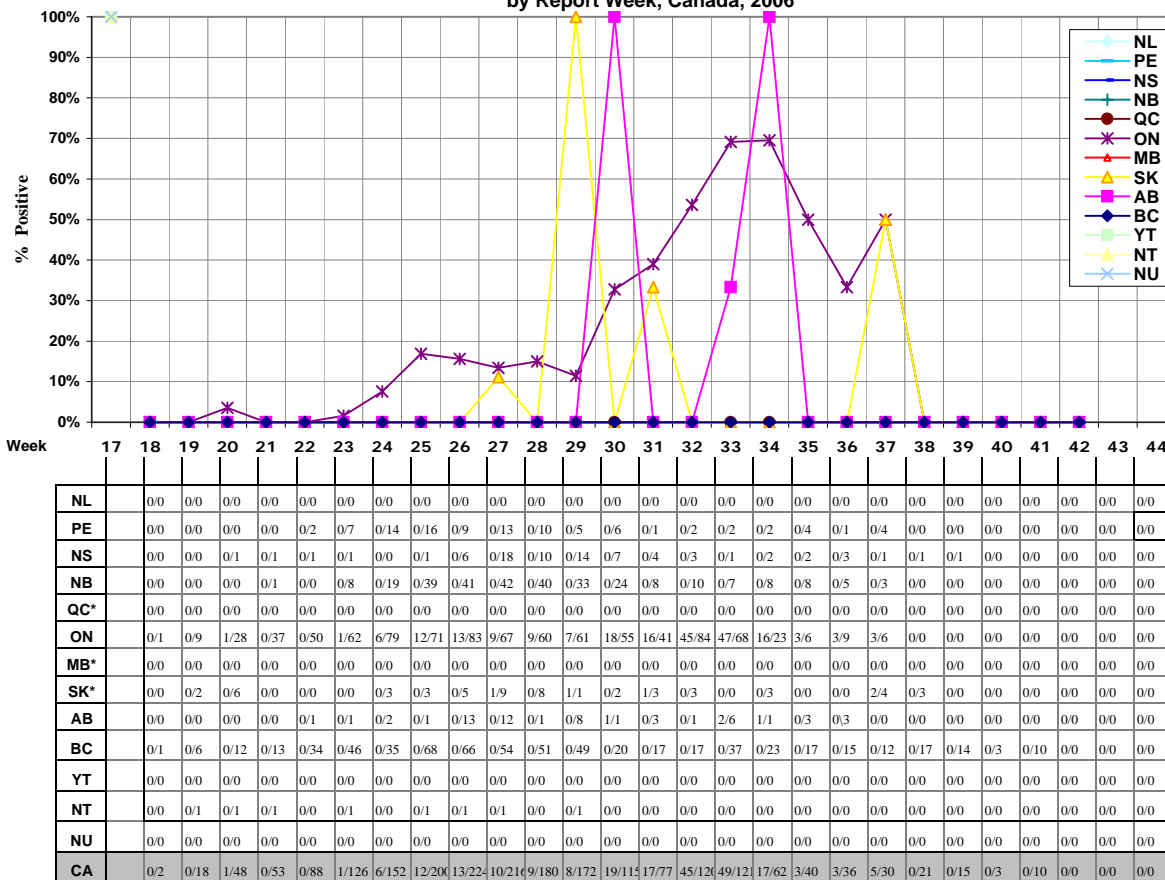
⁴ Mostly corvids (e.g. crows, blue jays, and ravens).

⁵ Not all provinces are conducting dead bird surveillance as part of their own WNV surveillance program in 2006. However, WNV positive dead birds may be identified through the National Wildlife Disease Surveillance Program of the Canadian Cooperative Wildlife Health Centre (CCWHC).

**Dead Bird⁴ WNV Test Results for the current Report Week and Year-to-Date,
by Province/Territory, Canada, 2006**

Provinces / Territories	Final report for 2006 WNV season	
	No. tests	No. confirmed positive tests
NL	0	0
PE	98	0
NS	131	0
NB	308	0
QC*	0	0
ON	972	256
MB*	1	0
SK*	54	5
AB	86	12
BC	808	0
YT	9	0
NT	9	0
NU	0	0
Canada	2476	273

**Percentage of Dead Birds⁴ Tested Positive for WNV, by Province/Territory,
by Report Week, Canada, 2006**



* These provinces are not conducting dead bird surveillance as part of their own WNV surveillance program in 2006. However, WNV positive dead birds may be identified through the National Wildlife Disease Surveillance Program of the Canadian Cooperative Wildlife Health Centre (CCWHC).