



Santé
Canada

Health
Canada

Programme de la lutte
au tabagisme

Tobacco Control
Programme

Ottawa, Canada K1A 0K9

www.VivezSansFumee.ca

Ventes de cigarettes et de tabac haché fin

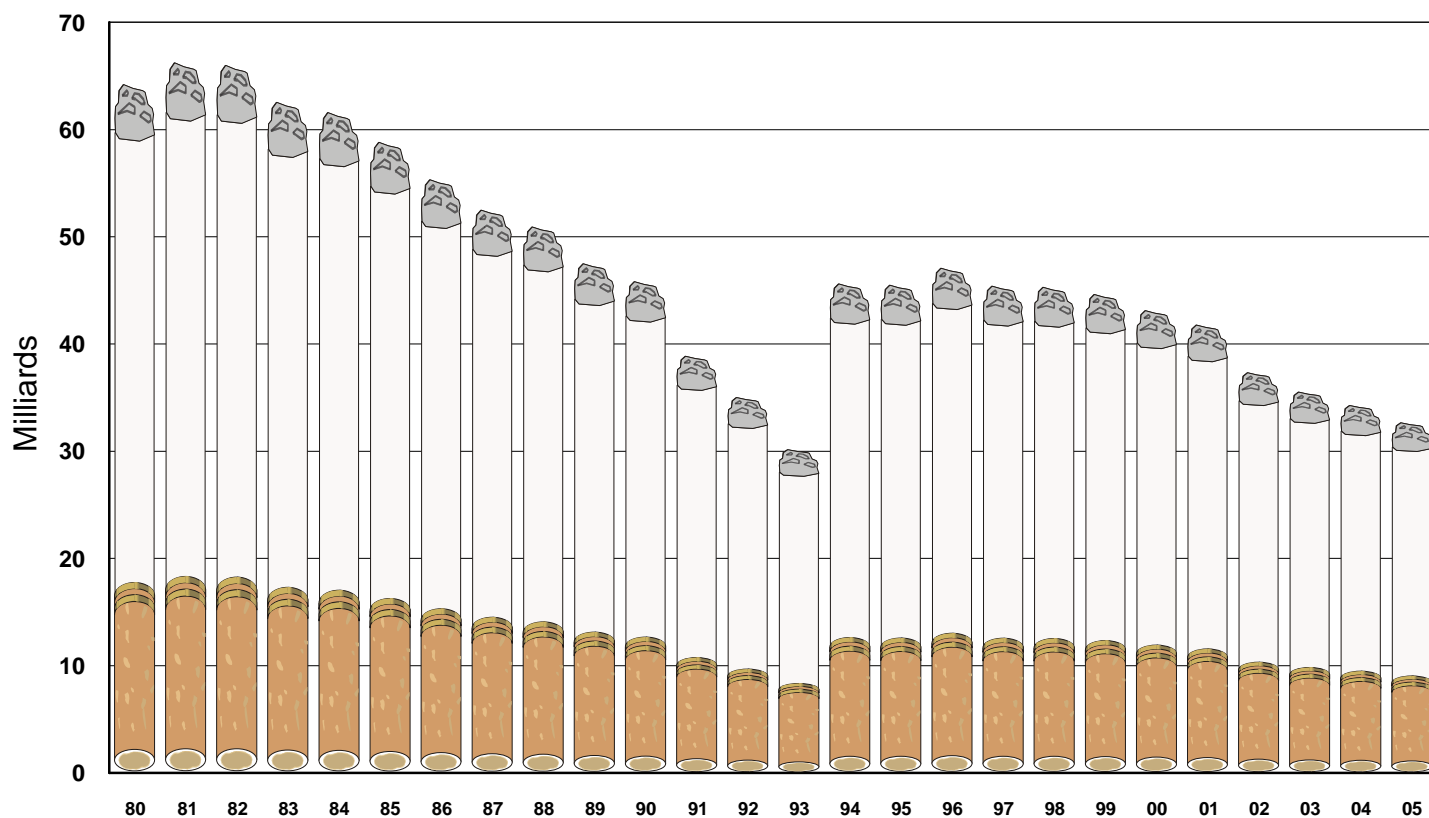
Canada 1980 - 2005

Juin 2006

Canada

VENTES DE CIGARETTES AU CANADA

CANADA 1980 - 2005



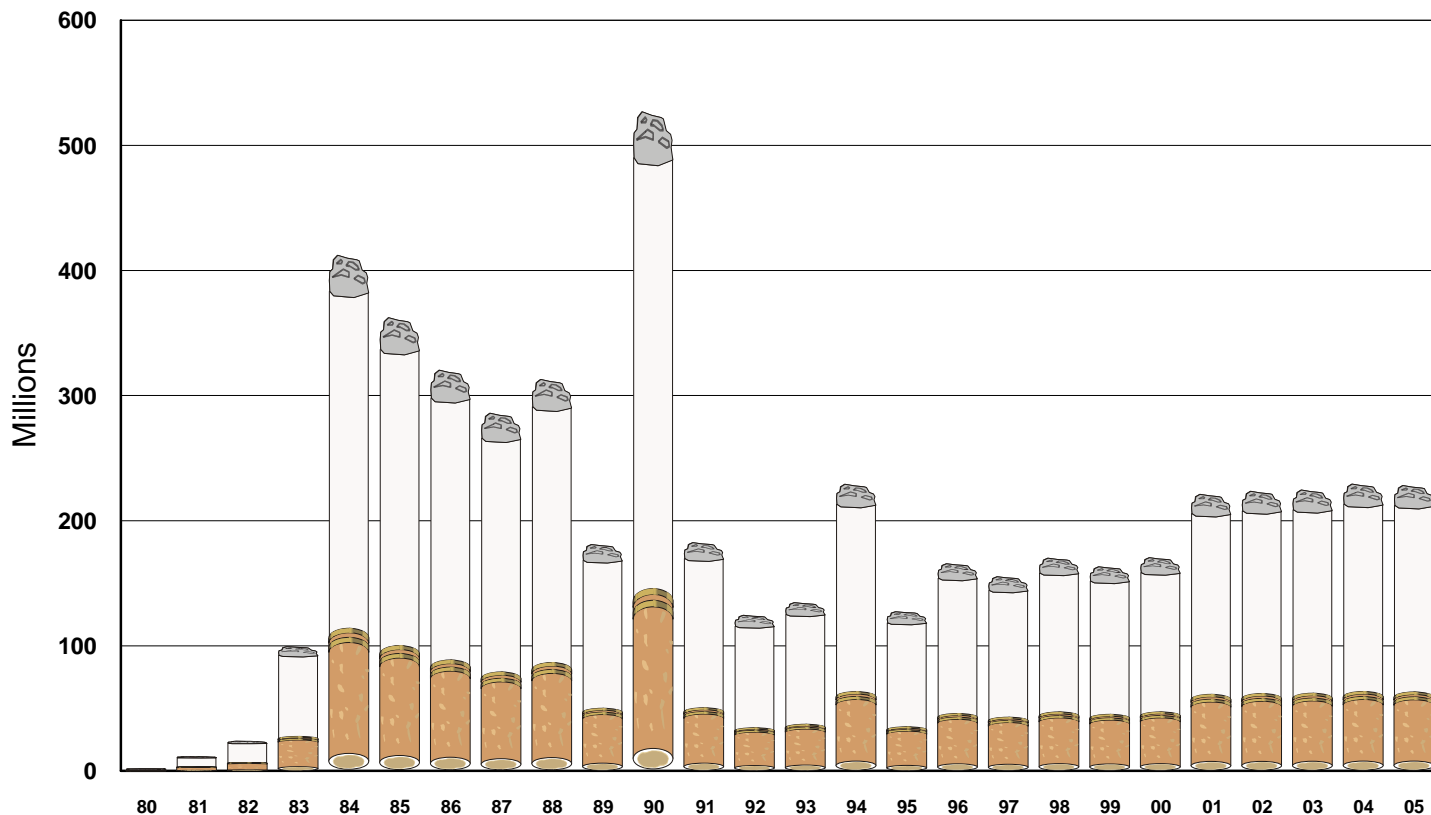
Année Unités de cigarettes

1980	64,341,900,000
1981	66,364,300,000
1982	66,133,700,000
1983	62,685,700,000
1984	61,720,800,000
1985	58,941,450,705
1986	55,441,314,160
1987	52,590,526,390
1988	51,025,412,800
1989	47,583,341,500
1990	45,912,801,080
1991	38,951,712,000
1992	35,075,650,365
1993	30,215,269,580
1994	45,705,044,885
1995	45,582,499,540
1996	47,172,359,350
1997	45,484,820,710
1998	45,386,310,420
1999	44,709,616,600
2000	43,197,545,100
2001	41,865,734,190
2002	37,403,586,720
2003	35,592,977,139
2004	34,349,195,440
2005	32,735,835,103



Programme de la lutte au tabagisme
Bureau de la recherche,
de la surveillance et de l'évaluation
Juin 2006

VENTES DE CIGARETTES IMPORTÉES CANADA 1980 - 2005

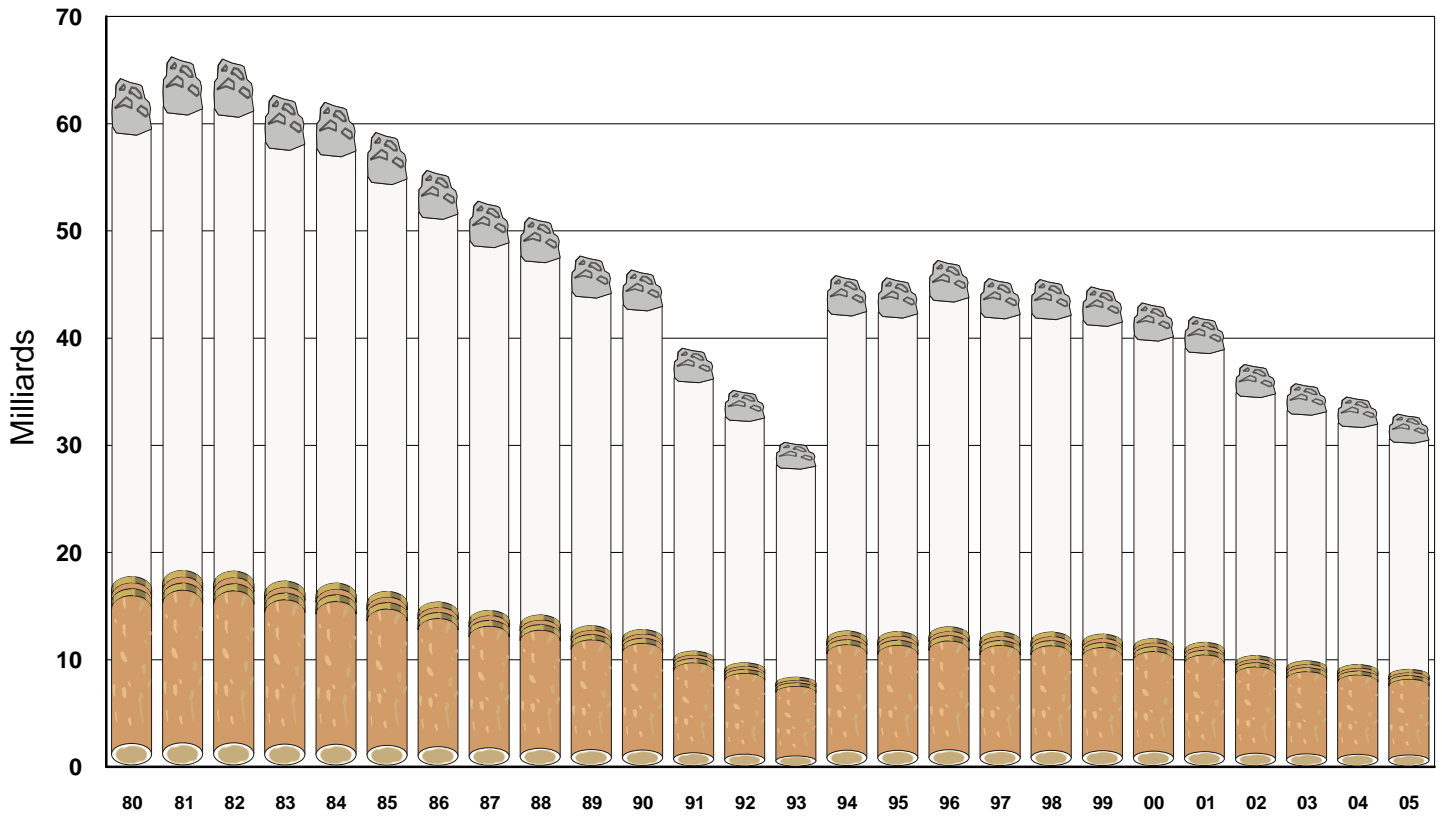


Année Unités de cigarettes

1980	1,400,000
1981	11,300,000
1982	23,700,000
1983	99,403,500
1984	413,114,500
1985	363,010,400
1986	321,007,700
1987	286,505,500
1988	313,505,000
1989	181,300,100
1990	528,000,000
1991	182,800,000
1992	124,500,000
1993	134,600,000
1994	229,700,000
1995	127,500,000
1996	166,000,000
1997	155,500,000
1998	170,326,000
1999	163,349,000
2000	170,649,600
2001	221,595,020
2002	223,904,740
2003	224,955,460
2004	229,723,166
2005	228,616,140



VENTES TOTALES DE CIGARETTES CANADA 1980 - 2005

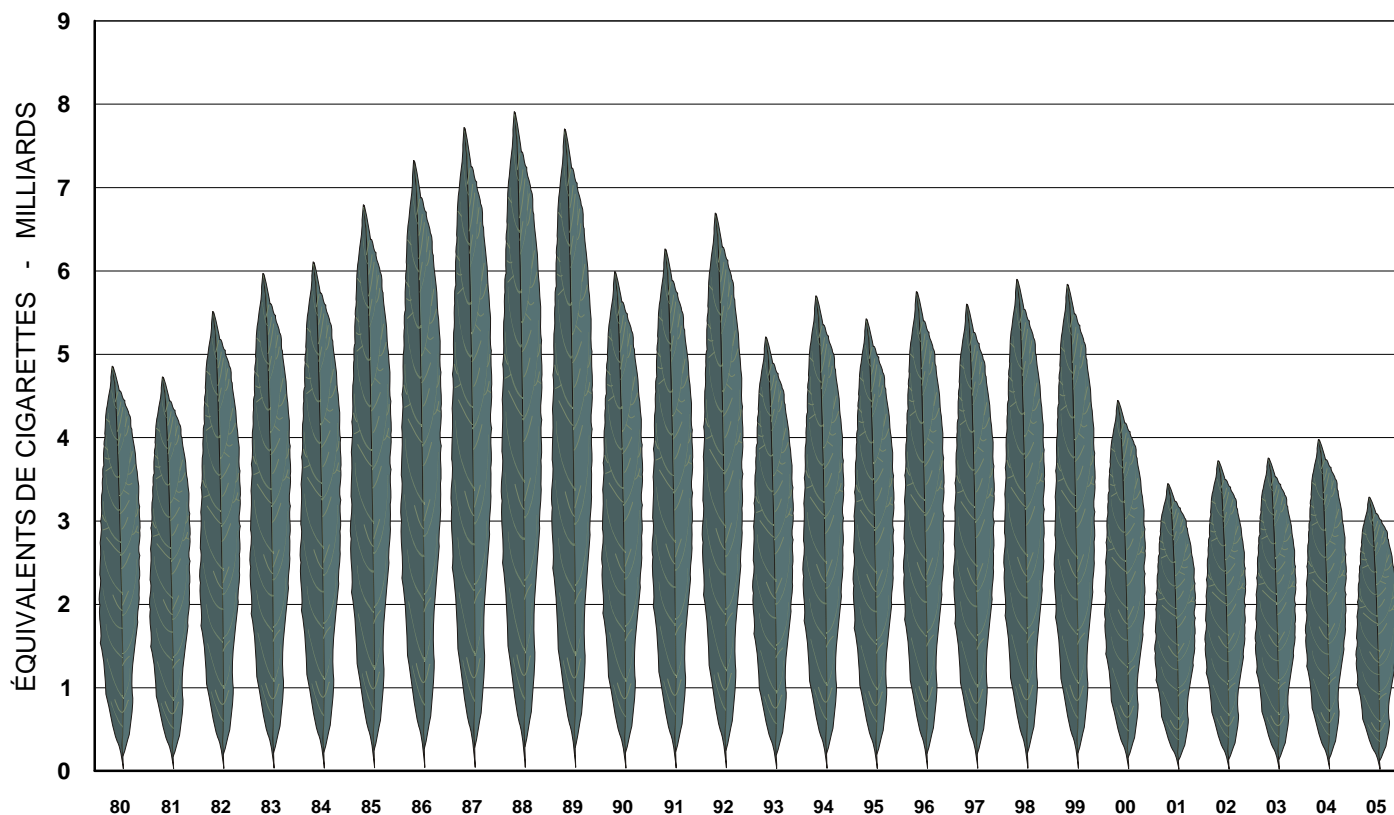


Année	Unités de cigarettes
1980	64,343,300,000
1981	66,375,600,000
1982	66,157,400,000
1983	62,785,103,500
1984	62,133,914,500
1985	59,304,461,105
1986	55,762,321,860
1987	52,877,031,890
1988	51,338,917,800
1989	47,764,641,600
1990	46,440,801,080
1991	39,134,512,000
1992	35,200,150,365
1993	30,349,869,580
1994	45,934,744,885
1995	45,709,999,540
1996	47,338,359,350
1997	45,640,320,710
1998	45,556,636,420
1999	44,872,965,600
2000	43,368,194,700
2001	42,087,329,210
2002	37,627,491,460
2003	35,817,932,599
2004	34,578,918,606
2005	32,964,451,243



LES VENTES DE TABAC HACHÉ FIN AU CANADA

CANADA 1980 - 2005



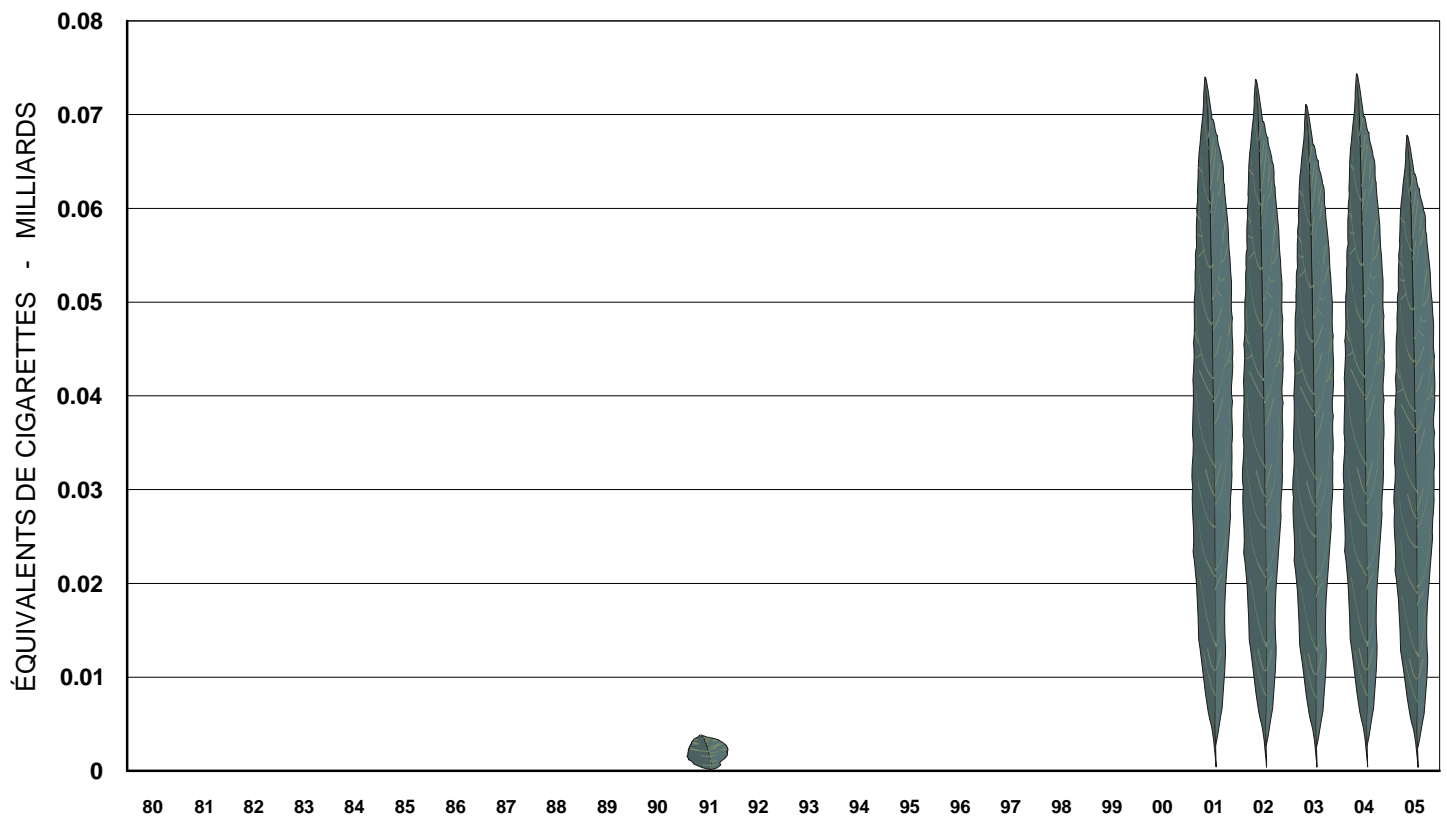
Année Unités de cigarettes équivalents

1980	4,875,300,000
1981	4,745,900,000
1982	5,535,300,000
1983	5,992,200,000
1984	6,131,300,000
1985	6,819,400,000
1986	7,353,000,000
1987	7,751,000,000
1988	7,941,200,000
1989	7,733,726,000
1990	6,015,942,000
1991	6,288,720,000
1992	6,720,852,000
1993	5,227,829,000
1994	5,722,817,000
1995	5,447,541,000
1996	5,773,753,000
1997	5,624,594,000
1998	5,922,213,000
1999	5,862,460,000
2000	4,462,570,000
2001	3,459,970,000
2002	3,737,111,000
2003	3,770,810,000
2004	3,993,268,000
2005	3,298,573,000



Programme de la lutte au tabagisme
Bureau de la recherche,
de la surveillance et de l'évaluation
Juin 2006

LES VENTES DE TABAC HACHÉ FIN IMPORTÉ CANADA 1980 - 2005



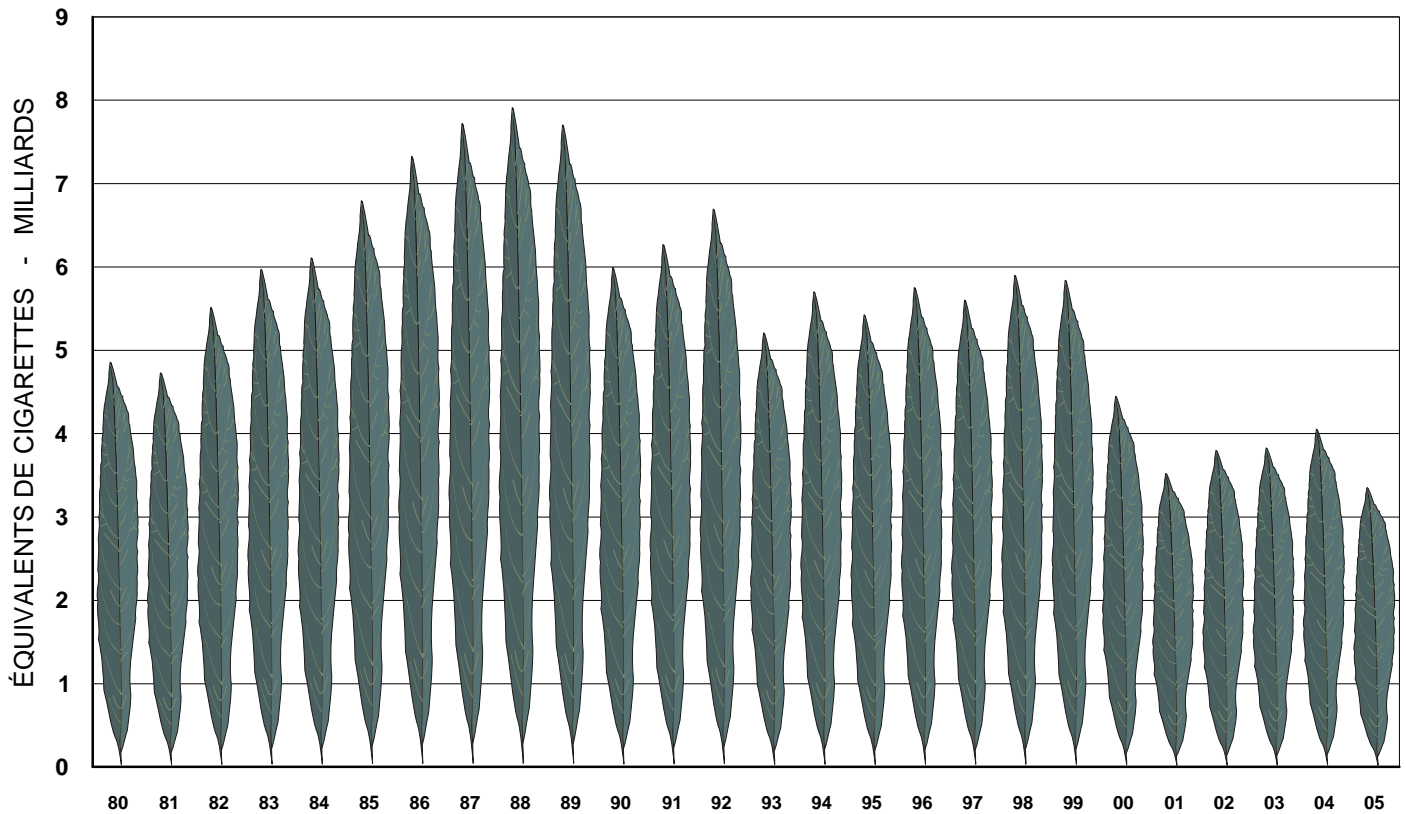
Année Unités de cigarettes
équivalents

1980	0
1981	0
1982	0
1983	0
1984	0
1985	0
1986	0
1987*	
1988*	
1989	0
1990	0
1991	3,843,000
1992	0
1993	0
1994	0
1995	0
1996	0
1997	0
1998	0
1999	0
2000	0
2001	74,284,000
2002	74,050,000
2003	71,370,000
2004	74,643,000
2005	68,056,000



Programme de la lutte au tabagisme
Bureau de la recherche,
de la surveillance et de l'évaluation
Juin 2006

LES VENTES TOTALES DE TABAC HACHÉ FIN CANADA 1980 - 2005



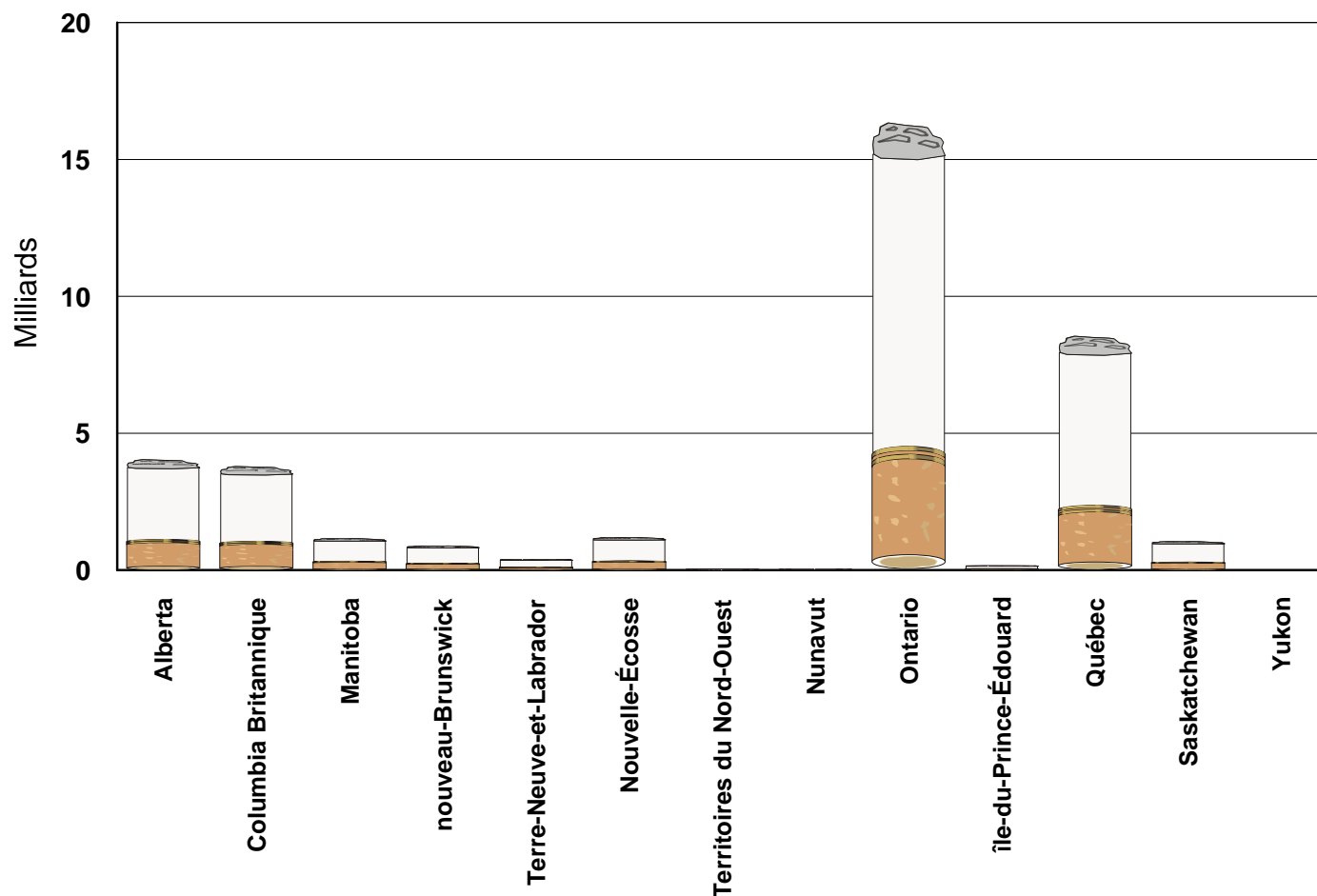
Année Unités de cigarettes
équivalents

1980	4,875,300,000
1981	4,745,900,000
1982	5,535,300,000
1983	5,992,200,000
1984	6,131,300,000
1985	6,819,400,000
1986	7,353,000,000
1987	7,751,000,000
1988	7,941,200,000
1989	7,733,726,000
1990	6,015,942,000
1991	6,292,563,000
1992	6,720,852,000
1993	5,227,829,000
1994	5,722,817,000
1995	5,447,541,000
1996	5,773,753,000
1997	5,624,594,000
1998	5,922,213,000
1999	5,862,460,000
2000	4,462,570,000
2001	3,534,254,000
2002	3,811,161,000
2003	3,842,180,000
2004	4,067,912,000
2005	3,366,638,000



Programme de la lutte au tabagisme
Bureau de la recherche,
de la surveillance et de l'évaluation
Juin 2006

VENTES TOTALES DE CIGARETTES CANADA 2005



Alberta	4,296,367,095
Colombia Britannique	3,553,558,240
Manitoba	1,114,088,450
Nouveau- Brunswick	708,037,055
Terere-Neuve-et-Labrador	449,617,245
Nouvelle-Écosse	1,012,661,995
Territoires du Nord-Ouest	9,642,000
Nunavut	11,555,000
Ontario	13,233,185,415
île-du-Prince-Édouard	138,550,595
Québec	7,211,570,008
Saskatchewan	997,001,005
Yukon	1,000

