

Purchase  
Information

Information  
pour  
acheter

Titles  
Titres

←  
Article

→  
Article



**Geological Survey  
of Canada**

**CURRENT RESEARCH  
2001-F4**

***$^{40}\text{Ar}$ - $^{39}\text{Ar}$  geochronological investigations in the central  
Hearne domain, western Churchill Province, Nunavut:  
a progress report***

***H.A. Sandeman***



Natural Resources  
Canada

Ressources naturelles  
Canada

Canada

# CURRENT RESEARCH RECHERCHES EN COURS 2001

Purchase  
Information

Information  
pour  
acheter

Titles  
Titres

←  
Article

→  
Article



©Her Majesty the Queen in Right of Canada, 2001  
Catalogue No. M44-2001/F4E-IN  
ISBN 0-662-30759-3

Available in Canada from the  
Geological Survey of Canada Bookstore website at:  
<http://www.nrcan.gc.ca/gsc/bookstore> (Toll-free: 1-888-252-4301)

A copy of this publication is also available for reference by depository  
libraries across Canada through access to the Depository Services Program's  
website at <http://dsp-psd.pwgsc.gc.ca>

Price subject to change without notice

**All requests for permission to reproduce this work, in whole or in part, for purposes of commercial use, resale, or redistribution shall be addressed to: Earth Sciences Sector Information Division, Room 200, 601 Booth Street, Ottawa, Ontario K1A 0E8.**



## **$^{40}\text{Ar}$ - $^{39}\text{Ar}$ geochronological investigations in the central Hearne domain, western Churchill Province, Nunavut: a progress report<sup>1</sup>**

**H.A. Sandeman**

Canada–Nunavut Geoscience Office

Sandeman, H.A., 2001:  $^{40}\text{Ar}$ - $^{39}\text{Ar}$  geochronological investigations in the central Hearne domain, western Churchill Province, Nunavut: a progress report; Radiogenic Age and Isotopic Studies: Report 14; Geological Survey of Canada, Current Research 2001-F4, 23 p.

<sup>1</sup> Contribution to the Western Churchill NATMAP Project

### **Abstract**

The western Churchill Province of the northwest Canadian Shield was originally defined on the basis of widespread, Proterozoic K-Ar ages, but early mapping in conjunction with sparse, old K-Ar ages indicated that it contained preserved remnants of Archean supracrustal and granitoid rocks. A reconnaissance  $^{40}\text{Ar}$ - $^{39}\text{Ar}$  thermochronological investigation of a segment of crust lying along a north-northwest-trending transect from Kaminak Lake (central Hearne domain) in the south to Yathkyed Lake (northern Hearne domain) in the northwest, indicates that the Archean supracrustal belts preserve primary Archean igneous and metamorphic cooling ages for hornblende, but biotite ages were reset in the Proterozoic. The domain lying between the two supracrustal belts yielded Proterozoic ages for all dated minerals. The resetting of the  $^{40}\text{Ar}$ - $^{39}\text{Ar}$  systematics is attributed to



*large-scale thermal overprinting during Hudsonian deformation and magmatism at ca. 1830–1810 Ma and subsequent slow cooling. Local evidence for ca. 1750 Ma resetting of mica ages exists, but no unequivocal evidence for a ca. 1900 Ma tectonothermal event can be discerned in the  $^{40}\text{Ar}$ - $^{39}\text{Ar}$  thermochronological data.*

## Résumé

*La Province de Churchill occidentale, dans la partie nord-ouest du Bouclier canadien, a été à l'origine définie par la présence répandue d'unités livrant des âges K-Ar du Protérozoïque. Cependant, les travaux initiaux de cartographie géologique et l'identification ici et là d'unités affichant des âges K-Ar plus anciens indiquaient que cette partie de la province de Churchill renferme des vestiges de roches supracrustales et de granitoïdes de l'Archéen dont la signature a été conservée. Une étude thermochronologique de reconnaissance à l'aide du couple  $^{40}\text{Ar}$ - $^{39}\text{Ar}$  a été menée le long d'un transect s'étendant de la ceinture de roches supracrustales de Kaminak Lake (partie centrale du domaine de Hearne) en direction du nord-nord-ouest jusqu'à la ceinture de roches supracrustales de Yathkyed Lake (partie méridionale du domaine de Hearne). Dans les bandes de roches supracrustales de l'Archéen, les résultats indiquent que la hornblende a su conservé ses âges originels de cristallisation magmatique et de refroidissement métamorphique de l'Archéen, mais que dans la biotite les horloges isotopiques ont été remises à zéro au Protérozoïque. Dans le domaine compris entre les deux ceintures de roche supracrustales, par ailleurs, tous les minéraux datés ont livré des âges situés dans le Protérozoïque. La remise à zéro du système  $^{40}\text{Ar}$ - $^{39}\text{Ar}$  est attribuée à une surimpression thermique à grande échelle s'étant produite au cours de la déformation et du magmatisme hudsoniens, à environ 1 830-1 810 Ma, épisode qui a été suivi par un refroidissement lent. Par endroits, on a constaté une remise à zéro des horloges isotopiques du mica à environ 1 750 Ma, mais aucun indice non équivoque d'un événement tectonothermique à 1 900 Ma n'a pu être mis en évidence dans les données thermochronologiques du système  $^{40}\text{Ar}$ - $^{39}\text{Ar}$ .*



## INTRODUCTION

The Churchill Province of the Canadian Shield was originally defined on the basis of widespread, predominantly Proterozoic (Hudsonian) K-Ar ages (Stockwell, 1961), but early mapping in conjunction with sparse, old K-Ar ages indicated that it contained preserved remnants of Archean supracrustal and granitoid rocks (Burwash et al., 1962; Wright, 1967; Wanless and Eade, 1975). The western Churchill Province, that part of the Churchill Province exposed north and west of Hudson Bay (**Fig. 1**), was subdivided by Hoffman (1988) into Rae and Hearne provinces. Extensive field and supporting laboratory studies have led to further subdivision of the Hearne Province (now termed Hearne domain) into two subdomains, the northern and central Hearne domains. These are characterized by apparently distinct, late Neoproterozoic and Paleoproterozoic orogenic events (Hanmer and Relf, 2000).

Recent geochronological investigations in the western Churchill Province (Hanmer et al., 1994; Berman et al., 2000; Davis et al., 2000; MacLachlan et al., 2000) have shown that the thermal history of the Churchill Craton has been complex, locally punctuated by at least seven distinct, regional tectonometamorphic intervals, including discrete accretionary/magmatic events as well as other cryptic events that have been recognized only on the basis of detailed Sensitive High Resolution Ion Microprobe (SHRIMP) U-Pb and thermobarometric studies (Berman et al., *op. cit.*). These include 1) ca. 2690 Ma deformation in the northern Hearne domain (Hanmer et al., 1999; Tella et al., 2000); 2) ca. 2685 Ma greenschist-grade metamorphism and deformation in the central Hearne domain (Davis et al., 2000); 3) ca. 2600 Ma granitoid plutonism across the northern Hearne and Rae domains (Davis et al., 2000); 4) ca. 2500–2550 Ma metamorphism and deformation in the northern Hearne domain (Davis et al., 2000; MacLachlan et al., 2000); 5) ca. 1900 Ma metamorphism and deformation in the northern Hearne domain



(Berman et al., 2000); 6) ca. 1830 Ma magmatism and deformation in the northern Hearne and Rae domains (Peterson and van Breemen, 1999; Tella et al., 2000) and; 7) ca. 1755 Ma plutonism in the western Hearne and eastern Rae domains (Peterson and van Breemen, 1999).

This study, initiated as part of the Western Churchill NATMAP Project, was designed to examine the field, petrographic, and  $^{40}\text{Ar}$ - $^{39}\text{Ar}$  thermochronological behaviour of potassium-bearing mineral phases in selected rock units exposed within a crustal segment from the Kaminak belt of the central Hearne domain to the Yathkyed belt of the northern Hearne domain. Herein, twenty  $^{40}\text{Ar}$ - $^{39}\text{Ar}$  laser step-heating age dates are reported for rocks from the region and these data are used to examine the regional cooling and tectonometamorphic history of the Hearne domain, western Churchill Province.

## GEOLOGICAL SETTING

The study area, lying between Yathkyed Lake in the northwest and Kaminak Lake in the southeast, is situated in the northeastern part of what was formerly termed the Ennadai–Rankin greenstone belt (**Fig. 1**) of the Churchill Province (Wright, 1967), an areally extensive series of rocks that include the Kaminak, Yathkyed, MacQuoid and Rankin supracrustal belts. The main lithological units in the study area (**Fig. 2**) comprise greenschist-grade Archean supracrustal and granitoid rocks of the Kaminak Group in the Kaminak belt (Davidson, 1970) and the Henik Group of the Yathkyed belt (Eade, 1986). Archean rocks mainly comprise mafic to felsic volcanic rocks, although locally, and on a regional scale, occurrences of banded iron-formation, siliciclastic sedimentary rocks, and voluminous debris flows associated with felsic volcanic centres are common (Hanmer et al., 1998). Intruding the Archean supracrustal units are a wide range of Neoproterozoic plutonic rocks, ranging in composition from gabbro to syenogranite.



The Kaminak Group is intruded by a suite of ca. 2450 Ma (Heaman, 1994), northeast-trending diabase dykes (Kaminak dykes; Christie et al., 1975), whereas in the Yathkyed belt, Kaminak dykes are apparently absent, but the Archean stratigraphy is crosscut by east-west-trending diabase dykes of the Tulemalu swarm (Eade, 1986). The Archean rocks of both the Kaminak and Yathkyed belts are overlain by the Proterozoic Hurwitz Group (Davidson, 1970), the erosional remnants of an extensive, relatively shallow, Paleoproterozoic intracratonic basin now preserved as a series of outliers across the Hearne domain (Aspler and Chiarenzelli, 1996, 1997). A maximum age of 2450 Ma for the Hurwitz Group is implied by U-Pb dating of baddeleyite in the Kaminak dykes (Heaman, 1994), whereas a  $2111 \pm 1$  Ma U-Pb baddeleyite age from gabbroic sills in the contained Ameto Formation provides a minimum age of deposition of the lower part of the Group (Heaman and LeCheminant, 1993). Deformation of the Hurwitz Group occurred subsequent to the intrusion of the  $2111 \pm 1$  Ma gabbro sills, but prior to the intrusion of the ca. 1830 Ma lamprophyre dykes associated with the ultrapotassic lavas of the Baker Lake Basin (Tella et al., 1985; Roddick and Miller, 1994; MacRae et al. 1995).

Lying between the Kaminak and Yathkyed belts *proper* are a series of generally flat-lying, amphibolite-facies metasedimentary and metavolcanic rocks assumed to be correlative with the Kaminak and/or Henik Groups that are therefore interpreted to be Archean. These rocks are widely intruded by both schlieren-rich tonalite to monzogranite and by clean, variably foliated, biotite+magnetite±fluorite monzogranite. At least three examples of the latter are known to be Paleoproterozoic (W.J. Davis, pers. comm., 2000; K. MacLachlan, pers. comm., 2000; T.D. Peterson, pers. comm., 2000).



## FIELD AND PETROGRAPHIC OBSERVATIONS

The samples under investigation were collected from outcrops located in **Figure 2**. Brief descriptions of the samples and their UTM co-ordinates are presented in **Table 1**. The samples include a wide range of rock types including tonalitic and monzonitic intrusive units from the Kaminak belt; metasedimentary and granitoid units from north and northwest of the Kaminak belt, including probable Archean supracrustal rocks and Proterozoic granitoids; and amphibolitic metavolcanic units from the Yathkyed belt.

Geological mapping (Davidson, 1970; Eade, 1986; Aspler and Chiarenzelli, 1996; Relf et al., 1998; Hanmer et al., 1998), in conjunction with U-Pb geochronological investigations (Wanless and Eade, 1975; Mortensen and Thorpe, 1987; Davis et al., 2000; MacLachlan et al., 2000), has roughly outlined the extent of Archean crust in both the Yathkyed and Kaminak belts and has shown that the rocks between these two belts contain a high proportion of variably foliated granite, which, on the basis of field relationships, textures, and local U-Pb ages, are inferred to be predominantly Paleoproterozoic. Moreover, recent U-Pb dating of zircon grains (MacLachlan, pers. comm., 2000) has shown that the oldest rock type in the intervening domain contains a high proportion of metamorphic zircons that yielded ca. 1830 Ma thermal ionization mass spectrometry (TIMS) U-Pb ages.

Specimen PHA-97-H521 represents massive green biotite occurring in veins throughout the host rock. These veins parallel the nearby, para-autochthonous contact with the Paleoproterozoic Hurwitz Group (Fig. 2), and are interpreted to have been emplaced during a hydrothermal event accompanying deformation along this contact.





## <sup>40</sup>AR-<sup>39</sup>AR THERMOCHRONOLOGY

### *Analytical Methods*

All minerals were separated, processed, irradiated and analyzed following the methods outlined in Villeneuve et al. (2000), except for the use of PP-20 hornblende (identical to Hb3gr: apparent age 1072 Ma; Roddick, 1983) that was interspersed along the length of the cannister to arrive at an interpolated J-value for each sample. The two canisters (RAD-28 and RAD-33: GSC Ar geochronological database) were irradiated for approximately 80 hrs in position 5C of McMaster Reactor and these were allowed to cool for 2 months. All data are presented in **Figures 3** through **5**, and numerical data is listed in **Table 2**. All ages are quoted at the  $2\sigma$  confidence level and include the error in the J-value. Each sample was irradiated within the same 3 mm x 2 mm packet, but was split into multiple aliquots for replicate analysis. These aliquots are marked by alternately shaded portions of the gas release spectra in Figures 3 to **6**, with the width of each shaded portion representing the relative volume of <sup>39</sup>Ar released for a single aliquot. The width of the shaded band therefore approximates the relative radiogenic argon volume of each analyzed sample.

Hornblende analyses proved somewhat problematic because of changes made to the laser sampling system during the course of the analytical schedule, and because the specimens were under-irradiated for the absolute age of the samples. Hornblende, which releases gas over a narrow temperature window, yielded an erratic and commonly catastrophic release of radiogenic argon within a few incremental increases in laser power. Hence, splitting of gas aliquots was typically difficult. This, coupled with low volumes of <sup>39</sup>Ar<sub>K</sub> (<sup>39</sup>Ar generated from <sup>39</sup>K during irradiation) due to irradiation, resulted in larger than typical



analytical errors for some specimens. Nevertheless, meaningful data were generated. Even release of gas from mica was much easier to obtain due to the broader temperature window through which the phyllosilicates release their radiogenic argon.

Herein, we report total-gas, integrated ages (equivalent to a K-Ar age: IA), plateau or pseudo-plateau ages (PA), and inverse isotope-correlation ages (CA). Plateaus, traditionally described as three contiguous steps overlapping in error and comprising greater than or equal to 50% of the  $^{39}\text{Ar}$  released, were commonly not obtained during this investigation owing to the problems of attaining consistent volume release of gas from all of the minerals. Thus, many of the hornblende plateau ages in particular, as well as those for some of the micas, are referred to as 'pseudo-plateau' ages and represent only best approximations of the 'actual age' of the mineral. The gas steps used in the calculation of the plateaus or pseudo-plateau ages, as well as the inverse isotope-correlation ages, are denoted by asterisks in **Table 2** and are filled black boxes in **Figures 3** through **6**. Below, the approximate Ar closure temperatures (McDougall and Harrison, 1988; Reynolds, 1992) for hornblende (500°C), muscovite (350°C), and biotite (300°C) are used to assist in the interpretation of the cooling history of the region.



## Step-heating results

### Rocks from the Kaminak and Yathkyed belts (known or inferred Archean ages)

#### PHA-97-H506

Two aliquots of hornblende from this tonalite pluton yielded a reasonably simple compound spectrum (**Fig. 3A**) with a total-gas, integrated age of  $2669 \pm 15$  Ma. The plateau age of  $2652 \pm 15$  Ma, representing 91% of the total  $^{39}\text{Ar}$  released, overlaps, within error, the integrated age. The corresponding inverse-correlation age ( $^{36}\text{Ar}/^{40}\text{Ar}$  versus  $^{39}\text{Ar}/^{40}\text{Ar}$ ) of  $2654 \pm 14$  Ma (Mean square of the weighted deviates (MSWD) = 7.5) overlaps, within error, the plateau age, thereby indicating that an age of  $2652 \pm 15$  Ma may be interpreted as a robust cooling age through approximately  $500^\circ\text{C}$  for this specimen.

#### PHA-97-H161

Two aliquots of hornblende from this tonalite pluton yielded only moderately reproducible gas-release patterns (**Fig. 3B**). The second aliquot, however, gave an internally consistent gas-release spectrum. The combined total-gas, integrated age of  $2681 \pm 14$  Ma is almost identical to the known crystallization age of the rock (**Table 1**), and suggests the presence of minor excess argon as shown in the initial steps of both aliquots (Fig. 3B). Excess argon is also readily observed in the inverse-isochron plot. Nevertheless, four large gas steps from aliquot 2, all overlapping in error, representing 78% of the  $^{39}\text{Ar}$  released



from that aliquot, yield a plateau age of  $2623 \pm 15$  Ma. The corresponding correlation age of  $2622 \pm 14$  Ma (MSWD = 0.6) is in agreement (within error), indicating that the plateau age is a robust estimate of the cooling age of the rock.

### *PHA-97-H418*

Two aliquots of hornblende from this monzonite intrusion yielded a complex, irregular spectrum (**Fig. 3C**) having an integrated, total-gas age of  $2743 \pm 15$  Ma and a broad scatter about an average age (pseudo-plateau) of  $2660 \pm 15$  Ma for the mid- to high-temperature steps (representing 66% of the total  $^{39}\text{Ar}$  released). The correlation plot for this specimen yields no geologically sensible age. Because this hornblende age overlaps (within error) with that determined for PHA-97-H506 (see above), it is interpreted as a maximum age for the specimen.

Two aliquots of biotite yielded spectra having comparable shapes with high-power steps indicating the presence of alteration phases in the mineral (**Fig. 4A**). Furthermore, the plateau age for each aliquot is distinct by ca. 30 Ma. The plateau age of  $1914 \pm 12$  Ma for aliquot 1, representing 38% of the total  $^{39}\text{Ar}$  released, is 29 Ma younger than the corresponding plateau age for aliquot 2 of  $1943 \pm 13$  Ma (representing 35% of the  $^{39}\text{Ar}$  released). These do not overlap within error, but the minimum cooling age for this biotite is interpreted to be Proterozoic, between ca. 1914 and 1943 Ma.



### CS-96-1302.

Two aliquots of hornblende from this fine-grained amphibolite from the Yathkyed belt gave an old, total-gas, integrated age of  $2901 \pm 16$  Ma, significantly older than crystallization ages for igneous rocks from the region (Eade, 1986; Loveridge et al., 1988; MacLachlan et al., 2000). The two aliquots yielded comparable spectra (**Fig. 3D**) characterized by small saddles near the high-power end of the patterns. The saddles are interpreted as representing the 'true' cooling age, whereas the remainder of the steps represent gas contaminated by excess argon. The plateau steps, representing 12% of the total  $^{39}\text{Ar}$  released, yield an age of  $2670 \pm 16$  Ma. The inverse isotope-correlation age for all of the gas steps yields an age of  $2630 \pm 78$  Ma (MSWD = 73.5). Because the specimen contains a large amount of excess argon, and the plateau and correlation ages do not overlap within error, we interpret the correlation age as a best estimate of the cooling age of the hornblende.

### YD97-7116a

Two aliquots of hornblende from this specimen of amphibolitic metavolcanic rock gave an integrated, total-gas age of  $2662 \pm 15$  Ma. Gas from this specimen was released over a very narrow power interval (for both aliquots: **Fig. 3E**) but yielded five roughly concordant steps (especially on the bulk of the gas released in aliquots 1 and 2), representing 80% of the  $^{39}\text{Ar}$  released, and a pseudo-plateau age of  $2513 \pm 14$  Ma. The corresponding argon-correlation age of  $2485 \pm 14$  Ma (MSWD = 72.2) is similar, implying that the plateau age represents a reasonable estimate of the cooling age of the hornblende.



### YD97-9059

Three aliquots of hornblende from this specimen of amphibolite-facies metavolcanic rock from the Yathkyed belt yielded irregular gas-release patterns and a total-gas, integrated age of  $2493 \pm 14$  Ma. Three steps, one from each aliquot, represent the bulk of the gas release and give similar ages (**Fig. 3F**). These yield a plateau age of  $2460 \pm 14$  Ma (representing 78% of the  $^{39}\text{Ar}$  released). The inverse isotope-correlation age of  $2459 \pm 14$  Ma (MSWD = 0.7) for this specimen is essentially identical, suggesting that this represents a robust metamorphic cooling age of the hornblende.

Two aliquots of biotite yielded roughly comparable age spectra (**Fig. 4B**), exhibiting gradual increases in apparent age with laser power, and giving a total-gas, integrated age of  $1768 \pm 11$  Ma. The high-power steps of both aliquots, excluding the final step of aliquot 1, yielded a pseudo-plateau age of  $1785 \pm 11$  Ma, representing 63% of the gas released. Given the continually climbing ages with increasing laser power, this plateau age should be considered as a minimum and likely implies that the biotite has undergone a secondary thermal event that has partially reset the  $^{40}\text{Ar}$ - $^{39}\text{Ar}$  systematics. The corresponding argon isotope-correlation age of  $1785 \pm 11$  Ma (MSWD = 9.8) is identical, and is interpreted as the metamorphic cooling age of the biotite when it last cooled through approximately  $300^\circ\text{C}$ .

### PHA-97-H524A

Two aliquots of biotite from this tonalite pluton from the Kaminak belt yielded comparable, saddle-shaped, convex-upwards release patterns (**Fig. 4C**) and a total-gas integrated age of  $1980 \pm 12$  Ma. Saddle-shaped spectra are commonly attributed to the release of  $^{39}\text{Ar}$  that underwent recoil



during irradiation (McDougall and Harrison, 1988). Therefore the age maxima for the saddles may be an overestimation of the cooling age of the biotite, but nevertheless suggests a maximum, ca. 2000 to 2100 Ma cooling age for this biotite.

### *PHA-97-H521*

Two aliquots of vein biotite from this specimen of tonalite yielded generally concordant age spectra with the exception of one step (**Fig. 4D**). The resultant plateau age of  $1722 \pm 11$  Ma, representing 92.6% of the  $^{39}\text{Ar}$  released, is interpreted as the age of tectonic hydrothermal activity that resulted in the emplacement of the vein network. The corresponding inverse-correlation age is  $1721 \pm 11$  Ma (MSWD = 4.1).

## Rocks exposed in the transect between the supracrustal belts (Proterozoic or Archean)

### *PHA-97-H487*

Two aliquots of hornblende from this psammitic gneiss gave irregular argon release patterns (**Fig. 5A**) wherein the majority of the radiogenic argon was released in two large steps. Both aliquots gave spectra characterized by young apparent ages in both low and high laser-power steps, but roughly concordant, large gas steps at intermediate laser power. The analyses did not yield a sensible plateau, *sensu stricto*, but gave a total-gas integrated age of  $1797 \pm 12$  Ma. The two large steps gave overlapping (within error) ages, the integrated age for these two steps being  $1795 \pm 12$  Ma, representing 86% of the  $^{39}\text{Ar}$  released. This is interpreted as a reasonable estimate of the cooling age of the hornblende.



Two aliquots of biotite from this sample yielded generally concordant spectra wherein young ages were recorded in the low- and higher-power gas steps (**Fig. 5B**). The analysis yielded a total-gas integrated age of  $1720 \pm 11$  Ma and a plateau age of  $1725 \pm 11$  Ma (represented by 87% of the  $^{39}\text{Ar}$  released). This sample yielded an isotope-correlation age of  $1722 \pm 11$  Ma (MSWD=6.0), similar to the plateau age.

### *PHA-97-N48*

Two aliquots of biotite gave similar, convex-down argon-release patterns (**Fig. 5C**) typically associated with  $^{39}\text{Ar}$  recoil. The major difference between the two was the volume of  $^{39}\text{Ar}$  released: the second aliquot yielded four times that of aliquot one and moreover, yielded a good plateau. The first aliquot clearly comprised a significantly altered biotite, whereas the second yielded a gas-release spectrum characteristic of a relatively fresh mica. We therefore only used aliquot 2 in our age calculations. The resultant total-gas, integrated age of aliquot 2 is  $1732 \pm 12$  Ma, which is slightly younger than the plateau age of  $1743 \pm 12$  Ma (78% of the total  $^{39}\text{Ar}$  released) and identical to the inverse correlation age of  $1742 \pm 12$  Ma (MSWD = 2.6).

Two aliquots of muscovite from this sample yielded roughly concordant spectra (**Fig. 5D**) having a combined integrated and plateau age of  $1736 \pm 11$  Ma. The corresponding isotope-correlation age is  $1737 \pm 11$  Ma (MSWD = 4.0). This is interpreted as the time of closure of the muscovite lattice to argon diffusion ( $T = 350^\circ\text{C}$ ), presumably during a Paleoproterozoic tectonothermal event.





### PHA-97-J249

Two aliquots of biotite from this specimen of semipelitic schist yielded roughly concordant spectra, although the second aliquot yielded a larger volume of gas and a better defined plateau (*sensu stricto*). We therefore use only the second aliquot in our calculations. The sample gave a total-gas, integrated age of  $1711 \pm 11$  Ma (**Fig. 5E**). Eleven of 16 steps form a rough plateau yielding an age of  $1718 \pm 11$  Ma and representing 94% of the total  $^{39}\text{Ar}$  released. The corresponding inverse isotope-correlation age of  $1719 \pm 11$  Ma (MSWD = 0.3) is identical, within error, implying that the mineral's argon systematics have remained closed to the addition or removal of argon since recrystallization.

### PHA-97-H348

One aliquot of biotite from this specimen of well linedated tonalite yielded a spectrum characterized by progressively older steps with laser power (**Fig. 5F**). The total-gas integrated age of  $1707 \pm 11$  Ma is essentially identical to the plateau age (91% of the  $^{39}\text{Ar}$  released) of  $1718 \pm 11$  Ma. This is also identical (within error) to the isotope-correlation age yielded by the same gas steps of  $1722 \pm 11$  Ma (MSWD = 2.8).

### PHA-97-H479

Two aliquots of hornblende from this schlieren-laden monzogranite gave very irregular argon-release patterns (**Fig. 6A**). Both aliquots exhibited saddle-shaped spectra having gas steps with large individual errors, and declining to ca. 1745 Ma minima in their high-power gas steps. The analyses did not yield a sensible plateau, but gave a total-gas integrated age of  $1772 \pm 12$  Ma. Because the majority of the



steps gave ages between 1780 and 1740 Ma, the integrated age for all steps in this interval, i.e. a pseudo-plateau, yielded an age of  $1754 \pm 12$  Ma (59% of the  $^{39}\text{Ar}$  released). A corresponding isotope-correlation age is  $1748 \pm 11$  (MSWD=5.9), overlapping, within error, the plateau age. The plateau age is therefore interpreted as a reasonable estimate of the cooling age of the hornblende.

Two aliquots of biotite from this specimen gave generally concordant spectra wherein young ages were recorded in the first gas steps but the remainder formed a rough plateau (**Fig. 6B**). The analysis yielded a total-gas integrated age of  $1721 \pm 11$  Ma and a plateau age of  $1727 \pm 11$  Ma (represented by 90% of the  $^{39}\text{Ar}$  released). This corresponds well with the correlation age of  $1727 \pm 11$  Ma (MSWD=10.0).

### *PHA-97-H319*

Two aliquots of biotite from this clean, unfoliated Paleoproterozoic monzogranite (**Table 1**) gave generally concordant spectra wherein young ages were recorded in the first gas steps, but the remainder formed a rough plateau (**Fig. 6C**). The analyses yielded a total-gas integrated age of  $1728 \pm 11$  Ma and a plateau age of  $1739 \pm 11$  Ma (represented by 72% of the  $^{39}\text{Ar}$  released). The correlation age is identical, yielding an age of  $1738 \pm 11$  Ma (MSWD=3.1).



### *PHA-97-N50a*

Two aliquots of biotite from this clean, well foliated Paleoproterozoic monzogranite (**Table 1**) gave generally concordant spectra wherein young ages were recorded in the first gas steps but the remainder formed a rough plateau (**Fig. 6D**). The analysis yielded a total-gas integrated age of  $1705 \pm 11$  Ma, a plateau age of  $1713 \pm 11$  Ma (represented by 88% of the  $^{39}\text{Ar}$  released), and an identical correlation age of  $1713 \pm 11$  Ma (MSWD=2.3).

## DISCUSSION

Herein we discuss the  $^{40}\text{Ar}$ - $^{39}\text{Ar}$  thermochronological data in light of the results presented above. All of the results, along with other geochronological determinations for rocks of the region, are presented schematically in **Figure 7** and tabulated in **Table 3**.

Intrusive rocks from the Kaminak supracrustal belt preserve primary igneous textures including interlocking quartz and plagioclase that are intergrown with platy biotite and stubby, euhedral grains of prismatic titanite and hornblende. Although these units yield variable argon-release plateaus, they are typically characterized by Archean cooling ages for hornblende. This implies that the interior parts of the Kaminak supracrustal belt, although having undergone Archean, greenschist-grade tectonometamorphism, record primary Archean hornblende cooling ages. Biotite from these specimens, however, typically yielded convex-down argon-release patterns typical of specimens that have experienced  $^{39}\text{Ar}$  recoil, a feature compatible with observed petrographic evidence for minor chloritization or alteration of the biotite. The biotite yields Paleoproterozoic ages ranging from ca. 2084 to 1914 Ma, indicating that the primary Archean argon systematics have been reset, probably during a Paleoproterozoic tectonothermal event.



One specimen of biotite (PHA-97-H521) from an intrusive unit in the Kaminak belt was obtained from a biotite-rich vein, exposed as a series of veins crosscutting the pluton and paralleling the adjacent contact with the Paleoproterozoic Hurwitz Group (**Fig. 2**). This specimen yielded a well defined argon-release pattern having a plateau age of  $1722 \pm 11$  Ma and interpreted as representing crystallization during a Paleoproterozoic tectonothermal event.

Amphibolitic metamorphic rocks from the Yathkyed supracrustal belt yield a range of hornblende cooling ages from  $\leq 2630$  to 2460 Ma. These are interpreted to reflect regional cooling after a late Archean regional metamorphic event. This suggestion is corroborated by U-Pb ages for metamorphic monazite, zircon, and titanite from supracrustal and intrusive rocks of the Yathkyed belt that range in age from ca. 2491 to 2568 Ma (MacLachlan et al., 2000). Biotite from one of the rocks yielded a reasonable plateau having an age of  $1785 \pm 11$  Ma. This determination is interpreted to reflect Paleoproterozoic resetting of the biotite argon systematics.

Rocks exposed in a north-south corridor between the northern edge of the Kaminak belt and the southern edge of the Yathkyed belt yield roughly comparable Paleoproterozoic cooling ages ranging from 1713 to 1795 Ma. These data include analyses of hornblende, muscovite, and biotite from rocks that are known to be Paleoproterozoic, as well as metasedimentary and gneissic units interpreted to be correlative with rocks of the Kaminak and Henik groups (Davidson, 1970; Hanmer et al., 1998). In general, hornblende cooling ages are older than those for the micas. Ages for biotite and muscovite from a single specimen (PHA-97-N48) overlap, within error, are essentially identical, and therefore indicate rapid cooling through the muscovite and biotite closure temperatures (approximately 350–300°C). These data imply that the region lying between the two supracrustal belts has been extensively affected by Paleoproterozoic tectonothermal activity at temperatures above 500°C, the closure temperature of hornblende (McDougall and Harrison, 1988). This tectonothermal event probably accompanied and was followed by intrusion of



the voluminous, ca. 1830 Ma Hudsonian granitoid rocks exposed therein, but may have been associated with intrusion of the ca. 1755 Ma Nueltin granitoid suite (Peterson and van Breemen, 1999). The latter suite, however, is not known to occur in the study area. Significantly, no unequivocal evidence for a cryptic, ca. 1900 Ma thermal event (see Berman et al., 2000) can be discerned from the thermochronological data. Many of these data are comparable to a hornblende plateau age of  $1780 \pm 20$  Ma (Miller et al., 1995) the only other reported  $^{40}\text{Ar}$ - $^{39}\text{Ar}$  step-heating age from the region.

## ACKNOWLEDGMENTS

Yannick Beaudoin, Thomas Hadlari, and Jim Ryan are thanked for their assistance in the field. Fred Quigg, Anastasia Turner, and Mike Villeneuve helped in the acquisition of the thermochronological data. Mike Villeneuve kindly provided a thorough review of the manuscript. This represents a Western Churchill NATMAP Project contribution.

## REFERENCES

### Aspler, L.B. and Chiarenzelli, J.R.

- 1996: Relationship between the Montgomery Lake and Hurwitz Groups, and revised stratigraphic revision of the lower Hurwitz Group, District of Keewatin; *Canadian Journal of Earth Sciences*, v. 33, p. 1243–1255.
- 1997: Initiation of ~2.45–2.1 Ga intracratonic basin sedimentation of the Hurwitz Group, Keewatin Hinterland, Northwest Territories, Canada; *Precambrian Research*, v. 81, p.265–297.

### Berman, R., Ryan, J.J., Tella, S., Sanborn-Barrie, M., Stern, R., Aspler, L., Hanmer, S., and Davis, W.

- 2000: The case of multiple metamorphic events in the western Churchill Province: evidence from linked thermobarometric and in-situ SHRIMP data, and jury deliberations; *in* *GeoCanada 2000*; Geological Association of Canada–Mineralogical Association of Canada, Annual Meeting, Abstracts, CD-ROM.

**Burwash, R.A., Baadsgaard, H., and Peterman, Z.E.**

1962: Precambrian K-Ar dates from the western Canada sedimentary basin; *Journal of Geophysical Research*, v. 67, p. 1617–1625.

**Christie, K.W., Davidson, A., and Fahrig, W.F.**

1975: The paleomagnetism of Kaminak dikes — no evidence of significant Hudsonian plate motion; *Canadian Journal of Earth Sciences*, v. 12, p. 2048–2064.

**Davidson, A.**

1970: Precambrian Geology, Kaminak Lake map-area, District of Keewatin; Geological Survey of Canada, Paper 69–51, 27 p.

**Davis, W.J., Hanmer, S., Aspler, L., Sandeman, H., Tella, S., Zaleski, E., Relf, C., Ryan, J., Berman, R., and MacLachlan, K.**

2000: Regional differences in the Neoproterozoic crustal evolution of the western Churchill Province: can we make sense of it?; *in GeoCanada 2000*; Geological Association of Canada–Mineralogical Association of Canada, Annual Meeting, Abstracts, CD-ROM.

**Eade, K.E.**

1986: Precambrian geology of the Tulemalu Lake–Yathkyed Lake area, District of Keewatin; Geological Survey of Canada, Paper 84-11, 31 p.

**Hanmer, S. and Relf, C.**

2000: Western Churchill NATMAP Project: new results and potential significance; *in GeoCanada 2000*; Geological Association of Canada–Mineralogical Association of Canada, Annual Meeting, Abstracts, CD-ROM.

**Hanmer, S., Parrish, R., Williams, M., and Koph, C.**

1994: Striding–Athabasca mylonite zone: complex Archean deep-crustal deformation in the East Athabasca mylonite triangle, northern Saskatchewan; *Canadian Journal of Earth Sciences*, v. 31, p. 1287–1300.

**Hanmer, S., Peterson, T.D., Sandeman, H.A., Rainbird, R.H. and Ryan, J.J.**

1998: Geology of the Kaminak greenstone belt from Padlei to Quartzite Lake, Kivalliq Region, Nunavut (Northwest Territories); *in Current Research 1998-C*; Geological Survey of Canada, p 85–94.

**Hanmer, S., Tella, S., Sandeman, H.A., Ryan, J.J., Hadlari, T. and Mills, A.**

1999: Proterozoic reworking in western Churchill Province, Gibsons Lake–Cross Bay area, Northwest Territories (Kivalliq region, Nunavut). Part 1: general geology; *in Current Research 1999-C*; Geological Survey of Canada, p. 55–64.



**Heaman, L.M.**

1994: 2.45 Ga global mafic magmatism: Earth's oldest superplume?; *in* Abstracts of the 8th International Conference on Geochronology, Cosmochronology and Isotope Geology, (ed.) M.A. Lanphere, G.B. Dalrymple, and B.D. Turrin; United States Geological Survey, Circular 1107, p. 132.

**Heaman, L.M. and LeCheminant, A.N.**

1993: Paragenesis and U-Pb systematics of baddeleyite (ZrO<sub>2</sub>); *Chemical Geology*, v. 110, p. 95–126.

**Hoffman, P.F.**

1988: United Plates of America, the birth of a craton: Early Proterozoic assembly and growth of Laurentia; *Annual Review of Earth and Planetary Science Letters*, v. 16, p. 543–603.

**Loveridge, W.D., Eade, K.E., and Sullivan, R.W.**

1988: Geochronological studies of Precambrian rocks from the southern District of Keewatin; Geological Survey of Canada, Paper 88-18, 36 p.

**MacLachlan, K., Relf, C., and Davis, W.J.**

2000: U/Pb geochronological constraints on structures controlling distribution of tectonothermal domains, Yathkyed Lake area, western Churchill Province; *in* GeoCanada 2000; Geological Association of Canada–Mineralogical Association of Canada, Annual Meeting, Abstracts, CD-ROM.

**MacRae, N.D., Armitage, A.E., Miller, A.R., Roddick, J.C., Jones, A.L., and Mudry, M.P.**

1995: The diamondiferous Akluilâk lamprophyre dyke, Gibson Lake area, Northwest Territories; *in* Searching for Diamonds in Canada, (ed.) A.N. LeCheminant, D.G. Richardson, R.N.W. DiLabio, and K.A. Richardson; Geological Survey of Canada, Open File 3228, p. 101–107.

**McDougall, I., and Harrison, T.M.**

1988: Geochronology and thermochronology by the <sup>40</sup>Ar/<sup>39</sup>Ar method; *Oxford Monographs on Geology and Geophysics* #9, Oxford University Press, Oxford, United Kingdom, 212 p.

**Miller, A.R., Balog, M.J., and Tella, S.**

1995: Oxide iron-formation-hosted lode gold, Meliadine Trend, Rankin Inlet Group, Churchill Province, Northwest Territories; *in* Current Research, 1995-C, Geological Survey of Canada, p. 163–174.

**Mortensen, J.K. and Thorpe, R.I.**

1987: U-Pb zircon ages of felsic volcanic rocks in the Kaminak Lake area, District of Keewatin; *in* Radiogenic and Isotope Studies: Report 1; Geological Survey of Canada, Paper 87-2, p. 123–128.



**Peterson, T.D., and van Breemen, O.**

1999: Review and progress report of Proterozoic granitoid rocks of the western Churchill Province, Northwest Territories (Nunavut); *in* Current Research 1999-C, Geological Survey of Canada, p. 119–127.

**Relf, C., Irwin, D., MacLachlan, K., and Mills, A.**

1998: New insights into the geology of the Yathkyed Lake greenstone belt, western Churchill Province, Northwest Territories; *in* Current Research 1998-C, Geological Survey of Canada, p. 67–75.

**Reynolds, P.H.**

Low temperature thermochronology by the  $^{40}\text{Ar}/^{39}\text{Ar}$  method; *in* Short Course Handbook on Low Temperature Thermochronology, (ed.) M. Zentilli and P.H. Reynolds; Mineralogical Association of Canada, p. 3–19.

**Roddick, J.C.**

1983: High precision intercalibration of  $^{40}\text{Ar}/^{39}\text{Ar}$  standards; *Geochimica et Cosmochimica Acta*, v. 47, p. 887–898.

**Roddick, J.C. and Miller, A.R.**

1994: An  $^{40}\text{Ar}/^{39}\text{Ar}$  age from the REE-enriched Enekatcha alkaline intrusive suite and implications for timing of ultrapotassic magmatism in the central Churchill Structural Province; *in* Radiometric age and isotope studies: Report 8; Geological Survey of Canada, 1994-F, p. 69–74.

**Stockwell, C.H.**

1961: Structural provinces, orogenies, and time classification of rocks of the Canadian Precambrian Shield; *in* Age Determinations by the Geological Survey of Canada, Report 2 : Isotopic Ages; Geological Survey of Canada, Paper 61-17, p. 108–118.

**Tella, S., Hanmer, S., Ryan, J.J., Sandeman, H., Davis, W., Berman, R., Wilkinson, L., and Mills, A.**

2000: 1:100 000 scale bedrock geology compilation map of the MacQuoid Lake–Gibson Lake–Coss Bay–Akunak Bay region, Western Churchill Province, Nunavut, Canada; *in* GeoCanada 2000; Geological Association of Canada–Mineralogical Association of Canada, Annual Meeting, Abstracts, CD-ROM.

**Tella, S., Heywood, W.W., and Loveridge, W.D.**

1985: A U–Pb age on zircon from a quartz syenite intrusion, Amer Lake, District of Keewatin, Northwest Territories; *in* Current Research, Part B; Geological Survey of Canada, Paper 85-1B, p. 367–370.

**Villeneuve, M., Sandeman, H.A., and Davis, W.J.**

2000: A method for intercalibration of U–Th–Pb and  $^{40}\text{Ar}/^{39}\text{Ar}$  ages in the Phanerozoic; *Geochimica et Cosmochimica Acta*, v. 64, p. 4017–4030.



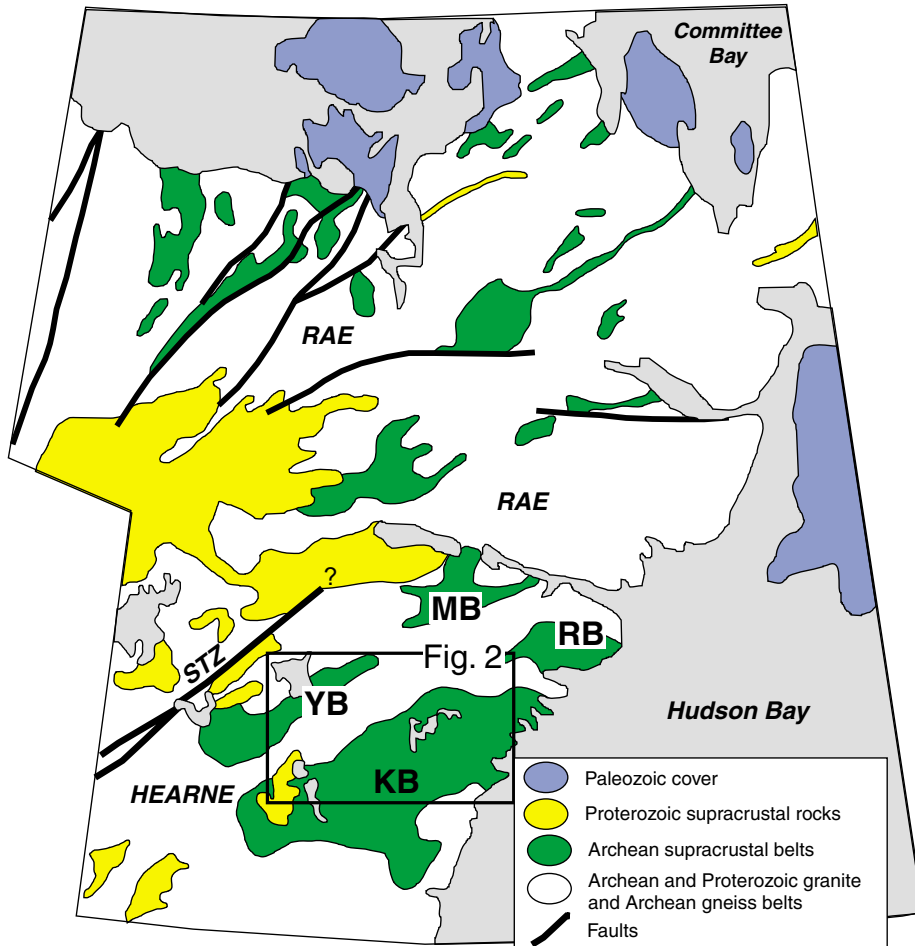


**Wanless, R.K. and Eade, K.E.**

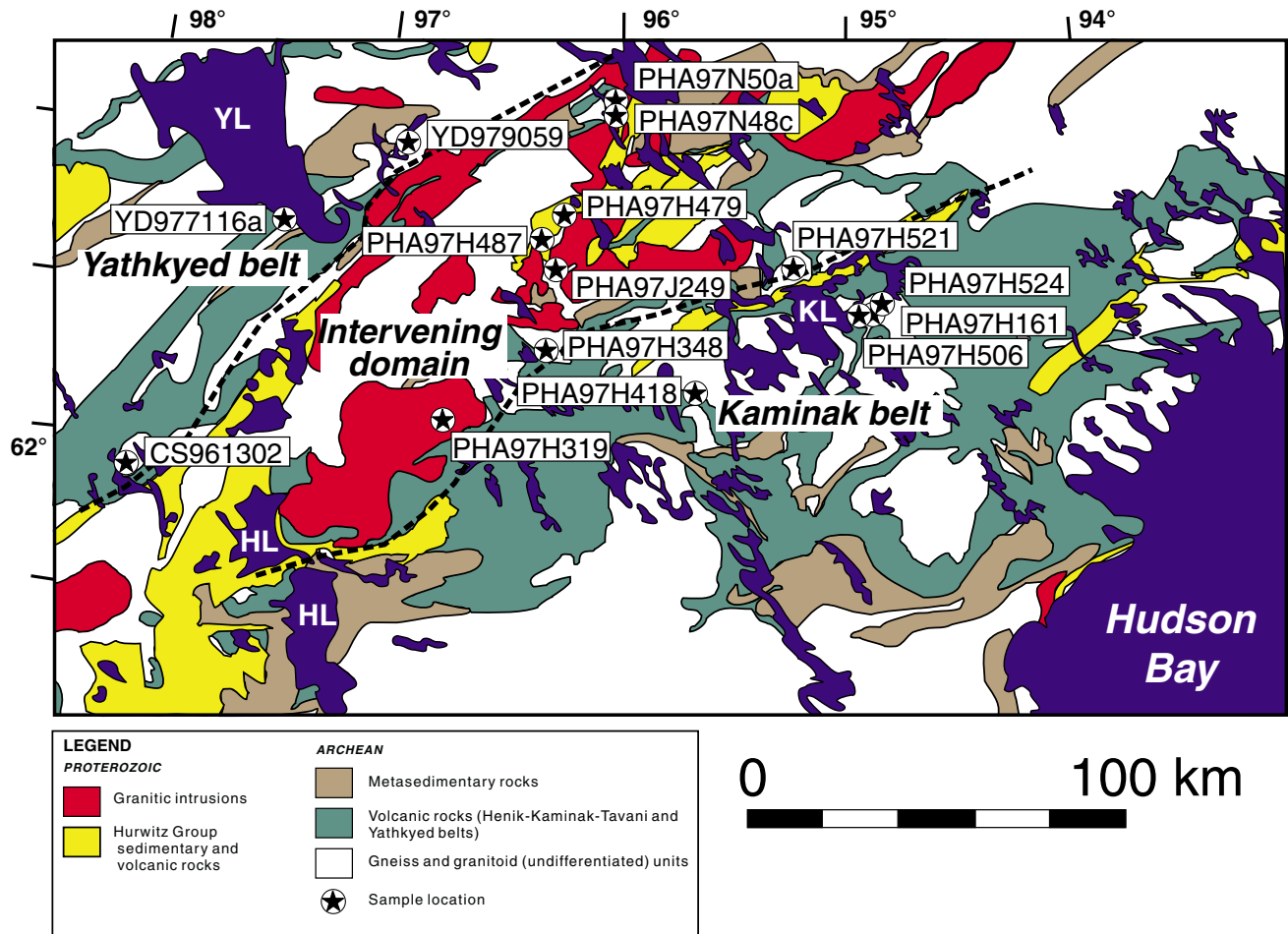
1975: Geochronology of Archean and Proterozoic rocks in the southern District of Keewatin; Canadian Journal of Earth Sciences, v. 12, p. 95–114.

**Wright, J.**

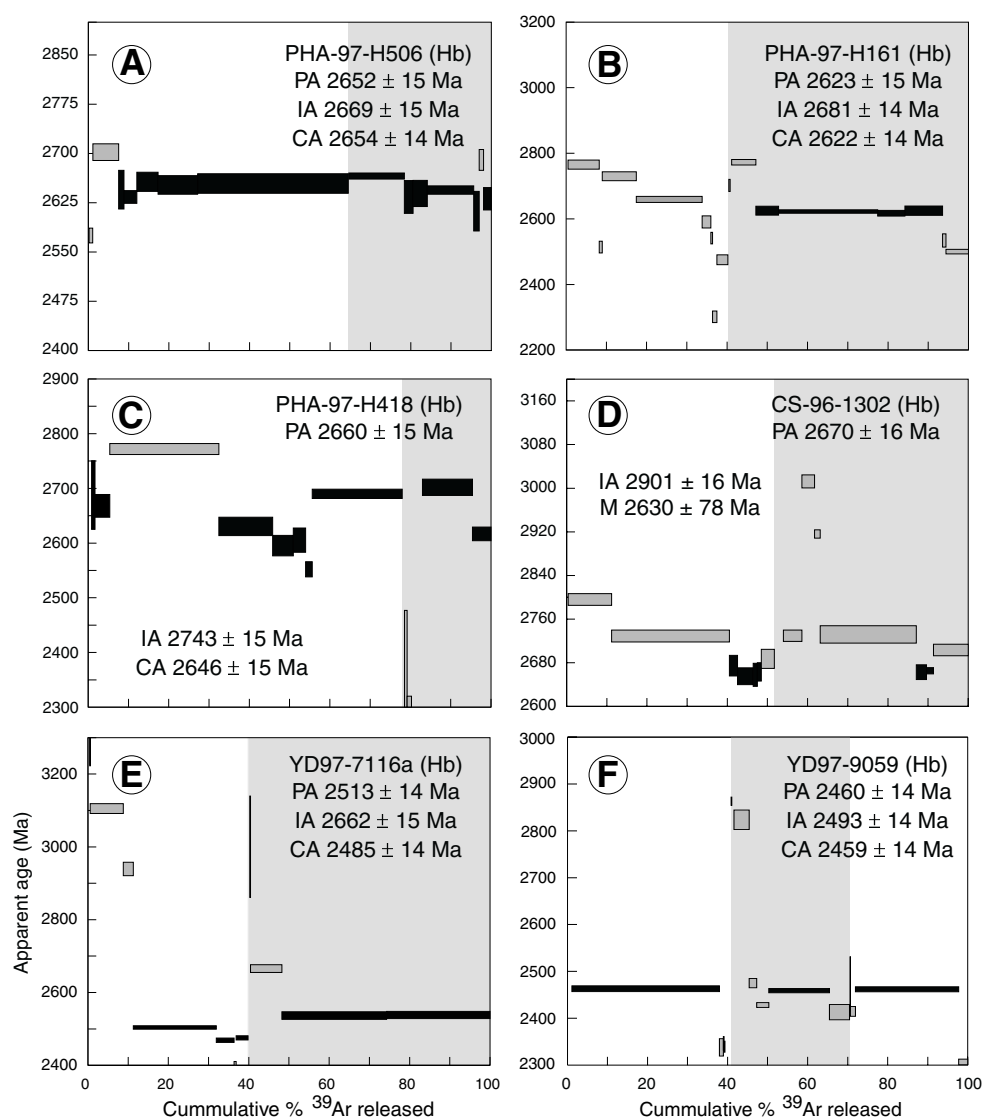
1967: Geology of the southeastern Barren Grounds, parts of the Districts of MacKenzie and Keewatin; Geological Survey of Canada, Memoir 350, 91 p.



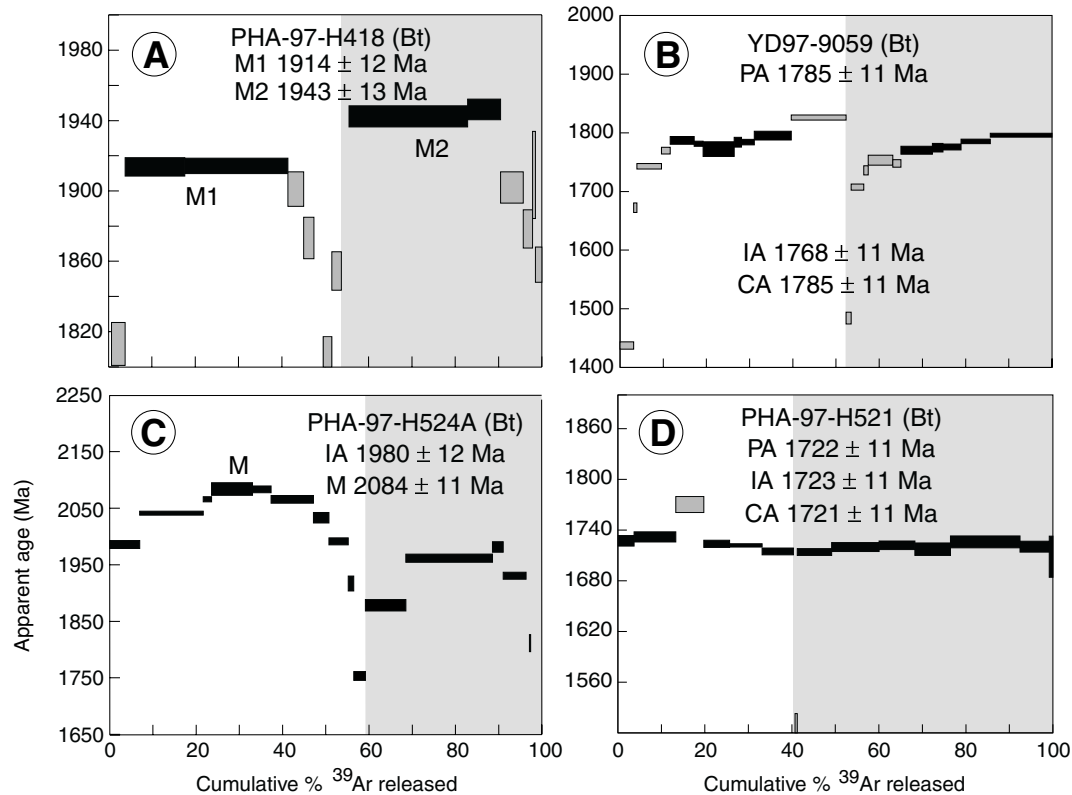
**Figure 1.** Simplified geological map of north-central Canadian Shield showing the location of the study area in the western Churchill Province (*modified after Hoffman, 1988*). Key: KB – Kaminak belt; YB – Yathkyed belt; MB – MacQuoid belt; RB – Rankin Inlet belt; STZ – Snowbird tectonic zone.



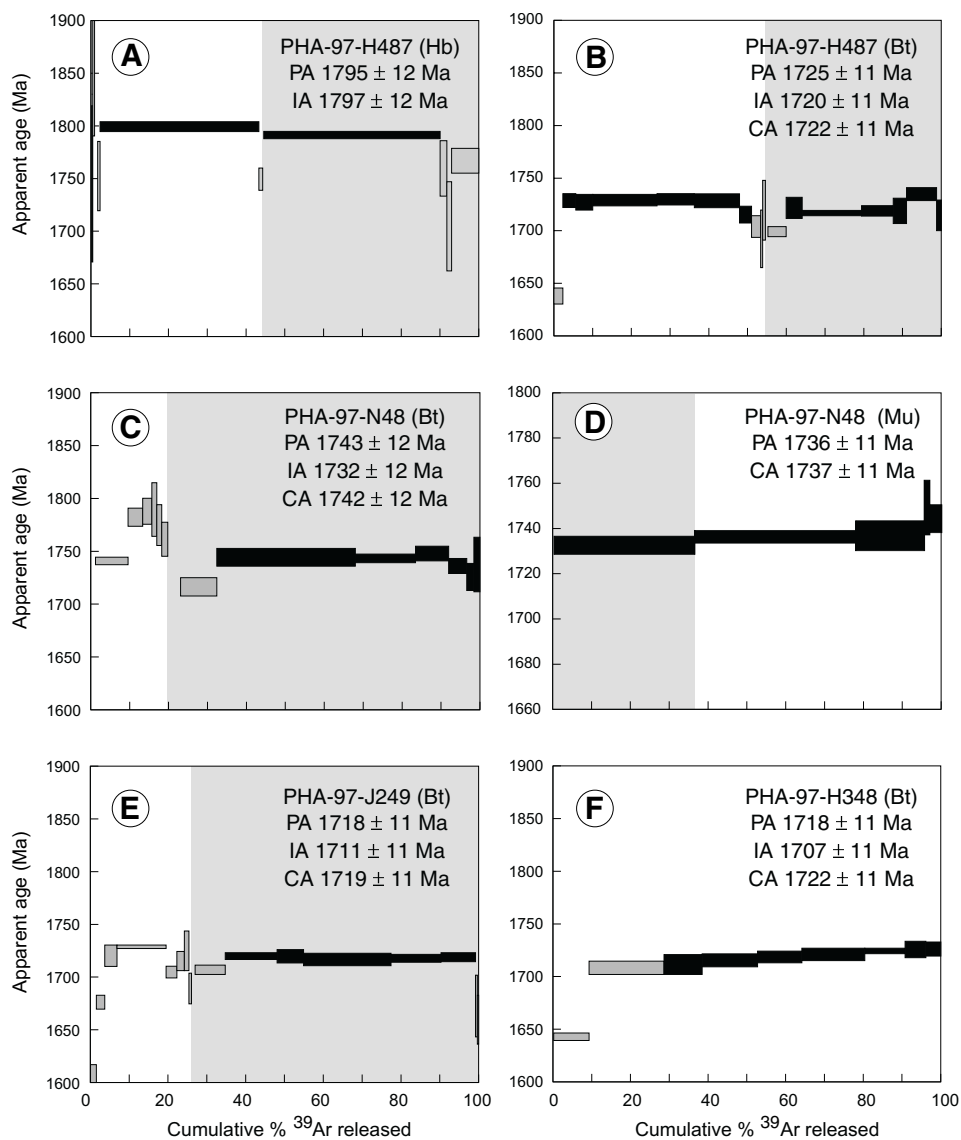
**Figure 2.** Simplified geological map of the central Hearne domain showing the locations of the analyzed specimens in relation to the approximate domain boundaries discussed in the text. Key: YL – Yathkyed Lake; HL – Henik Lakes; KL – Kaminak Lake.



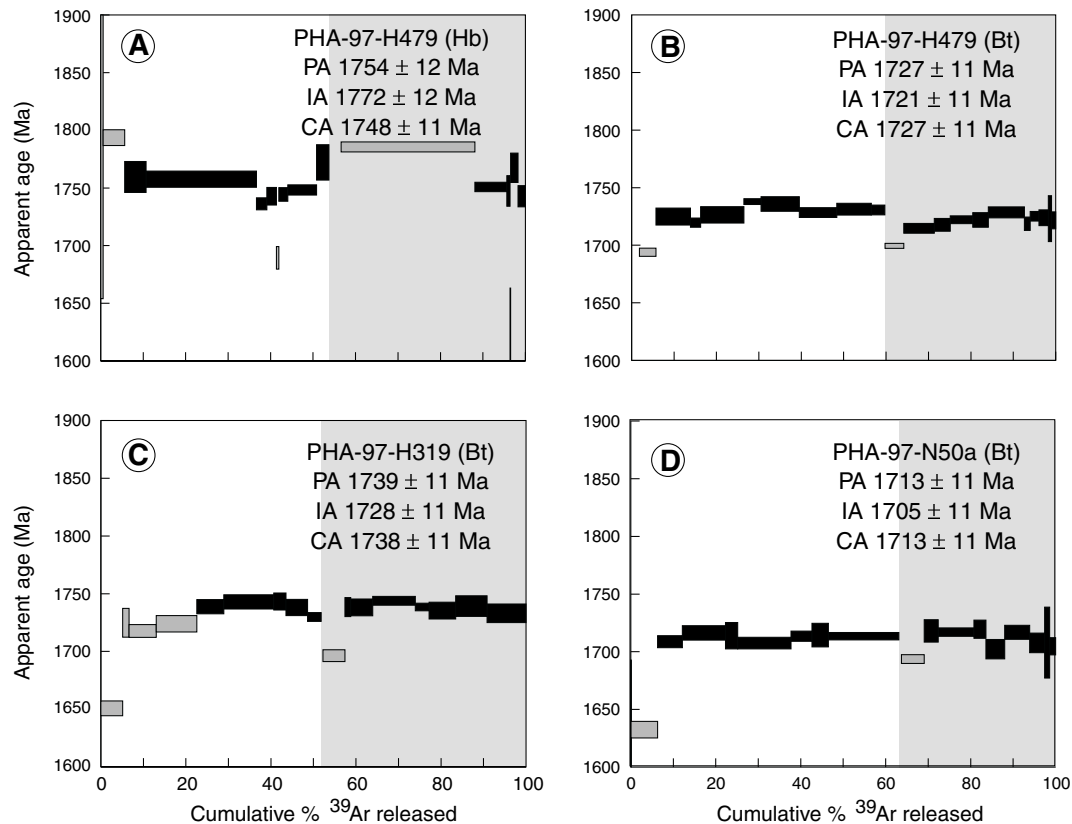
**Figure 3.**  $^{40}\text{Ar}$ - $^{39}\text{Ar}$  release spectra for hornblende grains from known Archean units exposed in the Kaminak and Yathkyed supracrustal belts. Gas steps used in the calculation of plateaus and inverse isotope-correlation ages are black, those not used in the calculations are grey. Key: PA – plateau age; IA – total-gas, integrated age; CA – inverse isotope-correlation age; M – maximum age (best estimate).



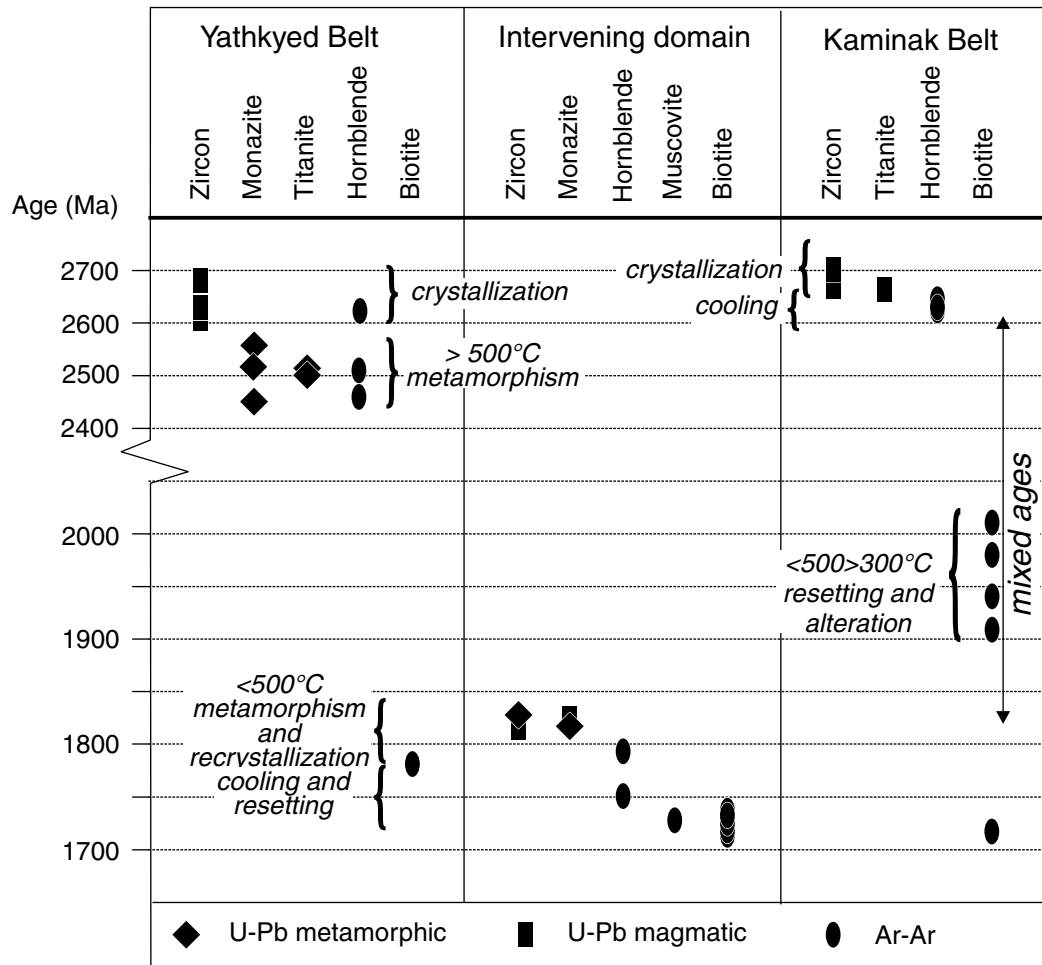
**Figure 4.**  $^{40}\text{Ar}$ - $^{39}\text{Ar}$  release spectra for biotite grains from known Archean units exposed in the Kaminak and Yathkyed supracrustal belts. Gas steps used in the calculation of plateaus and inverse isotope-correlation ages are black, those not used in the calculations are grey. Key: PA – plateau age; IA – total-gas, integrated age; CA – inverse isotope-correlation age; M - maximum age (best estimate).



**Figure 5.**  $^{40}\text{Ar}$ - $^{39}\text{Ar}$  release spectra for hornblende, muscovite, and biotite from a north-south transect between the Kaminak and Yathkyed supracrustal belts. These units are interpreted to be Archean (Table 1). Gas steps used in the calculation of plateaus and inverse isotope-correlation ages are black, those not used in the calculations are grey. Key: PA – plateau age; IA – total-gas, integrated age; CA – inverse isotope-correlation age.



**Figure 6.**  $^{40}\text{Ar}$ - $^{39}\text{Ar}$  release spectra for hornblende and biotite from a north-south transect between the Kaminak and Yathkyed supracrustal belts. These units are known or inferred to be Proterozoic (Table 1). Gas steps used in the calculation of plateaus and inverse isotope-correlation ages are black, those not used in the calculations are grey. Key: PA – plateau age; IA – total-gas, integrated age; CA – inverse isotope-correlation age.



**Figure 7.** Graphical compilation of geochronological data for the study area. This includes data for rocks exposed within the three domains discussed in the paper. Published data for rocks in or adjacent to the domain boundaries are not incorporated. Zircon, monazite, and titanite ages for the Yathkyed belt are from MacLachlan et al. (2000), whereas the metamorphic zircon age from the intervening domain is from MacLachlan (pers. comm.). Zircon, monazite, and titanite ages for the Intervening domain and the Kaminak belt are from Davis et al. (2000), Peterson and van Breemen (1999), and Davis (pers. comm.).



**Table 1.** Rock type, location (UTM zone, eastings and northings) and brief descriptions of the analyzed specimens. UTM coordinates are given in the NAD 1927 projection.

Sample	UTM co-ordinates <sup>a</sup>			Unit	Description <sup>b</sup>	U-Pb age <sup>c</sup> (Ma)
	Zone	Easting	Northing			
PHA-97-H161	15	413687	6907424	Kaminak pluton	Medium-grained hornblende+biotite+titanite tonalite	2679±2 Ma
PHA-97-H319	14	615474	6879582	Kogtok pluton	Medium-grained biotite+titanite monzogranite	ca . 1830 Ma
PHA-97-H348	14	642664	6895264	unnamed	Strongly foliated and lineated biotite tonalite	ca . 2680 Ma
PHA-97-H418	15	364369	6887892	Carr Lake monzonite	Medium-grained hornblende+biotite monzxonite	2679±2 Ma
PHA-97-H479	15	642344	6933737	McKenzie Lake monzogranite	Medium-grained, schlieren-rich, biotite+titanite monzogranite	ca . 1830 Ma
PHA-97-H487	14	645782	6930447	McKenzie lake metasediments	Hornblende+biotite psammitic gneiss	ca. 2680 Ma
PHA-97-H506	15	412816	6906390	Kaminak pluton	Medium-grained hornblende+biotite+titanite tonalite	2679±2 Ma
PHA-97-H524	15	415775	6906951	Kaminak pluton	Medium-grained hornblende+biotite+titanite tonalite	2679±2 Ma
PHA-97-H521	15	398890	6918747	Ferguson pluton	Medium-grained biotite+titanite tonalite	ca. 2679 Ma
PHA-97-N48c	15	349736	6959203	McKenzie Lake metasediments	Muscovite+biotite semipelitic schist	ca. 2680 Ma
PHA-97-N50a	15	350226	6959831	McKenzie Lake monzogranite	Strongly foliated biotite+monazite monzogranite	1827± 3 Ma
PHA-97-J249	14	643760	6917985	McKenzie Lake metasediments	Muscovite+biotite semipelitic schist	ca. 2680 Ma
CS96-1302	14	529870	6855283	Yathkyed greenstone belt	Fine-grained hornblende+plagioclase amphibolite	ca. 2692 Ma
YD97-7116a	14	578225	6922425	Yathkyed greenstone belt	Banded, medium-grained, hornblende±garnet amphibolite	ca. 2692 Ma
YD97-9059	14	600900	6949500	Yathkyed greenstone belt	Medium-grained, hornblende±garnet amphibolite	ca. 2692 Ma

<sup>a</sup> - UTM co-ordinates given in NAD 1927 projection.

<sup>b</sup> - Field description supplemented by petrography.

<sup>c</sup> - U-Pb TIMS zircon or monazite age (Davis et al., 2000)

**Table 2.**  $^{40}\text{Ar}$ - $^{39}\text{Ar}$  analytical data. Asterisks denote steps excluded from plateau and inverse-correlation age calculations. J-values were determined through interpolation.

Power <sup>a</sup>	Volume $^{39}\text{Ar}$ $\times 10^{-11}$ cc	$^{36}\text{Ar}/^{39}\text{Ar}$	$^{37}\text{Ar}/^{39}\text{Ar}$	$^{38}\text{Ar}/^{39}\text{Ar}$	$^{40}\text{Ar}/^{39}\text{Ar}$	% $^{40}\text{Ar}$ ATM	* $^{40}\text{Ar}/^{39}\text{Ar}$	$f_{39}^b$ (%)	Apparent Age Ma <sup>c</sup>
<b>PHA-97-H479 Biotite; J<sup>d</sup>=0.01823610 (Z5435)</b>									
<i>Aliquot: A</i>									
*1.5	3.7615	0.0070 ± 0.0002	0.007 ± 136.812	0.050 ± 0.001	80.022 ± 0.207	2.6	77.958 ± 0.205	1.8	1595.64 ± 2.79
*2.0	7.9498	0.0018 ± 0.0002	0.003 ± 224.576	0.045 ± 0.001	85.927 ± 0.264	0.6	85.394 ± 0.270	3.9	1693.93 ± 3.47
2.2	16.6263	0.0019 ± 0.0003	0.004 ± 271.344	0.046 ± 0.001	88.374 ± 0.575	0.6	87.819 ± 0.581	8.1	1724.86 ± 7.35
2.4	4.9079	0.0018 ± 0.0002	0.004 ± 159.278	0.045 ± 0.001	87.947 ± 0.312	0.6	87.409 ± 0.315	2.4	1719.67 ± 3.99
2.6	20.9021	0.0018 ± 0.0002	0.004 ± 46.887	0.047 ± 0.002	88.477 ± 0.558	0.6	87.937 ± 0.562	10.2	1726.35 ± 7.10
2.8	8.2359	0.001 ± 0.0002	0.002 ± 117.542	0.045 ± 0.001	89.168 ± 0.198	0.4	88.855 ± 0.203	4.0	1737.92 ± 2.54
3.0	18.4797	0.0013 ± 0.0003	0.003 ± 74.059	0.045 ± 0.001	89.085 ± 0.496	0.4	88.689 ± 0.502	9.0	1735.83 ± 6.31
3.4	18.873	0.001 ± 0.0003	0.004 ± 229.253	0.048 ± 0.001	88.422 ± 0.327	0.4	88.099 ± 0.337	8.8	1728.40 ± 4.26
4.0	16.6161	0.0015 ± 0.0002	0.004 ± 156.259	0.048 ± 0.001	88.772 ± 0.402	0.5	88.324 ± 0.406	8.1	1731.24 ± 5.12
20.0	6.5376	0.0035 ± 0.0002	0.006 ± 39.753	0.048 ± 0.001	89.301 ± 0.336	1.1	88.275 ± 0.338	3.2	1730.63 ± 4.27
<i>Aliquot: B</i>									
*1.0	0.0982	0.1340 ± 0.0080	0.122 ± 358.130	0.092 ± 0.008	66.796 ± 2.385	59.3	27.194 ± 1.725	0.1	726.58 ± 37.95
*1.5	9.0267	0.0025 ± 0.0002	0.003 ± 156.910	0.042 ± 0.001	86.573 ± 0.164	0.9	85.824 ± 0.170	4.4	1699.45 ± 2.18
1.8	14.772	0.0015 ± 0.0002	0.002 ± 737.692	0.042 ± 0.001	87.452 ± 0.327	0.5	87.018 ± 0.333	7.2	1714.70 ± 4.24
2.0	7.6331	0.0007 ± 0.0002	0.003 ± 188.375	0.041 ± 0.001	87.469 ± 0.435	0.2	87.260 ± 0.436	3.7	1717.78 ± 5.54
2.2	10.9009	0.0005 ± 0.0001	0.002 ± 315.536	0.041 ± 0.001	87.757 ± 0.268	0.2	87.607 ± 0.268	5.3	1722.18 ± 3.40
2.4	7.4602	0.0006 ± 0.0002	0.002 ± 259.148	0.042 ± 0.001	87.772 ± 0.496	0.2	87.590 ± 0.500	3.7	1721.96 ± 6.33
2.6	17.4477	0.0009 ± 0.0002	0.011 ± 96.023	0.041 ± 0.001	88.383 ± 0.368	0.3	88.107 ± 0.374	8.5	1728.51 ± 4.71
2.8	2.763	0.0014 ± 0.0005	0.020 ± 22.704	0.041 ± 0.001	87.731 ± 0.450	0.5	87.331 ± 0.462	1.4	1718.67 ± 5.87
3.0	4.2464	0.0009 ± 0.0003	0.086 ± 17.672	0.042 ± 0.001	88.100 ± 0.319	0.3	87.846 ± 0.325	2.1	1725.20 ± 4.11
3.4	4.5104	0.0010 ± 0.0002	0.110 ± 21.906	0.040 ± 0.002	88.041 ± 0.539	0.3	87.746 ± 0.540	2.2	1723.93 ± 6.82
4.0	1.4669	0.0025 ± 0.0007	0.344 ± 32.864	0.046 ± 0.003	88.410 ± 1.574	0.8	87.681 ± 1.576	0.7	1723.11 ± 19.96
20.0	2.0994	0.0025 ± 0.0006	0.330 ± 28.570	0.042 ± 0.001	88.308 ± 0.567	0.8	87.560 ± 0.578	1.0	1721.58 ± 7.32
<b>PHA-97-H479 Hornblende; J=0.01819780 (Z5435)</b>									
<i>Aliquot: A</i>									
*2.0	0.4696	0.8680 ± 0.0226	1.875 ± 48.191	0.284 ± 0.013	349.296 ± 8.321	73.4	92.796 ± 10.665	0.6	1784.35 ± 130.22
*2.5	4.0937	0.0191 ± 0.0006	4.924 ± 9.266	0.260 ± 0.003	99.202 ± 0.542	5.7	93.553 ± 0.566	5.1	1793.56 ± 6.87
2.8	4.0938	0.0048 ± 0.0003	4.933 ± 18.086	0.254 ± 0.003	92.185 ± 1.081	1.5	90.778 ± 1.083	5.1	1759.54 ± 13.41
3.0	21.0367	0.0013 ± 0.0002	5.042 ± 10.484	0.250 ± 0.003	90.990 ± 0.563	0.4	90.620 ± 0.565	26.0	1757.57 ± 7.01
3.2	1.9799	0.0037 ± 0.0007	5.099 ± 8.970	0.240 ± 0.004	90.005 ± 0.388	1.2	88.911 ± 0.416	2.5	1736.28 ± 5.22
3.4	1.8088	0.0031 ± 0.0005	5.112 ± 12.980	0.243 ± 0.005	90.349 ± 0.614	1	89.430 ± 0.612	2.2	1742.77 ± 7.64
*3.6	0.4605	0.0159 ± 0.0022	4.309 ± 18.643	0.215 ± 0.006	89.933 ± 0.730	5.2	85.221 ± 0.762	0.6	1689.39 ± 9.80
4.0	1.7147	0.0035 ± 0.0006	4.646 ± 8.403	0.236 ± 0.006	90.586 ± 0.470	1.1	90.556 ± 0.475	2.1	1744.35 ± 5.92
5.0	5.4965	0.0018 ± 0.0002	5.238 ± 7.099	0.252 ± 0.002	90.400 ± 0.351	0.6	89.877 ± 0.354	6.8	1748.34 ± 4.41
20.0	2.357	0.0084 ± 0.0004	6.591 ± 19.623	0.250 ± 0.004	94.293 ± 1.245	2.6	91.801 ± 1.245	2.9	1772.16 ± 15.30
<i>Aliquot: B</i>									
*2.0	0.3306	1.3643 ± 0.0210	4.030 ± 23.299	1.952 ± 0.034	523.271 ± 5.534	77	120.132 ± 8.276	0.4	2090.61 ± 85.27
*2.5	1.9921	0.0149 ± 0.0005	5.200 ± 7.842	0.277 ± 0.005	109.562 ± 0.319	4	105.148 ± 0.325	2.5	1929.20 ± 3.66
*2.8	25.4783	0.0014 ± 0.0003	5.660 ± 7.072	0.256 ± 0.002	93.301 ± 0.336	0.4	92.893 ± 0.351	31.5	1785.53 ± 4.28
3.0	6.101	0.0021 ± 0.0002	5.484 ± 6.150	0.256 ± 0.003	90.691 ± 0.319	0.7	90.079 ± 0.323	7.5	1750.87 ± 4.03
3.4	0.5979	0.0097 ± 0.0018	5.162 ± 18.267	0.243 ± 0.005	92.671 ± 1.039	3.1	89.796 ± 1.063	0.7	1747.34 ± 13.25
*4.0	0.1309	0.0398 ± 0.0091	4.861 ± 28.420	0.261 ± 0.016	92.318 ± 2.069	12.7	80.551 ± 2.617	0.2	1628.41 ± 34.85
5.0	1.3899	0.0064 ± 0.0006	5.729 ± 16.967	0.234 ± 0.005	93.331 ± 1.039	2	91.425 ± 1.035	1.7	1767.53 ± 12.75
20.0	1.4309	0.0042 ± 0.0006	9.350 ± 12.749	0.268 ± 0.004	90.670 ± 0.733	1.4	89.435 ± 0.731	1.8	1742.83 ± 9.13
<b>PHA-97-H348 Biotite; J=0.01814680 (Z5437)</b>									
<i>Aliquot: A</i>									
*2.0	0.1113	0.2877 ± 0.0234	0.239 ± 141.274	0.072 ± 0.009	110.356 ± 2.949	77	25.348 ± 7.082	0.2	682.72 ± 158.81
*3.0	4.9835	0.0033 ± 0.0002	0.006 ± 200.038	0.012 ± 0.001	82.856 ± 0.270	1.2	81.881 ± 0.271	9.1	1642.86 ± 3.56
*3.4	10.5195	0.0013 ± 0.0001	0.004 ± 181.774	0.007 ± 0.000	87.332 ± 0.495	0.4	86.944 ± 0.495	19.3	1708.34 ± 6.29
3.8	5.3694	0.0014 ± 0.0002	0.003 ± 455.841	0.008 ± 0.000	87.602 ± 0.746	0.5	87.182 ± 0.746	9.9	1711.36 ± 9.46
4.2	7.7729	0.0007 ± 0.0002	0.004 ± 286.085	0.007 ± 0.000	87.722 ± 0.482	0.2	87.504 ± 0.483	14.3	1715.43 ± 6.11
5.0	6.2431	0.0011 ± 0.0003	0.006 ± 132.224	0.009 ± 0.001	88.088 ± 0.433	0.4	87.754 ± 0.442	11.5	1718.60 ± 5.59
5.7	8.84	0.0007 ± 0.0001	0.009 ± 113.191	0.007 ± 0.000	88.158 ± 0.463	0.2	87.946 ± 0.463	16.2	1721.01 ± 5.85
6.4	5.6594	0.0012 ± 0.0002	0.036 ± 37.178	0.008 ± 0.000	88.559 ± 0.203	0.4	88.210 ± 0.208	10.4	1724.34 ± 2.62
6.9	2.9229	0.0022 ± 0.0006	0.022 ± 57.958	0.009 ± 0.001	88.966 ± 0.602	0.7	88.323 ± 0.620	5.4	1725.76 ± 7.79
12.0	2.1004	0.0035 ± 0.0005	0.243 ± 55.894	0.010 ± 0.000	89.375 ± 0.519	1.1	88.351 ± 0.524	3.9	1726.12 ± 6.59

a - As measured by laser in % of full nominal power (10W)

b - Fraction  $^{39}\text{Ar}$  as percent of total run

c - Errors are analytical only and do not reflect error in irradiation parameter J

d - Nominal J-value, referenced to PP-20 (Hb3gr)=1072 Ma (Roddick, 1983).

\* - Step not included in plateau or inverse isotope correlation age determination

All uncertainties quoted at 2s level

**Table 2. (cont.)**

Power <sup>a</sup>	Volume <sup>39</sup> Ar x10 <sup>-11</sup> cc	<sup>36</sup> Ar/ <sup>39</sup> Ar	<sup>37</sup> Ar/ <sup>39</sup> Ar	<sup>38</sup> Ar/ <sup>39</sup> Ar	<sup>40</sup> Ar/ <sup>39</sup> Ar	% <sup>40</sup> Ar ATM	* <sup>40</sup> Ar/ <sup>39</sup> Ar	f <sub>38</sub> <sup>b</sup> (%)	Apparent Age Ma <sup>c</sup>
<b>PHA-97-H524A Biotite; J=0.01796820 (Z5442)</b>									
<i>Aliquot: A</i>									
1.5	6.9859	0.0147 ± 0.0002	0.020 ± 36.113	0.016 ± 0.001	115.974 ± 0.641	3.7	111.638 ± 0.642	7.0	1985.57 ± 6.93
1.8	14.7246	0.0025 ± 0.0003	0.015 ± 118.431	0.010 ± 0.000	117.606 ± 0.330	0.6	116.870 ± 0.340	14.7	2041.13 ± 3.55
2.0	1.9449	0.0046 ± 0.0005	0.011 ± 230.586	0.009 ± 0.002	120.568 ± 0.442	1.1	119.218 ± 0.448	1.9	2065.51 ± 4.62
2.2	9.5161	0.0021 ± 0.0004	0.020 ± 123.611	0.010 ± 0.001	121.604 ± 1.090	0.5	120.986 ± 1.097	9.5	2083.66 ± 11.20
2.4	4.2569	0.0012 ± 0.0004	0.017 ± 30.459	0.009 ± 0.000	121.251 ± 0.575	0.3	120.904 ± 0.584	4.3	2082.83 ± 5.96
2.6	9.8475	0.0016 ± 0.0007	0.029 ± 38.925	0.009 ± 0.001	119.663 ± 0.618	0.4	119.188 ± 0.650	9.8	2065.20 ± 6.70
2.8	3.5623	0.0026 ± 0.0002	0.033 ± 25.427	0.010 ± 0.000	116.839 ± 0.886	0.7	116.079 ± 0.886	3.6	2032.84 ± 9.30
3.0	4.515	0.0026 ± 0.0003	0.054 ± 47.391	0.010 ± 0.000	112.904 ± 0.567	0.7	112.146 ± 0.569	4.5	1991.04 ± 6.12
3.4	1.2437	0.0073 ± 0.0007	0.115 ± 28.270	0.013 ± 0.001	107.515 ± 1.181	2	105.349 ± 1.175	1.2	1916.44 ± 13.16
20.0	2.7218	0.0072 ± 0.0004	0.106 ± 58.731	0.010 ± 0.000	93.536 ± 0.630	2.3	91.416 ± 0.634	2.7	1753.14 ± 7.77
<i>Aliquot: B</i>									
1.5	9.3904	0.0123 ± 0.0002	0.028 ± 48.663	0.018 ± 0.001	105.577 ± 0.883	3.4	101.945 ± 0.884	9.4	1877.89 ± 10.12
1.8	20.0719	0.0012 ± 0.0003	0.036 ± 26.019	0.013 ± 0.000	109.724 ± 0.650	0.3	109.382 ± 0.656	20.0	1961.08 ± 7.17
2.0	2.4622	0.0014 ± 0.0006	0.043 ± 37.948	0.014 ± 0.000	111.611 ± 0.846	0.4	111.200 ± 0.856	2.5	1980.85 ± 9.26
2.2	5.3413	0.0011 ± 0.0002	0.364 ± 13.797	0.012 ± 0.000	106.890 ± 0.557	0.3	106.576 ± 0.557	5.3	1930.14 ± 6.19
2.4	0.7349	0.0048 ± 0.0016	0.988 ± 20.201	0.017 ± 0.002	79.202 ± 0.602	1.8	77.778 ± 0.662	0.7	1577.57 ± 9.58
2.8	0.2823	0.0086 ± 0.0033	1.059 ± 35.042	0.025 ± 0.005	98.727 ± 1.284	2.6	96.189 ± 1.270	0.3	1810.77 ± 15.05
20.0	2.6222	0.0023 ± 0.0008	0.181 ± 47.218	0.008 ± 0.001	71.374 ± 0.541	0.9	70.705 ± 0.576	2.6	1479.31 ± 8.22
<b>PHA-97-H161 Hornblende; J=0.01834190 (Z5444)</b>									
<i>Aliquot: A</i>									
*2.0	0.3552	0.2027 ± 0.0053	3.279 ± 39.277	0.857 ± 0.024	846.620 ± 15.260	7.1	786.714 ± 15.317	0.5	4936.56 ± 32.86
*2.2	5.8831	0.0049 ± 0.0009	5.489 ± 16.608	0.157 ± 0.003	199.414 ± 1.927	0.7	197.963 ± 1.946	7.8	2765.29 ± 13.91
*2.4	0.5893	0.0085 ± 0.0023	4.867 ± 21.887	0.114 ± 0.003	167.626 ± 2.117	1.5	165.102 ± 2.173	0.8	2513.72 ± 17.85
*2.6	6.4227	0.0047 ± 0.0007	5.706 ± 15.243	0.144 ± 0.002	194.448 ± 1.837	0.7	193.073 ± 1.850	8.5	2730.00 ± 13.47
*2.8	12.4301	0.0020 ± 0.0006	5.788 ± 12.154	0.128 ± 0.002	184.135 ± 1.212	0.3	183.551 ± 1.222	16.4	2659.24 ± 9.27
*3.0	1.6171	0.0037 ± 0.0009	5.525 ± 21.808	0.089 ± 0.003	175.770 ± 2.315	0.6	174.682 ± 2.323	2.1	2590.76 ± 18.29
*3.4	0.3178	0.0141 ± 0.0030	6.935 ± 25.397	0.113 ± 0.003	172.687 ± 2.173	2.4	168.513 ± 2.169	0.4	2541.53 ± 17.54
*4.0	0.8367	0.0073 ± 0.0012	5.155 ± 21.713	0.085 ± 0.002	142.874 ± 1.885	1.5	140.722 ± 1.887	1.1	2301.44 ± 17.44
*20.0	2.0796	0.0089 ± 0.0009	8.876 ± 16.705	0.124 ± 0.003	163.106 ± 1.779	1.6	160.480 ± 1.794	2.7	2475.35 ± 15.06
<i>Aliquot: B</i>									
*2.0	0.1648	0.5382 ± 0.0168	3.946 ± 34.042	1.786 ± 0.054	1396.404 ± 21.335	11.4	1237.361 ± 21.839	0.2	5710.49 ± 30.50
*2.2	0.2332	0.0742 ± 0.0037	3.882 ± 29.292	0.267 ± 0.008	211.214 ± 2.565	10.4	189.279 ± 2.506	0.3	2702.14 ± 18.55
*2.4	0.2891	0.0268 ± 0.0038	3.141 ± 61.343	0.082 ± 0.017	132.886 ± 3.150	0.6	124.978 ± 3.196	0.4	2149.75 ± 32.12
*2.6	4.5957	0.0047 ± 0.0006	5.915 ± 11.144	0.197 ± 0.003	200.425 ± 1.176	0.7	199.026 ± 1.190	6.1	2772.86 ± 8.47
2.8	4.2871	0.0019 ± 0.0002	5.190 ± 16.129	0.158 ± 0.002	179.598 ± 1.751	0.3	179.049 ± 1.751	5.6	2624.80 ± 13.52
3.0	18.6968	0.0014 ± 0.0004	5.322 ± 7.219	0.136 ± 0.001	179.171 ± 0.667	0.2	178.762 ± 0.679	24.6	2622.59 ± 5.26
3.2	5.1406	0.0012 ± 0.0003	5.431 ± 10.190	0.124 ± 0.003	178.413 ± 1.107	0.2	178.071 ± 1.109	6.8	2617.23 ± 8.61
3.4	7.0839	0.0023 ± 0.0008	5.573 ± 19.847	0.102 ± 0.003	179.780 ± 1.809	0.4	179.090 ± 1.823	9.3	2625.12 ± 14.08
*4.0	0.6679	0.0062 ± 0.0014	6.282 ± 29.428	0.128 ± 0.005	169.428 ± 2.480	1.1	167.593 ± 2.480	0.9	2534.07 ± 20.15
*20.0	4.2555	0.0014 ± 0.0005	6.792 ± 8.177	0.125 ± 0.001	163.871 ± 0.847	0.3	163.457 ± 0.857	5.6	2500.16 ± 7.08
<b>PHA-97-N48 Muscovite; J=0.01825610 (Z5447)</b>									
<i>Aliquot: A</i>									
3.0	0.0104	0.5278 ± 0.1458	1.552 ± 665.602	0.259 ± 0.136	130.972 ± 35.226	119.1	-24.995 ± -48.631	0.0	-1099.39 ± -2946.00
3.8	0.0038	0.3851 ± 0.4571	4.613 ± 1129.731	1.220 ± 0.960	251.750 ± 218.535	45.2	137.966 ± 246.192	0.0	2269.73 ± 2304.40
4.2	0.0065	0.4794 ± 0.2312	3.506 ± 368.800	0.200 ± 0.175	141.564 ± 52.082	100.1	-0.101 ± -74.197	0.0	-3.34 ± -2449.30
5.0	0.0066	0.7255 ± 0.4951	2.742 ± 938.427	0.035 ± 0.184	181.684 ± 127.562	118	-32.707 ± -189.447	0.0	-1640.06 ± -15487.00
5.4	0.0075	0.7167 ± 0.4132	2.877 ± 725.957	0.400 ± 0.292	129.782 ± 80.733	163.2	-82.009 ± -141.521	0.0	0.00 ± 0.00
12.0	40.227	0.0008 ± 0.0001	0.002 ± 293.958	0.003 ± 0.000	88.583 ± 0.316	0.3	88.346 ± 0.318	32.4	1732.74 ± 4.01
<i>Aliquot: B</i>									
3.0	46.0863	0.0010 ± 0.0002	2.261 ± 378.362	0.003 ± 0.000	88.938 ± 0.206	0.3	88.644 ± 0.224	37.1	1736.48 ± 2.82
3.5	19.6508	0.0003 ± 0.0005	5.382 ± 316.505	0.003 ± 0.001	88.758 ± 0.488	0.1	88.676 ± 0.523	15.8	1736.89 ± 6.58
*4.0	1.4476	0.0033 ± 0.0015	6.579 ± 859.005	0.005 ± 0.001	90.629 ± 0.787	1.1	89.662 ± 0.964	1.2	1749.25 ± 12.04
12.0	3.4466	0.0000 ± 0.0006	7.037 ± 203.486	0.002 ± 0.001	89.275 ± 0.453	0.0	89.271 ± 0.492	2.8	1744.35 ± 6.16
<b>PHA-97-N48 Biotite; J=0.01822390 (Z5447)</b>									
<i>Aliquot: A</i>									
*2.0	0.1455	0.1515 ± 0.0056	0.172 ± 179.486	0.159 ± 0.007	74.033 ± 1.895	60.5	29.274 ± 1.599	0.3	771.34 ± 34.29
*2.4	0.3748	0.0303 ± 0.0024	0.059 ± 260.698	0.086 ± 0.003	74.221 ± 1.285	12.1	65.266 ± 1.252	0.9	1413.74 ± 18.81
*3.0	3.5964	0.0031 ± 0.0003	0.005 ± 549.052	0.049 ± 0.001	90.064 ± 0.278	1	89.152 ± 0.283	8.4	1740.89 ± 3.54
*3.4	1.6257	0.0047 ± 0.0005	0.016 ± 193.260	0.048 ± 0.002	93.888 ± 0.707	1.5	92.485 ± 0.700	3.8	1782.16 ± 8.57
*3.8	1.0102	0.0058 ± 0.0017	0.019 ± 392.087	0.050 ± 0.002	94.648 ± 0.917	1.8	92.947 ± 1.005	2.4	1787.81 ± 12.27
*4.2	0.5404	0.0086 ± 0.0033	0.036 ± 232.810	0.052 ± 0.002	95.634 ± 1.899	2.7	93.081 ± 2.073	1.3	1789.46 ± 25.28
*5.2	0.5336	0.0173 ± 0.0015	0.044 ± 102.123	0.050 ± 0.002	96.996 ± 1.589	5.3	91.876 ± 1.567	1.2	1774.70 ± 19.27
*12.0	0.6721	0.0136 ± 0.0016	0.024 ± 377.732	0.046 ± 0.002	94.795 ± 1.283	4.2	90.788 ± 1.299	1.6	1761.27 ± 16.09

**Table 2. (cont.)**

Power <sup>a</sup>	Volume <sup>39</sup> Ar x10 <sup>-11</sup> cc	<sup>36</sup> Ar/ <sup>39</sup> Ar	<sup>37</sup> Ar/ <sup>39</sup> Ar	<sup>36</sup> Ar/ <sup>39</sup> Ar	<sup>40</sup> Ar/ <sup>39</sup> Ar	% <sup>40</sup> Ar ATM	* <sup>40</sup> Ar/ <sup>39</sup> Ar	f <sub>39</sub> <sup>b</sup> (%)	Apparent Age Ma <sup>c</sup>
<b>PHA-97-N48 Biotite; J=0.01822390 (Z5447) (cont.)</b>									
<i>Aliquot: B</i>									
*2.4	1.4139	0.0173 ± 0.0013	0.013 ± 367.221	0.049 ± 0.002	77.370 ± 0.583	6.6	72.257 ± 0.663	3.3	1515.78 ± 9.40
*2.9	3.9921	0.0030 ± 0.0003	0.008 ± 177.601	0.042 ± 0.001	88.091 ± 0.677	1	87.209 ± 0.678	9.3	1716.38 ± 8.62
4.0	15.273	0.0013 ± 0.0002	0.005 ± 317.224	0.042 ± 0.002	89.817 ± 0.674	0.4	89.424 ± 0.676	35.6	1744.30 ± 8.46
4.2	6.6377	0.0012 ± 0.0001	0.003 ± 365.383	0.040 ± 0.001	89.708 ± 0.323	0.4	89.341 ± 0.322	15.5	1743.26 ± 4.03
4.3	3.64	0.0014 ± 0.0003	0.004 ± 520.577	0.043 ± 0.001	90.115 ± 0.558	0.5	89.709 ± 0.558	8.5	1747.86 ± 6.96
5.7	2.0101	0.0026 ± 0.0006	0.007 ± 452.409	0.039 ± 0.001	89.537 ± 0.559	0.9	88.768 ± 0.568	4.7	1736.08 ± 7.14
6.6	0.7871	0.0069 ± 0.0011	0.022 ± 290.617	0.045 ± 0.002	89.994 ± 1.028	2.3	87.942 ± 1.013	1.8	1725.67 ± 12.80
12.0	0.655	0.0062 ± 0.0015	0.020 ± 468.781	0.049 ± 0.002	90.719 ± 2.055	2	88.878 ± 2.060	1.5	1737.46 ± 25.85
<b>PHA-97-H487 Biotite; J=0.01819180 (Z5450)</b>									
<i>Aliquot: A</i>									
*2.1	1.4395	0.0102 ± 0.0005	0.018 ± 181.243	0.065 ± 0.003	84.330 ± 0.593	3.6	81.307 ± 0.581	2.3	1637.95 ± 7.69
2.3	2.0434	0.0022 ± 0.0005	0.011 ± 175.174	0.056 ± 0.003	88.969 ± 0.521	0.7	88.331 ± 0.520	3.3	1728.61 ± 6.55
3.1	2.7012	0.0025 ± 0.0006	0.007 ± 462.472	0.056 ± 0.001	88.937 ± 0.571	0.8	88.207 ± 0.590	4.4	1727.05 ± 7.44
3.8	10.2418	0.0007 ± 0.0002	0.003 ± 165.080	0.055 ± 0.001	88.584 ± 0.431	0.2	88.365 ± 0.433	16.6	1729.05 ± 5.45
4.2	5.9446	0.0009 ± 0.0002	0.002 ± 305.680	0.056 ± 0.002	88.689 ± 0.426	0.3	88.425 ± 0.428	9.6	1729.80 ± 5.39
5.0	7.1903	0.0009 ± 0.0002	0.004 ± 154.128	0.053 ± 0.001	88.572 ± 0.524	0.3	88.314 ± 0.525	11.7	1728.41 ± 6.62
5.4	1.9234	0.0024 ± 0.0007	0.007 ± 355.350	0.053 ± 0.001	87.981 ± 0.615	0.8	87.275 ± 0.628	3.1	1715.27 ± 7.97
*6.3	1.4549	0.0050 ± 0.0005	0.017 ± 101.204	0.057 ± 0.002	87.871 ± 0.816	1.7	86.386 ± 0.807	2.4	1703.97 ± 10.30
*6.6	0.3102	0.0275 ± 0.0025	0.064 ± 75.838	0.082 ± 0.005	93.596 ± 2.195	8.7	85.480 ± 2.128	0.5	1692.37 ± 27.34
*12.0	0.4393	0.0095 ± 0.0045	0.021 ± 1029.532	0.057 ± 0.006	90.419 ± 1.911	3.1	87.607 ± 2.247	0.7	1719.48 ± 28.43
<i>Aliquot: B</i>									
*2.2	0.4113	0.0196 ± 0.0022	0.044 ± 209.101	0.065 ± 0.002	78.028 ± 1.325	7.4	72.246 ± 1.311	0.7	1513.81 ± 18.59
*3.0	2.9038	0.0029 ± 0.0005	0.007 ± 286.233	0.052 ± 0.002	86.879 ± 0.360	1	86.009 ± 0.371	4.7	1699.15 ± 4.75
3.3	2.5427	0.0014 ± 0.0006	0.009 ± 120.739	0.052 ± 0.002	88.197 ± 0.779	0.5	87.786 ± 0.790	4.1	1721.74 ± 9.99
*3.8	0.0154	0.0394 ± 0.0645	0.869 ± 379.695	0.306 ± 0.071	59.901 ± 14.594	19.4	48.273 ± 15.487	0.0	1137.13 ± 270.63
4.6	9.465	0.0006 ± 0.0002	0.003 ± 403.093	0.052 ± 0.001	87.583 ± 0.190	0.2	87.394 ± 0.196	15.3	1716.79 ± 2.48
5.1	5.0534	0.0009 ± 0.0002	0.004 ± 539.165	0.051 ± 0.001	87.823 ± 0.385	0.3	87.556 ± 0.387	8.2	1718.84 ± 4.90
5.7	2.1014	0.0018 ± 0.0006	0.007 ± 520.519	0.054 ± 0.003	88.095 ± 0.943	0.6	87.561 ± 0.951	3.4	1718.90 ± 12.04
6.7	4.7912	0.0020 ± 0.0003	0.007 ± 227.033	0.056 ± 0.002	89.423 ± 0.487	0.7	88.821 ± 0.491	7.8	1734.77 ± 6.16
12.0	0.755	0.0071 ± 0.0021	0.014 ± 550.980	0.054 ± 0.001	89.336 ± 1.045	2.4	87.224 ± 1.150	1.2	1714.63 ± 14.60
<b>PHA-97-H487 Hornblende; J=0.01811670 (Z5450)</b>									
<i>Aliquot: A</i>									
*4.0	0.0462	0.4018 ± 0.0303	2.785 ± 169.334	0.233 ± 0.042	357.311 ± 17.055	33.2	238.576 ± 18.270	0.2	3016.25 ± 112.20
*4.4	0.0614	0.2347 ± 0.0156	3.101 ± 66.858	0.246 ± 0.027	159.347 ± 5.943	43.5	90.007 ± 5.967	0.3	1744.96 ± 74.13
*4.9	0.1011	0.0389 ± 0.0103	5.690 ± 85.813	0.375 ± 0.022	111.492 ± 6.301	10.3	100.004 ± 6.423	0.5	1865.08 ± 74.67
*5.1	0.1702	0.0293 ± 0.0063	4.979 ± 39.649	0.332 ± 0.013	122.362 ± 2.893	7.1	113.700 ± 3.012	0.8	2017.65 ± 32.17
*5.3	0.1394	0.0358 ± 0.0057	5.033 ± 44.818	0.326 ± 0.011	101.179 ± 2.884	10.5	90.605 ± 2.656	0.6	1752.38 ± 32.86
5.6	8.9708	0.0011 ± 0.0002	5.220 ± 6.981	0.338 ± 0.002	94.756 ± 0.378	0.3	94.439 ± 3.383	40.9	1799.21 ± 4.63
*6.2	0.2179	0.0221 ± 0.0032	5.535 ± 16.608	0.323 ± 0.008	96.890 ± 1.235	6.7	90.361 ± 0.854	1.0	1749.35 ± 10.58
<i>Aliquot: B</i>									
*4.0	0.0689	0.5128 ± 0.0438	2.444 ± 78.955	0.485 ± 0.033	261.111 ± 13.970	58	109.565 ± 18.605	0.3	1972.94 ± 203.72
5.1	9.9617	0.0019 ± 0.0001	5.327 ± 4.753	0.335 ± 0.003	94.329 ± 0.291	0.6	93.781 ± 0.291	45.4	1791.26 ± 3.53
*5.4	0.3851	0.0134 ± 0.0069	5.066 ± 20.999	0.321 ± 0.005	95.142 ± 0.948	4.2	91.189 ± 2.130	1.8	1759.59 ± 26.25
*5.8	0.264	0.0120 ± 0.0058	4.492 ± 47.801	0.340 ± 0.021	90.338 ± 3.035	3.9	86.797 ± 3.326	1.2	1704.64 ± 42.26
*12.0	1.5386	0.0025 ± 0.0008	5.466 ± 20.202	0.328 ± 0.006	92.527 ± 0.943	0.8	91.785 ± 0.956	7.0	1766.92 ± 11.74
<b>PHA-97-J249 Biotite; J=0.01808450 (Z5451)</b>									
<i>Aliquot: A</i>									
2.0	0.0366	0.2562 ± 0.0358	0.552 ± 210.150	0.213 ± 0.035	99.740 ± 10.166	75.9	24.029 ± 12.499	0.1	651.01 ± 284.26
2.7	1.0926	0.0077 ± 0.0008	0.015 ± 749.746	0.035 ± 0.001	81.655 ± 0.845	2.8	79.370 ± 0.837	1.5	1605.83 ± 11.22
3.0	1.5705	0.0049 ± 0.0005	0.010 ± 406.440	0.030 ± 0.001	86.173 ± 0.525	1.7	84.724 ± 0.512	2.2	1676.16 ± 6.59
3.9	2.2872	0.0060 ± 0.0005	0.008 ± 339.721	0.033 ± 0.001	89.959 ± 0.801	2	88.190 ± 0.804	3.2	1720.27 ± 10.11
4.6	9.1565	0.0010 ± 0.0002	0.003 ± 139.860	0.031 ± 0.001	89.148 ± 0.129	0.3	88.865 ± 0.136	12.7	1728.75 ± 1.70
5.0	2.0023	0.0030 ± 0.0007	0.004 ± 863.168	0.031 ± 0.001	87.851 ± 0.407	1	86.957 ± 0.439	2.8	1704.70 ± 5.57
5.5	1.3804	0.0043 ± 0.0007	0.016 ± 124.321	0.037 ± 0.002	89.045 ± 0.714	1.4	87.789 ± 0.715	1.9	1715.23 ± 9.01
6.5	0.8488	0.0057 ± 0.0019	0.018 ± 404.193	0.035 ± 0.002	90.256 ± 1.428	1.9	88.560 ± 1.498	1.2	1724.92 ± 18.78
12.0	0.4856	0.0108 ± 0.0015	0.026 ± 539.913	0.037 ± 0.002	88.914 ± 1.193	3.6	85.732 ± 1.136	0.7	1689.10 ± 14.54

**Table 2. (cont.)**

Power <sup>a</sup>	Volume <sup>39</sup> Ar x10 <sup>-11</sup> cc	<sup>36</sup> Ar/ <sup>39</sup> Ar	<sup>37</sup> Ar/ <sup>39</sup> Ar	<sup>38</sup> Ar/ <sup>39</sup> Ar	<sup>40</sup> Ar/ <sup>39</sup> Ar	% <sup>40</sup> Ar ATM	* <sup>40</sup> Ar/ <sup>39</sup> Ar	f <sub>39</sub> <sup>b</sup> (%)	Apparent Age Ma <sup>c</sup>
<b>PHA-97-J249 Biotite; J=0.01808450 (Z5451) (cont.)</b>									
<i>Aliquot: B</i>									
*2.1	0.2849	0.0639 ± 0.0037	0.049 ± 345.532	0.063 ± 0.003	71.136 ± 1.565	26.5	52.258 ± 1.626	0.4	1200.26 ± 27.27
*2.4	0.3903	0.0192 ± 0.0025	0.033 ± 760.619	0.040 ± 0.002	65.093 ± 0.824	8.7	59.408 ± 0.837	0.5	1316.36 ± 13.17
*3.0	5.6199	0.0020 ± 0.0003	0.005 ± 131.691	0.032 ± 0.001	87.716 ± 0.341	0.7	87.134 ± 0.347	7.8	1706.94 ± 4.40
3.8	9.6749	0.0009 ± 0.0002	0.002 ± 300.500	0.031 ± 0.001	88.441 ± 0.250	0.3	88.161 ± 0.254	13.4	1719.91 ± 3.19
3.9	4.9264	0.0012 ± 0.0002	0.005 ± 355.675	0.031 ± 0.001	88.497 ± 0.496	0.4	88.146 ± 0.496	6.8	1719.72 ± 6.25
4.6	16.3056	0.0022 ± 0.0002	0.010 ± 94.543	0.031 ± 0.001	88.574 ± 0.466	0.7	87.910 ± 0.469	22.5	1716.75 ± 5.90
5.0	9.3302	0.0006 ± 0.0001	0.010 ± 155.135	0.030 ± 0.001	88.180 ± 0.294	0.2	88.000 ± 0.294	12.9	1717.88 ± 3.71
5.8	6.4458	0.0010 ± 0.0003	0.028 ± 20.809	0.032 ± 0.001	88.369 ± 0.325	0.3	88.072 ± 0.336	8.9	1718.79 ± 4.22
*6.3	0.3264	0.0186 ± 0.0025	0.073 ± 158.812	0.039 ± 0.002	89.955 ± 2.300	6.1	84.445 ± 2.261	0.5	1672.57 ± 29.19
*12.0	0.2446	0.0178 ± 0.0032	0.084 ± 343.587	0.055 ± 0.004	88.702 ± 1.903	5.9	83.446 ± 1.787	0.3	1659.61 ± 23.24
<b>PHA-97-H506 Hornblende; J=0.01802020 (Z5467)</b>									
<i>Aliquot: A</i>									
*3.0	0.0312	2.2520 ± 0.1817	5.170 ± 127.903	1.470 ± 0.138	2239.651 ± 154.530	29.7	1574.181 ± 163.353	0.1	6097.63 ± 180.84
*4.0	0.0375	0.3115 ± 0.0247	2.376 ± 69.168	0.247 ± 0.031	381.483 ± 13.600	24.1	289.429 ± 13.484	0.1	3296.19 ± 70.54
*4.6	0.3432	0.0273 ± 0.0027	3.684 ± 30.505	0.082 ± 0.002	183.856 ± 1.450	4.4	175.798 ± 1.440	0.9	2575.20 ± 11.23
*4.9	0.0276	0.2863 ± 0.0433	6.861 ± 159.629	0.349 ± 0.046	285.008 ± 31.465	29.7	200.417 ± 32.397	0.1	2757.68 ± 228.39
*5.2	2.4155	0.0039 ± 0.0006	5.545 ± 14.855	0.184 ± 0.003	193.800 ± 1.743	0.6	192.639 ± 1.747	6.4	2702.00 ± 12.70
5.3	0.4829	0.0145 ± 0.0025	5.411 ± 40.433	0.169 ± 0.008	189.180 ± 3.890	2.3	184.899 ± 3.918	1.3	2644.83 ± 29.41
5.5	1.2118	0.0045 ± 0.0010	5.378 ± 25.103	0.166 ± 0.004	184.772 ± 1.269	0.7	183.444 ± 1.282	3.2	2633.88 ± 9.69
6.0	1.9906	0.0037 ± 0.0007	5.638 ± 16.223	0.171 ± 0.004	187.596 ± 1.955	0.6	186.511 ± 1.960	5.3	2656.89 ± 14.62
6.6	3.7051	0.0027 ± 0.0004	5.578 ± 16.520	0.161 ± 0.003	186.694 ± 1.884	0.4	185.891 ± 1.885	9.8	2652.26 ± 14.09
12.0	14.1262	0.0021 ± 0.0003	5.955 ± 16.762	0.200 ± 0.003	186.780 ± 1.977	0.3	186.163 ± 1.979	37.4	2654.29 ± 14.77
<i>Aliquot: B</i>									
*3.0	0.0256	0.9029 ± 0.0916	3.351 ± 141.452	1.317 ± 0.145	1562.392 ± 147.776	17.1	1295.576 ± 149.833	0.1	5759.39 ± 200.08
*4.0	0.0333	0.1924 ± 0.0457	1.393 ± 250.267	0.186 ± 0.047	183.850 ± 31.727	30.9	127.004 ± 33.427	0.1	2147.73 ± 330.45
4.6	5.2009	0.0030 ± 0.0003	5.971 ± 9.659	0.219 ± 0.003	188.575 ± 0.601	0.5	187.698 ± 0.604	13.8	2665.72 ± 4.49
4.8	0.8116	0.0067 ± 0.0016	5.839 ± 33.431	0.212 ± 0.007	185.411 ± 3.277	1.1	183.441 ± 3.291	2.2	2633.85 ± 24.85
5.4	1.3365	0.0044 ± 0.0010	6.640 ± 26.968	0.168 ± 0.005	185.463 ± 2.629	0.7	184.158 ± 2.639	3.5	2639.26 ± 19.86
6.2	4.3469	0.0022 ± 0.0004	9.723 ± 10.517	0.109 ± 0.002	185.479 ± 0.844	0.4	184.828 ± 0.848	11.5	2644.29 ± 6.38
6.6	0.5127	0.0125 ± 0.0017	7.992 ± 33.182	0.160 ± 0.005	184.285 ± 3.957	2	180.588 ± 3.953	1.4	2612.18 ± 30.20
*7.4	0.4057	0.0116 ± 0.0018	7.595 ± 28.413	0.207 ± 0.010	194.452 ± 2.227	1.8	191.025 ± 2.180	1.1	2690.23 ± 15.95
*12.0	0.7387	0.0060 ± 0.0013	7.758 ± 21.215	0.163 ± 0.004	184.840 ± 2.249	1	183.076 ± 2.252	2.0	2631.09 ± 17.03
<b>PHA-97-H319 Biotite; J=0.01863640 (Z5468)</b>									
<i>Aliquot: A</i>									
*1.5	12.474	0.0079 ± 0.0009	0.012 ± 204.449	0.007 ± 0.001	82.648 ± 0.392	2.8	80.315 ± 0.473	5.2	1650.75 ± 6.37
*1.7	3.6093	0.0012 ± 0.0005	0.008 ± 87.172	0.003 ± 0.001	86.269 ± 0.955	0.4	85.929 ± 0.965	1.5	1724.82 ± 12.47
*1.9	15.4729	0.0016 ± 0.0002	0.011 ± 101.795	0.003 ± 0.000	85.867 ± 0.421	0.6	85.380 ± 0.423	6.4	1717.70 ± 5.50
*2.2	23.1224	0.0011 ± 0.0001	0.009 ± 65.476	0.003 ± 0.000	86.174 ± 0.550	0.4	86.000 ± 0.551	9.6	1723.92 ± 7.12
2.4	15.3995	0.0012 ± 0.0003	0.015 ± 73.409	0.003 ± 0.001	87.378 ± 0.470	0.4	87.013 ± 0.479	6.4	1738.77 ± 6.14
2.6	28.3529	0.0007 ± 0.0002	0.015 ± 44.815	0.003 ± 0.000	87.552 ± 0.473	0.3	87.333 ± 0.478	11.7	1742.87 ± 6.11
2.8	7.0522	0.0006 ± 0.0001	0.005 ± 149.717	0.002 ± 0.000	87.530 ± 0.572	0.2	87.364 ± 0.571	2.9	1743.26 ± 7.31
3.4	12.2727	0.0009 ± 0.0004	0.011 ± 302.455	0.004 ± 0.000	87.225 ± 0.536	0.3	86.959 ± 0.546	5.1	1738.08 ± 7.01
20.0	7.6935	0.0008 ± 0.0002	0.007 ± 150.221	0.003 ± 0.000	86.560 ± 0.294	0.3	86.318 ± 0.298	3.2	1729.84 ± 3.84
<i>Aliquot: B</i>									
*1.3	1.0538	0.0753 ± 0.0017	0.030 ± 224.521	0.026 ± 0.001	90.926 ± 0.913	24.5	68.682 ± 1.002	0.4	1486.89 ± 14.78
*1.5	12.4842	0.0025 ± 0.0004	0.007 ± 230.881	0.006 ± 0.000	84.478 ± 0.367	0.9	83.741 ± 0.386	5.2	1696.31 ± 5.07
1.7	3.2686	0.0017 ± 0.0005	0.008 ± 237.837	0.004 ± 0.000	87.493 ± 0.627	0.6	86.986 ± 0.636	1.4	1738.43 ± 8.16
1.9	12.5001	0.0016 ± 0.0003	0.012 ± 47.568	0.005 ± 0.000	87.429 ± 0.562	0.5	86.965 ± 0.567	5.2	1738.16 ± 7.27
2.2	24.3219	0.0013 ± 0.0001	0.012 ± 70.034	0.003 ± 0.000	87.795 ± 0.297	0.4	87.405 ± 0.298	10.1	1743.80 ± 3.81
2.4	7.8696	0.0009 ± 0.0002	0.004 ± 171.266	0.003 ± 0.000	87.252 ± 0.251	0.3	86.987 ± 0.257	3.3	1738.44 ± 3.30
2.8	15.1019	0.0014 ± 0.0005	0.021 ± 42.121	0.003 ± 0.001	87.166 ± 0.550	0.5	86.753 ± 0.566	6.2	1735.43 ± 7.27
3.4	17.8079	0.0013 ± 0.0002	0.011 ± 156.052	0.002 ± 0.000	87.457 ± 0.693	0.5	87.059 ± 0.696	7.4	1739.35 ± 8.91
20.0	22.2172	0.0015 ± 0.0003	0.007 ± 309.144	0.003 ± 0.000	87.027 ± 0.622	0.5	86.571 ± 0.627	9.2	1733.09 ± 8.06
<b>PHA-97-H521 Biotite; J=0.01857320 (Z5471)</b>									
<i>Aliquot: A</i>									
*2.0	0.0846	0.2558 ± 0.0161	0.263 ± 136.451	0.125 ± 0.014	134.614 ± 6.808	56.2	59.012 ± 7.614	0.1	1335.12 ± 121.72
2.6	3.7008	0.0016 ± 0.0004	0.025 ± 79.773	0.009 ± 0.001	86.904 ± 0.478	0.6	86.425 ± 0.486	3.7	1727.43 ± 6.25
3.8	9.687	0.0005 ± 0.0002	0.015 ± 86.462	0.007 ± 0.000	86.933 ± 0.474	0.2	86.778 ± 0.476	9.6	1731.97 ± 6.10
*4.6	6.5006	0.0008 ± 0.0002	0.160 ± 30.551	0.013 ± 0.000	90.031 ± 0.748	0.3	89.796 ± 0.749	6.4	1770.28 ± 9.41
5.0	5.9753	0.0008 ± 0.0002	0.021 ± 121.391	0.007 ± 0.000	86.395 ± 0.330	0.3	86.145 ± 0.333	5.9	1723.82 ± 4.30
5.8	7.5522	0.0010 ± 0.0002	0.045 ± 21.816	0.007 ± 0.000	86.285 ± 0.144	0.3	85.993 ± 0.152	7.5	1721.86 ± 1.96
12.0	7.2982	0.0016 ± 0.0002	1.182 ± 10.279	0.009 ± 0.000	85.925 ± 0.318	0.6	85.444 ± 0.320	7.2	1714.78 ± 4.13

**Table 2. (cont.)**

Power <sup>a</sup>	Volume <sup>39</sup> Ar x10 <sup>-11</sup> cc	<sup>36</sup> Ar/ <sup>39</sup> Ar	<sup>37</sup> Ar/ <sup>39</sup> Ar	<sup>38</sup> Ar/ <sup>39</sup> Ar	<sup>40</sup> Ar/ <sup>39</sup> Ar	% <sup>40</sup> Ar ATM	* <sup>40</sup> Ar/ <sup>39</sup> Ar	t <sub>39</sub> <sup>b</sup> (%)	Apparent Age Ma <sup>c</sup>
<b>PHA-97-H521 Biotite; J=0.01857320 (Z5471) (cont.)</b>									
<i>Aliquot: B</i>									
*2.1	0.351	0.3384 ± 0.0094	0.064 ± 138.001	0.040 ± 0.008	155.171 ± 3.566	64.4	55.165 ± 4.448	0.4	1272.55 ± 73.63
*2.3	0.5676	0.0506 ± 0.0018	0.030 ± 180.978	0.011 ± 0.003	85.397 ± 0.930	17.5	70.431 ± 0.956	0.6	1509.01 ± 13.89
3.0	7.9597	0.0026 ± 0.0003	0.009 ± 75.036	0.009 ± 0.000	86.162 ± 0.304	0.9	85.393 ± 0.314	7.9	1714.11 ± 4.07
3.8	11.0516	0.0009 ± 0.0002	0.006 ± 73.290	0.008 ± 0.000	86.125 ± 0.409	0.3	85.847 ± 0.411	10.9	1719.98 ± 5.31
4.4	8.2889	0.0015 ± 0.0002	0.006 ± 40.404	0.007 ± 0.000	86.455 ± 0.388	0.5	86.008 ± 0.392	8.2	1722.07 ± 5.06
5.1	8.2919	0.0008 ± 0.0001	0.008 ± 67.192	0.008 ± 0.000	85.889 ± 0.569	0.3	85.652 ± 0.570	8.2	1717.46 ± 7.37
5.8	16.1607	0.0014 ± 0.0002	0.012 ± 121.006	0.009 ± 0.000	86.726 ± 0.536	0.5	86.320 ± 0.540	16.0	1726.08 ± 6.94
6.5	6.76	0.0013 ± 0.0002	0.017 ± 38.924	0.009 ± 0.001	86.257 ± 0.501	0.4	85.881 ± 0.505	6.7	1720.42 ± 6.52
12.0	0.8566	0.0095 ± 0.0010	0.334 ± 45.979	0.013 ± 0.002	87.760 ± 1.882	3.2	84.965 ± 1.879	0.9	1708.55 ± 24.41
<b>PHA-97-H418 Hornblende; J=0.01848480 (Z5475)</b>									
<i>Aliquot: A</i>									
*3.0	0.0983	0.2905 ± 0.0158	1.287 ± 49.445	0.399 ± 0.024	718.217 ± 11.503	12	632.377 ± 12.085	0.8	4583.79 ± 31.76
4.0	0.0989	0.0836 ± 0.0089	1.060 ± 101.956	0.080 ± 0.023	210.608 ± 8.415	11.7	185.906 ± 8.343	0.8	2687.84 ± 62.71
4.7	0.4339	0.0129 ± 0.0028	5.716 ± 29.744	0.077 ± 0.002	187.115 ± 2.678	2	183.295 ± 2.722	3.7	2668.10 ± 20.69
*5.0	3.177	0.0032 ± 0.0005	7.065 ± 13.740	0.087 ± 0.002	198.291 ± 1.378	0.5	197.336 ± 1.385	27.1	2771.78 ± 9.94
5.1	1.571	0.0038 ± 0.0019	6.815 ± 19.299	0.078 ± 0.002	179.521 ± 2.088	0.6	178.393 ± 2.151	13.4	2630.47 ± 16.70
5.3	0.5962	0.0079 ± 0.0017	6.598 ± 23.102	0.084 ± 0.002	176.259 ± 2.348	1.3	173.923 ± 2.357	5.1	2595.44 ± 18.65
5.5	0.3601	0.0139 ± 0.0028	6.851 ± 39.550	0.082 ± 0.008	179.294 ± 2.793	2.3	175.172 ± 2.810	3.1	2605.30 ± 22.11
6.0	0.1938	0.0419 ± 0.0046	6.633 ± 18.910	0.088 ± 0.007	180.901 ± 1.795	6.8	168.513 ± 1.712	1.7	2552.12 ± 13.88
12.0	2.623	0.0022 ± 0.0010	7.955 ± 9.612	0.085 ± 0.001	186.845 ± 1.106	0.3	186.202 ± 1.143	22.3	2690.06 ± 8.58
<i>Aliquot: B</i>									
*3.0	0.0674	0.2389 ± 0.0167	1.258 ± 101.614	0.824 ± 0.049	1027.150 ± 47.890	6.9	956.546 ± 47.961	0.6	5281.57 ± 85.62
*4.0	0.0741	0.2761 ± 0.0218	0.736 ± 89.436	0.167 ± 0.015	227.916 ± 11.572	35.8	146.333 ± 12.681	0.6	2362.77 ± 114.15
*4.7	0.127	0.0423 ± 0.0084	0.808 ± 55.086	0.117 ± 0.006	150.238 ± 3.700	8.3	137.752 ± 3.869	1.1	2283.83 ± 36.39
*4.9	0.0934	0.0535 ± 0.0168	1.983 ± 69.090	0.116 ± 0.008	142.465 ± 3.905	11.1	126.643 ± 5.539	0.8	2176.22 ± 55.29
*5.1	0.0327	0.1971 ± 0.0317	2.336 ± 134.537	0.198 ± 0.031	156.968 ± 15.023	37.1	98.720 ± 15.458	0.3	1873.46 ± 182.48
*5.3	0.0583	0.0558 ± 0.0146	2.636 ± 55.836	0.105 ± 0.025	138.795 ± 6.123	11.9	122.304 ± 5.712	0.5	2132.37 ± 58.41
*5.5	0.1351	0.0538 ± 0.0056	4.821 ± 39.912	0.141 ± 0.009	245.386 ± 3.262	6.5	229.479 ± 3.991	1.2	2988.82 ± 19.09
7.5	1.4601	0.0026 ± 0.0010	6.910 ± 17.516	0.097 ± 0.003	188.573 ± 1.979	0.4	187.791 ± 1.992	12.4	2701.95 ± 14.86
12.0	0.5423	0.0145 ± 0.0016	8.062 ± 17.827	0.096 ± 0.004	180.942 ± 1.806	2.4	176.649 ± 1.588	4.6	2616.88 ± 12.41
<b>PHA-97-N50a Biotite; J=0.01858680 (Z4796)</b>									
<i>Aliquot: A</i>									
*2.0	0.026	0.5247 ± 0.0823	0.586 ± 484.063	0.158 ± 0.058	194.570 ± 28.878	79.7	39.528 ± 36.176	0.0	993.77 ± 699.30
*2.3	0.0067	0.8753 ± 0.1897	3.128 ± 340.051	0.410 ± 0.227	229.553 ± 50.201	112.7	-29.095 ± -62.374	0.0	-1404.01 ± -4554.60
*3.1	4.6074	0.0031 ± 0.0002	0.020 ± 25.989	0.027 ± 0.001	80.090 ± 0.529	1.1	79.175 ± 0.530	6.2	1632.47 ± 7.19
3.8	4.3204	0.0012 ± 0.0003	0.009 ± 288.809	0.025 ± 0.000	85.266 ± 0.394	0.4	84.912 ± 0.398	5.9	1708.68 ± 5.19
3.9	7.4751	0.0010 ± 0.0002	0.004 ± 217.916	0.027 ± 0.001	85.810 ± 0.478	0.4	85.500 ± 0.481	10.1	1716.31 ± 6.23
4.2	2.1252	0.0025 ± 0.0006	0.016 ± 310.626	0.026 ± 0.001	86.048 ± 0.874	0.8	85.320 ± 0.881	2.9	1713.98 ± 11.43
5.0	9.261	0.0007 ± 0.0002	0.005 ± 166.974	0.027 ± 0.001	85.039 ± 0.383	0.3	84.824 ± 0.386	12.6	1707.53 ± 5.02
5.6	3.6391	0.0017 ± 0.0003	0.011 ± 118.194	0.027 ± 0.001	85.797 ± 0.336	0.6	85.286 ± 0.340	4.9	1713.54 ± 4.41
6.4	2.8459	0.0026 ± 0.0004	0.011 ± 267.231	0.025 ± 0.001	86.130 ± 0.786	0.9	85.352 ± 0.790	3.9	1714.38 ± 10.24
12.0	12.2531	0.0006 ± 0.0001	0.004 ± 156.762	0.025 ± 0.001	85.446 ± 0.242	0.2	85.283 ± 0.243	16.6	1713.50 ± 3.15
<i>Aliquot: B</i>									
*2.0	0.4386	0.0224 ± 0.0030	0.041 ± 304.859	0.047 ± 0.004	69.619 ± 1.763	9.5	63.014 ± 1.862	0.6	1398.70 ± 28.76
*2.8	3.9543	0.0019 ± 0.0004	0.005 ± 234.936	0.024 ± 0.001	84.328 ± 0.275	0.7	83.763 ± 0.287	5.4	1693.67 ± 3.77
3.1	4.2493	0.0022 ± 0.0004	0.011 ± 96.408	0.024 ± 0.001	86.291 ± 0.748	0.8	85.635 ± 0.750	3.3	1718.06 ± 9.70
3.8	6.2023	0.0008 ± 0.0002	0.004 ± 503.557	0.020 ± 0.000	85.778 ± 0.277	0.3	85.555 ± 0.278	8.4	1717.02 ± 3.60
3.9	2.0875	0.0024 ± 0.0004	0.005 ± 988.614	0.021 ± 0.001	86.464 ± 0.612	0.8	85.749 ± 0.611	2.8	1719.53 ± 7.89
4.4	3.2631	0.0020 ± 0.0003	0.008 ± 131.662	0.023 ± 0.000	84.999 ± 0.644	0.7	84.421 ± 0.645	4.4	1702.28 ± 8.41
5.0	4.3466	0.0010 ± 0.0003	0.005 ± 436.661	0.022 ± 0.001	85.849 ± 0.463	0.4	85.541 ± 0.467	5.9	1716.84 ± 6.05
5.8	2.5838	0.0027 ± 0.0005	0.011 ± 175.677	0.024 ± 0.001	85.623 ± 0.642	0.9	84.834 ± 0.652	3.5	1707.67 ± 8.49
6.1	0.8691	0.0053 ± 0.0012	0.025 ± 346.237	0.030 ± 0.002	86.405 ± 2.358	1.8	84.852 ± 2.361	1.2	1707.90 ± 30.71
12.0	1.0453	0.0052 ± 0.0012	0.015 ± 439.298	0.025 ± 0.001	86.141 ± 0.530	1.8	84.613 ± 0.574	1.4	1704.79 ± 7.48
<b>PHA-97-H418 Biotite; J=0.01854540 (Z5475)</b>									
<i>Aliquot: A</i>									
*2.1	0.3282	0.1785 ± 0.0052	0.227 ± 38.575	0.161 ± 0.011	133.894 ± 2.351	39.4	81.157 ± 2.677	0.7	1656.75 ± 35.75
*2.6	1.4962	0.0092 ± 0.0010	0.122 ± 32.503	0.046 ± 0.003	96.090 ± 0.972	2.8	93.378 ± 0.999	3.2	1813.00 ± 12.24
3.0	6.5359	0.0018 ± 0.0003	0.063 ± 26.227	0.028 ± 0.001	102.356 ± 0.443	0.5	101.836 ± 0.450	13.8	1913.73 ± 5.21
3.8	11.2999	0.0017 ± 0.0003	0.064 ± 28.506	0.025 ± 0.001	102.368 ± 0.365	0.5	101.876 ± 0.378	23.8	1914.20 ± 4.38
*4.6	1.7038	0.0030 ± 0.0007	0.117 ± 58.169	0.024 ± 0.001	101.644 ± 0.837	0.9	100.747 ± 0.844	3.6	1901.07 ± 9.84
*5.0	1.1423	0.0040 ± 0.0011	0.245 ± 55.598	0.028 ± 0.001	99.553 ± 0.971	1.2	98.380 ± 0.999	2.4	1873.25 ± 11.82
*5.9	1.0219	0.0095 ± 0.0008	0.799 ± 42.825	0.026 ± 0.001	94.172 ± 0.673	3	91.371 ± 0.659	2.2	1788.26 ± 8.18
*6.2	0.9424	0.0049 ± 0.0017	1.916 ± 32.602	0.031 ± 0.001	94.223 ± 0.830	1.5	92.786 ± 0.925	2.0	1805.74 ± 11.37
*12.0	1.0467	0.0059 ± 0.0014	1.611 ± 30.195	0.033 ± 0.001	98.532 ± 0.857	1.8	96.801 ± 0.914	2.2	1854.45 ± 10.93

**Table 2. (cont.)**

Power <sup>a</sup>	Volume <sup>39</sup> Ar x10 <sup>-11</sup> cc	<sup>36</sup> Ar/ <sup>39</sup> Ar	<sup>37</sup> Ar/ <sup>39</sup> Ar	<sup>38</sup> Ar/ <sup>39</sup> Ar	<sup>40</sup> Ar/ <sup>39</sup> Ar	% <sup>40</sup> Ar ATM	* <sup>40</sup> Ar/ <sup>39</sup> Ar	$t_{39}^b$ (%)	Apparent Age Ma <sup>c</sup>
<b>PHA-97-H418 Biotite; J=0.01854540 (Z5475) (cont.)</b>									
<i>Aliquot: B</i>									
*2.0	0.2179	0.1109 ± 0.0048	0.237 ± 62.673	0.106 ± 0.006	105.001 ± 2.332	31.2	72.230 ± 2.399	0.5	1533.40 ± 34.31
*2.5	0.6042	0.0134 ± 0.0016	0.231 ± 68.712	0.048 ± 0.002	78.289 ± 0.801	5.1	74.329 ± 0.808	1.3	1563.17 ± 11.37
3.4	13.0217	0.0017 ± 0.0003	0.049 ± 59.084	0.027 ± 0.001	104.834 ± 0.522	0.5	104.330 ± 0.528	27.4	1942.39 ± 6.02
3.8	3.5968	0.0013 ± 0.0004	0.041 ± 38.866	0.022 ± 0.001	105.064 ± 0.510	0.4	104.676 ± 0.515	7.6	1946.33 ± 5.86
*5.3	2.4883	0.0017 ± 0.0007	0.556 ± 21.231	0.024 ± 0.001	101.322 ± 0.743	0.5	100.820 ± 0.761	5.2	1901.93 ± 8.87
*5.4	1.0082	0.0056 ± 0.0010	1.049 ± 21.534	0.028 ± 0.001	100.478 ± 0.914	1.7	98.820 ± 0.920	2.1	1878.45 ± 10.86
*6.1	0.3138	0.0140 ± 0.0048	1.234 ± 26.692	0.046 ± 0.002	105.581 ± 1.815	3.9	101.438 ± 2.129	0.7	1909.12 ± 24.73
*12.0	0.7163	0.0103 ± 0.0010	0.940 ± 54.706	0.027 ± 0.001	100.144 ± 0.875	3	97.106 ± 0.838	1.5	1858.09 ± 10.01
<b>AM98-7116A Hornblende; J=0.01835500 (Z5472)</b>									
<i>Aliquot A</i>									
*2.5	0.0285	0.4690 ± 0.0986	11.856 ± 282.558	3.915 ± 0.771	1589.184 ± 295.014	8.7	1450.600 ± 296.285	0.1	5987.35 ± 355.15
*3.0	0.034	0.7488 ± 0.0886	108.871 ± 162.796	4.376 ± 0.457	4640.077 ± 465.601	4.8	4418.820 ± 466.186	0.1	7952.52 ± 188.02
*3.5	0.0216	0.4142 ± 0.0657	64.115 ± 163.089	3.424 ± 0.368	2028.659 ± 208.539	6	1906.256 ± 209.040	0.1	6464.49 ± 192.34
*3.9	0.0702	0.1475 ± 0.0167	19.014 ± 106.730	1.380 ± 0.085	380.717 ± 22.586	11.5	337.121 ± 22.769	0.2	3558.40 ± 104.90
*4.1	0.0258	0.0783 ± 0.0681	19.423 ± 89.815	1.550 ± 0.141	316.042 ± 18.527	7.3	292.902 ± 25.099	0.1	3342.23 ± 130.34
*4.2	2.6656	0.0076 ± 0.0006	22.513 ± 13.733	0.675 ± 0.008	250.604 ± 2.263	0.9	248.355 ± 2.267	8.2	3094.64 ± 13.51
*4.3	0.809	0.0073 ± 0.0015	22.556 ± 37.744	0.591 ± 0.012	223.921 ± 2.828	1	221.760 ± 2.843	2.5	2928.82 ± 18.56
4.6	6.6719	0.0013 ± 0.0004	22.795 ± 6.192	0.340 ± 0.003	163.025 ± 0.549	0.2	162.634 ± 0.558	20.6	2494.30 ± 4.64
5.1	1.4308	0.0033 ± 0.0011	22.581 ± 10.578	0.347 ± 0.005	159.413 ± 0.644	0.6	158.453 ± 0.700	4.4	2459.22 ± 5.93
*5.6	0.1621	0.0143 ± 0.0065	22.822 ± 47.038	0.393 ± 0.013	153.413 ± 2.380	2.8	149.192 ± 2.508	0.5	2379.00 ± 22.21
12.0	0.9625	0.0027 ± 0.0012	24.151 ± 13.808	0.454 ± 0.007	160.020 ± 0.650	0.5	159.228 ± 0.681	3.0	2465.77 ± 5.75
<i>Aliquot: B</i>									
*3.0	0.0389	0.3745 ± 0.0667	45.854 ± 172.788	2.985 ± 0.351	728.236 ± 83.009	15.2	617.581 ± 85.010	0.1	4532.80 ± 228.20
*3.9	0.0475	0.2196 ± 0.0347	33.210 ± 128.108	2.432 ± 0.199	915.306 ± 72.277	7.1	850.415 ± 72.762	0.2	5069.46 ± 145.06
*4.2	0.0567	0.1425 ± 0.0300	13.150 ± 98.847	1.074 ± 0.059	399.171 ± 17.840	10.5	357.062 ± 19.285	0.2	3648.00 ± 84.55
*4.4	0.049	0.0505 ± 0.0331	12.763 ± 145.335	0.553 ± 0.056	246.167 ± 20.537	6.1	231.254 ± 22.015	0.2	2989.77 ± 139.00
*4.6	2.5262	0.0031 ± 0.0007	21.513 ± 16.847	0.358 ± 0.004	183.859 ± 1.401	0.5	182.944 ± 1.412	7.8	2655.67 ± 10.73
5.0	8.429	0.0042 ± 0.0008	21.819 ± 23.128	0.391 ± 0.007	167.848 ± 1.244	0.7	166.614 ± 1.265	26.0	2527.08 ± 10.33
12.0	8.335	0.0068 ± 0.0005	22.116 ± 15.532	0.367 ± 0.006	168.824 ± 1.203	1.2	166.803 ± 1.214	25.8	2528.61 ± 9.90
<b>BH98-9059 Biotite; J=0.01850750 (Z5473)</b>									
<i>Aliquot: A</i>									
*2.2	8.6597	0.0856 ± 0.0007	0.036 ± 142.083	0.054 ± 0.002	91.112 ± 0.367	27.7	65.831 ± 0.418	3.1	1437.45 ± 6.29
*2.4	2.1776	0.0098 ± 0.0004	0.037 ± 92.502	0.053 ± 0.002	85.405 ± 0.629	3.4	82.500 ± 0.625	0.8	1672.36 ± 8.26
*2.6	15.6112	0.0041 ± 0.0006	0.024 ± 465.053	0.054 ± 0.001	89.137 ± 0.325	1.3	87.939 ± 0.372	5.7	1742.84 ± 4.73
*2.8	5.6599	0.0043 ± 0.0003	0.017 ± 238.283	0.056 ± 0.001	91.316 ± 0.451	1.4	90.053 ± 0.460	2.1	1769.51 ± 5.76
3.0	15.1987	0.0045 ± 0.0004	0.031 ± 175.680	0.057 ± 0.001	92.803 ± 0.518	1.4	91.461 ± 0.529	5.5	1787.06 ± 6.56
3.2	5.7236	0.0036 ± 0.0004	0.036 ± 196.075	0.055 ± 0.001	92.079 ± 0.335	1.2	91.007 ± 0.350	2.1	1781.41 ± 4.36
3.4	19.9604	0.0037 ± 0.0008	0.043 ± 122.044	0.051 ± 0.001	91.345 ± 0.974	1.2	90.263 ± 0.999	7.2	1772.13 ± 12.50
3.6	4.5854	0.0019 ± 0.0005	0.015 ± 443.501	0.053 ± 0.001	91.774 ± 0.648	0.6	91.206 ± 0.659	1.7	1783.89 ± 8.19
3.8	8.1949	0.0012 ± 0.0002	0.021 ± 98.096	0.053 ± 0.001	91.593 ± 0.378	0.4	91.231 ± 0.380	3.0	1784.20 ± 4.72
4.2	23.565	0.0014 ± 0.0004	0.029 ± 203.830	0.053 ± 0.001	92.539 ± 0.591	0.4	92.127 ± 0.603	8.5	1795.29 ± 7.45
*12.0	35.023	0.0015 ± 0.0002	0.060 ± 57.663	0.062 ± 0.001	95.092 ± 0.350	0.5	94.646 ± 0.356	12.7	1826.11 ± 4.31
<i>Aliquot: B</i>									
*2.4	3.3105	0.1823 ± 0.0014	0.080 ± 44.521	0.054 ± 0.001	122.861 ± 0.544	43.9	68.984 ± 0.685	1.2	1484.30 ± 10.04
*2.6	8.0474	0.0100 ± 0.0004	0.051 ± 27.943	0.056 ± 0.001	88.135 ± 0.385	3.3	85.191 ± 0.402	2.9	1707.58 ± 5.21
*2.8	2.7779	0.0084 ± 0.0008	0.042 ± 342.127	0.055 ± 0.001	89.876 ± 0.570	2.8	87.403 ± 0.607	1.0	1736.01 ± 7.74
*3.0	15.7326	0.0051 ± 0.0004	0.036 ± 200.811	0.057 ± 0.001	90.279 ± 0.674	1.7	88.765 ± 0.683	5.7	1753.31 ± 8.64
*3.2	5.1873	0.0046 ± 0.0006	0.022 ± 201.105	0.053 ± 0.000	89.673 ± 0.479	1.5	88.715 ± 0.505	1.9	1747.61 ± 6.40
3.4	20.1784	0.0021 ± 0.0002	0.026 ± 417.604	0.051 ± 0.000	90.733 ± 0.536	0.7	90.100 ± 0.540	7.3	1770.10 ± 6.75
3.6	6.6539	0.0025 ± 0.0003	0.038 ± 42.684	0.052 ± 0.001	91.216 ± 0.574	0.8	90.464 ± 0.578	2.4	1774.65 ± 7.22
3.9	11.657	0.0018 ± 0.0001	0.027 ± 74.564	0.052 ± 0.001	91.093 ± 0.410	0.6	90.561 ± 0.411	4.2	1775.85 ± 5.13
4.4	18.5672	0.0014 ± 0.0005	0.042 ± 163.959	0.053 ± 0.001	91.725 ± 0.272	0.5	91.310 ± 0.307	6.7	1785.18 ± 3.81
12.0	39.5654	0.0015 ± 0.0002	0.078 ± 17.139	0.056 ± 0.001	92.608 ± 0.261	0.5	92.164 ± 0.270	14.3	1795.75 ± 3.33
<b>BH98-9059 Hornblende; J=0.01849550 (Z5473)</b>									
<i>Aliquot: A</i>									
*2.5	0.0661	0.1437 ± 0.0203	3.196 ± 60.989	0.641 ± 0.060	1516.492 ± 40.260	2.8	1474.024 ± 40.477	0.0	6028.48 ± 47.80
*3.0	0.1686	0.0492 ± 0.0153	8.061 ± 67.469	0.426 ± 0.019	910.394 ± 32.312	1.6	895.850 ± 32.582	0.1	5170.82 ± 61.89
*3.5	0.4721	0.0104 ± 0.0027	2.840 ± 46.324	0.181 ± 0.009	130.566 ± 0.847	2.4	127.478 ± 1.002	0.2	2185.27 ± 9.61
*3.9	1.8427	0.0031 ± 0.0008	2.864 ± 36.686	0.130 ± 0.003	131.786 ± 0.946	0.7	130.856 ± 0.964	0.8	2218.52 ± 9.46
4.2	82.8254	0.0008 ± 0.0002	4.497 ± 15.468	0.048 ± 0.001	157.684 ± 0.703	0.2	157.434 ± 0.707	36.8	2460.79 ± 6.03
*4.6	2.206	0.0027 ± 0.0007	4.587 ± 26.099	0.062 ± 0.001	144.268 ± 2.000	0.6	143.458 ± 2.006	1.0	2337.46 ± 18.32
*4.8	0.4194	0.0054 ± 0.0038	4.912 ± 50.576	0.059 ± 0.003	145.980 ± 1.284	1.1	144.374 ± 1.569	0.2	2345.81 ± 14.27
*5.0	0.443	0.0042 ± 0.0035	5.637 ± 34.437	0.093 ± 0.004	144.857 ± 0.994	0.9	143.615 ± 1.285	0.2	2338.89 ± 11.73
*5.6	0.1979	0.0187 ± 0.0083	5.545 ± 78.348	0.080 ± 0.013	132.684 ± 2.112	4.2	127.171 ± 2.906	0.1	2182.21 ± 28.92
*12.0	3.0513	0.0008 ± 0.0004	4.848 ± 19.659	0.056 ± 0.001	120.954 ± 0.949	0.2	120.712 ± 0.952	1.4	2116.74 ± 9.83

**Table 2. (cont.)**

Power <sup>a</sup>	Volume <sup>39</sup> Ar x10 <sup>-11</sup> cc	<sup>36</sup> Ar/ <sup>39</sup> Ar	<sup>37</sup> Ar/ <sup>39</sup> Ar	<sup>38</sup> Ar/ <sup>39</sup> Ar	<sup>40</sup> Ar/ <sup>39</sup> Ar	% <sup>40</sup> Ar ATM	* <sup>40</sup> Ar/ <sup>39</sup> Ar	f <sub>39</sub> <sup>b</sup> (%)	Apparent Age Ma <sup>c</sup>
<b>BH98-9059 Hornblende; J=0.01849550 (Z5473) (cont.)</b>									
<i>Aliquot: B</i>									
*3.0	0.175	0.1126 ± 0.0079	7.552 ± 54.861	0.658 ± 0.023	2291.389 ± 70.392	1.5	2258.127 ± 70.408	0.1	6775.70 ± 54.94
*3.5	0.3443	0.0101 ± 0.0032	3.744 ± 27.301	0.225 ± 0.004	212.065 ± 1.148	1.4	209.082 ± 1.250	0.2	2854.98 ± 8.57
*3.9	1.3024	0.0052 ± 0.0012	4.548 ± 32.749	0.167 ± 0.005	267.402 ± 2.825	0.6	265.869 ± 2.837	0.6	3207.50 ± 16.00
*4.1	8.4993	0.0019 ± 0.0007	4.803 ± 40.298	0.092 ± 0.002	204.011 ± 2.922	0.3	203.440 ± 2.932	3.8	2815.87 ± 20.53
*4.2	4.2609	0.0008 ± 0.0003	4.840 ± 18.650	0.069 ± 0.001	159.065 ± 1.128	0.2	158.822 ± 1.128	1.9	2472.60 ± 9.56
*4.3	6.748	0.0006 ± 0.0003	4.789 ± 11.136	0.047 ± 0.001	153.621 ± 0.582	0.1	153.433 ± 0.586	3.0	2426.34 ± 5.09
4.5	34.0842	0.0007 ± 0.0003	4.456 ± 10.629	0.049 ± 0.001	157.163 ± 0.535	0.1	156.963 ± 0.540	15.2	2456.77 ± 4.62
*12.0	11.2565	0.0014 ± 0.0007	4.624 ± 33.374	0.052 ± 0.001	152.141 ± 1.833	0.3	151.727 ± 1.843	5.0	2411.45 ± 16.16
<i>Aliquot: C</i>									
*3.0	0.1623	0.1160 ± 0.0160	16.455 ± 51.867	0.454 ± 0.018	1137.211 ± 37.297	3	1102.943 ± 37.555	0.1	5526.62 ± 58.56
*3.5	0.1592	0.0365 ± 0.0101	22.548 ± 39.006	0.228 ± 0.016	241.474 ± 4.375	4.5	230.700 ± 4.999	0.1	2997.41 ± 31.68
*3.9	0.1546	0.0517 ± 0.0072	5.692 ± 67.748	0.218 ± 0.023	173.898 ± 6.686	8.8	158.613 ± 6.779	0.1	2470.82 ± 57.51
*4.2	2.8789	0.0025 ± 0.0009	6.602 ± 19.831	0.684 ± 0.008	152.655 ± 1.163	0.5	151.905 ± 1.188	1.3	2413.01 ± 10.41
4.6	57.9184	0.0009 ± 0.0009	4.838 ± 26.846	0.080 ± 0.001	157.556 ± 0.567	0.2	157.298 ± 0.631	25.8	2459.64 ± 5.38
*12.0	5.1702	0.0017 ± 0.0004	4.720 ± 13.600	0.121 ± 0.001	140.621 ± 0.626	0.4	140.121 ± 0.635	2.3	2306.72 ± 5.89
<b>CS-96-1302 Hornblende; J=0.01831060 (Z5977)</b>									
<i>Aliquot: A</i>									
*2.5	0.0461	2.0182 ± 0.1471	93.114 ± 108.325	57.792 ± 4.003	4858.097 ± 333.492	12.3	4261.713 ± 336.121	0.1	7883.71 ± 140.49
*3.0	0.0581	1.1368 ± 0.0331	1498.412 ± 43.544	26.280 ± 0.600	1747.712 ± 36.221	19.2	1411.785 ± 34.885	0.1	5936.01 ± 42.93
*3.5	0.0561	0.4101 ± 0.0450	566.504 ± 117.674	13.575 ± 0.845	420.931 ± 26.299	28.8	299.741 ± 29.021	0.1	3373.71 ± 147.76
*3.9	4.3682	0.0044 ± 0.0007	43.800 ± 11.368	28.819 ± 0.215	205.005 ± 1.515	0.6	203.693 ± 1.530	10.8	2803.34 ± 10.68
*4.2	11.8418	0.0038 ± 0.0005	36.567 ± 12.163	29.182 ± 0.231	195.411 ± 1.487	0.6	194.283 ± 1.494	29.3	2736.39 ± 10.84
4.4	0.8137	0.0098 ± 0.0012	37.328 ± 22.123	30.479 ± 0.411	189.775 ± 2.538	1.5	186.885 ± 2.538	2.0	2681.95 ± 18.96
4.6	1.5767	0.0063 ± 0.0009	35.776 ± 17.037	29.665 ± 0.329	186.178 ± 2.044	1	184.309 ± 2.053	3.9	2662.60 ± 15.50
5.0	0.4192	0.0247 ± 0.0027	50.865 ± 22.994	26.455 ± 0.398	191.969 ± 2.758	3.8	184.659 ± 2.794	1.0	2665.24 ± 21.06
5.8	0.3983	0.0157 ± 0.0035	49.475 ± 19.791	27.129 ± 0.306	189.996 ± 2.094	2.4	185.364 ± 2.232	1.0	2670.55 ± 16.78
*12.0	1.3037	0.0058 ± 0.0007	44.891 ± 19.854	29.043 ± 0.362	190.290 ± 2.365	0.9	188.564 ± 2.366	3.2	2694.45 ± 17.56
<i>Aliquot: B</i>									
*3.0	0.1453	1.7413 ± 0.0718	872.306 ± 68.734	71.302 ± 2.435	4703.558 ± 159.143	10.9	4189.003 ± 157.088	0.4	7853.06 ± 66.78
*3.8	0.7724	0.0529 ± 0.0040	141.731 ± 6.876	23.032 ± 0.110	291.454 ± 1.033	5.4	275.820 ± 1.542	1.9	3247.61 ± 8.42
*4.0	1.8574	0.0033 ± 0.0012	60.125 ± 13.183	24.428 ± 0.177	195.301 ± 1.402	0.5	194.341 ± 1.438	4.6	2736.81 ± 10.42
*4.2	1.2688	0.0101 ± 0.0012	59.789 ± 13.612	25.217 ± 0.203	239.682 ± 1.919	1.2	236.696 ± 1.941	3.1	3020.26 ± 12.02
*4.4	0.5759	0.0148 ± 0.0020	60.170 ± 10.073	27.460 ± 0.151	225.875 ± 1.120	1.9	221.500 ± 1.174	1.4	2923.61 ± 7.66
*4.6	9.6582	0.0048 ± 0.0008	48.547 ± 18.404	27.282 ± 0.308	196.119 ± 2.200	0.7	194.702 ± 2.216	23.9	2739.42 ± 16.03
5.0	1.0226	0.0072 ± 0.0011	52.824 ± 14.868	26.007 ± 0.256	187.419 ± 1.788	1.1	185.302 ± 1.799	2.5	2670.09 ± 13.53
5.8	0.7007	0.0121 ± 0.0018	60.842 ± 7.519	24.788 ± 0.092	189.205 ± 0.692	1.9	185.631 ± 0.770	1.7	2672.56 ± 5.78
*12.0	3.4981	0.0025 ± 0.0004	61.102 ± 12.329	25.738 ± 0.195	191.498 ± 1.436	0.4	190.769 ± 1.440	8.7	2710.73 ± 10.59
<p><sup>a</sup> - As measured by laser in % of full nominal power (10W).  <sup>b</sup> - Fraction <sup>39</sup>Ar as percent of total run.  <sup>c</sup> - Errors are analytical only and do not reflect error in irradiation parameter J.  <sup>d</sup> - Nominal J-value, referenced to PP-20 (Hb3gr)=1072 Ma (Roddick, 1983).  - Step not included in plateau or inverse isotope-correlation age determination.  All uncertainties quoted at 2σ level</p>									



**Table 3.** Summary of  $^{40}\text{Ar}$ - $^{39}\text{Ar}$  results.

Sample	Mineral	Integrated age <sup>a</sup>	"Plateau age" <sup>b</sup>	Correlation age <sup>c</sup> (MSWD) <sup>f</sup>	Best estimate <sup>d</sup> $^{40}\text{Ar}$ - $^{39}\text{Ar}$	U-Pb age <sup>e</sup>
<b>Kaminak Belt</b>						
PHA-97-H506	Hornblende	2669 ± 15	2652 ± 15	2654 ± 14 (7.5)	2652 ± 14	2679 <sup>+3</sup> <sub>-2</sub>
PHA-97-H161	Hornblende	2681 ± 14	2623 ± 15	2622 ± 14 (0.6)	2623 ± 14	2679 <sup>+3</sup> <sub>-2</sub>
PHA-97-H418	Hornblende	2743 ± 15	2660 ± 15	2646 ± 15 (54.8)	2660 ± 15	2681 ± 1
	Biotite	1904 ± 12	1914±12 & 1943±13	NC	1943 ± 13 <sup>M</sup>	2681 ± 1
PHA-97-H524	Biotite	1980 ± 12	NC	NC	2084 ± 11 <sup>M</sup>	2679 <sup>+3</sup> <sub>-2</sub>
PHA-97-H521	Biotite	1723 ± 11	1722 ± 11	1721 ± 11 (4.1)	1722 ± 11	ca. 2679
<b>Yathkyed belt</b>						
CS-96-1302	Hornblende	2901 ± 16	2670 ± 16	2630 ± 78 (73.5)	2630 ± 78 <sup>M</sup>	ca. 2692
YD97-7116a	Hornblende	2662 ± 15	2513 ± 14	2485 ± 14 (72.2)	2513 ± 14	ca. 2692
YD97-9059	Hornblende	2493 ± 14	2460 ± 14	2459 ± 14 (0.7)	2460 ± 14	ca. 2692
	Biotite	1768 ± 11	1785 ± 11	1785 ± 11 (9.8)	1785 ± 11	ca. 2692
<b>Intervening domain</b>						
PHA-97-H487	Hornblende	1797 ± 12	1795 ± 12	NC	1795 ± 12	ca. 2680
	Biotite	1720 ± 11	1725 ± 11	1722 ± 11 (6.0)	1725 ± 11	ca. 2680
PHA-97-N48c	Muscovite	1736 ± 11	1736 ± 11	1737 ± 11 (4.0)	1736 ± 11	ca. 2680
	Biotite	1732 ± 12	1743 ± 12	1742 ± 12 (2.6)	1743 ± 12	ca. 2680
PHA-97-J249	Biotite	1711 ± 11	1718 ± 11	1719 ± 11 (0.3)	1718 ± 11	ca. 2680
PHA-97-H348	Biotite	1707 ± 11	1718 ± 11	1722 ± 11 (2.8)	1718 ± 11	ca. 2680
PHA-97-H479	Hornblende	1772 ± 12	1754 ± 12	1748 ± 11 (5.9)	1754 ± 12	ca. 1830
	Biotite	1721 ± 11	1727 ± 11	1727 ± 11 (10.0)	1727 ± 11	ca. 1830
PHA-97-H319	Biotite	1728 ± 11	1739 ± 11	1738 ± 11 (3.1)	1739 ± 11	ca. 1830
PHA-97-N50a	Biotite	1705 ± 11	1713 ± 11	1713 ± 11 (2.3)	1713 ± 11	1827 ± 3
<p>a – Total-gas integrated age (equivalent to K-Ar age).  b – Plateau age or "pseudo-plateau" age (see text).  c – Inverse isotope correlation age.  d – Best estimate <math>^{40}\text{Ar}</math>-<math>^{39}\text{Ar}</math> age. Those marked with a superscript M are maximum ages.  e – U-Pb zircon or monazite age (known or inferred; Davis et al., 2000).  f – MSWD is the mean square of the weighted deviates. The majority of these correlation ages would be considered to define errorchrons. All ages are quoted in Ma. NC means not calculated.</p>						