

## HOUSING INFORMATION MONTHLY

Introduction and Definitions

Volume A: Starts, Completions, and Under Construction (Canada, Provincial, CMA and Large CA Levels)

Volume B: Seasonally-Adjusted Starts (Canada and Provincial)

Volume C: Quarterly Starts, Completions, and Under Construction (Canada and Provincial) (Available at end of Quarter)

Volume D: Apartment Starts and Completions (Canada, Provincial, CMA and Large CA)

Volume E: Starts and Completions by Intended Market (Canada and Provincial)

Volume F: Starts and Completions by Intended Market (CMA and Large CA)

Volume G: Market and Social Housing Starts, Completions, and Under Construction (Canada and Provincial)

Volume H: Starts, Completions, and Under Construction (Census Subdivision)

Volume I: Market Absorption Statistics (Canada, Provincial, CMA and Large CA)

Volume J: Market Absorption Statistics (Census Subdivision)

Volume K: Rental Market Statistics (Canada, Provincial, CMA, CA, and Cities 10,000+) (November only)

## BULLETIN MENSUEL D'INFORMATION SUR LE LOGEMENT

Introduction et définitions

Volume A: Logement mis en chantiers, achevés, et en construction (Canada, par province, RMR et grandes AR)

Volume B: Logements mis en chantier, données désaisonnalisées annualisées (Canada et par province)

Volume C: Logements mis en chantier, achevés, et en construction, par trimestre (Canada et par province) ( Disponible à la fin du trimestre)

Volume D: Appartements mis en chantier et achevés (Canada, par province, RMR, et grandes AR)

Volume E: Logement mis en chantiers et achevés, par marché visé (Canada et par province)

Volume F: Logements mis en chantiers et achevés, par marché visé (RMR et grandes AR)

Volume G: Logements sociaux et du marché mis en chantier, achevés, et en construction (Canada et par province)

Volume H: Logements mis en chantiers, achevés, et en construction (Subdivision de recensement)

Volume I: Statistiques d'écoulement sur le marché (Canada, par province, RMR, et grandes AR).

Volume J: Statistiques d'écoulement sur le marché (Subdivision de recensement)

Volume K: Statistiques sur les logements locatifs (Canada, par province, RMR, AR, et villes de 10 000 habitants et plus) ( Seulement disponible en novembre)



HOUSING

INFORMATION

MONTHLY

VOLUME A

STARTS, COMPLETIONS AND  
UNDER CONSTRUCTION (CANADA,  
PROVINCIAL, CMA, AND LARGE CA)

FEBRUARY 2003



BULLETIN

MENSUEL

D'INFORMATION

SUR LE LOGEMENT

VOLUME A

LOGEMENTS MIS EN CHANTIER,  
ACHEVÉS, ET EN CONSTRUCTION  
(CANADA, PAR PROVINCE, RMR, ET  
GRANDES AR)

FÉVRIER 2003

MARKET ANALYSIS CENTRE

CENTRE D'ANALYSE DE MARCHÉ



Canada

Get this publication earlier! Switch your current hardcopy subscription to e-mailed PDF. Contact CMHC at (613) 748-2006 or by e-mail at [Market\\_Analysis\\_Centre@cmhc-schl.gc.ca](mailto:Market_Analysis_Centre@cmhc-schl.gc.ca) to get your copy sent to you by e-mail.

Obtenez votre copie plus rapidement avec la distribution par courriel! Contactez le (613)748-2006 ou [centre\\_d'analyse\\_de\\_marche@cmhc-schl.gc.ca](mailto:centre_d'analyse_de_marche@cmhc-schl.gc.ca) pour les détails.

©2003, Canada Mortgage and Housing Corporation  
ISSN 1192-7984 Printed in Canada  
Electronic Product # 61504BBE

©2003, Société canadienne d'hypothèques et de logement  
ISSN 1192-7984 Imprimé au Canada  
Numéro de produit électronique 61504BBE

# HOUSING INFORMATION MONTHLY

## VOLUME A

### STARTS, COMPLETIONS AND UNDER CONSTRUCTION (CANADA, PROVINCIAL, CMA, AND LARGE CA)

FEBRUARY 2003

#### Housing Starts

Table A1-1 A1-2: Provincial Starts and  
Completions by Dwelling Type (Centres  
10,000+)

Table A2-1 A2-2: Provincial Starts,  
Completions, and Under Construction by  
Dwelling Type (Centres 50,000+)

Table A3: Provincial Starts, Completions,  
and Under Construction by Dwelling Type  
(Centres 10,000+) (Available Quarterly)

Table A4-1: Starts and Completions by  
Dwelling Type (CMA)

Table A4-2: Starts and Completions by  
Dwelling Type (Large CA)

Table A5-1: Under Construction by  
Dwelling Type (CMA)

Table A5-2: Under Construction by  
Dwelling Type (Large CA)

Table A6-1: Cumulative Starts and  
Completions by Dwelling Type (CMA)

Table A6-2: Cumulative Starts and  
Completions by Dwelling Type (Large CA)

# BULLETIN MENSUEL D'INFORMATION SUR LE LOGEMENT

## VOLUME A

### LOGEMENTS MIS EN CHANTIER, ACHEVÉS, ET EN CONSTRUCTION (CANADA, PAR PROVINCE, RMR, ET GRANDES AR)

FÉVRIER 2003

#### Mis en chantier

Tableau A1-1 A1-2: Logements mis en  
chantier et achevés, par type, par  
province (Les centres de 10 000 habitants  
et plus)

Tableau A2-1 A2-2: Logements mis en  
chantier, achevés, et en construction par  
type, par province (Les centres de 50 000  
habitants et plus)

Tableau A3: Logements mis en chantier,  
achevés, et en construction par type, par  
province (Les centres de 10 000 habitants  
et plus) (Disponible trimestriellement)

Tableau A4-1: Logements mis en chantier  
et achevés, par type (RMR)

Tableau A4-2: Logements mis en chantier  
et achevés, par type (grandes AR)

Tableau A5-1: Logements en construction,  
par type

Tableau A5-2: Logements en construction,  
par type (grandes AR)

Tableau A6-1: Logements mis en chantier  
et achevés (cumulatif), par type (RMR)

Tableau A6-2: Logements mis en chantier  
et achevés (cumulatif), par type (grandes  
AR)

\*2003 data based on 2001 final Census Definitions. 2002 data based on 2001 preliminary Census Definitions. /  
Les données de 2003 sont fondées sur les définitions finales du recensement de 2001. Les données de 2002 sont  
fondées sur les définitions préliminaires du recensement de 2001.

# HOUSING INFORMATION MONTHLY

VOLUME A

GEOGRAPHIC CHANGES BASED ON  
THE FINAL 2001 CENSUS  
DEFINITIONS.

FEBRUARY 2003

Chicoutimi-Jonquière CMA name changed to  
Saguenay CMA.

Saint-Jean-sur-Richelieu CA name changed to  
Saint-Jean-Iberville CA.

The CA's of Saint-Hyacinthe, Rimouski and  
Courtenay went from a Centre of 50,000+  
population to a Centre of 10,000 to 49,999  
population.

# BULLETIN MENSUEL D'INFORMATION SUR LE LOGEMENT

VOLUME A

CHANGEMENTS GÉOGRAPHIQUES  
FONDÉES SUR LES DÉFINITIONS  
FINALES DU RECENSEMENT DE 2001.

FÉVRIER 2003

Le nom de la RMR de Chicoutimi-Jonquière a été  
changé à la RMR de Saguenay.

Le nom de l'AR de Saint-Jean-sur-Richelieu a été  
changé à l'AR de Saint-Jean-Iberville.

Les AR de Saint-Hyacinthe, Rimouski et Courtenay  
ont passées d'un centre de 50 000 habitants et plus  
à un centre de 10 000 à 49 999 habitants.

## **HOUSING STARTS UP 34.3 PER CENT IN FEBRUARY**

The seasonally adjusted annual rate of housing starts in Canada in February was 246,100 units which is 34.3 per cent higher than the January 2003 revised rate of 183,200 units.

The seasonally adjusted annual rate of urban single starts increased 6.1 per cent to 103,800 units in February from 97,800 units in January while urban multiple starts increased 89.3 per cent to an annual rate of 120,600 units in February from 63,700 units in January. Rural starts in February were estimated at an annual rate of 21,700 units.

Estimated actual urban housing starts for the first two months of 2003 were 11.4 per cent higher than for the same period of 2002 (23,034 units compared with 20,672 units). The single-detached market increased 6.3 per cent while multiples increased 16 per cent.

---

\* The SAAR is a monthly figure that is adjusted to remove normal seasonal variation and multiplied by 12 to reflect annual levels.

## **LES MISES EN CHANTIER D'HABITATIONS AUGMENTENT DE 34,3 % EN FÉVRIER**

Le nombre désaisonnalisé annualisé de mises en chantier d'habitations au Canada a augmenté de 34,3 % en février; il est passé de 183 200 (chiffre révisé), en janvier, à 246 100, le mois suivant.

Toujours en données désaisonnalisées annualisées, les mises en chantier de maisons individuelles dans les centres urbains ont augmenté de 6,1 % pour se fixer à 103 800 en février, contre 97 800 en janvier, tandis que celles de logements collectifs en milieu urbain ont grimpé de 89,3 %, passant de 63 700 à 120 600. En février, on estimait à 21 700 le nombre désaisonnalisé annualisé de mises en chantier dans les régions rurales.

Le nombre réel estimatif de mises en chantier d'habitations en milieu urbain pour les deux premiers mois de 2003 est supérieur de 11,4 % à celui enregistré à la même période en 2002 (23 034, comparativement à 20 672). Le marché des maisons individuelles a progressé de 6,3 %, et celui des logements collectifs, de 16,3 %.

---

\* DDA : Données mensuelles corrigées des variations saisonnières normales et exprimées sur une échelle annuelle en les multipliant par 12.

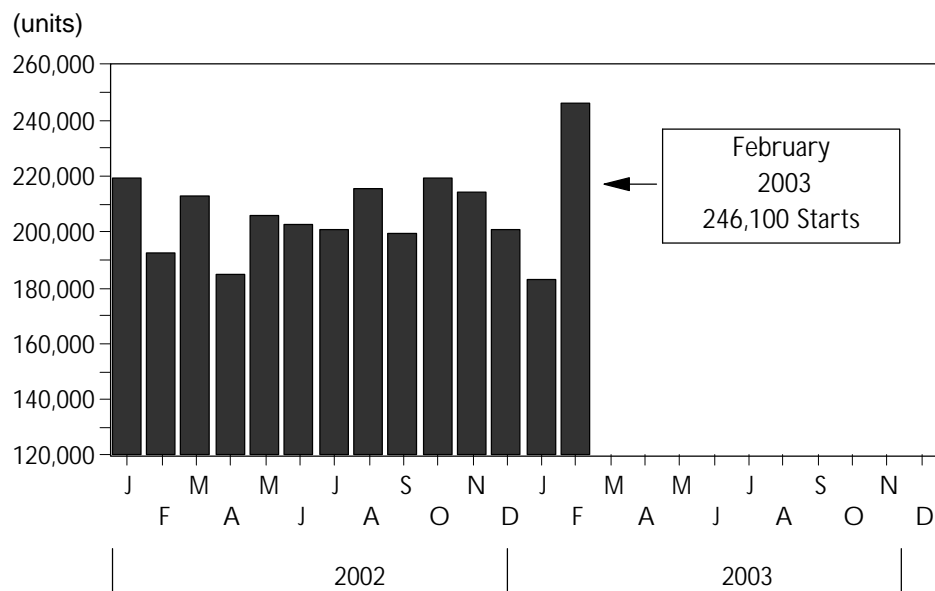


**Housing starts**  
**Actual and Seasonally Adjusted Annual Rates**

| Province  | January Estimated |         | February Estimated |         |
|---|-------------------|---------|--------------------|---------|
|   | Actual            | SAAR    | Actual             | SAAR    |
| Newfoundland                                    | 36                | 1,100   | 33                 | 1,700   |
| Prince Edward Island                            | 21                | 600     | 9                  | 500     |
| Nova Scotia                                     | 124               | 2,200   | 178                | 4,700   |
| New Brunswick                                   | 144               | 2,400   | 60                 | 2,100   |
| Quebec  | 2,180             | 38,100  | 1,965              | 37,500  |
| Ontario   | 3,810             | 64,900  | 6,707              | 114,800 |
| Manitoba  | 140               | 2,500   | 113                | 2,000   |
| Saskatchewan                                    | 196               | 3,000   | 115                | 2,000   |
| Alberta   | 1,812             | 28,100  | 2,580              | 36,100  |
| British Columbia                                | 1,222             | 18,600  | 1,589              | 23,000  |
| Total (+10,000 pop.)                            | 9,685             | 161,500 | 13,349             | 224,400 |
| Other area estimates<br>(Less than 10,000 pop.) | 747               | 21,700  | 778                | 21,700  |
| Canada  | 10,432            | 183,200 | 14,127             | 246,100 |

### Seasonally Adjusted Housing Starts

January 2002 to February 2003



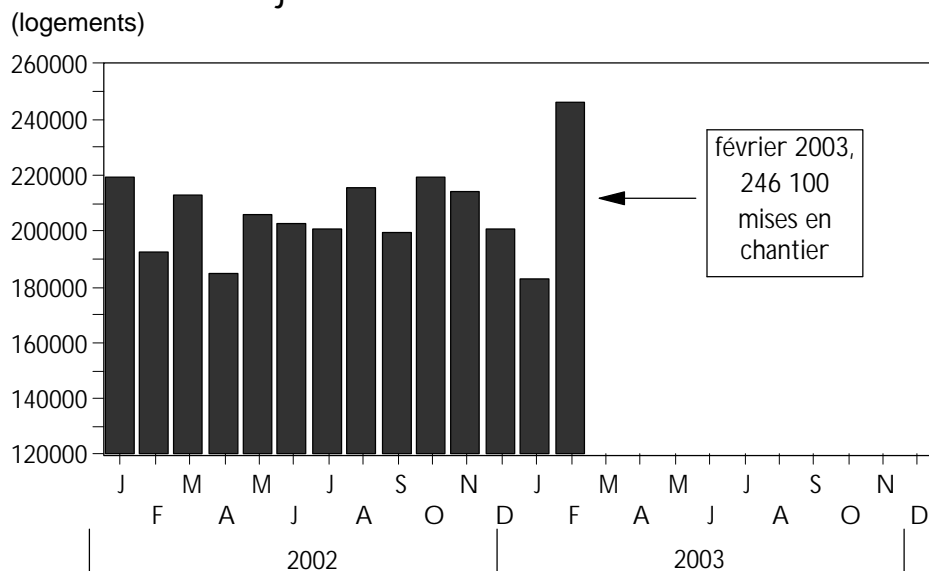
Source: CMHC



**Mises en chantier données réelles et  
Données Désaisonnalisées annualisées (DDA)**

| Province   | Données estimatives de janvier |         | Données estimatives de février |         |
|--|--------------------------------|---------|--------------------------------|---------|
|  | Réelles                        | DDA     | Réelles                        | DDA     |
| Terre-Neuve  | 36                             | 1 100   | 33                             | 1 700   |
| Île-du-Prince-Édouard  | 21                             | 600     | 9                              | 500     |
| Nouvelle-Écosse  | 124                            | 2 200   | 178                            | 4 700   |
| Nouveau-Brunswick  | 144                            | 2 400   | 60                             | 2 100   |
| Québec   | 2 180                          | 38 100  | 1 965                          | 37 500  |
| Ontario  | 3 810                          | 64 900  | 6 707                          | 114 800 |
| Manitoba   | 140                            | 2 500   | 113                            | 2 000   |
| Saskatchewan   | 196                            | 3 000   | 115                            | 2 000   |
| Alberta  | 1 812                          | 28 100  | 2 580                          | 36 100  |
| Colombie-Britannique   | 1 222                          | 18 600  | 1 589                          | 23 000  |
| Total (agglomérations comptant plus de 10 000 habitants)                 | 9 685                          | 161 500 | 13 349                         | 224 400 |
| Estimations pour les autres régions (comptant moins de 10 000 habitants) | 747                            | 21 700  | 778                            | 21 700  |
| Canada   | 10 432                         | 183 200 | 14 127                         | 246 100 |

**Mises en chantier désaisonnalisées  
de janvier 2002 à février 2003**



Source: SCHL

Table A1-1 - Tableau A1-1

Provincial Starts and Completions by Dwelling Type (Centres 10 000+)

Logements mis en chantier et achevés, par type, par province (Centres de 10 000 habitants et plus)

February 2003 - février 2003

|                          |                      | Singles<br>Individuels | Multiplés    | Total         |
|--------------------------|----------------------|------------------------|--------------|---------------|
| Starts / Mis en chantier | Nfld.Lab./T.-N.-L.   | 19                     | 14           | 33            |
|                          | P.E.I./Î.-P.-É.      | 9                      | -            | 9             |
|                          | N.S./N.-É.           | 83                     | 95           | 178           |
|                          | N.B./N.-B.           | 54                     | 6            | 60            |
|                          | Que./Qc              | 875                    | 1,090        | 1,965         |
|                          | Ont./Ont.            | 2,026                  | 4,681        | 6,707         |
|                          | Man./Man.            | 110                    | 3            | 113           |
|                          | Sask./Sask.          | 66                     | 49           | 115           |
|                          | Alta/Alb.            | 1,429                  | 1,151        | 2,580         |
|                          | B.C./C.-B.           | 825                    | 764          | 1,589         |
|                          | <b>Canada</b>        | <b>5,496</b>           | <b>7,853</b> | <b>13,349</b> |
|                          | Completion / Achevés | Nfld.Lab./T.-N.-L.     | 92           | 13            |
| P.E.I./Î.-P.-É.          |                      | 20                     | 2            | 22            |
| N.S./N.-É.               |                      | 180                    | 131          | 311           |
| N.B./N.-B.               |                      | 164                    | 85           | 249           |
| Que./Qc                  |                      | 764                    | 570          | 1,334         |
| Ont./Ont.                |                      | 2,651                  | 2,213        | 4,864         |
| Man./Man.                |                      | 69                     | 76           | 145           |
| Sask./Sask.              |                      | 115                    | 73           | 188           |
| Alta/Alb.                |                      | 1,543                  | 1,045        | 2,588         |
| B.C./C.-B.               |                      | 701                    | 461          | 1,162         |
| <b>Canada</b>            |                      | <b>6,299</b>           | <b>4,669</b> | <b>10,968</b> |

Table A1-2 - Tableau A1-2

Cumulative Provincial Starts and Completions by Dwelling Type (Centres 10 000+)

Logements mis en chantier et achevés par type (cumulatifs), par province (Centres de 10 000 habitants et plus)

January - February 2003 - janvier - février 2003

|                          |                      | Singles<br>Individuels | Multiplés     | Total         |
|--------------------------|----------------------|------------------------|---------------|---------------|
| Starts / Mis en chantier | Nfld.Lab./T.-N.-L.   | 50                     | 19            | 69            |
|                          | P.E.I./Î.-P.-É.      | 17                     | 13            | 30            |
|                          | N.S./N.-É.           | 177                    | 125           | 302           |
|                          | N.B./N.-B.           | 131                    | 73            | 204           |
|                          | Que./Qc              | 1,573                  | 2,572         | 4,145         |
|                          | Ont./Ont.            | 4,089                  | 6,428         | 10,517        |
|                          | Man./Man.            | 204                    | 49            | 253           |
|                          | Sask./Sask.          | 133                    | 178           | 311           |
|                          | Alta/Alb.            | 2,798                  | 1,594         | 4,392         |
|                          | B.C./C.-B.           | 1,573                  | 1,238         | 2,811         |
|                          | <b>Canada</b>        | <b>10,745</b>          | <b>12,289</b> | <b>23,034</b> |
|                          | Completion / Achevés | Nfld.Lab./T.-N.-L.     | 152           | 32            |
| P.E.I./Î.-P.-É.          |                      | 48                     | 8             | 56            |
| N.S./N.-É.               |                      | 348                    | 147           | 495           |
| N.B./N.-B.               |                      | 342                    | 191           | 533           |
| Que./Qc                  |                      | 1,872                  | 1,474         | 3,346         |
| Ont./Ont.                |                      | 5,767                  | 4,409         | 10,176        |
| Man./Man.                |                      | 139                    | 79            | 218           |
| Sask./Sask.              |                      | 211                    | 105           | 316           |
| Alta/Alb.                |                      | 2,957                  | 1,809         | 4,766         |
| B.C./C.-B.               |                      | 1,668                  | 1,148         | 2,816         |
| <b>Canada</b>            |                      | <b>13,504</b>          | <b>9,402</b>  | <b>22,906</b> |

Table A2-1 - Tableau A2-1

Provincial Starts, Completions, Under Construction by Dwelling Type (Centres 50 000+)

Logements mis en chantier, achevés, et en construction, par type, par province (Centres de 50 000 habitants et plus)

February 2003 - février 2003

|   |                    | Singles<br>Individuels | Semis<br>Jumelés | Row<br>En bande | Apartment and<br>Other<br>Appartements et<br>autres | Total          |
|---|--------------------|------------------------|------------------|-----------------|---|----------------|
| Starts / Mis en chantier                | Nfld.Lab./T.-N.-L. | 19                     | -                | 8               | 6   | 33             |
|   | P.E.I./Î.-P.-É.    | 3                      | -                | -               | -   | 3              |
|   | N.S./N.-É.         | 73                     | 14               | -               | 80  | 167            |
|   | N.B./N.-B.         | 46                     | 2                | 4               | -   | 52             |
|   | Que./Qc            | 824                    | 82               | 18              | 906   | 1,830          |
|   | Ont./Ont.          | 1,984                  | 366              | 707             | 3,571   | 6,628          |
|   | Man./Man.          | 101                    | 2                | -               | -   | 103            |
|   | Sask./Sask.        | 61                     | 2                | 42              | -   | 105            |
|   | Alta/Alb.          | 1,344                  | 116              | 206             | 812   | 2,478          |
|   | B.C./C.-B.         | 708                    | 81               | 157             | 479   | 1,425          |
|   | <b>Canada</b>      | <b>5,163</b>           | <b>665</b>       | <b>1,142</b>    | <b>5,854</b>  | <b>12,824</b>  |
| Completion / Achevés                    | Nfld.Lab./T.-N.-L. | 82                     | 2                | -               | 6   | 90             |
|   | P.E.I./Î.-P.-É.    | 12                     | 2                | -               | -   | 14             |
|   | N.S./N.-É.         | 146                    | 6                | 22              | 99  | 273            |
|   | N.B./N.-B.         | 146                    | 18               | 4               | 59  | 227            |
|   | Que./Qc            | 630                    | 44               | 35              | 436   | 1,145          |
|   | Ont./Ont.          | 2,588                  | 522              | 627             | 1,057   | 4,794          |
|   | Man./Man.          | 52                     | -                | -               | 72  | 124            |
|   | Sask./Sask.        | 92                     | 2                | 33              | 30  | 157            |
|   | Alta/Alb.          | 1,347                  | 132              | 97              | 740   | 2,316          |
|   | B.C./C.-B.         | 559                    | 35               | 130             | 242   | 966            |
|   | <b>Canada</b>      | <b>5,654</b>           | <b>763</b>       | <b>948</b>      | <b>2,741</b>  | <b>10,106</b>  |
| Under Construction / En<br>construction | Nfld.Lab./T.-N.-L. | 424                    | 22               | 47              | 92  | 585            |
|   | P.E.I./Î.-P.-É.    | 52                     | 10               | -               | 67  | 129            |
|   | N.S./N.-É.         | 526                    | 96               | 90              | 1,169   | 1,881          |
|   | N.B./N.-B.         | 321                    | 60               | 30              | 610   | 1,021          |
|   | Que./Qc            | 4,635                  | 500              | 457             | 9,630   | 15,222         |
|   | Ont./Ont.          | 16,819                 | 2,395            | 6,495           | 24,013  | 49,722         |
|   | Man./Man.          | 737                    | 12               | 8               | 197   | 954            |
|   | Sask./Sask.        | 520                    | 60               | 232             | 498   | 1,310          |
|   | Alta/Alb.          | 8,096                  | 1,258            | 1,437           | 7,957   | 18,748         |
|   | B.C./C.-B.         | 4,174                  | 654              | 1,567           | 8,022   | 14,417         |
|   | <b>Canada</b>      | <b>36,304</b>          | <b>5,067</b>     | <b>10,363</b>   | <b>52,255</b>                                       | <b>103,989</b> |

Table A2-2 - Tableau A2-2

## Provincial Starts and Completions by Dwelling Type (Cumulative)

Logements mis en chantier et achevés, par type, par province (cumulatif)

Centres 50 000+ - Centres de 50 000 habitants et plus

January - February 2003 - janvier - février 2003

|                          |                    | Singles Individuels | Semis Jumelés | Row En bande | Apartment and Other Appartements et autres | Total         |
|--------------------------|--------------------|---------------------|---------------|--------------|--|---------------|
| Starts / Mis en chantier | Nfld.Lab./T.-N.-L. | 44                  | -             | 13           | 6  | 63            |
|                          | P.E.I./Î.-P.-É.    | 10                  | 2             | -            | 11   | 23            |
|                          | N.S./N.-É.         | 155                 | 30            | 8            | 84   | 277           |
|                          | N.B./N.-B.         | 115                 | 10            | 8            | 55   | 188           |
|                          | Que./Qc            | 1,462               | 132           | 51           | 2,219                                      | 3,864         |
|                          | Ont./Ont.          | 3,960               | 618           | 1,507        | 4,224                                      | 10,309        |
|                          | Man./Man.          | 188                 | 6             | -            | 40   | 234           |
|                          | Sask./Sask.        | 124                 | 2             | 42           | 123  | 291           |
|                          | Alta/Alb.          | 2,588               | 234           | 378          | 927  | 4,127         |
|                          | B.C./C.-B.         | 1,354               | 150           | 313          | 702  | 2,519         |
|                          | <b>Canada</b>      | <b>10,000</b>       | <b>1,184</b>  | <b>2,320</b> | <b>8,391</b>                               | <b>21,895</b> |
| Completion / Achevés     | Nfld.Lab./T.-N.-L. | 132                 | 2             | 4            | 16   | 154           |
|                          | P.E.I./Î.-P.-É.    | 34                  | 8             | -            | -  | 42            |
|                          | N.S./N.-É.         | 280                 | 16            | 22           | 99   | 417           |
|                          | N.B./N.-B.         | 304                 | 26            | 9            | 147  | 486           |
|                          | Que./Qc            | 1,606               | 144           | 91           | 1,107                                      | 2,948         |
|                          | Ont./Ont.          | 5,601               | 898           | 1,554        | 1,909                                      | 9,962         |
|                          | Man./Man.          | 106                 | -             | -            | 72   | 178           |
|                          | Sask./Sask.        | 166                 | 2             | 52           | 34   | 254           |
|                          | Alta/Alb.          | 2,546               | 300           | 182          | 1,139                                      | 4,167         |
|                          | B.C./C.-B.         | 1,316               | 87            | 261          | 664  | 2,328         |
|                          | <b>Canada</b>      | <b>12,091</b>       | <b>1,483</b>  | <b>2,175</b> | <b>5,187</b>                               | <b>20,936</b> |

Table A4-1 - Tableau A4-1

Starts and Completions by Dwelling Type - Logements mis en chantier et achevés, par type

Census Metropolitan Areas - Régions métropolitaines de recensement

February 2003 - février 2003

|                            | Starts / Mis en chantier |               |              |                               |               | Completion / Achevés |               |              |                               |               |
|----------------------------|--------------------------|---------------|--------------|-------------------------------|---------------|----------------------|---------------|--------------|-------------------------------|---------------|
|                            | Singles Individuels      | Semis Jumelés | Row En bande | Apt. and Other App. et autres | Total         | Singles Individuels  | Semis Jumelés | Row En bande | Apt. and Other App. et autres | Total         |
| Abbotsford                 | 36                       | -             | -            | 32                            | 68            | 23                   | -             | -            | 8                             | 31            |
| Calgary                    | 786                      | 54            | 119          | 772                           | 1,731         | 716                  | 66            | 52           | 681                           | 1,515         |
| Edmonton                   | 457                      | 58            | 65           | 40                            | 620           | 497                  | 54            | 14           | 59                            | 624           |
| Greater Sudbury            | -                        | -             | -            | -                             | -             | 20                   | -             | -            | -                             | 20            |
| Halifax                    | 73                       | 12            | -            | 80                            | 165           | 146                  | 6             | 22           | 99                            | 273           |
| Hamilton                   | 96                       | 4             | 138          | -                             | 238           | 66                   | 10            | 72           | -                             | 148           |
| Kingston                   | 19                       | 2             | -            | -                             | 21            | 47                   | -             | -            | -                             | 47            |
| Kitchener                  | 165                      | 16            | 13           | -                             | 194           | 126                  | 14            | 58           | 2                             | 200           |
| London                     | 110                      | 2             | 16           | 293                           | 421           | 109                  | 4             | 25           | -                             | 138           |
| Montréal                   | 601                      | 48            | 14           | 565                           | 1,228         | 375                  | 24            | 35           | 342                           | 776           |
| Oshawa                     | 159                      | 6             | 38           | -                             | 203           | 178                  | -             | 16           | -                             | 194           |
| Ottawa-Gatineau            | 133                      | 36            | 129          | 15                            | 313           | 371                  | 20            | 131          | 18                            | 540           |
| Gatineau                   | 28                       | 6             | -            | -                             | 34            | 120                  | 8             | -            | -                             | 128           |
| Ottawa                     | 105                      | 30            | 129          | 15                            | 279           | 251                  | 12            | 131          | 18                            | 412           |
| Québec                     | 120                      | 6             | -            | 254                           | 380           | 58                   | 4             | -            | 62                            | 124           |
| Regina                     | 29                       | -             | 8            | -                             | 37            | 27                   | 2             | -            | 30                            | 59            |
| Saguenay                   | 3                        | -             | -            | 12                            | 15            | 12                   | 2             | -            | 13                            | 27            |
| St. Catharines-Niagara     | 64                       | -             | 16           | -                             | 80            | 74                   | 4             | 3            | -                             | 81            |
| Saint John                 | 9                        | -             | 4            | -                             | 13            | 22                   | 2             | 4            | -                             | 28            |
| St. John's                 | 19                       | -             | 8            | 6                             | 33            | 82                   | 2             | -            | 6                             | 90            |
| Saskatoon                  | 32                       | 2             | 34           | -                             | 68            | 65                   | -             | 33           | -                             | 98            |
| Sherbrooke                 | 18                       | 6             | -            | 36                            | 60            | 22                   | -             | -            | 12                            | 34            |
| Thunder Bay                | 1                        | -             | -            | -                             | 1             | 12                   | -             | -            | 6                             | 18            |
| Toronto                    | 1,002                    | 290           | 251          | 3,233                         | 4,776         | 1,355                | 418           | 265          | 1,031                         | 3,069         |
| Trois-Rivières             | 5                        | 10            | -            | 6                             | 21            | 8                    | 4             | -            | 4                             | 16            |
| Vancouver                  | 433                      | 58            | 153          | 364                           | 1,008         | 324                  | 16            | 111          | 144                           | 595           |
| Victoria                   | 65                       | 13            | 4            | -                             | 82            | 55                   | 7             | 3            | 40                            | 105           |
| Windsor                    | 117                      | 10            | 62           | -                             | 189           | 70                   | 30            | 10           | -                             | 110           |
| Winnipeg                   | 101                      | 2             | -            | -                             | 103           | 52                   | -             | -            | 72                            | 124           |
| <b>CMA Total/Total RMR</b> | <b>4,653</b>             | <b>635</b>    | <b>1,072</b> | <b>5,708</b>                  | <b>12,068</b> | <b>4,912</b>         | <b>689</b>    | <b>854</b>   | <b>2,629</b>                  | <b>9,084</b>  |
| <b>Canada (50 000+)</b>    | <b>5,163</b>             | <b>665</b>    | <b>1,142</b> | <b>5,854</b>                  | <b>12,824</b> | <b>5,654</b>         | <b>763</b>    | <b>948</b>   | <b>2,741</b>                  | <b>10,106</b> |

Table A4-2 - Tableau A4-2

Starts and Completions by Dwelling Type - Logements mis en chantier et achevés, par type

Large Census Agglomerations - Grandes agglomérations de recensement

February 2003 - février 2003

|  | Starts / Mis en chantier |               |              |                               |               | Completion / Achevés |               |              |                               |               |
|--|--------------------------|---------------|--------------|-------------------------------|---------------|----------------------|---------------|--------------|-------------------------------|---------------|
|  | Singles Individuels      | Semis Jumelés | Row En bande | Apt. and Other App. et autres | Total         | Singles Individuels  | Semis Jumelés | Row En bande | Apt. and Other App. et autres | Total         |
| Barrie                                   | 48                       | -             | 3            | 30                            | 81            | 123                  | 14            | 6            | -                             | 143           |
| Belleville                               | 7                        | -             | -            | -                             | 7             | 15                   | 2             | -            | -                             | 17            |
| Brantford                                | 21                       | 2             | 11           | -                             | 34            | 33                   | 2             | -            | -                             | 35            |
| Cape Breton                              | -                        | 2             | -            | -                             | 2             | -                    | -             | -            | -                             | -             |
| Charlottetown                            | 3                        | -             | -            | -                             | 3             | 12                   | 2             | -            | -                             | 14            |
| Chatham-Kent                             | 4                        | -             | 4            | -                             | 8             | 4                    | -             | -            | -                             | 4             |
| Chilliwack                               | 9                        | -             | -            | -                             | 9             | 16                   | 2             | 9            | -                             | 27            |
| Cornwall                                 | 6                        | -             | -            | -                             | 6             | 4                    | -             | -            | -                             | 4             |
| Drummondville                            | 4                        | 4             | -            | -                             | 8             | 4                    | -             | -            | 3                             | 7             |
| Fredericton                              | 19                       | 2             | -            | -                             | 21            | 53                   | -             | -            | 14                            | 67            |
| Granby                                   | 2                        | 2             | -            | -                             | 4             | 8                    | 2             | -            | -                             | 10            |
| Guelph                                   | 38                       | 4             | 26           | -                             | 68            | 38                   | 10            | 33           | -                             | 81            |
| Kamloops                                 | 7                        | -             | -            | -                             | 7             | 17                   | 4             | 4            | -                             | 25            |
| Kawartha Lakes                           | 6                        | -             | -            | -                             | 6             | 27                   | -             | -            | -                             | 27            |
| Kelowna                                  | 102                      | 6             | -            | 83                            | 191           | 71                   | 4             | -            | 50                            | 125           |
| Lethbridge                               | 26                       | -             | 10           | -                             | 36            | 29                   | 6             | -            | -                             | 35            |
| Medicine Hat                             | 22                       | -             | 4            | -                             | 26            | 30                   | -             | 12           | -                             | 42            |
| Moncton                                  | 18                       | -             | -            | -                             | 18            | 71                   | 16            | -            | 45                            | 132           |
| Nanaimo                                  | 35                       | 4             | -            | -                             | 39            | 25                   | -             | -            | -                             | 25            |
| Norfolk                                  | 1                        | -             | -            | -                             | 1             | 5                    | -             | -            | -                             | 5             |
| North Bay                                | 2                        | -             | -            | -                             | 2             | 8                    | -             | -            | -                             | 8             |
| Peterborough                             | 9                        | -             | -            | -                             | 9             | 11                   | -             | 8            | -                             | 19            |
| Prince George                            | 8                        | -             | -            | -                             | 8             | 15                   | 2             | -            | -                             | 17            |
| Red Deer                                 | 53                       | 4             | 8            | -                             | 65            | 75                   | 6             | 19           | -                             | 100           |
| Saint-Jean-Iberville                     | 43                       | -             | 4            | 33                            | 80            | 23                   | -             | -            | -                             | 23            |
| Sarnia                                   | 3                        | -             | -            | -                             | 3             | 9                    | 2             | -            | -                             | 11            |
| Sault Ste. Marie                         | 1                        | -             | -            | -                             | 1             | 3                    | -             | -            | -                             | 3             |
| Shawinigan                               | -                        | -             | -            | -                             | -             | -                    | -             | -            | -                             | -             |
| Vernon                                   | 13                       | -             | -            | -                             | 13            | 13                   | -             | 3            | -                             | 16            |
| <b>Large CA Total / Total Grandes AR</b> | <b>510</b>               | <b>30</b>     | <b>70</b>    | <b>146</b>                    | <b>756</b>    | <b>742</b>           | <b>74</b>     | <b>94</b>    | <b>112</b>                    | <b>1,022</b>  |
| <b>Canada (50 000+)</b>                  | <b>5,163</b>             | <b>665</b>    | <b>1,142</b> | <b>5,854</b>                  | <b>12,824</b> | <b>5,654</b>         | <b>763</b>    | <b>948</b>   | <b>2,741</b>                  | <b>10,106</b> |

Table A5-1 - Tableau A5-1

Under Construction by Dwelling Type - Logements en construction par type

Census Metropolitan Areas - Régions métropolitaines de recensement

February 2003 - février 2003

|                            | Under Construction / En construction |               |               |                               |                |
|----------------------------|--------------------------------------|---------------|---------------|-------------------------------|----------------|
|                            | Singles Individuels                  | Semis Jumelés | Row En bande  | Apt. and Other App. et autres | Total          |
| Abbotsford                 | 205                                  | 14            | 47            | 302                           | 568            |
| Calgary                    | 4,098                                | 514           | 948           | 3,292                         | 8,852          |
| Edmonton                   | 3,242                                | 586           | 337           | 4,052                         | 8,217          |
| Greater Sudbury            | 49                                   | -             | -             | -                             | 49             |
| Halifax                    | 510                                  | 88            | 90            | 1,169                         | 1,857          |
| Hamilton                   | 839                                  | 29            | 841           | 153                           | 1,862          |
| Kingston                   | 227                                  | 10            | -             | -                             | 237            |
| Kitchener                  | 870                                  | 38            | 342           | 1,377                         | 2,627          |
| London                     | 488                                  | 10            | 204           | 591                           | 1,293          |
| Montréal                   | 3,283                                | 324           | 396           | 6,713                         | 10,716         |
| Oshawa                     | 1,342                                | 30            | 200           | 60                            | 1,632          |
| Ottawa-Gatineau            | 2,032                                | 238           | 995           | 2,011                         | 5,276          |
| Gatineau                   | 657                                  | 78            | 39            | 568                           | 1,342          |
| Ottawa                     | 1,375                                | 160           | 956           | 1,443                         | 3,934          |
| Québec                     | 413                                  | 42            | 15            | 1,343                         | 1,813          |
| Regina                     | 253                                  | 4             | 40            | 186                           | 483            |
| Saguenay                   | 16                                   | 4             | -             | 246                           | 266            |
| St. Catharines-Niagara     | 400                                  | 38            | 192           | -                             | 630            |
| Saint John                 | 69                                   | 4             | 26            | -                             | 99             |
| St. John's                 | 424                                  | 22            | 47            | 92                            | 585            |
| Saskatoon                  | 267                                  | 56            | 192           | 312                           | 827            |
| Sherbrooke                 | 60                                   | 12            | -             | 87                            | 159            |
| Thunder Bay                | 97                                   | 4             | -             | 38                            | 139            |
| Toronto                    | 8,916                                | 1,916         | 3,192         | 19,636                        | 33,660         |
| Trois-Rivières             | 19                                   | 18            | -             | 256                           | 293            |
| Vancouver                  | 2,653                                | 464           | 1,232         | 6,695                         | 11,044         |
| Victoria                   | 390                                  | 48            | 156           | 371                           | 965            |
| Windsor                    | 458                                  | 110           | 128           | 175                           | 871            |
| Winnipeg                   | 737                                  | 12            | 8             | 197                           | 954            |
| <b>CMA Total/Total RMR</b> | <b>32,357</b>                        | <b>4,635</b>  | <b>9,628</b>  | <b>49,354</b>                 | <b>95,974</b>  |
| <b>Canada (50 000+)</b>    | <b>36,304</b>                        | <b>5,067</b>  | <b>10,363</b> | <b>52,255</b>                 | <b>103,989</b> |



Table A5-2 - Tableau A5-2

Under Construction by Dwelling Type - Logements en construction par type

Large Census Agglomerations - Grandes agglomérations de recensement

February 2003 - février 2003

|  | Under Construction / En construction |               |               |                               |                |
|--|--------------------------------------|---------------|---------------|-------------------------------|----------------|
|  | Singles Individuels                  | Semis Jumelés | Row En bande  | Apt. and Other App. et autres | Total          |
| Barrie                                   | 616                                  | 18            | 58            | 244                           | 936            |
| Belleville                               | 89                                   | 2             | 62            | 30                            | 183            |
| Brantford                                | 150                                  | 2             | 38            | 40                            | 230            |
| Cape Breton                              | 16                                   | 8             | -             | -                             | 24             |
| Charlottetown                            | 52                                   | 10            | -             | 67                            | 129            |
| Chatham-Kent                             | 18                                   | 4             | 8             | -                             | 30             |
| Chilliwack                               | 101                                  | 22            | 33            | 33                            | 189            |
| Cornwall                                 | 60                                   | -             | -             | -                             | 60             |
| Drummondville                            | 64                                   | 12            | -             | 139                           | 215            |
| Fredericton                              | 55                                   | 8             | -             | 135                           | 198            |
| Granby                                   | 27                                   | 6             | -             | 186                           | 219            |
| Guelph                                   | 195                                  | 18            | 196           | 48                            | 457            |
| Kamloops                                 | 57                                   | 24            | 5             | -                             | 86             |
| Kawartha Lakes                           | 148                                  | -             | 14            | -                             | 162            |
| Kelowna                                  | 443                                  | 72            | 48            | 596                           | 1,159          |
| Lethbridge                               | 255                                  | 34            | 60            | 78                            | 427            |
| Medicine Hat                             | 185                                  | 36            | 24            | 14                            | 259            |
| Moncton                                  | 197                                  | 48            | 4             | 475                           | 724            |
| Nanaimo                                  | 196                                  | 8             | 19            | 25                            | 248            |
| Norfolk                                  | 243                                  | 2             | 12            | -                             | 257            |
| North Bay                                | 22                                   | 2             | 16            | -                             | 40             |
| Peterborough                             | 128                                  | -             | 22            | 14                            | 164            |
| Prince George                            | 36                                   | -             | -             | -                             | 36             |
| Red Deer                                 | 316                                  | 88            | 68            | 521                           | 993            |
| Saint-Jean-Iberville                     | 93                                   | 4             | 7             | 86                            | 190            |
| Sarnia                                   | 57                                   | -             | 7             | 164                           | 228            |
| Sault Ste. Marie                         | 32                                   | 2             | 7             | -                             | 41             |
| Shawinigan                               | 3                                    | -             | -             | 6                             | 9              |
| Vernon                                   | 93                                   | 2             | 27            | -                             | 122            |
| <b>Large CA Total / Total Grandes AR</b> | <b>3,947</b>                         | <b>432</b>    | <b>735</b>    | <b>2,901</b>                  | <b>8,015</b>   |
| <b>Canada (50 000+)</b>                  | <b>36,304</b>                        | <b>5,067</b>  | <b>10,363</b> | <b>52,255</b>                 | <b>103,989</b> |

Table A6-1 - Tableau A6-1

Cumulative Starts and Completions by Dwelling Type - Logements mis en chantier et achevés (cumulatif), par type

Census Metropolitan Areas - Régions métropolitaines de recensement

January - February 2003 - janvier - février 2003

|                            | Starts / Mis en chantier |               |              |                               |               | Completion / Achevés |               |              |                               |               |
|----------------------------|--------------------------|---------------|--------------|-------------------------------|---------------|----------------------|---------------|--------------|-------------------------------|---------------|
|                            | Singles Individuels      | Semis Jumelés | Row En bande | Apt. and Other App. et autres | Total         | Singles Individuels  | Semis Jumelés | Row En bande | Apt. and Other App. et autres | Total         |
| Abbotsford                 | 65                       | 2             | 4            | 62                            | 133           | 75                   | -             | -            | 20                            | 95            |
| Calgary                    | 1,398                    | 126           | 207          | 814                           | 2,545         | 1,278                | 142           | 114          | 999                           | 2,533         |
| Edmonton                   | 963                      | 98            | 145          | 113                           | 1,319         | 1,029                | 128           | 34           | 134                           | 1,325         |
| Greater Sudbury            | 1                        | -             | -            | -                             | 1             | 44                   | -             | -            | -                             | 44            |
| Halifax                    | 151                      | 28            | 8            | 84                            | 271           | 254                  | 12            | 22           | 99                            | 387           |
| Hamilton                   | 179                      | 4             | 249          | -                             | 432           | 241                  | 18            | 116          | 12                            | 387           |
| Kingston                   | 41                       | 2             | -            | -                             | 43            | 90                   | -             | -            | -                             | 90            |
| Kitchener                  | 336                      | 18            | 38           | 4                             | 396           | 332                  | 18            | 88           | 2                             | 440           |
| London                     | 196                      | 2             | 26           | 293                           | 517           | 227                  | 6             | 58           | -                             | 291           |
| Montréal                   | 1,045                    | 72            | 35           | 1,581                         | 2,733         | 1,023                | 70            | 81           | 910                           | 2,084         |
| Oshawa                     | 340                      | 6             | 77           | -                             | 423           | 372                  | 4             | 40           | 30                            | 446           |
| Ottawa-Gatineau            | 299                      | 68            | 312          | 80                            | 759           | 626                  | 44            | 282          | 37                            | 989           |
| Gatineau                   | 75                       | 16            | -            | 65                            | 156           | 174                  | 24            | 3            | 19                            | 220           |
| Ottawa                     | 224                      | 52            | 312          | 15                            | 603           | 452                  | 20            | 279          | 18                            | 769           |
| Québec                     | 185                      | 12            | 12           | 382                           | 591           | 229                  | 20            | 7            | 75                            | 331           |
| Regina                     | 62                       | -             | 8            | 123                           | 193           | 60                   | 2             | 4            | 34                            | 100           |
| Saguenay                   | 5                        | -             | -            | 12                            | 17            | 26                   | 4             | -            | 37                            | 67            |
| St. Catharines-Niagara     | 145                      | -             | 30           | -                             | 175           | 158                  | 6             | 15           | -                             | 179           |
| Saint John                 | 33                       | -             | 4            | -                             | 37            | 48                   | 4             | 9            | 2                             | 63            |
| St. John's                 | 44                       | -             | 13           | 6                             | 63            | 132                  | 2             | 4            | 16                            | 154           |
| Saskatoon                  | 62                       | 2             | 34           | -                             | 98            | 106                  | -             | 48           | -                             | 154           |
| Sherbrooke                 | 43                       | 8             | -            | 70                            | 121           | 37                   | 2             | -            | 28                            | 67            |
| Thunder Bay                | 5                        | 2             | -            | -                             | 7             | 20                   | -             | -            | 6                             | 26            |
| Toronto                    | 1,928                    | 494           | 600          | 3,681                         | 6,703         | 2,769                | 710           | 818          | 1,841                         | 6,138         |
| Trois-Rivières             | 23                       | 10            | -            | 10                            | 43            | 18                   | 6             | -            | 10                            | 34            |
| Vancouver                  | 866                      | 108           | 277          | 434                           | 1,685         | 795                  | 54            | 224          | 551                           | 1,624         |
| Victoria                   | 117                      | 14            | 32           | 73                            | 236           | 115                  | 13            | 7            | 43                            | 178           |
| Windsor                    | 210                      | 24            | 62           | -                             | 296           | 218                  | 70            | 22           | -                             | 310           |
| Winnipeg                   | 188                      | 6             | -            | 40                            | 234           | 106                  | -             | -            | 72                            | 178           |
| <b>CMA Total/Total RMR</b> | <b>8,930</b>             | <b>1,106</b>  | <b>2,173</b> | <b>7,862</b>                  | <b>20,071</b> | <b>10,428</b>        | <b>1,335</b>  | <b>1,993</b> | <b>4,958</b>                  | <b>18,714</b> |
| <b>Canada (50 000+)</b>    | <b>10,000</b>            | <b>1,184</b>  | <b>2,320</b> | <b>8,391</b>                  | <b>21,895</b> | <b>12,091</b>        | <b>1,483</b>  | <b>2,175</b> | <b>5,187</b>                  | <b>20,936</b> |

Table A6-2 - Tableau A6-2

Cumulative Starts and Completions by Dwelling Type - Logements mis en chantier et achevés (cumulatif), par type

Large Census Agglomerations - Grandes agglomérations de recensement

January - February 2003 - janvier - février 2003

|  | Starts / Mis en chantier |               |              |                               |               | Completion / Achevés |               |              |                               |               |
|--|--------------------------|---------------|--------------|-------------------------------|---------------|----------------------|---------------|--------------|-------------------------------|---------------|
|  | Singles Individuels      | Semis Jumelés | Row En bande | Apt. and Other App. et autres | Total         | Singles Individuels  | Semis Jumelés | Row En bande | Apt. and Other App. et autres | Total         |
| Barrie                                   | 123                      | -             | 39           | 183                           | 345           | 269                  | 18            | 54           | -                             | 341           |
| Belleville                               | 33                       | -             | 11           | -                             | 44            | 49                   | 2             | 7            | -                             | 58            |
| Brantford                                | 33                       | 2             | 16           | -                             | 51            | 68                   | 2             | -            | -                             | 70            |
| Cape Breton                              | 4                        | 2             | -            | -                             | 6             | 26                   | 4             | -            | -                             | 30            |
| Charlottetown                            | 10                       | 2             | -            | 11                            | 23            | 34                   | 8             | -            | -                             | 42            |
| Chatham-Kent                             | 4                        | 4             | 8            | -                             | 16            | 6                    | -             | -            | -                             | 6             |
| Chilliwack                               | 24                       | 8             | -            | -                             | 32            | 60                   | 4             | 9            | -                             | 73            |
| Cornwall                                 | 19                       | -             | -            | -                             | 19            | 30                   | 8             | -            | -                             | 38            |
| Drummondville                            | 19                       | 6             | -            | 46                            | 71            | 15                   | -             | -            | 6                             | 21            |
| Fredericton                              | 43                       | 4             | -            | -                             | 47            | 78                   | -             | -            | 14                            | 92            |
| Granby                                   | 11                       | 8             | -            | 14                            | 33            | 21                   | 18            | -            | 4                             | 43            |
| Guelph                                   | 71                       | 8             | 31           | 48                            | 158           | 76                   | 12            | 41           | -                             | 129           |
| Kamloops                                 | 10                       | 2             | -            | -                             | 12            | 35                   | 4             | 4            | -                             | 43            |
| Kawartha Lakes                           | 21                       | -             | -            | -                             | 21            | 50                   | 2             | -            | -                             | 52            |
| Kelowna                                  | 177                      | 8             | -            | 133                           | 318           | 134                  | 6             | 3            | 50                            | 193           |
| Lethbridge                               | 58                       | -             | 14           | -                             | 72            | 60                   | 12            | -            | -                             | 72            |
| Medicine Hat                             | 49                       | 4             | 4            | -                             | 57            | 49                   | -             | 15           | 6                             | 70            |
| Moncton                                  | 39                       | 6             | 4            | 55                            | 104           | 178                  | 22            | -            | 131                           | 331           |
| Nanaimo                                  | 61                       | 8             | -            | -                             | 69            | 58                   | 2             | 8            | -                             | 68            |
| Norfolk                                  | 2                        | -             | -            | -                             | 2             | 19                   | -             | -            | -                             | 19            |
| North Bay                                | 3                        | -             | -            | -                             | 3             | 18                   | -             | -            | -                             | 18            |
| Peterborough                             | 27                       | -             | 8            | -                             | 35            | 55                   | -             | 16           | -                             | 71            |
| Prince George                            | 8                        | -             | -            | -                             | 8             | 19                   | 2             | -            | -                             | 21            |
| Red Deer                                 | 120                      | 6             | 8            | -                             | 134           | 130                  | 18            | 19           | -                             | 167           |
| Saint-Jean-Iberville                     | 55                       | -             | 4            | 39                            | 98            | 60                   | -             | -            | 18                            | 78            |
| Sarnia                                   | 17                       | -             | -            | -                             | 17            | 28                   | 2             | -            | -                             | 30            |
| Sault Ste. Marie                         | 2                        | -             | -            | -                             | 2             | 10                   | -             | -            | -                             | 10            |
| Shawinigan                               | 1                        | -             | -            | -                             | 1             | 3                    | -             | -            | -                             | 3             |
| Vernon                                   | 26                       | -             | -            | -                             | 26            | 25                   | 2             | 6            | -                             | 33            |
| <b>Large CA Total / Total Grandes AR</b> | <b>1,070</b>             | <b>78</b>     | <b>147</b>   | <b>529</b>                    | <b>1,824</b>  | <b>1,663</b>         | <b>148</b>    | <b>182</b>   | <b>229</b>                    | <b>2,222</b>  |
| <b>Canada (50 000+)</b>                  | <b>10,000</b>            | <b>1,184</b>  | <b>2,320</b> | <b>8,391</b>                  | <b>21,895</b> | <b>12,091</b>        | <b>1,483</b>  | <b>2,175</b> | <b>5,187</b>                  | <b>20,936</b> |



HOUSING


INFORMATION

MONTHLY

VOLUME B

SEASONALLY ADJUSTED STARTS  
(CANADA AND PROVINCIAL)

FEBRUARY 2003



BULLETIN

MENSUEL

D'INFORMATION

SUR LE LOGEMENT

VOLUME B

LOGEMENTS MIS EN CHANTIER,  
DONNÉES DÉSAISONNALISÉES  
ANNUALISÉES (CANADA ET PAR  
PROVINCES)

FÉVRIER 2003

MARKET ANALYSIS CENTRE

CENTRE D'ANALYSE DE MARCHÉ



Canada

Get this publication earlier! Switch your current hardcopy subscription to e-mailed PDF. Contact CMHC at (613) 748-2006 or by e-mail at [Market\\_Analysis\\_Centre@cmhc-schl.gc.ca](mailto:Market_Analysis_Centre@cmhc-schl.gc.ca) to get your copy sent to you by e-mail.

Obtenez votre copie plus rapidement avec la distribution par courriel! Contactez le (613)748-2006 ou [centre\\_d'analyse\\_de\\_marche@cmhc-schl.gc.ca](mailto:centre_d'analyse_de_marche@cmhc-schl.gc.ca) pour les détails.

©2003, Canada Mortgage and Housing Corporation  
ISSN 1192-7984 Printed in Canada  
Electronic Product # 61504BBE

©2003, Société canadienne d'hypothèques et de logement  
ISSN 1192-7984 Imprimé au Canada  
Numéro de produit électronique 61504BBE

# HOUSING INFORMATION MONTHLY

# BULLETIN MENSUEL D'INFORMATION SUR LE LOGEMENT

## VOLUME B

## VOLUME B

### SEASONALLY ADJUSTED STARTS (CANADA AND PROVINCIAL)

### LOGEMENTS MIS EN CHANTIER, DONNÉES DÉSAISONNALISÉES ANNUALISÉES (CANADA ET PAR PROVINCES)

#### FEBRUARY 2003

#### FÉVRIER 2003

##### Housing Starts

##### Mis en chantier

Table B1-1: Seasonally Adjusted Single Dwelling Starts in Areas 10 000+ (Monthly)

Tableau B1-1: Maisons individuelles mises en chantier (DDA) dans les centres de 10 000 habitants et plus, par mois

Table B1-2: Seasonally Adjusted Multiple Starts in Areas 10 000+ (Monthly)

Tableau B1-2: Logements collectifs mis en chantier (DDA) dans les centres de 10 000 habitants et plus, par mois

Table B1-3: Seasonally Adjusted Starts in Areas 10 000+ (Monthly)

Tableau B1-3: Logements mis en chantier (DDA) dans les centres de 10 000 habitants et plus, par mois

Table B2-1: Seasonally Adjusted Single-Detached Starts in Areas 10 000+ (Quarterly)

Tableau B2-1: Maisons individuelles mises en chantier (DDA) dans les centres de 10 000 habitants et plus, par trimestre

Table B2-2: Seasonally Adjusted Multiple Starts in Areas 10 000+ (Quarterly)

Tableau B2-2: Logements collectifs mis en chantier (DDA) dans les centres de 10 000 habitants et plus, par trimestre

Table B2-3: Seasonally Adjusted Starts in Areas 10 000+ (Quarterly)

Tableau B2-3: Logements mis en chantier (DDA) dans les centres de 10 000 habitants et plus, par trimestre

Table B3-1: Seasonally Adjusted Single-Detached Starts in All Areas (Quarterly)

Tableau B3-1: Maisons individuelles mises en chantier (DDA) dans tous les centres, par trimestre

Table B3-2: Seasonally Adjusted Multiple Starts in All Areas (Quarterly)

Tableau B3-2: Logements collectifs mis en chantier (DDA) dans tous les centres, par trimestre

Table B3-3: Seasonally Adjusted Starts in All Areas (Quarterly)

Tableau B3-3: Logements mis en chantier (DDA) dans tous les centres, par trimestre

\*2003 data based on 2001 final Census Definitions. 2002 data based on 2001 preliminary Census Definitions. / Les données de 2003 sont fondées sur les définitions finales du recensement de 2001. Les données de 2002 sont fondées sur les définitions préliminaires du recensement de 2001.



## HOUSING STARTS UP 34.3 PER CENT IN FEBRUARY

The seasonally adjusted annual rate of housing starts in Canada in February was 246,100 units which is 34.3 per cent higher than the January 2003 revised rate of 183,200 units.

The seasonally adjusted annual rate of urban single starts increased 6.1 per cent to 103,800 units in February from 97,800 units in January while urban multiple starts increased 89.3 per cent to an annual rate of 120,600 units in February from 63,700 units in January. Rural starts in February were estimated at an annual rate of 21,700 units.

Estimated actual urban housing starts for the first two months of 2003 were 11.4 per cent higher than for the same period of 2002 (23,034 units compared with 20,672 units). The single-detached market increased 6.3 per cent while multiples increased 16 per cent.

---

\* The SAAR is a monthly figure that is adjusted to remove normal seasonal variation and multiplied by 12 to reflect annual levels.

## LES MISES EN CHANTIER D'HABITATIONS AUGMENTENT DE 34,3 % EN FÉVRIER

Le nombre désaisonnalisé annualisé de mises en chantier d'habitations au Canada a augmenté de 34,3 % en février; il est passé de 183 200 (chiffre révisé), en janvier, à 246 100, le mois suivant.

Toujours en données désaisonnalisées annualisées, les mises en chantier de maisons individuelles dans les centres urbains ont augmenté de 6,1 % pour se fixer à 103 800 en février, contre 97 800 en janvier, tandis que celles de logements collectifs en milieu urbain ont grimpé de 89,3 %, passant de 63 700 à 120 600. En février, on estimait à 21 700 le nombre désaisonnalisé annualisé de mises en chantier dans les régions rurales.

Le nombre réel estimatif de mises en chantier d'habitations en milieu urbain pour les deux premiers mois de 2003 est supérieur de 11,4 % à celui enregistré à la même période en 2002 (23 034, comparativement à 20 672). Le marché des maisons individuelles a progressé de 6,3 %, et celui des logements collectifs, de 16,3 %.

---

\* DDA : Données mensuelles corrigées des variations saisonnières normales et exprimées sur une échelle annuelle en les multipliant par 12.



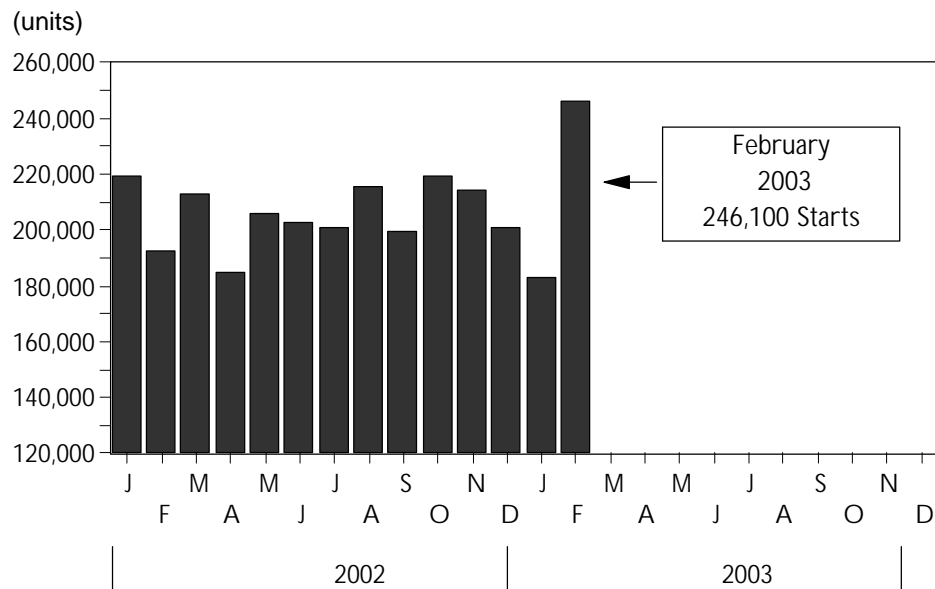


**Housing starts  
Actual and Seasonally Adjusted Annual Rates**

| Province  | January Estimated |         | February Estimated |         |
|---|-------------------|---------|--------------------|---------|
|   | Actual            | SAAR    | Actual             | SAAR    |
| Newfoundland                                    | 36                | 1,100   | 33                 | 1,700   |
| Prince Edward Island                            | 21                | 600     | 9                  | 500     |
| Nova Scotia                                     | 124               | 2,200   | 178                | 4,700   |
| New Brunswick                                   | 144               | 2,400   | 60                 | 2,100   |
| Quebec  | 2,180             | 38,100  | 1,965              | 37,500  |
| Ontario   | 3,810             | 64,900  | 6,707              | 114,800 |
| Manitoba  | 140               | 2,500   | 113                | 2,000   |
| Saskatchewan                                    | 196               | 3,000   | 115                | 2,000   |
| Alberta   | 1,812             | 28,100  | 2,580              | 36,100  |
| British Columbia                                | 1,222             | 18,600  | 1,589              | 23,000  |
| Total (+10,000 pop.)                            | 9,685             | 161,500 | 13,349             | 224,400 |
| Other area estimates<br>(Less than 10,000 pop.) | 747               | 21,700  | 778                | 21,700  |
| Canada  | 10,432            | 183,200 | 14,127             | 246,100 |

### Seasonally Adjusted Housing Starts

January 2002 to February 2003

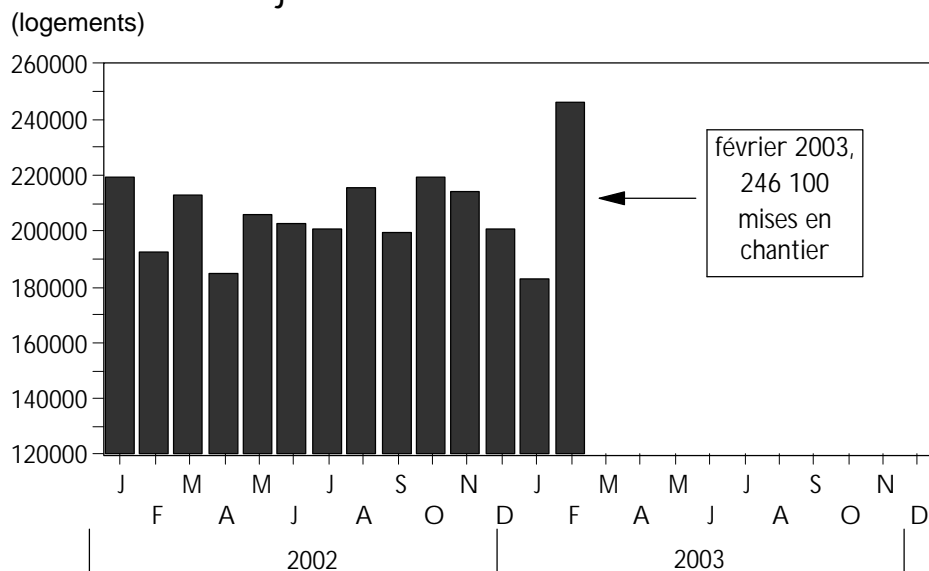


Source: CMHC

**Mises en chantier données réelles et  
Données Désaisonnalisées annualisées (DDA)**

| Province   | Données estimatives de janvier |         | Données estimatives de février |         |
|--|--------------------------------|---------|--------------------------------|---------|
|  | Réelles                        | DDA     | Réelles                        | DDA     |
| Terre-Neuve  | 36                             | 1 100   | 33                             | 1 700   |
| Île-du-Prince-Édouard  | 21                             | 600     | 9                              | 500     |
| Nouvelle-Écosse  | 124                            | 2 200   | 178                            | 4 700   |
| Nouveau-Brunswick  | 144                            | 2 400   | 60                             | 2 100   |
| Québec   | 2 180                          | 38 100  | 1 965                          | 37 500  |
| Ontario  | 3 810                          | 64 900  | 6 707                          | 114 800 |
| Manitoba   | 140                            | 2 500   | 113                            | 2 000   |
| Saskatchewan   | 196                            | 3 000   | 115                            | 2 000   |
| Alberta  | 1 812                          | 28 100  | 2 580                          | 36 100  |
| Colombie-Britannique   | 1 222                          | 18 600  | 1 589                          | 23 000  |
| Total (agglomérations comptant plus de 10 000 habitants)                 | 9 685                          | 161 500 | 13 349                         | 224 400 |
| Estimations pour les autres régions (comptant moins de 10 000 habitants) | 747                            | 21 700  | 778                            | 21 700  |
| Canada   | 10 432                         | 183 200 | 14 127                         | 246 100 |

**Mises en chantier désaisonnalisées  
de janvier 2002 à février 2003**



Source: SCHL

Table B1-1 - Tableau B1-1

Seasonally Adjusted Single Dwelling Starts - Maisons individuelles mises en chantier (DDA)

Areas 10 000+ - Centres de 10 000 habitants et plus

February 2003 - février 2003

| Period/Période | Atlantic/Atlantique     |                     |                |                |       | Québec  | Ontario   | Prairies  |             |           |       | BC/C-B         | Total |
|----------------|-------------------------|---------------------|----------------|----------------|-------|---------|-----------|-----------|-------------|-----------|-------|----------------|-------|
|                | Nfld./Lab./T.-<br>N.-L. | P.E.I./Î.-<br>P.-É. | N.S./N.-<br>É. | N.B./N.-<br>B. | Total | Que./Qc | Ont./Ont. | Man./Man. | Sask./Sask. | Alta/Alb. | Total | B.C./C.-<br>B. | Total |
| 200201         | 1.2                     | 0.2                 | 2.0            | 1.0            | 4.4   | 16.2    | 42.7      | 1.5       | 1.3         | 16.9      | 19.7  | 8.8            | 91.8  |
| 200202         | 1.9                     | 0.4                 | 2.1            | 1.5            | 5.9   | 17.1    | 45.2      | 1.8       | 1.3         | 20.3      | 23.4  | 8.6            | 100.2 |
| 200203         | 1.4                     | 0.3                 | 2.1            | 1.8            | 5.6   | 18.4    | 48.3      | 1.5       | 1.0         | 19.9      | 22.4  | 9.3            | 104.0 |
| 200204         | 1.4                     | 0.4                 | 2.5            | 1.9            | 6.2   | 15.9    | 43.2      | 1.7       | 1.2         | 20.3      | 23.2  | 9.9            | 98.4  |
| 200205         | 1.5                     | 0.3                 | 2.4            | 2.0            | 6.2   | 16.2    | 50.9      | 2.1       | 1.4         | 21.5      | 25.0  | 10.1           | 108.4 |
| 200206         | 1.4                     | 0.4                 | 2.1            | 1.5            | 5.4   | 16.4    | 48.3      | 1.5       | 1.4         | 19.2      | 22.1  | 10.4           | 102.6 |
| 200207         | 1.2                     | 0.4                 | 2.0            | 1.3            | 4.9   | 16.3    | 49.3      | 1.7       | 1.4         | 17.1      | 20.2  | 9.2            | 99.9  |
| 200208         | 1.0                     | 0.3                 | 2.0            | 1.7            | 5.0   | 18.2    | 48.5      | 1.8       | 1.3         | 21.1      | 24.2  | 9.5            | 105.4 |
| 200209         | 1.3                     | 0.3                 | 2.4            | 1.8            | 5.8   | 18.6    | 47.9      | 1.6       | 2.0         | 20.3      | 23.9  | 8.9            | 105.1 |
| 200210         | 1.3                     | 0.3                 | 2.2            | 1.7            | 5.5   | 19.8    | 50.7      | 1.8       | 1.3         | 20.9      | 24.0  | 10.1           | 110.1 |
| 200211         | 1.1                     | 0.2                 | 2.0            | 1.8            | 5.1   | 20.4    | 43.1      | 2.1       | 1.5         | 22.2      | 25.8  | 10.4           | 104.8 |
| 200212         | 1.1                     | 0.6                 | 2.9            | 1.5            | 6.1   | 18.6    | 45.2      | 1.7       | 1.4         | 21.1      | 24.2  | 11.7           | 105.8 |
| 200301         | 1.0                     | 0.4                 | 1.8            | 1.5            | 4.7   | 17.4    | 38.6      | 1.9       | 1.2         | 22.0      | 25.1  | 12.0           | 97.8  |
| 200302         | 1.3                     | 0.5                 | 1.8            | 1.9            | 5.5   | 18.3    | 42.2      | 2.0       | 1.4         | 21.5      | 24.9  | 12.9           | 103.8 |

Table B1-2 - Tableau B1-2

Seasonally Adjusted Multiple Starts - Logements collectifs mis en chantier (DDA)

Areas 10 000+ - Centres de 10 000 habitants et plus

February 2003 - février 2003

| Period/Période | Atlantic/Atlantique     |                     |                |                |       | Québec  | Ontario   | Prairies  |             |           |       | BC/C-B         | Total |
|----------------|-------------------------|---------------------|----------------|----------------|-------|---------|-----------|-----------|-------------|-----------|-------|----------------|-------|
|                | Nfld./Lab./T.-<br>N.-L. | P.E.I./Î.-<br>P.-É. | N.S./N.-<br>É. | N.B./N.-<br>B. | Total | Que./Qc | Ont./Ont. | Man./Man. | Sask./Sask. | Alta/Alb. | Total | B.C./C.-<br>B. | Total |
| 200201         | 0.1                     | 0.0                 | 2.0            | 0.1            | 2.2   | 17.2    | 54.3      | 0.1       | 0.7         | 12.3      | 13.1  | 9.4            | 96.2  |
| 200202         | 0.1                     | 0.0                 | 0.6            | 0.2            | 0.9   | 13.2    | 30.5      | 0.1       | 0.9         | 8.4       | 9.4   | 7.0            | 61.0  |
| 200203         | 0.2                     | 0.5                 | 0.5            | 0.0            | 1.2   | 12.4    | 32.6      | 0.5       | 0.3         | 20.9      | 21.7  | 10.2           | 78.1  |
| 200204         | 0.3                     | 0.1                 | 0.5            | 1.0            | 1.9   | 15.5    | 28.8      | 0.1       | 0.9         | 11.0      | 12.0  | 3.9            | 62.1  |
| 200205         | 0.8                     | 0.8                 | 1.0            | 0.4            | 3.0   | 14.9    | 32.5      | 0.3       | 0.5         | 11.8      | 12.6  | 9.8            | 72.8  |
| 200206         | 0.2                     | 0.0                 | 1.4            | 1.5            | 3.1   | 16.2    | 28.8      | 0.6       | 0.3         | 15.1      | 16.0  | 11.5           | 75.6  |
| 200207         | 0.4                     | 0.5                 | 0.6            | 0.5            | 2.0   | 16.8    | 38.2      | 0.3       | 0.9         | 7.4       | 8.6   | 10.4           | 76.0  |
| 200208         | 0.1                     | 0.1                 | 2.2            | 0.3            | 2.7   | 18.4    | 28.9      | 0.2       | 1.1         | 13.8      | 15.1  | 20.3           | 85.4  |
| 200209         | 0.2                     | 0.0                 | 1.3            | 1.1            | 2.6   | 17.4    | 25.2      | 2.2       | 2.2         | 11.3      | 15.7  | 9.1            | 70.0  |
| 200210         | 0.5                     | 0.1                 | 1.9            | 2.0            | 4.5   | 18.4    | 32.5      | 0.8       | 1.3         | 15.5      | 17.6  | 10.9           | 83.9  |
| 200211         | 0.1                     | 0.1                 | 2.0            | 2.6            | 4.8   | 16.3    | 34.3      | 0.1       | 0.6         | 13.5      | 14.2  | 14.1           | 83.7  |
| 200212         | 0.1                     | 0.0                 | 3.0            | 1.2            | 4.3   | 15.8    | 24.9      | 0.0       | 2.0         | 11.4      | 13.4  | 10.8           | 69.2  |
| 200301         | 0.1                     | 0.2                 | 0.4            | 0.9            | 1.6   | 20.7    | 26.3      | 0.6       | 1.8         | 6.1       | 8.5   | 6.6            | 63.7  |
| 200302         | 0.4                     | 0.0                 | 2.9            | 0.2            | 3.5   | 19.2    | 72.6      | 0.0       | 0.6         | 14.6      | 15.2  | 10.1           | 120.6 |

Table B1-3 - Tableau B1-3

Seasonally Adjusted Starts - Logements mis en chantier (DDA)

Areas 10 000+ - Centres de 10 000 habitants et plus

February 2003 - février 2003

| Period/Période | Atlantic/Atlantique     |                     |                |                |       | Québec  | Ontario   | Prairies  |             |           |       | BC/C-B         | Total |
|----------------|-------------------------|---------------------|----------------|----------------|-------|---------|-----------|-----------|-------------|-----------|-------|----------------|-------|
|                | Nfld./Lab./T.-<br>N.-L. | P.E.I./Î.-<br>P.-É. | N.S./N.-<br>É. | N.B./N.-<br>B. | Total | Que./Qc | Ont./Ont. | Man./Man. | Sask./Sask. | Alta/Alb. | Total | B.C./C.-<br>B. | Total |
| 200201         | 1.3                     | 0.2                 | 4.0            | 1.1            | 6.6   | 33.4    | 97.0      | 1.6       | 2.0         | 29.2      | 32.8  | 18.2           | 188.0 |
| 200202         | 2.0                     | 0.4                 | 2.7            | 1.7            | 6.8   | 30.3    | 75.7      | 1.9       | 2.2         | 28.7      | 32.8  | 15.6           | 161.2 |
| 200203         | 1.6                     | 0.8                 | 2.6            | 1.8            | 6.8   | 30.8    | 80.9      | 2.0       | 1.3         | 40.8      | 44.1  | 19.5           | 182.1 |
| 200204         | 1.7                     | 0.5                 | 3.0            | 2.9            | 8.1   | 31.4    | 72.0      | 1.8       | 2.1         | 31.3      | 35.2  | 13.8           | 160.5 |
| 200205         | 2.3                     | 1.1                 | 3.4            | 2.4            | 9.2   | 31.1    | 83.4      | 2.4       | 1.9         | 33.3      | 37.6  | 19.9           | 181.2 |
| 200206         | 1.6                     | 0.4                 | 3.5            | 3.0            | 8.5   | 32.6    | 77.1      | 2.1       | 1.7         | 34.3      | 38.1  | 21.9           | 178.2 |
| 200207         | 1.6                     | 0.9                 | 2.6            | 1.8            | 6.9   | 33.1    | 87.5      | 2.0       | 2.3         | 24.5      | 28.8  | 19.6           | 175.9 |
| 200208         | 1.1                     | 0.4                 | 4.2            | 2.0            | 7.7   | 36.6    | 77.4      | 2.0       | 2.4         | 34.9      | 39.3  | 29.8           | 190.8 |
| 200209         | 1.5                     | 0.3                 | 3.7            | 2.9            | 8.4   | 36.0    | 73.1      | 3.8       | 4.2         | 31.6      | 39.6  | 18.0           | 175.1 |
| 200210         | 1.8                     | 0.4                 | 4.1            | 3.7            | 10.0  | 38.2    | 83.2      | 2.6       | 2.6         | 36.4      | 41.6  | 21.0           | 194.0 |
| 200211         | 1.2                     | 0.3                 | 4.0            | 4.4            | 9.9   | 36.7    | 77.4      | 2.2       | 2.1         | 35.7      | 40.0  | 24.5           | 188.5 |
| 200212         | 1.2                     | 0.6                 | 5.9            | 2.7            | 10.4  | 34.4    | 70.1      | 1.7       | 3.4         | 32.5      | 37.6  | 22.5           | 175.0 |
| 200301         | 1.1                     | 0.6                 | 2.2            | 2.4            | 6.3   | 38.1    | 64.9      | 2.5       | 3.0         | 28.1      | 33.6  | 18.6           | 161.5 |
| 200302         | 1.7                     | 0.5                 | 4.7            | 2.1            | 9.0   | 37.5    | 114.8     | 2.0       | 2.0         | 36.1      | 40.1  | 23.0           | 224.4 |



HOUSING


INFORMATION

MONTHLY

VOLUME D

APARTMENT STARTS AND  
COMPLETIONS (CANADA,  
PROVINCIAL, CMA, AND LARGE CA)

FEBRUARY 2003



BULLETIN

MENSUEL

D'INFORMATION

SUR LE LOGEMENT

VOLUME D

APPARTEMENTS MIS EN CHANTIER  
ET ACHEVÉS (CANADA,  
PROVINCIAUX, RMR, ET GRANDES  
AR)

FÉVRIER 2003

MARKET ANALYSIS CENTRE

CENTRE D'ANALYSE DE MARCHÉ



Canada

Get this publication earlier! Switch your current hardcopy subscription to e-mailed PDF. Contact CMHC at (613) 748-2006 or by e-mail at [Market\\_Analysis\\_Centre@cmhc-schl.gc.ca](mailto:Market_Analysis_Centre@cmhc-schl.gc.ca) to get your copy sent to you by e-mail.

Obtenez votre copie plus rapidement avec la distribution par courriel! Contactez le (613)748-2006 ou [centre\\_d'analyse\\_de\\_marche@cmhc-schl.gc.ca](mailto:centre_d'analyse_de_marche@cmhc-schl.gc.ca) pour les détails.

©2003, Canada Mortgage and Housing Corporation  
ISSN 1192-7984 Printed in Canada  
Electronic Product # 61504DBE

©2003, Société canadienne d'hypothèques et de logement  
ISSN 1192-7984 Imprimé au Canada  
Numéro de produit électronique 61504DBE



# HOUSING INFORMATION MONTHLY

## VOLUME D

### APARTMENT STARTS AND COMPLETIONS (CANADA, PROVINCIAL, CMA, AND LARGE CA)

FEBRUARY 2003

Table D1: Apartment Starts and  
Completions by Size of Structure (Provincial  
50,000+)

Table D2: Apartment Starts and  
Completions by Size of Structure (Provincial  
10,000+) (Available Quarterly)

Table D3-1: Apartment Starts by Size of  
Structure (CMA)

Table D3-2: Apartment Starts by Size of  
Structure (Large CA)

Table D4-1: Apartment Completions by Size  
of Structure (CMA)

Table D4-2: Apartment Completions by Size  
of Structure (Large CA)

# BULLETIN MENSUEL D'INFORMATION SUR LE LOGEMENT

## VOLUME D

### APPARTEMENTS MIS EN CHANTIER ET ACHEVÉS (CANADA, PROVINCIAUX, RMR, ET GRANDES AR)

FÉVRIER 2003

Tableau D1: Appartements mis en chantier  
et achevés selon la taille des immeubles, par  
province (Les centres de 50 000 habitants et  
plus)

Tableau D2: Appartements mis en chantier  
et achevés selon la taille des immeubles, par  
province (Les centres de 10 000 habitants et  
plus) (Disponible trimestriellement)

Tableau D3-1: Appartements mis en  
chantier selon la taille des immeubles (RMR)

Tableau D3-2: Appartements mis en  
chantier selon la taille des immeubles  
(grandes AR)

Tableau D4-1: Appartements achevés selon  
la taille des immeubles (RMR)

Tableau D4-2: Appartements achevés selon  
la taille des immeubles (grandes AR)

\*2003 data based on 2001 final Census Definitions. 2002 data based on 2001 preliminary Census Definitions. / Les données de 2003 sont fondées sur les définitions finales du recensement de 2001. Les données de 2002 sont fondées sur les définitions préliminaires du recensement de 2001.

# HOUSING INFORMATION MONTHLY

## VOLUME D

GEOGRAPHIC CHANGES BASED ON  
THE FINAL 2001 CENSUS  
DEFINITIONS.

FEBRUARY 2003

Chicoutimi-Jonquière CMA name changed to  
Saguenay CMA.

Saint-Jean-sur-Richelieu CA name changed to  
Saint-Jean-Iberville CA.

The CA's of Saint-Hyacinthe, Rimouski and  
Courtenay went from a Centre of 50,000+  
population to a Centre of 10,000 to 49,999  
population.

# BULLETIN MENSUEL D'INFORMATION SUR LE LOGEMENT

## VOLUME D

CHANGEMENTS GÉOGRAPHIQUES  
FONDÉES SUR LES DÉFINITIONS  
FINALES DU RECENSEMENT DE 2001.

FÉVRIER 2003

Le nom de la RMR de Chicoutimi-Jonquière a été  
changé à la RMR de Saguenay.

Le nom de l'AR de Saint-Jean-sur-Richelieu a été  
changé à l'AR de Saint-Jean-Iberville.

Les AR de Saint-Hyacinthe, Rimouski et Courtenay  
ont passées d'un centre de 50 000 habitants et plus  
à un centre de 10 000 à 49 999 habitants.

Table D1 - Tableau D1

Apartment Starts and Completions by Size of Structure (Provincial) - Appartements mis en chantiers et achevés selon la taille des immeubles, par province

Centres 50 000+ - Les centres de 50 000 habitants et plus

February 2003 - février 2003

|                          |                         | 1-5                |                 | 6-19               |                 | 20-49              |                 | 50-99              |                 | 100-199            |                 | 200+               |                 | Total              |                 |
|--------------------------|-------------------------|--------------------|-----------------|--------------------|-----------------|--------------------|-----------------|--------------------|-----------------|--------------------|-----------------|--------------------|-----------------|--------------------|-----------------|
|                          |                         | Structure Immeuble | Units Logements | Structure Immeuble | Units Logements | Structure Immeuble | Units Logements | Structure Immeuble | Units Logements | Structure Immeuble | Units Logements | Structure Immeuble | Units Logements | Structure Immeuble | Units Logements |
| Starts / Mis en chantier | Nfld.Lab./T.-N.-L.      | 3                  | 6               | -                  | -               | -                  | -               | -                  | -               | -                  | -               | -                  | -               | 3                  | 6               |
|                          | P.E.I./Î.-P.-É.         | -                  | -               | -                  | -               | -                  | -               | -                  | -               | -                  | -               | -                  | -               | -                  | -               |
|                          | N.S./N.-É.              | -                  | -               | -                  | -               | -                  | -               | 1                  | 80              | -                  | -               | -                  | -               | 1                  | 80              |
|                          | N.B./N.-B.              | -                  | -               | -                  | -               | -                  | -               | -                  | -               | -                  | -               | -                  | -               | -                  | -               |
|                          | Que./Qc                 | 57                 | 183             | 33                 | 245             | 3                  | 78              | 4                  | 246             | 1                  | 154             | -                  | -               | 98                 | 906             |
|                          | Ont./Ont.               | 3                  | 13              | 4                  | 69              | 3                  | 92              | -                  | -               | 3                  | 388             | 8                  | 3,009           | 21                 | 3,571           |
|                          | Man./Man.               | -                  | -               | -                  | -               | -                  | -               | -                  | -               | -                  | -               | -                  | -               | -                  | -               |
|                          | Sask./Sask.             | -                  | -               | -                  | -               | -                  | -               | -                  | -               | -                  | -               | -                  | -               | -                  | -               |
|                          | Alta/Alb.               | 2                  | 5               | 1                  | 8               | 5                  | 186             | 2                  | 188             | 3                  | 425             | -                  | -               | 13                 | 812             |
|                          | B.C./C.-B.              | 25                 | 50              | -                  | -               | 8                  | 249             | 3                  | 180             | -                  | -               | -                  | -               | 36                 | 479             |
|                          | <b>Canada (50 000+)</b> | <b>90</b>          | <b>257</b>      | <b>38</b>          | <b>322</b>      | <b>19</b>          | <b>605</b>      | <b>10</b>          | <b>694</b>      | <b>7</b>           | <b>967</b>      | <b>8</b>           | <b>3,009</b>    | <b>172</b>         | <b>5,854</b>    |
| Completion / Achevés     | Nfld.Lab./T.-N.-L.      | 3                  | 6               | -                  | -               | -                  | -               | -                  | -               | -                  | -               | -                  | -               | 3                  | 6               |
|                          | P.E.I./Î.-P.-É.         | -                  | -               | -                  | -               | -                  | -               | -                  | -               | -                  | -               | -                  | -               | -                  | -               |
|                          | N.S./N.-É.              | -                  | -               | -                  | -               | -                  | -               | 1                  | 99              | -                  | -               | -                  | -               | 1                  | 99              |
|                          | N.B./N.-B.              | 3                  | 6               | 1                  | 8               | 1                  | 45              | -                  | -               | -                  | -               | -                  | -               | 5                  | 59              |
|                          | Que./Qc                 | 32                 | 90              | 20                 | 151             | 2                  | 69              | 2                  | 126             | -                  | -               | -                  | -               | 56                 | 436             |
|                          | Ont./Ont.               | 1                  | 2               | 3                  | 24              | 7                  | 201             | -                  | -               | 1                  | 130             | 2                  | 700             | 14                 | 1,057           |
|                          | Man./Man.               | -                  | -               | -                  | -               | -                  | -               | 1                  | 72              | -                  | -               | -                  | -               | 1                  | 72              |
|                          | Sask./Sask.             | -                  | -               | -                  | -               | 1                  | 30              | -                  | -               | -                  | -               | -                  | -               | 1                  | 30              |
|                          | Alta/Alb.               | 4                  | 16              | 4                  | 38              | 2                  | 71              | 2                  | 142             | 2                  | 257             | 1                  | 216             | 15                 | 740             |
|                          | B.C./C.-B.              | 13                 | 29              | 1                  | 11              | 1                  | 24              | 3                  | 178             | -                  | -               | -                  | -               | 18                 | 242             |
|                          | <b>Canada (50 000+)</b> | <b>56</b>          | <b>149</b>      | <b>29</b>          | <b>232</b>      | <b>14</b>          | <b>440</b>      | <b>9</b>           | <b>617</b>      | <b>3</b>           | <b>387</b>      | <b>3</b>           | <b>916</b>      | <b>114</b>         | <b>2,741</b>    |

Table D3-1 - Tableau D3-1

Apartment Starts by Size of Structure - Appartements mises en chantier selon la taille des immeubles

Census Metropolitan Areas - Région métropolitaine de recensement

February 2003 - février 2003

|                                |                                    | 1-5                |                 | 6-19               |                 | 20-49              |                 | 50-99              |                 | 100-199            |                 | 200+               |                 | Total              |                 |
|--------------------------------|------------------------------------|--------------------|-----------------|--------------------|-----------------|--------------------|-----------------|--------------------|-----------------|--------------------|-----------------|--------------------|-----------------|--------------------|-----------------|
|                                |                                    | Structure Immeuble | Units Logements | Structure Immeuble | Units Logements | Structure Immeuble | Units Logements | Structure Immeuble | Units Logements | Structure Immeuble | Units Logements | Structure Immeuble | Units Logements | Structure Immeuble | Units Logements |
| Starts /<br>Mis en<br>chantier | Abbotsford                         | 16                 | 32              | -                  | -               | -                  | -               | -                  | -               | -                  | -               | -                  | -               | 16                 | 32              |
|                                | Calgary                            | 2                  | 5               | 1                  | 8               | 4                  | 146             | 2                  | 188             | 3                  | 425             | -                  | -               | 12                 | 772             |
|                                | Edmonton                           | -                  | -               | -                  | -               | 1                  | 40              | -                  | -               | -                  | -               | -                  | -               | 1                  | 40              |
|                                | Greater Sudbury                    | -                  | -               | -                  | -               | -                  | -               | -                  | -               | -                  | -               | -                  | -               | -                  | -               |
|                                | Halifax                            | -                  | -               | -                  | -               | -                  | -               | 1                  | 80              | -                  | -               | -                  | -               | 1                  | 80              |
|                                | Hamilton                           | -                  | -               | -                  | -               | -                  | -               | -                  | -               | -                  | -               | -                  | -               | -                  | -               |
|                                | Kingston                           | -                  | -               | -                  | -               | -                  | -               | -                  | -               | -                  | -               | -                  | -               | -                  | -               |
|                                | Kitchener                          | -                  | -               | -                  | -               | -                  | -               | -                  | -               | -                  | -               | -                  | -               | -                  | -               |
|                                | London                             | 2                  | 8               | -                  | -               | -                  | -               | -                  | -               | 2                  | 285             | -                  | -               | 4                  | 293             |
|                                | Montréal                           | 41                 | 125             | 21                 | 171             | 2                  | 51              | 1                  | 64              | 1                  | 154             | -                  | -               | 66                 | 565             |
|                                | Oshawa                             | -                  | -               | -                  | -               | -                  | -               | -                  | -               | -                  | -               | -                  | -               | -                  | -               |
|                                | Ottawa-Gatineau                    | -                  | -               | 1                  | 15              | -                  | -               | -                  | -               | -                  | -               | -                  | -               | 1                  | 15              |
|                                | Gatineau                           | -                  | -               | -                  | -               | -                  | -               | -                  | -               | -                  | -               | -                  | -               | -                  | -               |
|                                | Ottawa                             | -                  | -               | 1                  | 15              | -                  | -               | -                  | -               | -                  | -               | -                  | -               | 1                  | 15              |
|                                | Québec                             | 11                 | 39              | 1                  | 6               | 1                  | 27              | 3                  | 182             | -                  | -               | -                  | -               | 16                 | 254             |
|                                | Regina                             | -                  | -               | -                  | -               | -                  | -               | -                  | -               | -                  | -               | -                  | -               | -                  | -               |
|                                | Saguenay                           | 3                  | 12              | -                  | -               | -                  | -               | -                  | -               | -                  | -               | -                  | -               | 3                  | 12              |
|                                | St. Catharines-Niagara             | -                  | -               | -                  | -               | -                  | -               | -                  | -               | -                  | -               | -                  | -               | -                  | -               |
|                                | Saint John                         | -                  | -               | -                  | -               | -                  | -               | -                  | -               | -                  | -               | -                  | -               | -                  | -               |
|                                | St. John's                         | 3                  | 6               | -                  | -               | -                  | -               | -                  | -               | -                  | -               | -                  | -               | 3                  | 6               |
|                                | Saskatoon                          | -                  | -               | -                  | -               | -                  | -               | -                  | -               | -                  | -               | -                  | -               | -                  | -               |
|                                | Sherbrooke                         | 1                  | 4               | 5                  | 32              | -                  | -               | -                  | -               | -                  | -               | -                  | -               | 6                  | 36              |
|                                | Thunder Bay                        | -                  | -               | -                  | -               | -                  | -               | -                  | -               | -                  | -               | -                  | -               | -                  | -               |
|                                | Toronto                            | -                  | -               | 3                  | 54              | 2                  | 67              | -                  | -               | 1                  | 103             | 8                  | 3,009           | 14                 | 3,233           |
|                                | Trois-Rivières                     | -                  | -               | 1                  | 6               | -                  | -               | -                  | -               | -                  | -               | -                  | -               | 1                  | 6               |
|                                | Vancouver                          | 9                  | 18              | -                  | -               | 6                  | 166             | 3                  | 180             | -                  | -               | -                  | -               | 18                 | 364             |
|                                | Victoria                           | -                  | -               | -                  | -               | -                  | -               | -                  | -               | -                  | -               | -                  | -               | -                  | -               |
|                                | Windsor                            | -                  | -               | -                  | -               | -                  | -               | -                  | -               | -                  | -               | -                  | -               | -                  | -               |
|                                | Winnipeg                           | -                  | -               | -                  | -               | -                  | -               | -                  | -               | -                  | -               | -                  | -               | -                  | -               |
|                                | <b>CMA<br/>Total/Total<br/>RMR</b> | <b>88</b>          | <b>249</b>      | <b>33</b>          | <b>292</b>      | <b>16</b>          | <b>497</b>      | <b>10</b>          | <b>694</b>      | <b>7</b>           | <b>967</b>      | <b>8</b>           | <b>3,009</b>    | <b>162</b>         | <b>5,708</b>    |
| <b>Canada<br/>(50 000+)</b>    | <b>90</b>                          | <b>257</b>         | <b>38</b>       | <b>322</b>         | <b>19</b>       | <b>605</b>         | <b>10</b>       | <b>694</b>         | <b>7</b>        | <b>967</b>         | <b>8</b>        | <b>3,009</b>       | <b>172</b>      | <b>5,854</b>       |                 |

Table D3-2 - Tableau D3-2

Apartment Starts by Size of Structure - Appartements mis en chantier selon la taille des immeubles

Large Census Agglomerations - Grandes agglomération de recensement

February 2003 - février 2003

|                                |  | 1-5                |                 | 6-19               |                 | 20-49              |                 | 50-99              |                 | 100-199            |                 | 200+               |                 | Total              |                 |
|--------------------------------|--|--------------------|-----------------|--------------------|-----------------|--------------------|-----------------|--------------------|-----------------|--------------------|-----------------|--------------------|-----------------|--------------------|-----------------|
|                                |  | Structure Immeuble | Units Logements | Structure Immeuble | Units Logements | Structure Immeuble | Units Logements | Structure Immeuble | Units Logements | Structure Immeuble | Units Logements | Structure Immeuble | Units Logements | Structure Immeuble | Units Logements |
| Starts /<br>Mis en<br>chantier | Barrie   | 1                  | 5               | -                  | -               | 1                  | 25              | -                  | -               | -                  | -               | -                  | -               | 2                  | 30              |
|                                | Belleville   | -                  | -               | -                  | -               | -                  | -               | -                  | -               | -                  | -               | -                  | -               | -                  | -               |
|                                | Brantford  | -                  | -               | -                  | -               | -                  | -               | -                  | -               | -                  | -               | -                  | -               | -                  | -               |
|                                | Cape Breton  | -                  | -               | -                  | -               | -                  | -               | -                  | -               | -                  | -               | -                  | -               | -                  | -               |
|                                | Charlottetown  | -                  | -               | -                  | -               | -                  | -               | -                  | -               | -                  | -               | -                  | -               | -                  | -               |
|                                | Chatham-Kent   | -                  | -               | -                  | -               | -                  | -               | -                  | -               | -                  | -               | -                  | -               | -                  | -               |
|                                | Chilliwack   | -                  | -               | -                  | -               | -                  | -               | -                  | -               | -                  | -               | -                  | -               | -                  | -               |
|                                | Cornwall   | -                  | -               | -                  | -               | -                  | -               | -                  | -               | -                  | -               | -                  | -               | -                  | -               |
|                                | Drummondville  | -                  | -               | -                  | -               | -                  | -               | -                  | -               | -                  | -               | -                  | -               | -                  | -               |
|                                | Fredericton  | -                  | -               | -                  | -               | -                  | -               | -                  | -               | -                  | -               | -                  | -               | -                  | -               |
|                                | Granby   | -                  | -               | -                  | -               | -                  | -               | -                  | -               | -                  | -               | -                  | -               | -                  | -               |
|                                | Guelph   | -                  | -               | -                  | -               | -                  | -               | -                  | -               | -                  | -               | -                  | -               | -                  | -               |
|                                | Kamloops   | -                  | -               | -                  | -               | -                  | -               | -                  | -               | -                  | -               | -                  | -               | -                  | -               |
|                                | Kawartha<br>Lakes                                    | -                  | -               | -                  | -               | -                  | -               | -                  | -               | -                  | -               | -                  | -               | -                  | -               |
|                                | Kelowna  | -                  | -               | -                  | -               | 2                  | 83              | -                  | -               | -                  | -               | -                  | -               | 2                  | 83              |
|                                | Lethbridge   | -                  | -               | -                  | -               | -                  | -               | -                  | -               | -                  | -               | -                  | -               | -                  | -               |
|                                | Medicine Hat   | -                  | -               | -                  | -               | -                  | -               | -                  | -               | -                  | -               | -                  | -               | -                  | -               |
|                                | Moncton  | -                  | -               | -                  | -               | -                  | -               | -                  | -               | -                  | -               | -                  | -               | -                  | -               |
|                                | Nanaimo  | -                  | -               | -                  | -               | -                  | -               | -                  | -               | -                  | -               | -                  | -               | -                  | -               |
|                                | Norfolk  | -                  | -               | -                  | -               | -                  | -               | -                  | -               | -                  | -               | -                  | -               | -                  | -               |
|                                | North Bay  | -                  | -               | -                  | -               | -                  | -               | -                  | -               | -                  | -               | -                  | -               | -                  | -               |
|                                | Peterborough   | -                  | -               | -                  | -               | -                  | -               | -                  | -               | -                  | -               | -                  | -               | -                  | -               |
|                                | Prince George  | -                  | -               | -                  | -               | -                  | -               | -                  | -               | -                  | -               | -                  | -               | -                  | -               |
|                                | Red Deer   | -                  | -               | -                  | -               | -                  | -               | -                  | -               | -                  | -               | -                  | -               | -                  | -               |
|                                | Saint-Jean-<br>Iberville                             | 1                  | 3               | 5                  | 30              | -                  | -               | -                  | -               | -                  | -               | -                  | -               | 6                  | 33              |
|                                | Sarnia   | -                  | -               | -                  | -               | -                  | -               | -                  | -               | -                  | -               | -                  | -               | -                  | -               |
|                                | Sault Ste.<br>Marie                                  | -                  | -               | -                  | -               | -                  | -               | -                  | -               | -                  | -               | -                  | -               | -                  | -               |
|                                | Shawinigan   | -                  | -               | -                  | -               | -                  | -               | -                  | -               | -                  | -               | -                  | -               | -                  | -               |
|                                | Vernon   | -                  | -               | -                  | -               | -                  | -               | -                  | -               | -                  | -               | -                  | -               | -                  | -               |
|                                | <b>Large CA<br/>Total /<br/>Total<br/>Grandes AR</b> | <b>2</b>           | <b>8</b>        | <b>5</b>           | <b>30</b>       | <b>3</b>           | <b>108</b>      | <b>-</b>           | <b>-</b>        | <b>-</b>           | <b>-</b>        | <b>-</b>           | <b>-</b>        | <b>10</b>          | <b>146</b>      |
|                                | <b>Canada (50<br/>000+)</b>                          | <b>90</b>          | <b>257</b>      | <b>38</b>          | <b>322</b>      | <b>19</b>          | <b>605</b>      | <b>10</b>          | <b>694</b>      | <b>7</b>           | <b>967</b>      | <b>8</b>           | <b>3,009</b>    | <b>172</b>         | <b>5,854</b>    |

Table D4-1 - Tableau D4-1

Apartment Completions by Size of Structure -Appartements achevés selon la taille des immeubles

Census Metropolitan Areas - Région métropolitaine de recensement

February 2003 - février 2003

|                            | 1-5                |                 | 6-19               |                 | 20-49              |                 | 50-99              |                 | 100-199            |                 | 200+               |                 | Total              |                 |
|----------------------------|--------------------|-----------------|--------------------|-----------------|--------------------|-----------------|--------------------|-----------------|--------------------|-----------------|--------------------|-----------------|--------------------|-----------------|
|                            | Structure Immeuble | Units Logements | Structure Immeuble | Units Logements | Structure Immeuble | Units Logements | Structure Immeuble | Units Logements | Structure Immeuble | Units Logements | Structure Immeuble | Units Logements | Structure Immeuble | Units Logements |
| Completion / Achevés       |                    |                 |                    |                 |                    |                 |                    |                 |                    |                 |                    |                 |                    |                 |
| Abbotsford                 | 4                  | 8               | -                  | -               | -                  | -               | -                  | -               | -                  | -               | -                  | -               | 4                  | 8               |
| Calgary                    | 4                  | 16              | 1                  | 14              | 1                  | 36              | 2                  | 142             | 2                  | 257             | 1                  | 216             | 11                 | 681             |
| Edmonton                   | -                  | -               | 3                  | 24              | 1                  | 35              | -                  | -               | -                  | -               | -                  | -               | 4                  | 59              |
| Greater Sudbury            | -                  | -               | -                  | -               | -                  | -               | -                  | -               | -                  | -               | -                  | -               | -                  | -               |
| Halifax                    | -                  | -               | -                  | -               | -                  | -               | 1                  | 99              | -                  | -               | -                  | -               | 1                  | 99              |
| Hamilton                   | -                  | -               | -                  | -               | -                  | -               | -                  | -               | -                  | -               | -                  | -               | -                  | -               |
| Kingston                   | -                  | -               | -                  | -               | -                  | -               | -                  | -               | -                  | -               | -                  | -               | -                  | -               |
| Kitchener                  | 1                  | 2               | -                  | -               | -                  | -               | -                  | -               | -                  | -               | -                  | -               | 1                  | 2               |
| London                     | -                  | -               | -                  | -               | -                  | -               | -                  | -               | -                  | -               | -                  | -               | -                  | -               |
| Montréal                   | 24                 | 66              | 17                 | 131             | 2                  | 69              | 1                  | 76              | -                  | -               | -                  | -               | 44                 | 342             |
| Oshawa                     | -                  | -               | -                  | -               | -                  | -               | -                  | -               | -                  | -               | -                  | -               | -                  | -               |
| Ottawa-Gatineau            | -                  | -               | 2                  | 18              | -                  | -               | -                  | -               | -                  | -               | -                  | -               | 2                  | 18              |
| Gatineau                   | -                  | -               | -                  | -               | -                  | -               | -                  | -               | -                  | -               | -                  | -               | -                  | -               |
| Ottawa                     | -                  | -               | 2                  | 18              | -                  | -               | -                  | -               | -                  | -               | -                  | -               | 2                  | 18              |
| Québec                     | 4                  | 12              | -                  | -               | -                  | -               | 1                  | 50              | -                  | -               | -                  | -               | 5                  | 62              |
| Regina                     | -                  | -               | -                  | -               | 1                  | 30              | -                  | -               | -                  | -               | -                  | -               | 1                  | 30              |
| Saguenay                   | 2                  | 5               | 1                  | 8               | -                  | -               | -                  | -               | -                  | -               | -                  | -               | 3                  | 13              |
| St. Catharines-Niagara     | -                  | -               | -                  | -               | -                  | -               | -                  | -               | -                  | -               | -                  | -               | -                  | -               |
| Saint John                 | -                  | -               | -                  | -               | -                  | -               | -                  | -               | -                  | -               | -                  | -               | -                  | -               |
| St. John's                 | 3                  | 6               | -                  | -               | -                  | -               | -                  | -               | -                  | -               | -                  | -               | 3                  | 6               |
| Saskatoon                  | -                  | -               | -                  | -               | -                  | -               | -                  | -               | -                  | -               | -                  | -               | -                  | -               |
| Sherbrooke                 | -                  | -               | 2                  | 12              | -                  | -               | -                  | -               | -                  | -               | -                  | -               | 2                  | 12              |
| Thunder Bay                | -                  | -               | 1                  | 6               | -                  | -               | -                  | -               | -                  | -               | -                  | -               | 1                  | 6               |
| Toronto                    | -                  | -               | -                  | -               | 7                  | 201             | -                  | -               | 1                  | 130             | 2                  | 700             | 10                 | 1,031           |
| Trois-Rivières             | 1                  | 4               | -                  | -               | -                  | -               | -                  | -               | -                  | -               | -                  | -               | 1                  | 4               |
| Vancouver                  | 8                  | 16              | -                  | -               | -                  | -               | 2                  | 128             | -                  | -               | -                  | -               | 10                 | 144             |
| Victoria                   | 1                  | 5               | 1                  | 11              | 1                  | 24              | -                  | -               | -                  | -               | -                  | -               | 3                  | 40              |
| Windsor                    | -                  | -               | -                  | -               | -                  | -               | -                  | -               | -                  | -               | -                  | -               | -                  | -               |
| Winnipeg                   | -                  | -               | -                  | -               | -                  | -               | 1                  | 72              | -                  | -               | -                  | -               | 1                  | 72              |
| <b>CMA Total/Total RMR</b> | 52                 | 140             | 28                 | 224             | 13                 | 395             | 8                  | 567             | 3                  | 387             | 3                  | 916             | 107                | 2,629           |
| <b>Canada (50 000+)</b>    | 56                 | 149             | 29                 | 232             | 14                 | 440             | 9                  | 617             | 3                  | 387             | 3                  | 916             | 114                | 2,741           |

Table D4-2 - Tableau D4-2

Apartment Completions by Size of Structure - Appartements achevés selon la taille des immeubles

Large Census Agglomerations - Grandes agglomérations de recensement

February 2003 - février 2003

| Completion / Achevés                     | 1-5                |                 | 6-19               |                 | 20-49              |                 | 50-99              |                 | 100-199            |                 | 200+               |                 | Total              |                 |
|--|--------------------|-----------------|--------------------|-----------------|--------------------|-----------------|--------------------|-----------------|--------------------|-----------------|--------------------|-----------------|--------------------|-----------------|
|  | Structure Immeuble | Units Logements | Structure Immeuble | Units Logements | Structure Immeuble | Units Logements | Structure Immeuble | Units Logements | Structure Immeuble | Units Logements | Structure Immeuble | Units Logements | Structure Immeuble | Units Logements |
| Barrie                                   | -                  | -               | -                  | -               | -                  | -               | -                  | -               | -                  | -               | -                  | -               | -                  | -               |
| Belleville                               | -                  | -               | -                  | -               | -                  | -               | -                  | -               | -                  | -               | -                  | -               | -                  | -               |
| Brantford                                | -                  | -               | -                  | -               | -                  | -               | -                  | -               | -                  | -               | -                  | -               | -                  | -               |
| Cape Breton                              | -                  | -               | -                  | -               | -                  | -               | -                  | -               | -                  | -               | -                  | -               | -                  | -               |
| Charlottetown                            | -                  | -               | -                  | -               | -                  | -               | -                  | -               | -                  | -               | -                  | -               | -                  | -               |
| Chatham-Kent                             | -                  | -               | -                  | -               | -                  | -               | -                  | -               | -                  | -               | -                  | -               | -                  | -               |
| Chilliwack                               | -                  | -               | -                  | -               | -                  | -               | -                  | -               | -                  | -               | -                  | -               | -                  | -               |
| Cornwall                                 | -                  | -               | -                  | -               | -                  | -               | -                  | -               | -                  | -               | -                  | -               | -                  | -               |
| Drummondville                            | 1                  | 3               | -                  | -               | -                  | -               | -                  | -               | -                  | -               | -                  | -               | 1                  | 3               |
| Fredericton                              | 3                  | 6               | 1                  | 8               | -                  | -               | -                  | -               | -                  | -               | -                  | -               | 4                  | 14              |
| Granby                                   | -                  | -               | -                  | -               | -                  | -               | -                  | -               | -                  | -               | -                  | -               | -                  | -               |
| Guelph                                   | -                  | -               | -                  | -               | -                  | -               | -                  | -               | -                  | -               | -                  | -               | -                  | -               |
| Kamloops                                 | -                  | -               | -                  | -               | -                  | -               | -                  | -               | -                  | -               | -                  | -               | -                  | -               |
| Kawartha Lakes                           | -                  | -               | -                  | -               | -                  | -               | -                  | -               | -                  | -               | -                  | -               | -                  | -               |
| Kelowna                                  | -                  | -               | -                  | -               | -                  | -               | 1                  | 50              | -                  | -               | -                  | -               | 1                  | 50              |
| Lethbridge                               | -                  | -               | -                  | -               | -                  | -               | -                  | -               | -                  | -               | -                  | -               | -                  | -               |
| Medicine Hat                             | -                  | -               | -                  | -               | -                  | -               | -                  | -               | -                  | -               | -                  | -               | -                  | -               |
| Moncton                                  | -                  | -               | -                  | -               | 1                  | 45              | -                  | -               | -                  | -               | -                  | -               | 1                  | 45              |
| Nanaimo                                  | -                  | -               | -                  | -               | -                  | -               | -                  | -               | -                  | -               | -                  | -               | -                  | -               |
| Norfolk                                  | -                  | -               | -                  | -               | -                  | -               | -                  | -               | -                  | -               | -                  | -               | -                  | -               |
| North Bay                                | -                  | -               | -                  | -               | -                  | -               | -                  | -               | -                  | -               | -                  | -               | -                  | -               |
| Peterborough                             | -                  | -               | -                  | -               | -                  | -               | -                  | -               | -                  | -               | -                  | -               | -                  | -               |
| Prince George                            | -                  | -               | -                  | -               | -                  | -               | -                  | -               | -                  | -               | -                  | -               | -                  | -               |
| Red Deer                                 | -                  | -               | -                  | -               | -                  | -               | -                  | -               | -                  | -               | -                  | -               | -                  | -               |
| Saint-Jean-Iberville                     | -                  | -               | -                  | -               | -                  | -               | -                  | -               | -                  | -               | -                  | -               | -                  | -               |
| Sarnia                                   | -                  | -               | -                  | -               | -                  | -               | -                  | -               | -                  | -               | -                  | -               | -                  | -               |
| Sault Ste. Marie                         | -                  | -               | -                  | -               | -                  | -               | -                  | -               | -                  | -               | -                  | -               | -                  | -               |
| Shawinigan                               | -                  | -               | -                  | -               | -                  | -               | -                  | -               | -                  | -               | -                  | -               | -                  | -               |
| Vernon                                   | -                  | -               | -                  | -               | -                  | -               | -                  | -               | -                  | -               | -                  | -               | -                  | -               |
| <b>Large CA Total / Total Grandes AR</b> | <b>4</b>           | <b>9</b>        | <b>1</b>           | <b>8</b>        | <b>1</b>           | <b>45</b>       | <b>1</b>           | <b>50</b>       | <b>-</b>           | <b>-</b>        | <b>-</b>           | <b>-</b>        | <b>7</b>           | <b>112</b>      |
| <b>Canada (50 000+)</b>                  | <b>56</b>          | <b>149</b>      | <b>29</b>          | <b>232</b>      | <b>14</b>          | <b>440</b>      | <b>9</b>           | <b>617</b>      | <b>3</b>           | <b>387</b>      | <b>3</b>           | <b>916</b>      | <b>114</b>         | <b>2,741</b>    |



HOUSING

INFORMATION

MONTHLY

VOLUME E

STARTS AND COMPLETIONS BY  
INTENDED MARKET (CANADA  
AND PROVINCIAL)

FEBRUARY 2003



BULLETIN

MENSUEL

D'INFORMATION

SUR LE LOGEMENT

VOLUME E

LOGEMENTS MIS EN CHANTIER ET  
ACHEVÉS PAR MARCHÉ VISÉ  
(CANADA ET PAR PROVINCE)

FÉVRIER 2003

MARKET ANALYSIS CENTRE

CENTRE D'ANALYSE DE MARCHÉ



Canada



Get this publication earlier! Switch your current hardcopy subscription to e-mailed PDF. Contact CMHC at (613) 748-2006 or by e-mail at [Market\\_Analysis\\_Centre@cmhc-schl.gc.ca](mailto:Market_Analysis_Centre@cmhc-schl.gc.ca) to get your copy sent to you by e-mail.

Obtenez votre copie plus rapidement avec la distribution par courriel! Contactez le (613)748-2006 ou [centre\\_d'analyse\\_de\\_marche@cmhc-schl.gc.ca](mailto:centre_d'analyse_de_marche@cmhc-schl.gc.ca) pour les détails.

©2003, Canada Mortgage and Housing Corporation  
ISSN 1192-7984 Printed in Canada  
Electronic Product # 61504DBE

©2003, Société canadienne d'hypothèques et de logement  
ISSN 1192-7984 Imprimé au Canada  
Numéro de produit électronique 61504DBE

# HOUSING INFORMATION MONTHLY

## VOLUME E

### STARTS AND COMPLETIONS BY INTENDED MARKET (CANADA AND PROVINCIAL)

FEBRUARY 2003

#### **Provincial Centres 50 000+**

Table E1: Provincial Dwelling Starts by Intended Market and Dwelling Type

Table E2: Provincial Dwelling Starts by Intended Market and Dwelling Type (cumulative)

Table E3-1 E3-2: Provincial Dwelling Starts by Intended Market

Table E4: Provincial Dwelling Completions by Intended Market and Dwelling Type

Table E5: Provincial Dwelling Completions by Intended Market and Dwelling Type (cumulative)

Table E6-1 E6-2: Provincial Dwelling Completions by Intended Market

#### **Provincial Centres 10 000+ (Available Quarterly)**

Table E7: Provincial Dwelling Starts by Intended Market and Dwelling Type

Table E8: Provincial Dwelling Starts by Intended Market and Dwelling Type (cumulative)

Table E9: Provincial Dwelling Starts by Intended Market

Table E10: Provincial Dwelling Completions by Intended Market and Dwelling Type

Table E11: Provincial Dwelling Completions by Intended Market and Dwelling Type (cumulative)

Table E12: Provincial Dwelling Completions by Intended Market

# BULLETIN MENSUEL D'INFORMATION SUR LE LOGEMENT

## VOLUME E

### LOGEMENTS MIS EN CHANTIER ET ACHEVÉS PAR MARCHÉ VISÉ (CANADA ET PAR PROVINCE)

FÉVRIER 2003

#### **Les centres de 50 000 habitants et plus**

Tableau E1: Logements mis en chantier par marché visé et type de logement, par province

Tableau E2: Logements mis en chantier par marché visé et type de logement, par province (cumulatif)

Tableau E3-1 E3-2: Logements mis en chantier par marché visé, par province

Tableau E4: Logements achevés par marché visé et type de logement, par province

Tableau E5: Logements achevés par marché visé et type de logement, par province (cumulatif)

Tableau E6-1 E6-2: Logements achevés par marché visé, par province

#### **Les centres de 10 000 habitants et plus (disponible trimestriellement)**

Tableau E7: Logements mis en chantier par marché visé et type de logement, par province

Tableau E8: Logements mis en chantier par marché visé et type de logement, par province (cumulatif)

Tableau E9: Logements mis en chantier par marché visé, par province

Tableau E10: Logements achevés par marché visé et type de logement, par province

Tableau E11: Logements achevés par marché visé et type de logement, par province (cumulatif)

Tableau E12: Logements achevés par marché visé, par province

\*2003 data based on 2001 final Census Definitions. 2002 data based on 2001 preliminary Census Definitions. / Les données de 2003 sont fondées sur les définitions finales du recensement de 2001. Les données de 2002 sont fondées sur les définitions préliminaires du recensement de 2001.



Table E1 - Tableau E1

Provincial Dwelling Starts by Intended Market and Dwelling Type - Logements mis en chantier par marché visé et type de logement, par province

Centres 50,000+ - Les centres de 50 000 habitants et plus

February 2003 - février 2003

|   |                             | Intended Market / Marché visé |                    |                      |                      |                                  | Total        |
|---|-----------------------------|-------------------------------|--------------------|----------------------|----------------------|----------------------------------|--------------|
|   |                             | Homeownership<br>Prop.-occ.   | Rental<br>Locatifs | Condo<br>Copropriété | Co-op<br>Coopératifs | Not Available<br>Non disponibles |              |
| Singles/Semis<br>Individuelles/<br>Jumelées         | Nfld.Lab./T.-N.-<br>L.      | 19                            | -                  | -                    | -                    | -                                | 19           |
|   | P.E.I./Î.-P.-É.             | 3                             | -                  | -                    | -                    | -                                | 3            |
|   | N.S./N.-É.                  | 87                            | -                  | -                    | -                    | -                                | 87           |
|   | N.B./N.-B.                  | 41                            | 7                  | -                    | -                    | -                                | 48           |
|   | Que./Qc                     | 906                           | -                  | -                    | -                    | -                                | 906          |
|   | Ont./Ont.                   | 2,339                         | -                  | 10                   | -                    | 1                                | 2,350        |
|   | Man./Man.                   | 97                            | -                  | 6                    | -                    | -                                | 103          |
|   | Sask./Sask.                 | 62                            | -                  | 1                    | -                    | -                                | 63           |
|   | Alta/Alb.                   | 1,392                         | -                  | 68                   | -                    | -                                | 1,460        |
|   | B.C./C.-B.                  | 704                           | 11                 | 74                   | -                    | -                                | 789          |
|   | <b>Canada (50<br/>000+)</b> | <b>5,650</b>                  | <b>18</b>          | <b>159</b>           | <b>-</b>             | <b>1</b>                         | <b>5,828</b> |
| Row<br>En Bande                                     | Nfld.Lab./T.-N.-<br>L.      | 8                             | -                  | -                    | -                    | -                                | 8            |
|   | P.E.I./Î.-P.-É.             | -                             | -                  | -                    | -                    | -                                | -            |
|   | N.S./N.-É.                  | -                             | -                  | -                    | -                    | -                                | -            |
|   | N.B./N.-B.                  | 4                             | -                  | -                    | -                    | -                                | 4            |
|   | Que./Qc                     | 8                             | -                  | 10                   | -                    | -                                | 18           |
|   | Ont./Ont.                   | 578                           | -                  | 129                  | -                    | -                                | 707          |
|   | Man./Man.                   | -                             | -                  | -                    | -                    | -                                | -            |
|   | Sask./Sask.                 | -                             | -                  | 42                   | -                    | -                                | 42           |
|   | Alta/Alb.                   | 14                            | 61                 | 131                  | -                    | -                                | 206          |
|   | B.C./C.-B.                  | -                             | 4                  | 153                  | -                    | -                                | 157          |
|   | <b>Canada (50<br/>000+)</b> | <b>612</b>                    | <b>65</b>          | <b>465</b>           | <b>-</b>             | <b>-</b>                         | <b>1,142</b> |
| Apartment and<br>Other<br>Appartements et<br>autres | Nfld.Lab./T.-N.-<br>L.      | 6                             | -                  | -                    | -                    | -                                | 6            |
|   | P.E.I./Î.-P.-É.             | -                             | -                  | -                    | -                    | -                                | -            |
|   | N.S./N.-É.                  | -                             | -                  | 80                   | -                    | -                                | 80           |
|   | N.B./N.-B.                  | -                             | -                  | -                    | -                    | -                                | -            |
|   | Que./Qc                     | 22                            | 294                | 590                  | -                    | -                                | 906          |
|   | Ont./Ont.                   | -                             | 835                | 2,736                | -                    | -                                | 3,571        |
|   | Man./Man.                   | -                             | -                  | -                    | -                    | -                                | -            |
|   | Sask./Sask.                 | -                             | -                  | -                    | -                    | -                                | -            |
|   | Alta/Alb.                   | 1                             | -                  | 811                  | -                    | -                                | 812          |
|   | B.C./C.-B.                  | 48                            | 88                 | 343                  | -                    | -                                | 479          |
|   | <b>Canada (50<br/>000+)</b> | <b>77</b>                     | <b>1,217</b>       | <b>4,560</b>         | <b>-</b>             | <b>-</b>                         | <b>5,854</b> |

Table E2 - Tableau E2

Provincial Dwelling Starts by Intended Market and Dwelling Type -Logements mis en chantier par marché visé et type de logement, par province

Centres 50,000+ - Les centres de 50 000 habitants et plus

January - February 2003 - janvier - février 2003

|   |                             | Intended Market / Marché visé |                    |                      |                      |                                  | Total         |
|---|-----------------------------|-------------------------------|--------------------|----------------------|----------------------|----------------------------------|---------------|
|   |                             | Homeownership<br>Prop.-occ.   | Rental<br>Locatifs | Condo<br>Copropriété | Co-op<br>Coopératifs | Not Available<br>Non disponibles |               |
| Singles/Semis<br>Individuelles/<br>Jumelées         | Nfld.Lab./T.-N.-<br>L.      | 44                            | -                  | -                    | -                    | -                                | 44            |
|   | P.E.I./Î.-P.-É.             | 12                            | -                  | -                    | -                    | -                                | 12            |
|   | N.S./N.-É.                  | 184                           | 1                  | -                    | -                    | -                                | 185           |
|   | N.B./N.-B.                  | 110                           | 15                 | -                    | -                    | -                                | 125           |
|   | Que./Qc                     | 1,594                         | -                  | -                    | -                    | -                                | 1,594         |
|   | Ont./Ont.                   | 4,559                         | -                  | 15                   | -                    | 4                                | 4,578         |
|   | Man./Man.                   | 178                           | -                  | 16                   | -                    | -                                | 194           |
|   | Sask./Sask.                 | 123                           | -                  | 3                    | -                    | -                                | 126           |
|   | Alta/Alb.                   | 2,683                         | -                  | 139                  | -                    | -                                | 2,822         |
|   | B.C./C.-B.                  | 1,346                         | 18                 | 140                  | -                    | -                                | 1,504         |
|   | <b>Canada (50<br/>000+)</b> | <b>10,833</b>                 | <b>34</b>          | <b>313</b>           | <b>-</b>             | <b>4</b>                         | <b>11,184</b> |
| Row<br>En Bande                                     | Nfld.Lab./T.-N.-<br>L.      | 13                            | -                  | -                    | -                    | -                                | 13            |
|   | P.E.I./Î.-P.-É.             | -                             | -                  | -                    | -                    | -                                | -             |
|   | N.S./N.-É.                  | 8                             | -                  | -                    | -                    | -                                | 8             |
|   | N.B./N.-B.                  | 4                             | 4                  | -                    | -                    | -                                | 8             |
|   | Que./Qc                     | 26                            | -                  | 25                   | -                    | -                                | 51            |
|   | Ont./Ont.                   | 1,144                         | -                  | 308                  | -                    | 55                               | 1,507         |
|   | Man./Man.                   | -                             | -                  | -                    | -                    | -                                | -             |
|   | Sask./Sask.                 | -                             | -                  | 42                   | -                    | -                                | 42            |
|   | Alta/Alb.                   | 42                            | 65                 | 271                  | -                    | -                                | 378           |
|   | B.C./C.-B.                  | -                             | 4                  | 309                  | -                    | -                                | 313           |
|   | <b>Canada (50<br/>000+)</b> | <b>1,237</b>                  | <b>73</b>          | <b>955</b>           | <b>-</b>             | <b>55</b>                        | <b>2,320</b>  |
| Apartment and<br>Other<br>Appartements et<br>autres | Nfld.Lab./T.-N.-<br>L.      | 6                             | -                  | -                    | -                    | -                                | 6             |
|   | P.E.I./Î.-P.-É.             | -                             | 11                 | -                    | -                    | -                                | 11            |
|   | N.S./N.-É.                  | -                             | 4                  | 80                   | -                    | -                                | 84            |
|   | N.B./N.-B.                  | -                             | 55                 | -                    | -                    | -                                | 55            |
|   | Que./Qc                     | 55                            | 1,136              | 1,028                | -                    | -                                | 2,219         |
|   | Ont./Ont.                   | -                             | 1,166              | 3,054                | -                    | 4                                | 4,224         |
|   | Man./Man.                   | -                             | -                  | 40                   | -                    | -                                | 40            |
|   | Sask./Sask.                 | -                             | -                  | 123                  | -                    | -                                | 123           |
|   | Alta/Alb.                   | 1                             | 12                 | 914                  | -                    | -                                | 927           |
|   | B.C./C.-B.                  | 88                            | 150                | 464                  | -                    | -                                | 702           |
|   | <b>Canada (50<br/>000+)</b> | <b>150</b>                    | <b>2,534</b>       | <b>5,703</b>         | <b>-</b>             | <b>4</b>                         | <b>8,391</b>  |

Table E3-1 - Tableau E3-1

Provincial Dwelling Starts by Intended Market - Logements mis en chantier par marché visé, par province

Centres 50,000+ - Les centres de 50 000 habitants et plus

February 2003 - février 2003

|                         | Intended Market / Marché visé |                    |                      |                      |                                  | Total         |
|-------------------------|-------------------------------|--------------------|----------------------|----------------------|----------------------------------|---------------|
|                         | Homeownership<br>Prop.-occ.   | Rental<br>Locatifs | Condo<br>Copropriété | Co-op<br>Coopératifs | Not Available<br>Non disponibles |               |
| Nfld.Lab./T.-N.-L.      | 33                            | -                  | -                    | -                    | -                                | 33            |
| P.E.I./Î.-P.-É.         | 3                             | -                  | -                    | -                    | -                                | 3             |
| N.S./N.-É.              | 87                            | -                  | 80                   | -                    | -                                | 167           |
| N.B./N.-B.              | 45                            | 7                  | -                    | -                    | -                                | 52            |
| Que./Qc                 | 936                           | 294                | 600                  | -                    | -                                | 1,830         |
| Ont./Ont.               | 2,917                         | 835                | 2,875                | -                    | 1                                | 6,628         |
| Man./Man.               | 97                            | -                  | 6                    | -                    | -                                | 103           |
| Sask./Sask.             | 62                            | -                  | 43                   | -                    | -                                | 105           |
| Alta/Alb.               | 1,407                         | 61                 | 1,010                | -                    | -                                | 2,478         |
| B.C./C.-B.              | 752                           | 103                | 570                  | -                    | -                                | 1,425         |
| <b>Canada (50 000+)</b> | <b>6,339</b>                  | <b>1,300</b>       | <b>5,184</b>         | <b>-</b>             | <b>1</b>                         | <b>12,824</b> |

Table E3-2 - Tableau E3-2

Provincial Dwelling Starts by Intended Market - Logements mis en chantier par marché visé, par province

Centres 50,000+ - Les centres de 50 000 habitants et plus

January - February 2003 - janvier - février 2003

|                         | Intended Market / Marché visé |                    |                      |                      |                                  | Total         |
|-------------------------|-------------------------------|--------------------|----------------------|----------------------|----------------------------------|---------------|
|                         | Homeownership<br>Prop.-occ.   | Rental<br>Locatifs | Condo<br>Copropriété | Co-op<br>Coopératifs | Not Available<br>Non disponibles |               |
| Nfld.Lab./T.-N.-L.      | 63                            | -                  | -                    | -                    | -                                | 63            |
| P.E.I./Î.-P.-É.         | 12                            | 11                 | -                    | -                    | -                                | 23            |
| N.S./N.-É.              | 192                           | 5                  | 80                   | -                    | -                                | 277           |
| N.B./N.-B.              | 114                           | 74                 | -                    | -                    | -                                | 188           |
| Que./Qc                 | 1,675                         | 1,136              | 1,053                | -                    | -                                | 3,864         |
| Ont./Ont.               | 5,703                         | 1,166              | 3,377                | -                    | 63                               | 10,309        |
| Man./Man.               | 178                           | -                  | 56                   | -                    | -                                | 234           |
| Sask./Sask.             | 123                           | -                  | 168                  | -                    | -                                | 291           |
| Alta/Alb.               | 2,726                         | 77                 | 1,324                | -                    | -                                | 4,127         |
| B.C./C.-B.              | 1,434                         | 172                | 913                  | -                    | -                                | 2,519         |
| <b>Canada (50 000+)</b> | <b>12,220</b>                 | <b>2,641</b>       | <b>6,971</b>         | <b>-</b>             | <b>63</b>                        | <b>21,895</b> |

Table E4 - Tableau E4

Provincial Dwelling Completions by Intended Market and Dwelling Type - Logements achevés par marché visé et type de logement, par province

Centres 50,000+ - Les centres de 50 000 habitants et plus

February 2003 - février 2003

|   |                             | Intended Market / Marché visé |                    |                      |                      |                                  | Total        |
|---|-----------------------------|-------------------------------|--------------------|----------------------|----------------------|----------------------------------|--------------|
|   |                             | Homeownership<br>Prop.-occ.   | Rental<br>Locatifs | Condo<br>Copropriété | Co-op<br>Coopératifs | Not Available<br>Non disponibles |              |
| Singles/Semis<br>Individuelles/<br>Jumelées         | Nfld./Lab./T.-N.-<br>L.     | 84                            | -                  | -                    | -                    | -                                | 84           |
|   | P.E.I./Î.-P.-É.             | 14                            | -                  | -                    | -                    | -                                | 14           |
|   | N.S./N.-É.                  | 152                           | -                  | -                    | -                    | -                                | 152          |
|   | N.B./N.-B.                  | 158                           | 6                  | -                    | -                    | -                                | 164          |
|   | Que./Qc                     | 674                           | -                  | -                    | -                    | -                                | 674          |
|   | Ont./Ont.                   | 3,103                         | -                  | 7                    | -                    | -                                | 3,110        |
|   | Man./Man.                   | 52                            | -                  | -                    | -                    | -                                | 52           |
|   | Sask./Sask.                 | 92                            | -                  | 2                    | -                    | -                                | 94           |
|   | Alta/Alb.                   | 1,403                         | 2                  | 74                   | -                    | -                                | 1,479        |
|   | B.C./C.-B.                  | 560                           | 15                 | 19                   | -                    | -                                | 594          |
|   | <b>Canada (50<br/>000+)</b> | <b>6,292</b>                  | <b>23</b>          | <b>102</b>           | <b>-</b>             | <b>-</b>                         | <b>6,417</b> |
| Row<br>En Bande                                     | Nfld./Lab./T.-N.-<br>L.     | -                             | -                  | -                    | -                    | -                                | -            |
|   | P.E.I./Î.-P.-É.             | -                             | -                  | -                    | -                    | -                                | -            |
|   | N.S./N.-É.                  | 14                            | -                  | 8                    | -                    | -                                | 22           |
|   | N.B./N.-B.                  | -                             | 4                  | -                    | -                    | -                                | 4            |
|   | Que./Qc                     | 3                             | -                  | 32                   | -                    | -                                | 35           |
|   | Ont./Ont.                   | 462                           | 64                 | 101                  | -                    | -                                | 627          |
|   | Man./Man.                   | -                             | -                  | -                    | -                    | -                                | -            |
|   | Sask./Sask.                 | -                             | -                  | 33                   | -                    | -                                | 33           |
|   | Alta/Alb.                   | 13                            | 11                 | 73                   | -                    | -                                | 97           |
|   | B.C./C.-B.                  | -                             | -                  | 130                  | -                    | -                                | 130          |
|   | <b>Canada (50<br/>000+)</b> | <b>492</b>                    | <b>79</b>          | <b>377</b>           | <b>-</b>             | <b>-</b>                         | <b>948</b>   |
| Apartment and<br>Other<br>Appartements et<br>autres | Nfld./Lab./T.-N.-<br>L.     | 6                             | -                  | -                    | -                    | -                                | 6            |
|   | P.E.I./Î.-P.-É.             | -                             | -                  | -                    | -                    | -                                | -            |
|   | N.S./N.-É.                  | -                             | 99                 | -                    | -                    | -                                | 99           |
|   | N.B./N.-B.                  | 6                             | 53                 | -                    | -                    | -                                | 59           |
|   | Que./Qc                     | 28                            | 214                | 194                  | -                    | -                                | 436          |
|   | Ont./Ont.                   | -                             | 134                | 923                  | -                    | -                                | 1,057        |
|   | Man./Man.                   | -                             | 72                 | -                    | -                    | -                                | 72           |
|   | Sask./Sask.                 | -                             | -                  | 30                   | -                    | -                                | 30           |
|   | Alta/Alb.                   | -                             | 400                | 340                  | -                    | -                                | 740          |
|   | B.C./C.-B.                  | 24                            | 76                 | 142                  | -                    | -                                | 242          |
|   | <b>Canada (50<br/>000+)</b> | <b>64</b>                     | <b>1,048</b>       | <b>1,629</b>         | <b>-</b>             | <b>-</b>                         | <b>2,741</b> |

Table E5 - Tableau E5

Provincial Dwelling Completions by Intended Market and Dwelling type - Logements achevés par marché visé et type de logement, par province

Centres 50,000+ - Les centres de 50 000 habitants et plus

January - February 2003 - janvier - février 2003

|   |                             | Intended Market / Marché visé |                    |                      |                      |                                  | Total         |
|---|-----------------------------|-------------------------------|--------------------|----------------------|----------------------|----------------------------------|---------------|
|   |                             | Homeownership<br>Prop.-occ.   | Rental<br>Locatifs | Condo<br>Copropriété | Co-op<br>Coopératifs | Not Available<br>Non disponibles |               |
| Singles/Semis<br>Individuelles/<br>Jumelées         | Nfld./Lab./T.-N.-<br>L.     | 134                           | -                  | -                    | -                    | -                                | 134           |
|   | P.E.I./Î.-P.-É.             | 42                            | -                  | -                    | -                    | -                                | 42            |
|   | N.S./N.-É.                  | 289                           | 7                  | -                    | -                    | -                                | 296           |
|   | N.B./N.-B.                  | 302                           | 28                 | -                    | -                    | -                                | 330           |
|   | Que./Qc                     | 1,750                         | -                  | -                    | -                    | -                                | 1,750         |
|   | Ont./Ont.                   | 6,483                         | -                  | 16                   | -                    | -                                | 6,499         |
|   | Man./Man.                   | 105                           | -                  | 1                    | -                    | -                                | 106           |
|   | Sask./Sask.                 | 166                           | -                  | 2                    | -                    | -                                | 168           |
|   | Alta/Alb.                   | 2,661                         | 2                  | 183                  | -                    | -                                | 2,846         |
|   | B.C./C.-B.                  | 1,309                         | 31                 | 63                   | -                    | -                                | 1,403         |
|   | <b>Canada (50<br/>000+)</b> | <b>13,241</b>                 | <b>68</b>          | <b>265</b>           | <b>-</b>             | <b>-</b>                         | <b>13,574</b> |
| Row<br>En Bande                                     | Nfld./Lab./T.-N.-<br>L.     | 4                             | -                  | -                    | -                    | -                                | 4             |
|   | P.E.I./Î.-P.-É.             | -                             | -                  | -                    | -                    | -                                | -             |
|   | N.S./N.-É.                  | 14                            | -                  | 8                    | -                    | -                                | 22            |
|   | N.B./N.-B.                  | 5                             | 4                  | -                    | -                    | -                                | 9             |
|   | Que./Qc                     | 23                            | -                  | 68                   | -                    | -                                | 91            |
|   | Ont./Ont.                   | 1,207                         | 79                 | 268                  | -                    | -                                | 1,554         |
|   | Man./Man.                   | -                             | -                  | -                    | -                    | -                                | -             |
|   | Sask./Sask.                 | -                             | -                  | 52                   | -                    | -                                | 52            |
|   | Alta/Alb.                   | 16                            | 11                 | 155                  | -                    | -                                | 182           |
|   | B.C./C.-B.                  | -                             | -                  | 261                  | -                    | -                                | 261           |
|   | <b>Canada (50<br/>000+)</b> | <b>1,269</b>                  | <b>94</b>          | <b>812</b>           | <b>-</b>             | <b>-</b>                         | <b>2,175</b>  |
| Apartment and<br>Other<br>Appartements et<br>autres | Nfld./Lab./T.-N.-<br>L.     | 16                            | -                  | -                    | -                    | -                                | 16            |
|   | P.E.I./Î.-P.-É.             | -                             | -                  | -                    | -                    | -                                | -             |
|   | N.S./N.-É.                  | -                             | 99                 | -                    | -                    | -                                | 99            |
|   | N.B./N.-B.                  | 10                            | 137                | -                    | -                    | -                                | 147           |
|   | Que./Qc                     | 58                            | 442                | 607                  | -                    | -                                | 1,107         |
|   | Ont./Ont.                   | -                             | 268                | 1,641                | -                    | -                                | 1,909         |
|   | Man./Man.                   | -                             | 72                 | -                    | -                    | -                                | 72            |
|   | Sask./Sask.                 | -                             | -                  | 34                   | -                    | -                                | 34            |
|   | Alta/Alb.                   | -                             | 611                | 528                  | -                    | -                                | 1,139         |
|   | B.C./C.-B.                  | 62                            | 238                | 364                  | -                    | -                                | 664           |
|   | <b>Canada (50<br/>000+)</b> | <b>146</b>                    | <b>1,867</b>       | <b>3,174</b>         | <b>-</b>             | <b>-</b>                         | <b>5,187</b>  |



Table E6-1 - Tableau E6-1

Provincial Dwelling Completions by Intended Market - Logements achevés par marché visé, par province

Centres 50,000+ - Les centres de 50 000 habitants et plus

February 2003 - février 2003

|                         | Intended Market / Marché visé |                    |                      |                      |                                  | Total         |
|-------------------------|-------------------------------|--------------------|----------------------|----------------------|----------------------------------|---------------|
|                         | Homeownership<br>Prop.-occ.   | Rental<br>Locatifs | Condo<br>Copropriété | Co-op<br>Coopératifs | Not Available<br>Non disponibles |               |
| Nfld.Lab./T.-N.-L.      | 90                            | -                  | -                    | -                    | -                                | 90            |
| P.E.I./Î.-P.-É.         | 14                            | -                  | -                    | -                    | -                                | 14            |
| N.S./N.-É.              | 166                           | 99                 | 8                    | -                    | -                                | 273           |
| N.B./N.-B.              | 164                           | 63                 | -                    | -                    | -                                | 227           |
| Que./Qc                 | 705                           | 214                | 226                  | -                    | -                                | 1,145         |
| Ont./Ont.               | 3,565                         | 198                | 1,031                | -                    | -                                | 4,794         |
| Man./Man.               | 52                            | 72                 | -                    | -                    | -                                | 124           |
| Sask./Sask.             | 92                            | -                  | 65                   | -                    | -                                | 157           |
| Alta/Alb.               | 1,416                         | 413                | 487                  | -                    | -                                | 2,316         |
| B.C./C.-B.              | 584                           | 91                 | 291                  | -                    | -                                | 966           |
| <b>Canada (50 000+)</b> | <b>6,848</b>                  | <b>1,150</b>       | <b>2,108</b>         | <b>-</b>             | <b>-</b>                         | <b>10,106</b> |

Table E6-2 - Tableau E6-2

Provincial Dwelling Completions by Intended Market - Logements achevés par marché visé, par province

Centres 50,000+ - Les centres de 50 000 habitants et plus

January - February 2003 - janvier - février 2003

|                         | Intended Market / Marché visé |                    |                      |                      |                                  | Total         |
|-------------------------|-------------------------------|--------------------|----------------------|----------------------|----------------------------------|---------------|
|                         | Homeownership<br>Prop.-occ.   | Rental<br>Locatifs | Condo<br>Copropriété | Co-op<br>Coopératifs | Not Available<br>Non disponibles |               |
| Nfld.Lab./T.-N.-L.      | 154                           | -                  | -                    | -                    | -                                | 154           |
| P.E.I./Î.-P.-É.         | 42                            | -                  | -                    | -                    | -                                | 42            |
| N.S./N.-É.              | 303                           | 106                | 8                    | -                    | -                                | 417           |
| N.B./N.-B.              | 317                           | 169                | -                    | -                    | -                                | 486           |
| Que./Qc                 | 1,831                         | 442                | 675                  | -                    | -                                | 2,948         |
| Ont./Ont.               | 7,690                         | 347                | 1,925                | -                    | -                                | 9,962         |
| Man./Man.               | 105                           | 72                 | 1                    | -                    | -                                | 178           |
| Sask./Sask.             | 166                           | -                  | 88                   | -                    | -                                | 254           |
| Alta/Alb.               | 2,677                         | 624                | 866                  | -                    | -                                | 4,167         |
| B.C./C.-B.              | 1,371                         | 269                | 688                  | -                    | -                                | 2,328         |
| <b>Canada (50 000+)</b> | <b>14,656</b>                 | <b>2,029</b>       | <b>4,251</b>         | <b>-</b>             | <b>-</b>                         | <b>20,936</b> |



HOUSING

INFORMATION

MONTHLY

VOLUME F

STARTS AND COMPLETIONS BY  
INTENDED MARKET (CMA AND  
LARGE CA)

FEBRUARY 2003



BULLETIN

MENSUEL

D'INFORMATION

SUR LE LOGEMENT

VOLUME F

LOGEMENTS MIS EN CHANTIER ET  
ACHEVÉS, PAR MARCHÉ VISÉ (RMR  
ET GRANDES AR)

FÉVRIER 2003

MARKET ANALYSIS CENTRE

CENTRE D'ANALYSE DE MARCHÉ



Canada

Get this publication earlier! Switch your current hardcopy subscription to e-mailed PDF. Contact CMHC at (613) 748-2006 or by e-mail at [Market\\_Analysis\\_Centre@cmhc-schl.gc.ca](mailto:Market_Analysis_Centre@cmhc-schl.gc.ca) to get your copy sent to you by e-mail.

Obtenez votre copie plus rapidement avec la distribution par courriel! Contactez le (613)748-2006 ou [centre\\_d'analyse\\_de\\_marche@cmhc-schl.gc.ca](mailto:centre_d'analyse_de_marche@cmhc-schl.gc.ca) pour les détails.

©2003, Canada Mortgage and Housing Corporation  
ISSN 1192-7984 Printed in Canada  
Electronic Product # 61504FBE

©2003, Société canadienne d'hypothèques et de logement  
ISSN 1192-7984 Imprimé au Canada  
Numéro de produit électronique 61504FBE

# HOUSING INFORMATION MONTHLY

## VOLUME F

### STARTS AND COMPLETIONS BY INTENDED MARKET (CMA AND LARGE CA)

FEBRUARY 2003

Table F1-1 to F1-4: Dwelling Starts by  
Intended Market (CMA)

Table F2-1 to F2-4: Dwelling Starts by  
Intended Market (Large CA)

Table F3-1 to F3-4: Cumulative Dwelling  
Starts by Intended Market (CMA)

Table F4-1 to F4-4: Cumulative Dwelling  
Starts by Intended Market (Large CA)

Table F5-1 to F5-4: Dwelling Completions by  
Intended Market (CMA)

Table F6-1 to F6-4: Dwelling Completions by  
Intended Market (Large CA)

Table F7-1 to F7-4: Cumulative Dwelling  
Completions by Intended Market (CMA)

Table F8-1 to F8-4: Cumulative Dwelling  
Completions by Intended Market (Large CA)

# BULLETIN MENSUEL D'INFORMATION SUR LE LOGEMENT

## VOLUME F

### LOGEMENTS MIS EN CHANTIER ET ACHEVÉS PAR MARCHÉ VISÉ (RMR ET GRANDES AR)

FÉVRIER 2003

Tableau F1-1 à F1-4: Logements mis en  
chantier par marché visé (RMR)

Tableau F2-1 à F2-4: Logements mis en  
chantier par marché visé (grandes AR)

Tableau F3-1 à F3-4: Logements mis en  
chantier cumulatifs par marché visé (RMR)

Tableau F4-1 à F4-4: Logements mis en  
chantier cumulatifs par marché visé (grandes  
AR)

Tableau F5-1 à F5-4: Logements achevés par  
marché visé (RMR)

Tableau F6-1 à F6-4: Logements achevés par  
marché visé (grandes AR)

Tableau F7-1 à F7-4: Logements achevés  
cumulatifs par marché visé (RMR)

Tableau F8-1 à F8-4: Logements achevés  
cumulatifs par marché visé (grandes AR)

\*2003 data based on 2001 final Census Definitions. 2002 data based on 2001 preliminary Census Definitions. / Les données de 2003 sont fondées sur les définitions finales du recensement de 2001. Les données de 2002 sont fondées sur les définitions préliminaires du recensement de 2001.

# HOUSING INFORMATION MONTHLY

VOLUME F

GEOGRAPHIC CHANGES BASED ON  
THE FINAL 2001 CENSUS  
DEFINITIONS.

FEBRUARY 2003

Chicoutimi-Jonquière CMA name changed to  
Saguenay CMA.

Saint-Jean-sur-Richelieu CA name changed to  
Saint-Jean-Iberville CA.

The CA's of Saint-Hyacinthe, Rimouski and  
Courtenay went from a Centre of 50,000+  
population to a Centre of 10,000 to 49,999  
population.

# BULLETIN MENSUEL D'INFORMATION SUR LE LOGEMENT

VOLUME F

CHANGEMENTS GÉOGRAPHIQUES  
FONDÉES SUR LES DÉFINITIONS  
FINALES DU RECENSEMENT DE 2001.

FÉVRIER 2003

Le nom de la RMR de Chicoutimi-Jonquière a été  
changé à la RMR de Saguenay.

Le nom de l'AR de Saint-Jean-sur-Richelieu a été  
changé à l'AR de Saint-Jean-Iberville.

Les AR de Saint-Hyacinthe, Rimouski et Courtenay  
ont passées d'un centre de 50 000 habitants et plus  
à un centre de 10 000 à 49 999 habitants.

Table F1-1 - Tableau F1-1

Dwelling Starts by Intended Market (CMA) - Logements mis en chantier par marché visé (RMR)

February 2003 - février 2003

|   |                            | Homeownership<br>Prop.-occ. | Rental<br>Locatifs | Condo<br>Copropriété | Co-op<br>Coopératifs | Not Available<br>Non disponibles | Total |
|---|----------------------------|-----------------------------|--------------------|----------------------|----------------------|----------------------------------|-------|
| Singles/Semis<br>Individuelles/<br>Jumelées | Abbotsford                 | 36                          | -                  | -                    | -                    | -                                | 36    |
|   | Calgary                    | 815                         | -                  | 25                   | -                    | -                                | 840   |
|   | Edmonton                   | 472                         | -                  | 43                   | -                    | -                                | 515   |
|   | Greater Sudbury            | -                           | -                  | -                    | -                    | -                                | -     |
|   | Halifax                    | 85                          | -                  | -                    | -                    | -                                | 85    |
|   | Hamilton                   | 97                          | -                  | 3                    | -                    | -                                | 100   |
|   | Kingston                   | 21                          | -                  | -                    | -                    | -                                | 21    |
|   | Kitchener                  | 179                         | -                  | 1                    | -                    | 1                                | 181   |
|   | London                     | 106                         | -                  | 6                    | -                    | -                                | 112   |
|   | Montréal                   | 649                         | -                  | -                    | -                    | -                                | 649   |
|   | Oshawa                     | 165                         | -                  | -                    | -                    | -                                | 165   |
|   | Ottawa-Gatineau            | 169                         | -                  | -                    | -                    | -                                | 169   |
|   | Gatineau                   | 34                          | -                  | -                    | -                    | -                                | 34    |
|   | Ottawa                     | 135                         | -                  | -                    | -                    | -                                | 135   |
|   | Québec                     | 126                         | -                  | -                    | -                    | -                                | 126   |
|   | Regina                     | 28                          | -                  | 1                    | -                    | -                                | 29    |
|   | Saguenay                   | 3                           | -                  | -                    | -                    | -                                | 3     |
|   | St. Catharines-<br>Niagara | 64                          | -                  | -                    | -                    | -                                | 64    |
|   | Saint John                 | 9                           | -                  | -                    | -                    | -                                | 9     |
|   | St. John's                 | 19                          | -                  | -                    | -                    | -                                | 19    |
|   | Saskatoon                  | 34                          | -                  | -                    | -                    | -                                | 34    |
|   | Sherbrooke                 | 24                          | -                  | -                    | -                    | -                                | 24    |
|   | Thunder Bay                | 1                           | -                  | -                    | -                    | -                                | 1     |
|   | Toronto                    | 1,292                       | -                  | -                    | -                    | -                                | 1,292 |
|   | Trois-Rivières             | 15                          | -                  | -                    | -                    | -                                | 15    |
|   | Vancouver                  | 421                         | 4                  | 66                   | -                    | -                                | 491   |
|   | Victoria                   | 73                          | 3                  | 2                    | -                    | -                                | 78    |
|   | Windsor                    | 127                         | -                  | -                    | -                    | -                                | 127   |
|   | Winnipeg                   | 97                          | -                  | 6                    | -                    | -                                | 103   |
|   | <b>CMA Total</b>           |                             |                    |                      |                      |                                  |       |
| <b>Total RMR</b>                            |                            | 5,127                       | 7                  | 153                  | -                    | 1                                | 5,288 |

Table F1-2 - Tableau F1-2

Dwelling Starts by Intended Market (CMA) - Logements mis en chantier par marché visé (RMR)

February 2003 - février 2003

|                  |                        | Homeownership<br>Prop.-occ. | Rental<br>Locatifs | Condo<br>Copropriété | Co-op<br>Coopératifs | Not Available<br>Non disponibles | Total |
|------------------|------------------------|-----------------------------|--------------------|----------------------|----------------------|----------------------------------|-------|
| Row<br>En Bande  | Abbotsford             | -                           | -                  | -                    | -                    | -                                | -     |
|                  | Calgary                | -                           | -                  | 119                  | -                    | -                                | 119   |
|                  | Edmonton               | -                           | 61                 | 4                    | -                    | -                                | 65    |
|                  | Greater Sudbury        | -                           | -                  | -                    | -                    | -                                | -     |
|                  | Halifax                | -                           | -                  | -                    | -                    | -                                | -     |
|                  | Hamilton               | 18                          | -                  | 120                  | -                    | -                                | 138   |
|                  | Kingston               | -                           | -                  | -                    | -                    | -                                | -     |
|                  | Kitchener              | 13                          | -                  | -                    | -                    | -                                | 13    |
|                  | London                 | 7                           | -                  | 9                    | -                    | -                                | 16    |
|                  | Montréal               | 4                           | -                  | 10                   | -                    | -                                | 14    |
|                  | Oshawa                 | 38                          | -                  | -                    | -                    | -                                | 38    |
|                  | Ottawa-Gatineau        | 129                         | -                  | -                    | -                    | -                                | 129   |
|                  | Gatineau               | -                           | -                  | -                    | -                    | -                                | -     |
|                  | Ottawa                 | 129                         | -                  | -                    | -                    | -                                | 129   |
|                  | Québec                 | -                           | -                  | -                    | -                    | -                                | -     |
|                  | Regina                 | -                           | -                  | 8                    | -                    | -                                | 8     |
|                  | Saguenay               | -                           | -                  | -                    | -                    | -                                | -     |
|                  | St. Catharines-Niagara | 16                          | -                  | -                    | -                    | -                                | 16    |
|                  | Saint John             | 4                           | -                  | -                    | -                    | -                                | 4     |
|                  | St. John's             | 8                           | -                  | -                    | -                    | -                                | 8     |
|                  | Saskatoon              | -                           | -                  | 34                   | -                    | -                                | 34    |
|                  | Sherbrooke             | -                           | -                  | -                    | -                    | -                                | -     |
|                  | Thunder Bay            | -                           | -                  | -                    | -                    | -                                | -     |
|                  | Toronto                | 251                         | -                  | -                    | -                    | -                                | 251   |
|                  | Trois-Rivières         | -                           | -                  | -                    | -                    | -                                | -     |
|                  | Vancouver              | -                           | 4                  | 149                  | -                    | -                                | 153   |
|                  | Victoria               | -                           | -                  | 4                    | -                    | -                                | 4     |
|                  | Windsor                | 62                          | -                  | -                    | -                    | -                                | 62    |
|                  | Winnipeg               | -                           | -                  | -                    | -                    | -                                | -     |
|                  | <b>CMA Total</b>       |                             | 550                | 65                   | 457                  | -                                | -     |
| <b>Total RMR</b> |                        |                             |                    |                      |                      |                                  |       |

Table F1-3 - Tableau F1-3

Dwelling Starts by Intended Market (CMA) - Logements mis en chantier par marché visé (RMR)

February 2003 - février 2003

|   |                            | Homeownership<br>Prop.-occ. | Rental<br>Locatifs | Condo<br>Copropriété | Co-op<br>Coopératifs | Not Available<br>Non disponibles | Total |
|---|----------------------------|-----------------------------|--------------------|----------------------|----------------------|----------------------------------|-------|
| Apartment and<br>Other<br>Appartements et<br>autres | Abbotsford                 | 32                          | -                  | -                    | -                    | -                                | 32    |
|   | Calgary                    | 1                           | -                  | 771                  | -                    | -                                | 772   |
|   | Edmonton                   | -                           | -                  | 40                   | -                    | -                                | 40    |
|   | Greater<br>Sudbury         | -                           | -                  | -                    | -                    | -                                | -     |
|   | Halifax                    | -                           | -                  | 80                   | -                    | -                                | 80    |
|   | Hamilton                   | -                           | -                  | -                    | -                    | -                                | -     |
|   | Kingston                   | -                           | -                  | -                    | -                    | -                                | -     |
|   | Kitchener                  | -                           | -                  | -                    | -                    | -                                | -     |
|   | London                     | -                           | 293                | -                    | -                    | -                                | 293   |
|   | Montréal                   | 18                          | 75                 | 472                  | -                    | -                                | 565   |
|   | Oshawa                     | -                           | -                  | -                    | -                    | -                                | -     |
|   | Ottawa-<br>Gatineau        | -                           | -                  | 15                   | -                    | -                                | 15    |
|   | Gatineau                   | -                           | -                  | -                    | -                    | -                                | -     |
|   | Ottawa                     | -                           | -                  | 15                   | -                    | -                                | 15    |
|   | Québec                     | 4                           | 144                | 106                  | -                    | -                                | 254   |
|   | Regina                     | -                           | -                  | -                    | -                    | -                                | -     |
|   | Saguenay                   | -                           | 12                 | -                    | -                    | -                                | 12    |
|   | St. Catharines-<br>Niagara | -                           | -                  | -                    | -                    | -                                | -     |
|   | Saint John                 | -                           | -                  | -                    | -                    | -                                | -     |
|   | St. John's                 | 6                           | -                  | -                    | -                    | -                                | 6     |
|   | Saskatoon                  | -                           | -                  | -                    | -                    | -                                | -     |
|   | Sherbrooke                 | -                           | 24                 | 12                   | -                    | -                                | 36    |
|   | Thunder Bay                | -                           | -                  | -                    | -                    | -                                | -     |
|   | Toronto                    | -                           | 537                | 2,696                | -                    | -                                | 3,233 |
|   | Trois-Rivières             | -                           | 6                  | -                    | -                    | -                                | 6     |
|   | Vancouver                  | 16                          | 88                 | 260                  | -                    | -                                | 364   |
|   | Victoria                   | -                           | -                  | -                    | -                    | -                                | -     |
| Windsor   | -                          | -                           | -                  | -                    | -                    | -                                |       |
| Winnipeg  | -                          | -                           | -                  | -                    | -                    | -                                |       |
| <b>CMA Total<br/>Total RMR</b>                      | <b>77</b>                  | <b>1,179</b>                | <b>4,452</b>       | <b>-</b>             | <b>-</b>             | <b>5,708</b>                     |       |



Table F1-4 - Tableau F1-4

Dwelling Starts by Intended Market (CMA) - Logements mis en chantier par marché visé (RMR)

February 2003 - février 2003

|       |                        | Homeownership<br>Prop.-occ. | Rental<br>Locatifs | Condo<br>Copropriété | Co-op<br>Coopératifs | Not Available<br>Non disponibles | Total  |
|-------|------------------------|-----------------------------|--------------------|----------------------|----------------------|----------------------------------|--------|
| Total | Abbotsford             | 68                          | -                  | -                    | -                    | -                                | 68     |
|       | Calgary                | 816                         | -                  | 915                  | -                    | -                                | 1,731  |
|       | Edmonton               | 472                         | 61                 | 87                   | -                    | -                                | 620    |
|       | Greater Sudbury        | -                           | -                  | -                    | -                    | -                                | -      |
|       | Halifax                | 85                          | -                  | 80                   | -                    | -                                | 165    |
|       | Hamilton               | 115                         | -                  | 123                  | -                    | -                                | 238    |
|       | Kingston               | 21                          | -                  | -                    | -                    | -                                | 21     |
|       | Kitchener              | 192                         | -                  | 1                    | -                    | 1                                | 194    |
|       | London                 | 113                         | 293                | 15                   | -                    | -                                | 421    |
|       | Montréal               | 671                         | 75                 | 482                  | -                    | -                                | 1,228  |
|       | Oshawa                 | 203                         | -                  | -                    | -                    | -                                | 203    |
|       | Ottawa-Gatineau        | 298                         | -                  | 15                   | -                    | -                                | 313    |
|       | Gatineau               | 34                          | -                  | -                    | -                    | -                                | 34     |
|       | Ottawa                 | 264                         | -                  | 15                   | -                    | -                                | 279    |
|       | Québec                 | 130                         | 144                | 106                  | -                    | -                                | 380    |
|       | Regina                 | 28                          | -                  | 9                    | -                    | -                                | 37     |
|       | Saguenay               | 3                           | 12                 | -                    | -                    | -                                | 15     |
|       | St. Catharines-Niagara | 80                          | -                  | -                    | -                    | -                                | 80     |
|       | Saint John             | 13                          | -                  | -                    | -                    | -                                | 13     |
|       | St. John's             | 33                          | -                  | -                    | -                    | -                                | 33     |
|       | Saskatoon              | 34                          | -                  | 34                   | -                    | -                                | 68     |
|       | Sherbrooke             | 24                          | 24                 | 12                   | -                    | -                                | 60     |
|       | Thunder Bay            | 1                           | -                  | -                    | -                    | -                                | 1      |
|       | Toronto                | 1,543                       | 537                | 2,696                | -                    | -                                | 4,776  |
|       | Trois-Rivières         | 15                          | 6                  | -                    | -                    | -                                | 21     |
|       | Vancouver              | 437                         | 96                 | 475                  | -                    | -                                | 1,008  |
|       | Victoria               | 73                          | 3                  | 6                    | -                    | -                                | 82     |
|       | Windsor                | 189                         | -                  | -                    | -                    | -                                | 189    |
|       | Winnipeg               | 97                          | -                  | 6                    | -                    | -                                | 103    |
|       | <b>CMA Total</b>       |                             |                    |                      |                      |                                  |        |
|       | <b>Total RMR</b>       | 5,754                       | 1,251              | 5,062                | -                    | 1                                | 12,068 |

Table F2-1 - Tableau F2-1

Dwelling Starts by Intended Market (Large CA) - Logements mis en chantier par marché visé (Grandes AR)

February 2003 - février 2003

|   |                                      | Homeownership<br>Prop.-occ. | Rental<br>Locatifs | Condo<br>Copropriété | Co-op<br>Coopératifs | Not Available<br>Non disponibles | Total |
|---|--------------------------------------|-----------------------------|--------------------|----------------------|----------------------|----------------------------------|-------|
| Singles/Semis<br>Individuelles/<br>Jumelées | Barrie                               | 48                          | -                  | -                    | -                    | -                                | 48    |
|   | Belleville                           | 7                           | -                  | -                    | -                    | -                                | 7     |
|   | Brantford                            | 23                          | -                  | -                    | -                    | -                                | 23    |
|   | Cape Breton                          | 2                           | -                  | -                    | -                    | -                                | 2     |
|   | Charlottetown                        | 3                           | -                  | -                    | -                    | -                                | 3     |
|   | Chatham-Kent                         | 4                           | -                  | -                    | -                    | -                                | 4     |
|   | Chilliwack                           | 9                           | -                  | -                    | -                    | -                                | 9     |
|   | Cornwall                             | 6                           | -                  | -                    | -                    | -                                | 6     |
|   | Drummondville                        | 8                           | -                  | -                    | -                    | -                                | 8     |
|   | Fredericton                          | 20                          | 1                  | -                    | -                    | -                                | 21    |
|   | Granby                               | 4                           | -                  | -                    | -                    | -                                | 4     |
|   | Guelph                               | 42                          | -                  | -                    | -                    | -                                | 42    |
|   | Kamloops                             | 7                           | -                  | -                    | -                    | -                                | 7     |
|   | Kawartha Lakes                       | 6                           | -                  | -                    | -                    | -                                | 6     |
|   | Kelowna                              | 105                         | 3                  | -                    | -                    | -                                | 108   |
|   | Lethbridge                           | 26                          | -                  | -                    | -                    | -                                | 26    |
|   | Medicine Hat                         | 22                          | -                  | -                    | -                    | -                                | 22    |
|   | Moncton                              | 12                          | 6                  | -                    | -                    | -                                | 18    |
|   | Nanaimo                              | 32                          | 1                  | 6                    | -                    | -                                | 39    |
|   | Norfolk                              | 1                           | -                  | -                    | -                    | -                                | 1     |
|   | North Bay                            | 2                           | -                  | -                    | -                    | -                                | 2     |
|   | Peterborough                         | 9                           | -                  | -                    | -                    | -                                | 9     |
|   | Prince George                        | 8                           | -                  | -                    | -                    | -                                | 8     |
|   | Red Deer                             | 57                          | -                  | -                    | -                    | -                                | 57    |
|   | Saint-Jean-Iberville                 | 43                          | -                  | -                    | -                    | -                                | 43    |
|   | Sarnia                               | 3                           | -                  | -                    | -                    | -                                | 3     |
|   | Sault Ste. Marie                     | 1                           | -                  | -                    | -                    | -                                | 1     |
|   | Shawinigan                           | -                           | -                  | -                    | -                    | -                                | -     |
|   | Vernon                               | 13                          | -                  | -                    | -                    | -                                | 13    |
|   | Large CA Total /<br>Total Grandes AR | 523                         | 11                 | 6                    | -                    | -                                | 540   |
| Canada                                      | 5,650                                | 18                          | 159                | -                    | 1                    | 5,828                            |       |

Table F2-2 - Tableau F2-2

Dwelling Starts by Intended Market (Large CA) - Logements mis en chantier par marché visé (Grandes AR)

February 2003 - février 2003

|                 |                                      | Homeownership<br>Prop.-occ. | Rental<br>Locatifs | Condo<br>Copropriété | Co-op<br>Coopératifs | Not Available<br>Non disponibles | Total |
|-----------------|--------------------------------------|-----------------------------|--------------------|----------------------|----------------------|----------------------------------|-------|
| Row<br>En Bande | Barrie                               | 3                           | -                  | -                    | -                    | -                                | 3     |
|                 | Belleville                           | -                           | -                  | -                    | -                    | -                                | -     |
|                 | Brantford                            | 11                          | -                  | -                    | -                    | -                                | 11    |
|                 | Cape Breton                          | -                           | -                  | -                    | -                    | -                                | -     |
|                 | Charlottetown                        | -                           | -                  | -                    | -                    | -                                | -     |
|                 | Chatham-Kent                         | 4                           | -                  | -                    | -                    | -                                | 4     |
|                 | Chilliwack                           | -                           | -                  | -                    | -                    | -                                | -     |
|                 | Cornwall                             | -                           | -                  | -                    | -                    | -                                | -     |
|                 | Drummondville                        | -                           | -                  | -                    | -                    | -                                | -     |
|                 | Fredericton                          | -                           | -                  | -                    | -                    | -                                | -     |
|                 | Granby                               | -                           | -                  | -                    | -                    | -                                | -     |
|                 | Guelph                               | 26                          | -                  | -                    | -                    | -                                | 26    |
|                 | Kamloops                             | -                           | -                  | -                    | -                    | -                                | -     |
|                 | Kawartha Lakes                       | -                           | -                  | -                    | -                    | -                                | -     |
|                 | Kelowna                              | -                           | -                  | -                    | -                    | -                                | -     |
|                 | Lethbridge                           | 10                          | -                  | -                    | -                    | -                                | 10    |
|                 | Medicine Hat                         | 4                           | -                  | -                    | -                    | -                                | 4     |
|                 | Moncton                              | -                           | -                  | -                    | -                    | -                                | -     |
|                 | Nanaimo                              | -                           | -                  | -                    | -                    | -                                | -     |
|                 | Norfolk                              | -                           | -                  | -                    | -                    | -                                | -     |
|                 | North Bay                            | -                           | -                  | -                    | -                    | -                                | -     |
|                 | Peterborough                         | -                           | -                  | -                    | -                    | -                                | -     |
|                 | Prince George                        | -                           | -                  | -                    | -                    | -                                | -     |
|                 | Red Deer                             | -                           | -                  | 8                    | -                    | -                                | 8     |
|                 | Saint-Jean-Iberville                 | 4                           | -                  | -                    | -                    | -                                | 4     |
|                 | Sarnia                               | -                           | -                  | -                    | -                    | -                                | -     |
|                 | Sault Ste. Marie                     | -                           | -                  | -                    | -                    | -                                | -     |
|                 | Shawinigan                           | -                           | -                  | -                    | -                    | -                                | -     |
|                 | Vernon                               | -                           | -                  | -                    | -                    | -                                | -     |
|                 | Large CA Total /<br>Total Grandes AR | 62                          | -                  | 8                    | -                    | -                                | 70    |
|                 | Canada                               | 612                         | 65                 | 465                  | -                    | -                                | 1,142 |

Table F2-3 - Tableau F2-3

Dwelling Starts by Intended Market (Large CA) - Logements mis en chantier par marché visé (Grandes AR)

February 2003 - février 2003

|   |                                      | Homeownership<br>Prop.-occ. | Rental<br>Locatifs | Condo<br>Copropriété | Co-op<br>Coopératifs | Not Available<br>Non disponibles | Total |
|---|--------------------------------------|-----------------------------|--------------------|----------------------|----------------------|----------------------------------|-------|
| Apartment and<br>Other<br>Appartements et<br>autres | Barrie                               | -                           | 5                  | 25                   | -                    | -                                | 30    |
|   | Belleville                           | -                           | -                  | -                    | -                    | -                                | -     |
|   | Brantford                            | -                           | -                  | -                    | -                    | -                                | -     |
|   | Cape Breton                          | -                           | -                  | -                    | -                    | -                                | -     |
|   | Charlottetown                        | -                           | -                  | -                    | -                    | -                                | -     |
|   | Chatham-Kent                         | -                           | -                  | -                    | -                    | -                                | -     |
|   | Chilliwack                           | -                           | -                  | -                    | -                    | -                                | -     |
|   | Cornwall                             | -                           | -                  | -                    | -                    | -                                | -     |
|   | Drummondville                        | -                           | -                  | -                    | -                    | -                                | -     |
|   | Fredericton                          | -                           | -                  | -                    | -                    | -                                | -     |
|   | Granby                               | -                           | -                  | -                    | -                    | -                                | -     |
|   | Guelph                               | -                           | -                  | -                    | -                    | -                                | -     |
|   | Kamloops                             | -                           | -                  | -                    | -                    | -                                | -     |
|   | Kawartha Lakes                       | -                           | -                  | -                    | -                    | -                                | -     |
|   | Kelowna                              | -                           | -                  | 83                   | -                    | -                                | 83    |
|   | Lethbridge                           | -                           | -                  | -                    | -                    | -                                | -     |
|   | Medicine Hat                         | -                           | -                  | -                    | -                    | -                                | -     |
|   | Moncton                              | -                           | -                  | -                    | -                    | -                                | -     |
|   | Nanaimo                              | -                           | -                  | -                    | -                    | -                                | -     |
|   | Norfolk                              | -                           | -                  | -                    | -                    | -                                | -     |
|   | North Bay                            | -                           | -                  | -                    | -                    | -                                | -     |
|   | Peterborough                         | -                           | -                  | -                    | -                    | -                                | -     |
|   | Prince George                        | -                           | -                  | -                    | -                    | -                                | -     |
|   | Red Deer                             | -                           | -                  | -                    | -                    | -                                | -     |
|   | Saint-Jean-<br>Iberville             | -                           | 33                 | -                    | -                    | -                                | 33    |
|   | Sarnia                               | -                           | -                  | -                    | -                    | -                                | -     |
|   | Sault Ste. Marie                     | -                           | -                  | -                    | -                    | -                                | -     |
|   | Shawinigan                           | -                           | -                  | -                    | -                    | -                                | -     |
|   | Vernon                               | -                           | -                  | -                    | -                    | -                                | -     |
|   | Large CA Total /<br>Total Grandes AR | -                           | 38                 | 108                  | -                    | -                                | 146   |
|   | Canada                               | 77                          | 1,217              | 4,560                | -                    | -                                | 5,854 |

Table F2-4 - Tableau F2-4

Dwelling Starts by Intended Market (Large CA) - Logements mis en chantier par marché visé (Grandes AR)

February 2003 - février 2003

|       |                                      | Homeownership<br>Prop.-occ. | Rental<br>Locatifs | Condo<br>Copropriété | Co-op<br>Coopératifs | Not Available<br>Non disponibles | Total  |
|-------|--------------------------------------|-----------------------------|--------------------|----------------------|----------------------|----------------------------------|--------|
| Total | Barrie                               | 51                          | 5                  | 25                   | -                    | -                                | 81     |
|       | Belleville                           | 7                           | -                  | -                    | -                    | -                                | 7      |
|       | Brantford                            | 34                          | -                  | -                    | -                    | -                                | 34     |
|       | Cape Breton                          | 2                           | -                  | -                    | -                    | -                                | 2      |
|       | Charlottetown                        | 3                           | -                  | -                    | -                    | -                                | 3      |
|       | Chatham-Kent                         | 8                           | -                  | -                    | -                    | -                                | 8      |
|       | Chilliwack                           | 9                           | -                  | -                    | -                    | -                                | 9      |
|       | Cornwall                             | 6                           | -                  | -                    | -                    | -                                | 6      |
|       | Drummondville                        | 8                           | -                  | -                    | -                    | -                                | 8      |
|       | Fredericton                          | 20                          | 1                  | -                    | -                    | -                                | 21     |
|       | Granby                               | 4                           | -                  | -                    | -                    | -                                | 4      |
|       | Guelph                               | 68                          | -                  | -                    | -                    | -                                | 68     |
|       | Kamloops                             | 7                           | -                  | -                    | -                    | -                                | 7      |
|       | Kawartha Lakes                       | 6                           | -                  | -                    | -                    | -                                | 6      |
|       | Kelowna                              | 105                         | 3                  | 83                   | -                    | -                                | 191    |
|       | Lethbridge                           | 36                          | -                  | -                    | -                    | -                                | 36     |
|       | Medicine Hat                         | 26                          | -                  | -                    | -                    | -                                | 26     |
|       | Moncton                              | 12                          | 6                  | -                    | -                    | -                                | 18     |
|       | Nanaimo                              | 32                          | 1                  | 6                    | -                    | -                                | 39     |
|       | Norfolk                              | 1                           | -                  | -                    | -                    | -                                | 1      |
|       | North Bay                            | 2                           | -                  | -                    | -                    | -                                | 2      |
|       | Peterborough                         | 9                           | -                  | -                    | -                    | -                                | 9      |
|       | Prince George                        | 8                           | -                  | -                    | -                    | -                                | 8      |
|       | Red Deer                             | 57                          | -                  | 8                    | -                    | -                                | 65     |
|       | Saint-Jean-Iberville                 | 47                          | 33                 | -                    | -                    | -                                | 80     |
|       | Sarnia                               | 3                           | -                  | -                    | -                    | -                                | 3      |
|       | Sault Ste. Marie                     | 1                           | -                  | -                    | -                    | -                                | 1      |
|       | Shawinigan                           | -                           | -                  | -                    | -                    | -                                | -      |
|       | Vernon                               | 13                          | -                  | -                    | -                    | -                                | 13     |
|       | Large CA Total /<br>Total Grandes AR | 585                         | 49                 | 122                  | -                    | -                                | 756    |
|       | Canada                               | 6,339                       | 1,300              | 5,184                | -                    | 1                                | 12,824 |

Table F3-1 - Tableau F3-1

Dwelling Starts by Intended Market (CMA) - Logements mis en chantier par marché visé (RMR)

January - February 2003 - janvier - février 2003

|   |                            | Homeownership<br>Prop.-occ. | Rental<br>Locatifs | Condo<br>Copropriété | Co-op<br>Coopératifs | Not Available<br>Non disponibles | Total  |
|---|----------------------------|-----------------------------|--------------------|----------------------|----------------------|----------------------------------|--------|
| Singles/Semis<br>Individuelles/<br>Jumelées | Abbotsford                 | 67                          | -                  | -                    | -                    | -                                | 67     |
|   | Calgary                    | 1,463                       | -                  | 61                   | -                    | -                                | 1,524  |
|   | Edmonton                   | 983                         | -                  | 78                   | -                    | -                                | 1,061  |
|   | Greater Sudbury            | 1                           | -                  | -                    | -                    | -                                | 1      |
|   | Halifax                    | 179                         | -                  | -                    | -                    | -                                | 179    |
|   | Hamilton                   | 180                         | -                  | 3                    | -                    | -                                | 183    |
|   | Kingston                   | 43                          | -                  | -                    | -                    | -                                | 43     |
|   | Kitchener                  | 350                         | -                  | 1                    | -                    | 3                                | 354    |
|   | London                     | 191                         | -                  | 7                    | -                    | -                                | 198    |
|   | Montréal                   | 1,117                       | -                  | -                    | -                    | -                                | 1,117  |
|   | Oshawa                     | 346                         | -                  | -                    | -                    | -                                | 346    |
|   | Ottawa-Gatineau            | 367                         | -                  | -                    | -                    | -                                | 367    |
|   | Gatineau                   | 91                          | -                  | -                    | -                    | -                                | 91     |
|   | Ottawa                     | 276                         | -                  | -                    | -                    | -                                | 276    |
|   | Québec                     | 197                         | -                  | -                    | -                    | -                                | 197    |
|   | Regina                     | 59                          | -                  | 3                    | -                    | -                                | 62     |
|   | Saguenay                   | 5                           | -                  | -                    | -                    | -                                | 5      |
|   | St. Catharines-<br>Niagara | 145                         | -                  | -                    | -                    | -                                | 145    |
|   | Saint John                 | 33                          | -                  | -                    | -                    | -                                | 33     |
|   | St. John's                 | 44                          | -                  | -                    | -                    | -                                | 44     |
|   | Saskatoon                  | 64                          | -                  | -                    | -                    | -                                | 64     |
|   | Sherbrooke                 | 51                          | -                  | -                    | -                    | -                                | 51     |
|   | Thunder Bay                | 6                           | -                  | -                    | -                    | 1                                | 7      |
|   | Toronto                    | 2,418                       | -                  | 4                    | -                    | -                                | 2,422  |
|   | Trois-Rivières             | 33                          | -                  | -                    | -                    | -                                | 33     |
|   | Vancouver                  | 853                         | 5                  | 116                  | -                    | -                                | 974    |
|   | Victoria                   | 125                         | 4                  | 2                    | -                    | -                                | 131    |
|   | Windsor                    | 234                         | -                  | -                    | -                    | -                                | 234    |
|   | Winnipeg                   | 178                         | -                  | 16                   | -                    | -                                | 194    |
|   | <b>CMA Total</b>           |                             |                    |                      |                      |                                  |        |
| <b>Total RMR</b>                            |                            | 9,732                       | 9                  | 291                  | -                    | 4                                | 10,036 |

Table F3-2 - Tableau F3-2

Dwelling Starts by Intended Market (CMA) - Logements mis en chantier par marché visé (RMR)

January - February 2003 - janvier - février 2003

|                  |                        | Homeownership<br>Prop.-occ. | Rental<br>Locatifs | Condo<br>Copropriété | Co-op<br>Coopératifs | Not Available<br>Non disponibles | Total |
|------------------|------------------------|-----------------------------|--------------------|----------------------|----------------------|----------------------------------|-------|
| Row<br>En Bande  | Abbotsford             | -                           | -                  | 4                    | -                    | -                                | 4     |
|                  | Calgary                | -                           | -                  | 207                  | -                    | -                                | 207   |
|                  | Edmonton               | 28                          | 61                 | 56                   | -                    | -                                | 145   |
|                  | Greater Sudbury        | -                           | -                  | -                    | -                    | -                                | -     |
|                  | Halifax                | 8                           | -                  | -                    | -                    | -                                | 8     |
|                  | Hamilton               | 51                          | -                  | 183                  | -                    | 15                               | 249   |
|                  | Kingston               | -                           | -                  | -                    | -                    | -                                | -     |
|                  | Kitchener              | 38                          | -                  | -                    | -                    | -                                | 38    |
|                  | London                 | 11                          | -                  | 15                   | -                    | -                                | 26    |
|                  | Montréal               | 18                          | -                  | 17                   | -                    | -                                | 35    |
|                  | Oshawa                 | 77                          | -                  | -                    | -                    | -                                | 77    |
|                  | Ottawa-Gatineau        | 270                         | -                  | 42                   | -                    | -                                | 312   |
|                  | Gatineau               | -                           | -                  | -                    | -                    | -                                | -     |
|                  | Ottawa                 | 270                         | -                  | 42                   | -                    | -                                | 312   |
|                  | Québec                 | 4                           | -                  | 8                    | -                    | -                                | 12    |
|                  | Regina                 | -                           | -                  | 8                    | -                    | -                                | 8     |
|                  | Saguenay               | -                           | -                  | -                    | -                    | -                                | -     |
|                  | St. Catharines-Niagara | 26                          | -                  | 4                    | -                    | -                                | 30    |
|                  | Saint John             | 4                           | -                  | -                    | -                    | -                                | 4     |
|                  | St. John's             | 13                          | -                  | -                    | -                    | -                                | 13    |
|                  | Saskatoon              | -                           | -                  | 34                   | -                    | -                                | 34    |
|                  | Sherbrooke             | -                           | -                  | -                    | -                    | -                                | -     |
|                  | Thunder Bay            | -                           | -                  | -                    | -                    | -                                | -     |
|                  | Toronto                | 505                         | -                  | 59                   | -                    | 36                               | 600   |
|                  | Trois-Rivières         | -                           | -                  | -                    | -                    | -                                | -     |
|                  | Vancouver              | -                           | 4                  | 273                  | -                    | -                                | 277   |
|                  | Victoria               | -                           | -                  | 32                   | -                    | -                                | 32    |
|                  | Windsor                | 62                          | -                  | -                    | -                    | -                                | 62    |
|                  | Winnipeg               | -                           | -                  | -                    | -                    | -                                | -     |
|                  | <b>CMA Total</b>       |                             |                    |                      |                      |                                  |       |
| <b>Total RMR</b> |                        | 1,115                       | 65                 | 942                  | -                    | 51                               | 2,173 |

Table F3-3 - Tableau F3-3

Dwelling Starts by Intended Market (CMA) - Logements mis en chantier par marché visé (RMR)

January - February 2003 - janvier - février 2003

|   |                            | Homeownership<br>Prop.-occ. | Rental<br>Locatifs | Condo<br>Copropriété | Co-op<br>Coopératifs | Not Available<br>Non disponibles | Total |
|---|----------------------------|-----------------------------|--------------------|----------------------|----------------------|----------------------------------|-------|
| Apartment and<br>Other<br>Appartements et<br>autres | Abbotsford                 | 62                          | -                  | -                    | -                    | -                                | 62    |
|   | Calgary                    | 1                           | -                  | 813                  | -                    | -                                | 814   |
|   | Edmonton                   | -                           | 12                 | 101                  | -                    | -                                | 113   |
|   | Greater<br>Sudbury         | -                           | -                  | -                    | -                    | -                                | -     |
|   | Halifax                    | -                           | 4                  | 80                   | -                    | -                                | 84    |
|   | Hamilton                   | -                           | -                  | -                    | -                    | -                                | -     |
|   | Kingston                   | -                           | -                  | -                    | -                    | -                                | -     |
|   | Kitchener                  | -                           | -                  | -                    | -                    | 4                                | 4     |
|   | London                     | -                           | 293                | -                    | -                    | -                                | 293   |
|   | Montréal                   | 40                          | 739                | 802                  | -                    | -                                | 1,581 |
|   | Oshawa                     | -                           | -                  | -                    | -                    | -                                | -     |
|   | Ottawa-<br>Gatineau        | -                           | 65                 | 15                   | -                    | -                                | 80    |
|   | Gatineau                   | -                           | 65                 | -                    | -                    | -                                | 65    |
|   | Ottawa                     | -                           | -                  | 15                   | -                    | -                                | 15    |
|   | Québec                     | 13                          | 155                | 214                  | -                    | -                                | 382   |
|   | Regina                     | -                           | -                  | 123                  | -                    | -                                | 123   |
|   | Saguenay                   | -                           | 12                 | -                    | -                    | -                                | 12    |
|   | St. Catharines-<br>Niagara | -                           | -                  | -                    | -                    | -                                | -     |
|   | Saint John                 | -                           | -                  | -                    | -                    | -                                | -     |
|   | St. John's                 | 6                           | -                  | -                    | -                    | -                                | 6     |
|   | Saskatoon                  | -                           | -                  | -                    | -                    | -                                | -     |
|   | Sherbrooke                 | -                           | 58                 | 12                   | -                    | -                                | 70    |
|   | Thunder Bay                | -                           | -                  | -                    | -                    | -                                | -     |
|   | Toronto                    | -                           | 667                | 3,014                | -                    | -                                | 3,681 |
|   | Trois-Rivières             | -                           | 10                 | -                    | -                    | -                                | 10    |
|   | Vancouver                  | 26                          | 100                | 308                  | -                    | -                                | 434   |
|   | Victoria                   | -                           | -                  | 73                   | -                    | -                                | 73    |
| Windsor   | -                          | -                           | -                  | -                    | -                    | -                                |       |
| Winnipeg  | -                          | -                           | 40                 | -                    | -                    | 40                               |       |
| <b>CMA Total</b>                                    |                            | 148                         | 2,115              | 5,595                | -                    | 4                                | 7,862 |
| <b>Total RMR</b>                                    |                            |                             |                    |                      |                      |                                  |       |



Table F3-4 - Tableau F3-4

Dwelling Starts by Intended Market (CMA) - Logements mis en chantier par marché visé (RMR)

January - February 2003 - janvier - février 2003

|       |                        | Homeownership<br>Prop.-occ. | Rental<br>Locatifs | Condo<br>Copropriété | Co-op<br>Coopératifs | Not Available<br>Non disponibles | Total  |
|-------|------------------------|-----------------------------|--------------------|----------------------|----------------------|----------------------------------|--------|
| Total | Abbotsford             | 129                         | -                  | 4                    | -                    | -                                | 133    |
|       | Calgary                | 1,464                       | -                  | 1,081                | -                    | -                                | 2,545  |
|       | Edmonton               | 1,011                       | 73                 | 235                  | -                    | -                                | 1,319  |
|       | Greater Sudbury        | 1                           | -                  | -                    | -                    | -                                | 1      |
|       | Halifax                | 187                         | 4                  | 80                   | -                    | -                                | 271    |
|       | Hamilton               | 231                         | -                  | 186                  | -                    | 15                               | 432    |
|       | Kingston               | 43                          | -                  | -                    | -                    | -                                | 43     |
|       | Kitchener              | 388                         | -                  | 1                    | -                    | 7                                | 396    |
|       | London                 | 202                         | 293                | 22                   | -                    | -                                | 517    |
|       | Montréal               | 1,175                       | 739                | 819                  | -                    | -                                | 2,733  |
|       | Oshawa                 | 423                         | -                  | -                    | -                    | -                                | 423    |
|       | Ottawa-Gatineau        | 637                         | 65                 | 57                   | -                    | -                                | 759    |
|       | Gatineau               | 91                          | 65                 | -                    | -                    | -                                | 156    |
|       | Ottawa                 | 546                         | -                  | 57                   | -                    | -                                | 603    |
|       | Québec                 | 214                         | 155                | 222                  | -                    | -                                | 591    |
|       | Regina                 | 59                          | -                  | 134                  | -                    | -                                | 193    |
|       | Saguenay               | 5                           | 12                 | -                    | -                    | -                                | 17     |
|       | St. Catharines-Niagara | 171                         | -                  | 4                    | -                    | -                                | 175    |
|       | Saint John             | 37                          | -                  | -                    | -                    | -                                | 37     |
|       | St. John's             | 63                          | -                  | -                    | -                    | -                                | 63     |
|       | Saskatoon              | 64                          | -                  | 34                   | -                    | -                                | 98     |
|       | Sherbrooke             | 51                          | 58                 | 12                   | -                    | -                                | 121    |
|       | Thunder Bay            | 6                           | -                  | -                    | -                    | 1                                | 7      |
|       | Toronto                | 2,923                       | 667                | 3,077                | -                    | 36                               | 6,703  |
|       | Trois-Rivières         | 33                          | 10                 | -                    | -                    | -                                | 43     |
|       | Vancouver              | 879                         | 109                | 697                  | -                    | -                                | 1,685  |
|       | Victoria               | 125                         | 4                  | 107                  | -                    | -                                | 236    |
|       | Windsor                | 296                         | -                  | -                    | -                    | -                                | 296    |
|       | Winnipeg               | 178                         | -                  | 56                   | -                    | -                                | 234    |
|       | <b>CMA Total</b>       |                             |                    |                      |                      |                                  |        |
|       | <b>Total RMR</b>       | 10,995                      | 2,189              | 6,828                | -                    | 59                               | 20,071 |

Table F4-1 - Tableau F4-1

Dwelling Starts by Intended Market (Large CA) - Logements mis en chantier par marché visé (Grandes AR)

January - February 2003 - janvier - février 2003

|   |                                      | Homeownership<br>Prop.-occ. | Rental<br>Locatifs | Condo<br>Copropriété | Co-op<br>Coopératifs | Not Available<br>Non disponibles | Total |
|---|--------------------------------------|-----------------------------|--------------------|----------------------|----------------------|----------------------------------|-------|
| Singles/Semis<br>Individuelles/<br>Jumelées | Barrie                               | 123                         | -                  | -                    | -                    | -                                | 123   |
|   | Belleville                           | 33                          | -                  | -                    | -                    | -                                | 33    |
|   | Brantford                            | 35                          | -                  | -                    | -                    | -                                | 35    |
|   | Cape Breton                          | 5                           | 1                  | -                    | -                    | -                                | 6     |
|   | Charlottetown                        | 12                          | -                  | -                    | -                    | -                                | 12    |
|   | Chatham-Kent                         | 8                           | -                  | -                    | -                    | -                                | 8     |
|   | Chilliwack                           | 20                          | -                  | 12                   | -                    | -                                | 32    |
|   | Cornwall                             | 19                          | -                  | -                    | -                    | -                                | 19    |
|   | Drummondville                        | 25                          | -                  | -                    | -                    | -                                | 25    |
|   | Fredericton                          | 40                          | 7                  | -                    | -                    | -                                | 47    |
|   | Granby                               | 19                          | -                  | -                    | -                    | -                                | 19    |
|   | Guelph                               | 79                          | -                  | -                    | -                    | -                                | 79    |
|   | Kamloops                             | 12                          | -                  | -                    | -                    | -                                | 12    |
|   | Kawartha Lakes                       | 21                          | -                  | -                    | -                    | -                                | 21    |
|   | Kelowna                              | 180                         | 5                  | -                    | -                    | -                                | 185   |
|   | Lethbridge                           | 58                          | -                  | -                    | -                    | -                                | 58    |
|   | Medicine Hat                         | 53                          | -                  | -                    | -                    | -                                | 53    |
|   | Moncton                              | 37                          | 8                  | -                    | -                    | -                                | 45    |
|   | Nanaimo                              | 55                          | 4                  | 10                   | -                    | -                                | 69    |
|   | Norfolk                              | 2                           | -                  | -                    | -                    | -                                | 2     |
|   | North Bay                            | 3                           | -                  | -                    | -                    | -                                | 3     |
|   | Peterborough                         | 27                          | -                  | -                    | -                    | -                                | 27    |
|   | Prince George                        | 8                           | -                  | -                    | -                    | -                                | 8     |
|   | Red Deer                             | 126                         | -                  | -                    | -                    | -                                | 126   |
|   | Saint-Jean-Iberville                 | 55                          | -                  | -                    | -                    | -                                | 55    |
|   | Sarnia                               | 17                          | -                  | -                    | -                    | -                                | 17    |
|   | Sault Ste. Marie                     | 2                           | -                  | -                    | -                    | -                                | 2     |
|   | Shawinigan                           | 1                           | -                  | -                    | -                    | -                                | 1     |
|   | Vernon                               | 26                          | -                  | -                    | -                    | -                                | 26    |
|   | Large CA Total /<br>Total Grandes AR | 1,101                       | 25                 | 22                   | -                    | -                                | 1,148 |
| Canada                                      | 10,833                               | 34                          | 313                | -                    | 4                    | 11,184                           |       |

Table F4-2 - Tableau F4-2

Dwelling Starts by Intended Market (Large CA) - Logements mis en chantier par marché visé (Grandes AR)

January - February 2003 - janvier - février 2003

|                 |                                      | Homeownership<br>Prop.-occ. | Rental<br>Locatifs | Condo<br>Copropriété | Co-op<br>Coopératifs | Not Available<br>Non disponibles | Total |
|-----------------|--------------------------------------|-----------------------------|--------------------|----------------------|----------------------|----------------------------------|-------|
| Row<br>En Bande | Barrie                               | 39                          | -                  | -                    | -                    | -                                | 39    |
|                 | Belleville                           | 11                          | -                  | -                    | -                    | -                                | 11    |
|                 | Brantford                            | 11                          | -                  | 5                    | -                    | -                                | 16    |
|                 | Cape Breton                          | -                           | -                  | -                    | -                    | -                                | -     |
|                 | Charlottetown                        | -                           | -                  | -                    | -                    | -                                | -     |
|                 | Chatham-Kent                         | 4                           | -                  | -                    | -                    | 4                                | 8     |
|                 | Chilliwack                           | -                           | -                  | -                    | -                    | -                                | -     |
|                 | Cornwall                             | -                           | -                  | -                    | -                    | -                                | -     |
|                 | Drummondville                        | -                           | -                  | -                    | -                    | -                                | -     |
|                 | Fredericton                          | -                           | -                  | -                    | -                    | -                                | -     |
|                 | Granby                               | -                           | -                  | -                    | -                    | -                                | -     |
|                 | Guelph                               | 31                          | -                  | -                    | -                    | -                                | 31    |
|                 | Kamloops                             | -                           | -                  | -                    | -                    | -                                | -     |
|                 | Kawartha Lakes                       | -                           | -                  | -                    | -                    | -                                | -     |
|                 | Kelowna                              | -                           | -                  | -                    | -                    | -                                | -     |
|                 | Lethbridge                           | 10                          | 4                  | -                    | -                    | -                                | 14    |
|                 | Medicine Hat                         | 4                           | -                  | -                    | -                    | -                                | 4     |
|                 | Moncton                              | -                           | 4                  | -                    | -                    | -                                | 4     |
|                 | Nanaimo                              | -                           | -                  | -                    | -                    | -                                | -     |
|                 | Norfolk                              | -                           | -                  | -                    | -                    | -                                | -     |
|                 | North Bay                            | -                           | -                  | -                    | -                    | -                                | -     |
|                 | Peterborough                         | 8                           | -                  | -                    | -                    | -                                | 8     |
|                 | Prince George                        | -                           | -                  | -                    | -                    | -                                | -     |
|                 | Red Deer                             | -                           | -                  | 8                    | -                    | -                                | 8     |
|                 | Saint-Jean-Iberville                 | 4                           | -                  | -                    | -                    | -                                | 4     |
|                 | Sarnia                               | -                           | -                  | -                    | -                    | -                                | -     |
|                 | Sault Ste. Marie                     | -                           | -                  | -                    | -                    | -                                | -     |
|                 | Shawinigan                           | -                           | -                  | -                    | -                    | -                                | -     |
|                 | Vernon                               | -                           | -                  | -                    | -                    | -                                | -     |
|                 | Large CA Total /<br>Total Grandes AR | 122                         | 8                  | 13                   | -                    | 4                                | 147   |
|                 | Canada                               | 1,237                       | 73                 | 955                  | -                    | 55                               | 2,320 |

Table F4-3 - Tableau F4-3

Dwelling Starts by Intended Market (Large CA) - Logements mis en chantier par marché visé (Grandes AR)

January - February 2003 - janvier - février 2003

|   |                                      | Homeownership<br>Prop.-occ. | Rental<br>Locatifs | Condo<br>Copropriété | Co-op<br>Coopératifs | Not Available<br>Non disponibles | Total |
|---|--------------------------------------|-----------------------------|--------------------|----------------------|----------------------|----------------------------------|-------|
| Apartment and<br>Other<br>Appartements et<br>autres | Barrie                               | -                           | 158                | 25                   | -                    | -                                | 183   |
|   | Belleville                           | -                           | -                  | -                    | -                    | -                                | -     |
|   | Brantford                            | -                           | -                  | -                    | -                    | -                                | -     |
|   | Cape Breton                          | -                           | -                  | -                    | -                    | -                                | -     |
|   | Charlottetown                        | -                           | 11                 | -                    | -                    | -                                | 11    |
|   | Chatham-Kent                         | -                           | -                  | -                    | -                    | -                                | -     |
|   | Chilliwack                           | -                           | -                  | -                    | -                    | -                                | -     |
|   | Cornwall                             | -                           | -                  | -                    | -                    | -                                | -     |
|   | Drummondville                        | -                           | 46                 | -                    | -                    | -                                | 46    |
|   | Fredericton                          | -                           | -                  | -                    | -                    | -                                | -     |
|   | Granby                               | 2                           | 12                 | -                    | -                    | -                                | 14    |
|   | Guelph                               | -                           | 48                 | -                    | -                    | -                                | 48    |
|   | Kamloops                             | -                           | -                  | -                    | -                    | -                                | -     |
|   | Kawartha Lakes                       | -                           | -                  | -                    | -                    | -                                | -     |
|   | Kelowna                              | -                           | 50                 | 83                   | -                    | -                                | 133   |
|   | Lethbridge                           | -                           | -                  | -                    | -                    | -                                | -     |
|   | Medicine Hat                         | -                           | -                  | -                    | -                    | -                                | -     |
|   | Moncton                              | -                           | 55                 | -                    | -                    | -                                | 55    |
|   | Nanaimo                              | -                           | -                  | -                    | -                    | -                                | -     |
|   | Norfolk                              | -                           | -                  | -                    | -                    | -                                | -     |
|   | North Bay                            | -                           | -                  | -                    | -                    | -                                | -     |
|   | Peterborough                         | -                           | -                  | -                    | -                    | -                                | -     |
|   | Prince George                        | -                           | -                  | -                    | -                    | -                                | -     |
|   | Red Deer                             | -                           | -                  | -                    | -                    | -                                | -     |
|   | Saint-Jean-<br>Iberville             | -                           | 39                 | -                    | -                    | -                                | 39    |
|   | Sarnia                               | -                           | -                  | -                    | -                    | -                                | -     |
|   | Sault Ste. Marie                     | -                           | -                  | -                    | -                    | -                                | -     |
|   | Shawinigan                           | -                           | -                  | -                    | -                    | -                                | -     |
|   | Vernon                               | -                           | -                  | -                    | -                    | -                                | -     |
|   | Large CA Total /<br>Total Grandes AR | 2                           | 419                | 108                  | -                    | -                                | 529   |
|   | Canada                               | 150                         | 2,534              | 5,703                | -                    | 4                                | 8,391 |

Table F4-4 - Tableau F4-4

Dwelling Starts by Intended Market (Large CA) - Logements mis en chantier par marché visé (Grandes AR)

January - February 2003 - janvier - février 2003

|       |                                      | Homeownership<br>Prop.-occ. | Rental<br>Locatifs | Condo<br>Copropriété | Co-op<br>Coopératifs | Not Available<br>Non disponibles | Total  |
|-------|--------------------------------------|-----------------------------|--------------------|----------------------|----------------------|----------------------------------|--------|
| Total | Barrie                               | 162                         | 158                | 25                   | -                    | -                                | 345    |
|       | Belleville                           | 44                          | -                  | -                    | -                    | -                                | 44     |
|       | Brantford                            | 46                          | -                  | 5                    | -                    | -                                | 51     |
|       | Cape Breton                          | 5                           | 1                  | -                    | -                    | -                                | 6      |
|       | Charlottetown                        | 12                          | 11                 | -                    | -                    | -                                | 23     |
|       | Chatham-Kent                         | 12                          | -                  | -                    | -                    | 4                                | 16     |
|       | Chilliwack                           | 20                          | -                  | 12                   | -                    | -                                | 32     |
|       | Cornwall                             | 19                          | -                  | -                    | -                    | -                                | 19     |
|       | Drummondville                        | 25                          | 46                 | -                    | -                    | -                                | 71     |
|       | Fredericton                          | 40                          | 7                  | -                    | -                    | -                                | 47     |
|       | Granby                               | 21                          | 12                 | -                    | -                    | -                                | 33     |
|       | Guelph                               | 110                         | 48                 | -                    | -                    | -                                | 158    |
|       | Kamloops                             | 12                          | -                  | -                    | -                    | -                                | 12     |
|       | Kawartha Lakes                       | 21                          | -                  | -                    | -                    | -                                | 21     |
|       | Kelowna                              | 180                         | 55                 | 83                   | -                    | -                                | 318    |
|       | Lethbridge                           | 68                          | 4                  | -                    | -                    | -                                | 72     |
|       | Medicine Hat                         | 57                          | -                  | -                    | -                    | -                                | 57     |
|       | Moncton                              | 37                          | 67                 | -                    | -                    | -                                | 104    |
|       | Nanaimo                              | 55                          | 4                  | 10                   | -                    | -                                | 69     |
|       | Norfolk                              | 2                           | -                  | -                    | -                    | -                                | 2      |
|       | North Bay                            | 3                           | -                  | -                    | -                    | -                                | 3      |
|       | Peterborough                         | 35                          | -                  | -                    | -                    | -                                | 35     |
|       | Prince George                        | 8                           | -                  | -                    | -                    | -                                | 8      |
|       | Red Deer                             | 126                         | -                  | 8                    | -                    | -                                | 134    |
|       | Saint-Jean-Iberville                 | 59                          | 39                 | -                    | -                    | -                                | 98     |
|       | Sarnia                               | 17                          | -                  | -                    | -                    | -                                | 17     |
|       | Sault Ste. Marie                     | 2                           | -                  | -                    | -                    | -                                | 2      |
|       | Shawinigan                           | 1                           | -                  | -                    | -                    | -                                | 1      |
|       | Vernon                               | 26                          | -                  | -                    | -                    | -                                | 26     |
|       | Large CA Total /<br>Total Grandes AR | 1,225                       | 452                | 143                  | -                    | 4                                | 1,824  |
|       | Canada                               | 12,220                      | 2,641              | 6,971                | -                    | 63                               | 21,895 |

Table F5-1 - Tableau F5-1

Dwelling Completions by Intended Market (CMA) - Logements achevés par marché visé (RMR)

February 2003 - février 2003

|   |                            | Homeownership<br>Prop.-occ. | Rental<br>Locatifs | Condo<br>Copropriété | Co-op<br>Coopératifs | Not Available<br>Non disponibles | Total |
|---|----------------------------|-----------------------------|--------------------|----------------------|----------------------|----------------------------------|-------|
| Singles/Semis<br>Individuelles/<br>Jumelées | Abbotsford                 | 22                          | -                  | 1                    | -                    | -                                | 23    |
|   | Calgary                    | 753                         | 2                  | 27                   | -                    | -                                | 782   |
|   | Edmonton                   | 505                         | -                  | 46                   | -                    | -                                | 551   |
|   | Greater Sudbury            | 20                          | -                  | -                    | -                    | -                                | 20    |
|   | Halifax                    | 152                         | -                  | -                    | -                    | -                                | 152   |
|   | Hamilton                   | 72                          | -                  | 4                    | -                    | -                                | 76    |
|   | Kingston                   | 47                          | -                  | -                    | -                    | -                                | 47    |
|   | Kitchener                  | 140                         | -                  | -                    | -                    | -                                | 140   |
|   | London                     | 111                         | -                  | 2                    | -                    | -                                | 113   |
|   | Montréal                   | 399                         | -                  | -                    | -                    | -                                | 399   |
|   | Oshawa                     | 178                         | -                  | -                    | -                    | -                                | 178   |
|   | Ottawa-Gatineau            | 391                         | -                  | -                    | -                    | -                                | 391   |
|   | Gatineau                   | 128                         | -                  | -                    | -                    | -                                | 128   |
|   | Ottawa                     | 263                         | -                  | -                    | -                    | -                                | 263   |
|   | Québec                     | 62                          | -                  | -                    | -                    | -                                | 62    |
|   | Regina                     | 27                          | -                  | 2                    | -                    | -                                | 29    |
|   | Saguenay                   | 14                          | -                  | -                    | -                    | -                                | 14    |
|   | St. Catharines-<br>Niagara | 78                          | -                  | -                    | -                    | -                                | 78    |
|   | Saint John                 | 24                          | -                  | -                    | -                    | -                                | 24    |
|   | St. John's                 | 84                          | -                  | -                    | -                    | -                                | 84    |
|   | Saskatoon                  | 65                          | -                  | -                    | -                    | -                                | 65    |
|   | Sherbrooke                 | 22                          | -                  | -                    | -                    | -                                | 22    |
|   | Thunder Bay                | 12                          | -                  | -                    | -                    | -                                | 12    |
|   | Toronto                    | 1,772                       | -                  | 1                    | -                    | -                                | 1,773 |
|   | Trois-Rivières             | 12                          | -                  | -                    | -                    | -                                | 12    |
|   | Vancouver                  | 329                         | 4                  | 7                    | -                    | -                                | 340   |
|   | Victoria                   | 56                          | 2                  | 4                    | -                    | -                                | 62    |
|   | Windsor                    | 100                         | -                  | -                    | -                    | -                                | 100   |
|   | Winnipeg                   | 52                          | -                  | -                    | -                    | -                                | 52    |
|   | <b>CMA Total</b>           |                             | 5,499              | 8                    | 94                   | -                                | -     |
| <b>Total RMR</b>                            |                            |                             |                    |                      |                      |                                  |       |

Table F5-2 - Tableau F5-2

Dwelling Completions by Intended Market (CMA) - Logements achevés par marché visé (RMR)

February 2003 - février 2003

|                  |                        | Homeownership<br>Prop.-occ. | Rental<br>Locatifs | Condo<br>Copropriété | Co-op<br>Coopératifs | Not Available<br>Non disponibles | Total |
|------------------|------------------------|-----------------------------|--------------------|----------------------|----------------------|----------------------------------|-------|
| Row<br>En Bande  | Abbotsford             | -                           | -                  | -                    | -                    | -                                | -     |
|                  | Calgary                | 9                           | -                  | 43                   | -                    | -                                | 52    |
|                  | Edmonton               | -                           | -                  | 14                   | -                    | -                                | 14    |
|                  | Greater Sudbury        | -                           | -                  | -                    | -                    | -                                | -     |
|                  | Halifax                | 14                          | -                  | 8                    | -                    | -                                | 22    |
|                  | Hamilton               | 67                          | -                  | 5                    | -                    | -                                | 72    |
|                  | Kingston               | -                           | -                  | -                    | -                    | -                                | -     |
|                  | Kitchener              | 54                          | -                  | 4                    | -                    | -                                | 58    |
|                  | London                 | 3                           | -                  | 22                   | -                    | -                                | 25    |
|                  | Montréal               | 3                           | -                  | 32                   | -                    | -                                | 35    |
|                  | Oshawa                 | 16                          | -                  | -                    | -                    | -                                | 16    |
|                  | Ottawa-Gatineau        | 115                         | 16                 | -                    | -                    | -                                | 131   |
|                  | Gatineau               | -                           | -                  | -                    | -                    | -                                | -     |
|                  | Ottawa                 | 115                         | 16                 | -                    | -                    | -                                | 131   |
|                  | Québec                 | -                           | -                  | -                    | -                    | -                                | -     |
|                  | Regina                 | -                           | -                  | -                    | -                    | -                                | -     |
|                  | Saguenay               | -                           | -                  | -                    | -                    | -                                | -     |
|                  | St. Catharines-Niagara | 3                           | -                  | -                    | -                    | -                                | 3     |
|                  | Saint John             | -                           | 4                  | -                    | -                    | -                                | 4     |
|                  | St. John's             | -                           | -                  | -                    | -                    | -                                | -     |
|                  | Saskatoon              | -                           | -                  | 33                   | -                    | -                                | 33    |
|                  | Sherbrooke             | -                           | -                  | -                    | -                    | -                                | -     |
|                  | Thunder Bay            | -                           | -                  | -                    | -                    | -                                | -     |
|                  | Toronto                | 171                         | 24                 | 70                   | -                    | -                                | 265   |
|                  | Trois-Rivières         | -                           | -                  | -                    | -                    | -                                | -     |
|                  | Vancouver              | -                           | -                  | 111                  | -                    | -                                | 111   |
|                  | Victoria               | -                           | -                  | 3                    | -                    | -                                | 3     |
|                  | Windsor                | 10                          | -                  | -                    | -                    | -                                | 10    |
|                  | Winnipeg               | -                           | -                  | -                    | -                    | -                                | -     |
|                  | <b>CMA Total</b>       |                             |                    |                      |                      |                                  |       |
| <b>Total RMR</b> |                        | 465                         | 44                 | 345                  | -                    | -                                | 854   |

Table F5-3 - Tableau F5-3

Dwelling Completions by Intended Market (CMA) - Logements achevés par marché visé (RMR)

February 2003 - février 2003

|   |                            | Homeownership<br>Prop.-occ. | Rental<br>Locatifs | Condo<br>Copropriété | Co-op<br>Coopératifs | Not Available<br>Non disponibles | Total |
|---|----------------------------|-----------------------------|--------------------|----------------------|----------------------|----------------------------------|-------|
| Apartment and<br>Other<br>Appartements et<br>autres | Abbotsford                 | 8                           | -                  | -                    | -                    | -                                | 8     |
|   | Calgary                    | -                           | 341                | 340                  | -                    | -                                | 681   |
|   | Edmonton                   | -                           | 59                 | -                    | -                    | -                                | 59    |
|   | Greater<br>Sudbury         | -                           | -                  | -                    | -                    | -                                | -     |
|   | Halifax                    | -                           | 99                 | -                    | -                    | -                                | 99    |
|   | Hamilton                   | -                           | -                  | -                    | -                    | -                                | -     |
|   | Kingston                   | -                           | -                  | -                    | -                    | -                                | -     |
|   | Kitchener                  | -                           | 2                  | -                    | -                    | -                                | 2     |
|   | London                     | -                           | -                  | -                    | -                    | -                                | -     |
|   | Montréal                   | 22                          | 126                | 194                  | -                    | -                                | 342   |
|   | Oshawa                     | -                           | -                  | -                    | -                    | -                                | -     |
|   | Ottawa-<br>Gatineau        | -                           | 18                 | -                    | -                    | -                                | 18    |
|   | Gatineau                   | -                           | -                  | -                    | -                    | -                                | -     |
|   | Ottawa                     | -                           | 18                 | -                    | -                    | -                                | 18    |
|   | Québec                     | 4                           | 58                 | -                    | -                    | -                                | 62    |
|   | Regina                     | -                           | -                  | 30                   | -                    | -                                | 30    |
|   | Saguenay                   | 2                           | 11                 | -                    | -                    | -                                | 13    |
|   | St. Catharines-<br>Niagara | -                           | -                  | -                    | -                    | -                                | -     |
|   | Saint John                 | -                           | -                  | -                    | -                    | -                                | -     |
|   | St. John's                 | 6                           | -                  | -                    | -                    | -                                | 6     |
|   | Saskatoon                  | -                           | -                  | -                    | -                    | -                                | -     |
|   | Sherbrooke                 | -                           | 12                 | -                    | -                    | -                                | 12    |
|   | Thunder Bay                | -                           | 6                  | -                    | -                    | -                                | 6     |
|   | Toronto                    | -                           | 108                | 923                  | -                    | -                                | 1,031 |
|   | Trois-Rivières             | -                           | 4                  | -                    | -                    | -                                | 4     |
|   | Vancouver                  | 16                          | 52                 | 76                   | -                    | -                                | 144   |
|   | Victoria                   | -                           | 24                 | 16                   | -                    | -                                | 40    |
| Windsor   | -                          | -                           | -                  | -                    | -                    | -                                |       |
| Winnipeg  | -                          | 72                          | -                  | -                    | -                    | 72                               |       |
| <b>CMA Total<br/>Total RMR</b>                      | <b>58</b>                  | <b>992</b>                  | <b>1,579</b>       | <b>-</b>             | <b>-</b>             | <b>2,629</b>                     |       |



Table F5-4 - Tableau F5-4

Dwelling Completions by Intended Market (CMA) - Logements achevés par marché visé (RMR)

February 2003 - février 2003

|       |                        | Homeownership<br>Prop.-occ. | Rental<br>Locatifs | Condo<br>Copropriété | Co-op<br>Coopératifs | Not Available<br>Non disponibles | Total |
|-------|------------------------|-----------------------------|--------------------|----------------------|----------------------|----------------------------------|-------|
| Total | Abbotsford             | 30                          | -                  | 1                    | -                    | -                                | 31    |
|       | Calgary                | 762                         | 343                | 410                  | -                    | -                                | 1,515 |
|       | Edmonton               | 505                         | 59                 | 60                   | -                    | -                                | 624   |
|       | Greater Sudbury        | 20                          | -                  | -                    | -                    | -                                | 20    |
|       | Halifax                | 166                         | 99                 | 8                    | -                    | -                                | 273   |
|       | Hamilton               | 139                         | -                  | 9                    | -                    | -                                | 148   |
|       | Kingston               | 47                          | -                  | -                    | -                    | -                                | 47    |
|       | Kitchener              | 194                         | 2                  | 4                    | -                    | -                                | 200   |
|       | London                 | 114                         | -                  | 24                   | -                    | -                                | 138   |
|       | Montréal               | 424                         | 126                | 226                  | -                    | -                                | 776   |
|       | Oshawa                 | 194                         | -                  | -                    | -                    | -                                | 194   |
|       | Ottawa-Gatineau        | 506                         | 34                 | -                    | -                    | -                                | 540   |
|       | Gatineau               | 128                         | -                  | -                    | -                    | -                                | 128   |
|       | Ottawa                 | 378                         | 34                 | -                    | -                    | -                                | 412   |
|       | Québec                 | 66                          | 58                 | -                    | -                    | -                                | 124   |
|       | Regina                 | 27                          | -                  | 32                   | -                    | -                                | 59    |
|       | Saguenay               | 16                          | 11                 | -                    | -                    | -                                | 27    |
|       | St. Catharines-Niagara | 81                          | -                  | -                    | -                    | -                                | 81    |
|       | Saint John             | 24                          | 4                  | -                    | -                    | -                                | 28    |
|       | St. John's             | 90                          | -                  | -                    | -                    | -                                | 90    |
|       | Saskatoon              | 65                          | -                  | 33                   | -                    | -                                | 98    |
|       | Sherbrooke             | 22                          | 12                 | -                    | -                    | -                                | 34    |
|       | Thunder Bay            | 12                          | 6                  | -                    | -                    | -                                | 18    |
|       | Toronto                | 1,943                       | 132                | 994                  | -                    | -                                | 3,069 |
|       | Trois-Rivières         | 12                          | 4                  | -                    | -                    | -                                | 16    |
|       | Vancouver              | 345                         | 56                 | 194                  | -                    | -                                | 595   |
|       | Victoria               | 56                          | 26                 | 23                   | -                    | -                                | 105   |
|       | Windsor                | 110                         | -                  | -                    | -                    | -                                | 110   |
|       | Winnipeg               | 52                          | 72                 | -                    | -                    | -                                | 124   |
|       | <b>CMA Total</b>       |                             |                    |                      |                      |                                  |       |
|       | <b>Total RMR</b>       | 6,022                       | 1,044              | 2,018                | -                    | -                                | 9,084 |

Table F6-1 - Tableau F6-1

Dwelling Completions by Intended Market (Large CA) - Logements achevés par marché visé (Grandes AR)

February 2003 - février 2003

|   |                                      | Homeownership<br>Prop.-occ. | Rental<br>Locatifs | Condo<br>Copropriété | Co-op<br>Coopératifs | Not Available<br>Non disponibles | Total |
|---|--------------------------------------|-----------------------------|--------------------|----------------------|----------------------|----------------------------------|-------|
| Singles/Semis<br>Individuelles/<br>Jumelées | Barrie                               | 137                         | -                  | -                    | -                    | -                                | 137   |
|   | Belleville                           | 17                          | -                  | -                    | -                    | -                                | 17    |
|   | Brantford                            | 35                          | -                  | -                    | -                    | -                                | 35    |
|   | Cape Breton                          | -                           | -                  | -                    | -                    | -                                | -     |
|   | Charlottetown                        | 14                          | -                  | -                    | -                    | -                                | 14    |
|   | Chatham-Kent                         | 4                           | -                  | -                    | -                    | -                                | 4     |
|   | Chilliwack                           | 11                          | -                  | 7                    | -                    | -                                | 18    |
|   | Cornwall                             | 4                           | -                  | -                    | -                    | -                                | 4     |
|   | Drummondville                        | 4                           | -                  | -                    | -                    | -                                | 4     |
|   | Fredericton                          | 52                          | 1                  | -                    | -                    | -                                | 53    |
|   | Granby                               | 10                          | -                  | -                    | -                    | -                                | 10    |
|   | Guelph                               | 48                          | -                  | -                    | -                    | -                                | 48    |
|   | Kamloops                             | 21                          | -                  | -                    | -                    | -                                | 21    |
|   | Kawartha Lakes                       | 27                          | -                  | -                    | -                    | -                                | 27    |
|   | Kelowna                              | 72                          | 3                  | -                    | -                    | -                                | 75    |
|   | Lethbridge                           | 35                          | -                  | -                    | -                    | -                                | 35    |
|   | Medicine Hat                         | 29                          | -                  | 1                    | -                    | -                                | 30    |
|   | Moncton                              | 82                          | 5                  | -                    | -                    | -                                | 87    |
|   | Nanaimo                              | 19                          | 6                  | -                    | -                    | -                                | 25    |
|   | Norfolk                              | 5                           | -                  | -                    | -                    | -                                | 5     |
|   | North Bay                            | 8                           | -                  | -                    | -                    | -                                | 8     |
|   | Peterborough                         | 11                          | -                  | -                    | -                    | -                                | 11    |
|   | Prince George                        | 17                          | -                  | -                    | -                    | -                                | 17    |
|   | Red Deer                             | 81                          | -                  | -                    | -                    | -                                | 81    |
|   | Saint-Jean-Iberville                 | 23                          | -                  | -                    | -                    | -                                | 23    |
|   | Sarnia                               | 11                          | -                  | -                    | -                    | -                                | 11    |
|   | Sault Ste. Marie                     | 3                           | -                  | -                    | -                    | -                                | 3     |
|   | Shawinigan                           | -                           | -                  | -                    | -                    | -                                | -     |
|   | Vernon                               | 13                          | -                  | -                    | -                    | -                                | 13    |
|   | Large CA Total /<br>Total Grandes AR | 793                         | 15                 | 8                    | -                    | -                                | 816   |
| Canada                                      | 6,292                                | 23                          | 102                | -                    | -                    | 6,417                            |       |

Table F6-2 - Tableau F6-2

Dwelling Completions by Intended Market (Large CA) - Logements achevés par marché visé (Grandes AR)

February 2003 - février 2003

|                 |                                      | Homeownership<br>Prop.-occ. | Rental<br>Locatifs | Condo<br>Copropriété | Co-op<br>Coopératifs | Not Available<br>Non disponibles | Total |
|-----------------|--------------------------------------|-----------------------------|--------------------|----------------------|----------------------|----------------------------------|-------|
| Row<br>En Bande | Barrie                               | 6                           | -                  | -                    | -                    | -                                | 6     |
|                 | Belleville                           | -                           | -                  | -                    | -                    | -                                | -     |
|                 | Brantford                            | -                           | -                  | -                    | -                    | -                                | -     |
|                 | Cape Breton                          | -                           | -                  | -                    | -                    | -                                | -     |
|                 | Charlottetown                        | -                           | -                  | -                    | -                    | -                                | -     |
|                 | Chatham-Kent                         | -                           | -                  | -                    | -                    | -                                | -     |
|                 | Chilliwack                           | -                           | -                  | 9                    | -                    | -                                | 9     |
|                 | Cornwall                             | -                           | -                  | -                    | -                    | -                                | -     |
|                 | Drummondville                        | -                           | -                  | -                    | -                    | -                                | -     |
|                 | Fredericton                          | -                           | -                  | -                    | -                    | -                                | -     |
|                 | Granby                               | -                           | -                  | -                    | -                    | -                                | -     |
|                 | Guelph                               | 9                           | 24                 | -                    | -                    | -                                | 33    |
|                 | Kamloops                             | -                           | -                  | 4                    | -                    | -                                | 4     |
|                 | Kawartha Lakes                       | -                           | -                  | -                    | -                    | -                                | -     |
|                 | Kelowna                              | -                           | -                  | -                    | -                    | -                                | -     |
|                 | Lethbridge                           | -                           | -                  | -                    | -                    | -                                | -     |
|                 | Medicine Hat                         | 4                           | 8                  | -                    | -                    | -                                | 12    |
|                 | Moncton                              | -                           | -                  | -                    | -                    | -                                | -     |
|                 | Nanaimo                              | -                           | -                  | -                    | -                    | -                                | -     |
|                 | Norfolk                              | -                           | -                  | -                    | -                    | -                                | -     |
|                 | North Bay                            | -                           | -                  | -                    | -                    | -                                | -     |
|                 | Peterborough                         | 8                           | -                  | -                    | -                    | -                                | 8     |
|                 | Prince George                        | -                           | -                  | -                    | -                    | -                                | -     |
|                 | Red Deer                             | -                           | 3                  | 16                   | -                    | -                                | 19    |
|                 | Saint-Jean-Iberville                 | -                           | -                  | -                    | -                    | -                                | -     |
|                 | Sarnia                               | -                           | -                  | -                    | -                    | -                                | -     |
|                 | Sault Ste. Marie                     | -                           | -                  | -                    | -                    | -                                | -     |
|                 | Shawinigan                           | -                           | -                  | -                    | -                    | -                                | -     |
|                 | Vernon                               | -                           | -                  | 3                    | -                    | -                                | 3     |
|                 | Large CA Total /<br>Total Grandes AR | 27                          | 35                 | 32                   | -                    | -                                | 94    |
|                 | Canada                               | 492                         | 79                 | 377                  | -                    | -                                | 948   |

Table F6-3 - Tableau F6-3

Dwelling Completions by Intended Market (Large CA) - Logements achevés par marché visé (Grandes AR)

February 2003 - février 2003

|   |                                      | Homeownership<br>Prop.-occ. | Rental<br>Locatifs | Condo<br>Copropriété | Co-op<br>Coopératifs | Not Available<br>Non disponibles | Total |
|---|--------------------------------------|-----------------------------|--------------------|----------------------|----------------------|----------------------------------|-------|
| Apartment and<br>Other<br>Appartements et<br>autres | Barrie                               | -                           | -                  | -                    | -                    | -                                | -     |
|   | Belleville                           | -                           | -                  | -                    | -                    | -                                | -     |
|   | Brantford                            | -                           | -                  | -                    | -                    | -                                | -     |
|   | Cape Breton                          | -                           | -                  | -                    | -                    | -                                | -     |
|   | Charlottetown                        | -                           | -                  | -                    | -                    | -                                | -     |
|   | Chatham-Kent                         | -                           | -                  | -                    | -                    | -                                | -     |
|   | Chilliwack                           | -                           | -                  | -                    | -                    | -                                | -     |
|   | Cornwall                             | -                           | -                  | -                    | -                    | -                                | -     |
|   | Drummondville                        | -                           | 3                  | -                    | -                    | -                                | 3     |
|   | Fredericton                          | 6                           | 8                  | -                    | -                    | -                                | 14    |
|   | Granby                               | -                           | -                  | -                    | -                    | -                                | -     |
|   | Guelph                               | -                           | -                  | -                    | -                    | -                                | -     |
|   | Kamloops                             | -                           | -                  | -                    | -                    | -                                | -     |
|   | Kawartha Lakes                       | -                           | -                  | -                    | -                    | -                                | -     |
|   | Kelowna                              | -                           | -                  | 50                   | -                    | -                                | 50    |
|   | Lethbridge                           | -                           | -                  | -                    | -                    | -                                | -     |
|   | Medicine Hat                         | -                           | -                  | -                    | -                    | -                                | -     |
|   | Moncton                              | -                           | 45                 | -                    | -                    | -                                | 45    |
|   | Nanaimo                              | -                           | -                  | -                    | -                    | -                                | -     |
|   | Norfolk                              | -                           | -                  | -                    | -                    | -                                | -     |
|   | North Bay                            | -                           | -                  | -                    | -                    | -                                | -     |
|   | Peterborough                         | -                           | -                  | -                    | -                    | -                                | -     |
|   | Prince George                        | -                           | -                  | -                    | -                    | -                                | -     |
|   | Red Deer                             | -                           | -                  | -                    | -                    | -                                | -     |
|   | Saint-Jean-<br>Iberville             | -                           | -                  | -                    | -                    | -                                | -     |
|   | Sarnia                               | -                           | -                  | -                    | -                    | -                                | -     |
|   | Sault Ste. Marie                     | -                           | -                  | -                    | -                    | -                                | -     |
|   | Shawinigan                           | -                           | -                  | -                    | -                    | -                                | -     |
|   | Vernon                               | -                           | -                  | -                    | -                    | -                                | -     |
|   | Large CA Total /<br>Total Grandes AR | 6                           | 56                 | 50                   | -                    | -                                | 112   |
|   | Canada                               | 64                          | 1,048              | 1,629                | -                    | -                                | 2,741 |

Table F6-4 - Tableau F6-4

Dwelling Completions by Intended Market (Large CA) - Logements achevés par marché visé (Grandes AR)

February 2003 - février 2003

|       |                                      | Homeownership<br>Prop.-occ. | Rental<br>Locatifs | Condo<br>Copropriété | Co-op<br>Coopératifs | Not Available<br>Non disponibles | Total  |
|-------|--------------------------------------|-----------------------------|--------------------|----------------------|----------------------|----------------------------------|--------|
| Total | Barrie                               | 143                         | -                  | -                    | -                    | -                                | 143    |
|       | Belleville                           | 17                          | -                  | -                    | -                    | -                                | 17     |
|       | Brantford                            | 35                          | -                  | -                    | -                    | -                                | 35     |
|       | Cape Breton                          | -                           | -                  | -                    | -                    | -                                | -      |
|       | Charlottetown                        | 14                          | -                  | -                    | -                    | -                                | 14     |
|       | Chatham-Kent                         | 4                           | -                  | -                    | -                    | -                                | 4      |
|       | Chilliwack                           | 11                          | -                  | 16                   | -                    | -                                | 27     |
|       | Cornwall                             | 4                           | -                  | -                    | -                    | -                                | 4      |
|       | Drummondville                        | 4                           | 3                  | -                    | -                    | -                                | 7      |
|       | Fredericton                          | 58                          | 9                  | -                    | -                    | -                                | 67     |
|       | Granby                               | 10                          | -                  | -                    | -                    | -                                | 10     |
|       | Guelph                               | 57                          | 24                 | -                    | -                    | -                                | 81     |
|       | Kamloops                             | 21                          | -                  | 4                    | -                    | -                                | 25     |
|       | Kawartha Lakes                       | 27                          | -                  | -                    | -                    | -                                | 27     |
|       | Kelowna                              | 72                          | 3                  | 50                   | -                    | -                                | 125    |
|       | Lethbridge                           | 35                          | -                  | -                    | -                    | -                                | 35     |
|       | Medicine Hat                         | 33                          | 8                  | 1                    | -                    | -                                | 42     |
|       | Moncton                              | 82                          | 50                 | -                    | -                    | -                                | 132    |
|       | Nanaimo                              | 19                          | 6                  | -                    | -                    | -                                | 25     |
|       | Norfolk                              | 5                           | -                  | -                    | -                    | -                                | 5      |
|       | North Bay                            | 8                           | -                  | -                    | -                    | -                                | 8      |
|       | Peterborough                         | 19                          | -                  | -                    | -                    | -                                | 19     |
|       | Prince George                        | 17                          | -                  | -                    | -                    | -                                | 17     |
|       | Red Deer                             | 81                          | 3                  | 16                   | -                    | -                                | 100    |
|       | Saint-Jean-Iberville                 | 23                          | -                  | -                    | -                    | -                                | 23     |
|       | Sarnia                               | 11                          | -                  | -                    | -                    | -                                | 11     |
|       | Sault Ste. Marie                     | 3                           | -                  | -                    | -                    | -                                | 3      |
|       | Shawinigan                           | -                           | -                  | -                    | -                    | -                                | -      |
|       | Vernon                               | 13                          | -                  | 3                    | -                    | -                                | 16     |
|       | Large CA Total /<br>Total Grandes AR | 826                         | 106                | 90                   | -                    | -                                | 1,022  |
|       | Canada                               | 6,848                       | 1,150              | 2,108                | -                    | -                                | 10,106 |

Table F7-1 - Tableau F7-1

Dwelling Completions by Intended Market (CMA) - Logements achevés par marché visé (RMR)

January - February 2003 - janvier - février 2003

|   |                            | Homeownership<br>Prop.-occ. | Rental<br>Locatifs | Condo<br>Copropriété | Co-op<br>Coopératifs | Not Available<br>Non disponibles | Total  |
|---|----------------------------|-----------------------------|--------------------|----------------------|----------------------|----------------------------------|--------|
| Singles/Semis<br>Individuelles/<br>Jumelées | Abbotsford                 | 74                          | -                  | 1                    | -                    | -                                | 75     |
|   | Calgary                    | 1,339                       | 2                  | 79                   | -                    | -                                | 1,420  |
|   | Edmonton                   | 1,059                       | -                  | 98                   | -                    | -                                | 1,157  |
|   | Greater Sudbury            | 44                          | -                  | -                    | -                    | -                                | 44     |
|   | Halifax                    | 266                         | -                  | -                    | -                    | -                                | 266    |
|   | Hamilton                   | 252                         | -                  | 7                    | -                    | -                                | 259    |
|   | Kingston                   | 90                          | -                  | -                    | -                    | -                                | 90     |
|   | Kitchener                  | 349                         | -                  | 1                    | -                    | -                                | 350    |
|   | London                     | 227                         | -                  | 6                    | -                    | -                                | 233    |
|   | Montréal                   | 1,093                       | -                  | -                    | -                    | -                                | 1,093  |
|   | Oshawa                     | 376                         | -                  | -                    | -                    | -                                | 376    |
|   | Ottawa-Gatineau            | 670                         | -                  | -                    | -                    | -                                | 670    |
|   | Gatineau                   | 198                         | -                  | -                    | -                    | -                                | 198    |
|   | Ottawa                     | 472                         | -                  | -                    | -                    | -                                | 472    |
|   | Québec                     | 249                         | -                  | -                    | -                    | -                                | 249    |
|   | Regina                     | 60                          | -                  | 2                    | -                    | -                                | 62     |
|   | Saguenay                   | 30                          | -                  | -                    | -                    | -                                | 30     |
|   | St. Catharines-<br>Niagara | 164                         | -                  | -                    | -                    | -                                | 164    |
|   | Saint John                 | 52                          | -                  | -                    | -                    | -                                | 52     |
|   | St. John's                 | 134                         | -                  | -                    | -                    | -                                | 134    |
|   | Saskatoon                  | 106                         | -                  | -                    | -                    | -                                | 106    |
|   | Sherbrooke                 | 39                          | -                  | -                    | -                    | -                                | 39     |
|   | Thunder Bay                | 20                          | -                  | -                    | -                    | -                                | 20     |
|   | Toronto                    | 3,477                       | -                  | 2                    | -                    | -                                | 3,479  |
|   | Trois-Rivières             | 24                          | -                  | -                    | -                    | -                                | 24     |
|   | Vancouver                  | 806                         | 10                 | 33                   | -                    | -                                | 849    |
|   | Victoria                   | 114                         | 4                  | 10                   | -                    | -                                | 128    |
|   | Windsor                    | 288                         | -                  | -                    | -                    | -                                | 288    |
|   | Winnipeg                   | 105                         | -                  | 1                    | -                    | -                                | 106    |
|   | <b>CMA Total</b>           |                             |                    |                      |                      |                                  |        |
| <b>Total RMR</b>                            |                            | 11,507                      | 16                 | 240                  | -                    | -                                | 11,763 |

Table F7-2 - Tableau F7-2

Dwelling Completions by Intended Market (CMA) - Logements achevés par marché visé (RMR)

January - February 2003 - janvier - février 2003

|                  |                        | Homeownership<br>Prop.-occ. | Rental<br>Locatifs | Condo<br>Copropriété | Co-op<br>Coopératifs | Not Available<br>Non disponibles | Total |
|------------------|------------------------|-----------------------------|--------------------|----------------------|----------------------|----------------------------------|-------|
| Row<br>En Bande  | Abbotsford             | -                           | -                  | -                    | -                    | -                                | -     |
|                  | Calgary                | 9                           | -                  | 105                  | -                    | -                                | 114   |
|                  | Edmonton               | -                           | -                  | 34                   | -                    | -                                | 34    |
|                  | Greater Sudbury        | -                           | -                  | -                    | -                    | -                                | -     |
|                  | Halifax                | 14                          | -                  | 8                    | -                    | -                                | 22    |
|                  | Hamilton               | 84                          | -                  | 32                   | -                    | -                                | 116   |
|                  | Kingston               | -                           | -                  | -                    | -                    | -                                | -     |
|                  | Kitchener              | 84                          | -                  | 4                    | -                    | -                                | 88    |
|                  | London                 | 6                           | -                  | 52                   | -                    | -                                | 58    |
|                  | Montréal               | 16                          | -                  | 65                   | -                    | -                                | 81    |
|                  | Oshawa                 | 40                          | -                  | -                    | -                    | -                                | 40    |
|                  | Ottawa-Gatineau        | 263                         | 19                 | -                    | -                    | -                                | 282   |
|                  | Gatineau               | 3                           | -                  | -                    | -                    | -                                | 3     |
|                  | Ottawa                 | 260                         | 19                 | -                    | -                    | -                                | 279   |
|                  | Québec                 | 4                           | -                  | 3                    | -                    | -                                | 7     |
|                  | Regina                 | -                           | -                  | 4                    | -                    | -                                | 4     |
|                  | Saguenay               | -                           | -                  | -                    | -                    | -                                | -     |
|                  | St. Catharines-Niagara | 3                           | -                  | 12                   | -                    | -                                | 15    |
|                  | Saint John             | 5                           | 4                  | -                    | -                    | -                                | 9     |
|                  | St. John's             | 4                           | -                  | -                    | -                    | -                                | 4     |
|                  | Saskatoon              | -                           | -                  | 48                   | -                    | -                                | 48    |
|                  | Sherbrooke             | -                           | -                  | -                    | -                    | -                                | -     |
|                  | Thunder Bay            | -                           | -                  | -                    | -                    | -                                | -     |
|                  | Toronto                | 618                         | 36                 | 164                  | -                    | -                                | 818   |
|                  | Trois-Rivières         | -                           | -                  | -                    | -                    | -                                | -     |
|                  | Vancouver              | -                           | -                  | 224                  | -                    | -                                | 224   |
|                  | Victoria               | -                           | -                  | 7                    | -                    | -                                | 7     |
|                  | Windsor                | 22                          | -                  | -                    | -                    | -                                | 22    |
|                  | Winnipeg               | -                           | -                  | -                    | -                    | -                                | -     |
|                  | <b>CMA Total</b>       |                             |                    |                      |                      |                                  |       |
| <b>Total RMR</b> |                        | 1,172                       | 59                 | 762                  | -                    | -                                | 1,993 |

Table F7-3 - Tableau F7-3

Dwelling Completions by Intended Market (CMA) - Logements achevés par marché visé (RMR)

January - February 2003 - janvier - février 2003

|   |                            | Homeownership<br>Prop.-occ. | Rental<br>Locatifs | Condo<br>Copropriété | Co-op<br>Coopératifs | Not Available<br>Non disponibles | Total |
|---|----------------------------|-----------------------------|--------------------|----------------------|----------------------|----------------------------------|-------|
| Apartment and<br>Other<br>Appartements et<br>autres | Abbotsford                 | 20                          | -                  | -                    | -                    | -                                | 20    |
|   | Calgary                    | -                           | 477                | 522                  | -                    | -                                | 999   |
|   | Edmonton                   | -                           | 134                | -                    | -                    | -                                | 134   |
|   | Greater<br>Sudbury         | -                           | -                  | -                    | -                    | -                                | -     |
|   | Halifax                    | -                           | 99                 | -                    | -                    | -                                | 99    |
|   | Hamilton                   | -                           | 12                 | -                    | -                    | -                                | 12    |
|   | Kingston                   | -                           | -                  | -                    | -                    | -                                | -     |
|   | Kitchener                  | -                           | 2                  | -                    | -                    | -                                | 2     |
|   | London                     | -                           | -                  | -                    | -                    | -                                | -     |
|   | Montréal                   | 44                          | 271                | 595                  | -                    | -                                | 910   |
|   | Oshawa                     | -                           | -                  | 30                   | -                    | -                                | 30    |
|   | Ottawa-<br>Gatineau        | 2                           | 35                 | -                    | -                    | -                                | 37    |
|   | Gatineau                   | 2                           | 17                 | -                    | -                    | -                                | 19    |
|   | Ottawa                     | -                           | 18                 | -                    | -                    | -                                | 18    |
|   | Québec                     | 8                           | 61                 | 6                    | -                    | -                                | 75    |
|   | Regina                     | -                           | -                  | 34                   | -                    | -                                | 34    |
|   | Saguenay                   | 4                           | 33                 | -                    | -                    | -                                | 37    |
|   | St. Catharines-<br>Niagara | -                           | -                  | -                    | -                    | -                                | -     |
|   | Saint John                 | 2                           | -                  | -                    | -                    | -                                | 2     |
|   | St. John's                 | 16                          | -                  | -                    | -                    | -                                | 16    |
|   | Saskatoon                  | -                           | -                  | -                    | -                    | -                                | -     |
|   | Sherbrooke                 | -                           | 28                 | -                    | -                    | -                                | 28    |
|   | Thunder Bay                | -                           | 6                  | -                    | -                    | -                                | 6     |
|   | Toronto                    | -                           | 230                | 1,611                | -                    | -                                | 1,841 |
|   | Trois-Rivières             | -                           | 4                  | 6                    | -                    | -                                | 10    |
|   | Vancouver                  | 42                          | 214                | 295                  | -                    | -                                | 551   |
|   | Victoria                   | -                           | 24                 | 19                   | -                    | -                                | 43    |
| Windsor   | -                          | -                           | -                  | -                    | -                    | -                                |       |
| Winnipeg  | -                          | 72                          | -                  | -                    | -                    | 72                               |       |
| <b>CMA Total</b>                                    |                            |                             |                    |                      |                      |                                  |       |
| <b>Total RMR</b>                                    |                            | 138                         | 1,702              | 3,118                | -                    | -                                | 4,958 |



Table F7-4 - Tableau F7-4

Dwelling Completions by Intended Market (CMA) - Logements achevés par marché visé (RMR)

January - February 2003 - janvier - février 2003

|       |                        | Homeownership<br>Prop.-occ. | Rental<br>Locatifs | Condo<br>Copropriété | Co-op<br>Coopératifs | Not Available<br>Non disponibles | Total  |
|-------|------------------------|-----------------------------|--------------------|----------------------|----------------------|----------------------------------|--------|
| Total | Abbotsford             | 94                          | -                  | 1                    | -                    | -                                | 95     |
|       | Calgary                | 1,348                       | 479                | 706                  | -                    | -                                | 2,533  |
|       | Edmonton               | 1,059                       | 134                | 132                  | -                    | -                                | 1,325  |
|       | Greater Sudbury        | 44                          | -                  | -                    | -                    | -                                | 44     |
|       | Halifax                | 280                         | 99                 | 8                    | -                    | -                                | 387    |
|       | Hamilton               | 336                         | 12                 | 39                   | -                    | -                                | 387    |
|       | Kingston               | 90                          | -                  | -                    | -                    | -                                | 90     |
|       | Kitchener              | 433                         | 2                  | 5                    | -                    | -                                | 440    |
|       | London                 | 233                         | -                  | 58                   | -                    | -                                | 291    |
|       | Montréal               | 1,153                       | 271                | 660                  | -                    | -                                | 2,084  |
|       | Oshawa                 | 416                         | -                  | 30                   | -                    | -                                | 446    |
|       | Ottawa-Gatineau        | 935                         | 54                 | -                    | -                    | -                                | 989    |
|       | Gatineau               | 203                         | 17                 | -                    | -                    | -                                | 220    |
|       | Ottawa                 | 732                         | 37                 | -                    | -                    | -                                | 769    |
|       | Québec                 | 261                         | 61                 | 9                    | -                    | -                                | 331    |
|       | Regina                 | 60                          | -                  | 40                   | -                    | -                                | 100    |
|       | Saguenay               | 34                          | 33                 | -                    | -                    | -                                | 67     |
|       | St. Catharines-Niagara | 167                         | -                  | 12                   | -                    | -                                | 179    |
|       | Saint John             | 59                          | 4                  | -                    | -                    | -                                | 63     |
|       | St. John's             | 154                         | -                  | -                    | -                    | -                                | 154    |
|       | Saskatoon              | 106                         | -                  | 48                   | -                    | -                                | 154    |
|       | Sherbrooke             | 39                          | 28                 | -                    | -                    | -                                | 67     |
|       | Thunder Bay            | 20                          | 6                  | -                    | -                    | -                                | 26     |
|       | Toronto                | 4,095                       | 266                | 1,777                | -                    | -                                | 6,138  |
|       | Trois-Rivières         | 24                          | 4                  | 6                    | -                    | -                                | 34     |
|       | Vancouver              | 848                         | 224                | 552                  | -                    | -                                | 1,624  |
|       | Victoria               | 114                         | 28                 | 36                   | -                    | -                                | 178    |
|       | Windsor                | 310                         | -                  | -                    | -                    | -                                | 310    |
|       | Winnipeg               | 105                         | 72                 | 1                    | -                    | -                                | 178    |
|       | <b>CMA Total</b>       |                             |                    |                      |                      |                                  |        |
|       | <b>Total RMR</b>       | 12,817                      | 1,777              | 4,120                | -                    | -                                | 18,714 |

Table F8-1 - Tableau F8-1

Dwelling Completions by Intended Market (Large CA) - Logements achevés par marché visé (Grandes AR)

January - February 2003 - janvier - février 2003

|   |                                      | Homeownership<br>Prop.-occ. | Rental<br>Locatifs | Condo<br>Copropriété | Co-op<br>Coopératifs | Not Available<br>Non disponibles | Total |
|---|--------------------------------------|-----------------------------|--------------------|----------------------|----------------------|----------------------------------|-------|
| Singles/Semis<br>Individuelles/<br>Jumelées | Barrie                               | 287                         | -                  | -                    | -                    | -                                | 287   |
|   | Belleville                           | 51                          | -                  | -                    | -                    | -                                | 51    |
|   | Brantford                            | 70                          | -                  | -                    | -                    | -                                | 70    |
|   | Cape Breton                          | 23                          | 7                  | -                    | -                    | -                                | 30    |
|   | Charlottetown                        | 42                          | -                  | -                    | -                    | -                                | 42    |
|   | Chatham-Kent                         | 6                           | -                  | -                    | -                    | -                                | 6     |
|   | Chilliwack                           | 47                          | -                  | 17                   | -                    | -                                | 64    |
|   | Cornwall                             | 38                          | -                  | -                    | -                    | -                                | 38    |
|   | Drummondville                        | 15                          | -                  | -                    | -                    | -                                | 15    |
|   | Fredericton                          | 71                          | 7                  | -                    | -                    | -                                | 78    |
|   | Granby                               | 39                          | -                  | -                    | -                    | -                                | 39    |
|   | Guelph                               | 88                          | -                  | -                    | -                    | -                                | 88    |
|   | Kamloops                             | 39                          | -                  | -                    | -                    | -                                | 39    |
|   | Kawartha Lakes                       | 52                          | -                  | -                    | -                    | -                                | 52    |
|   | Kelowna                              | 131                         | 9                  | -                    | -                    | -                                | 140   |
|   | Lethbridge                           | 70                          | -                  | 2                    | -                    | -                                | 72    |
|   | Medicine Hat                         | 48                          | -                  | 1                    | -                    | -                                | 49    |
|   | Moncton                              | 179                         | 21                 | -                    | -                    | -                                | 200   |
|   | Nanaimo                              | 50                          | 8                  | 2                    | -                    | -                                | 60    |
|   | Norfolk                              | 19                          | -                  | -                    | -                    | -                                | 19    |
|   | North Bay                            | 18                          | -                  | -                    | -                    | -                                | 18    |
|   | Peterborough                         | 55                          | -                  | -                    | -                    | -                                | 55    |
|   | Prince George                        | 21                          | -                  | -                    | -                    | -                                | 21    |
|   | Red Deer                             | 145                         | -                  | 3                    | -                    | -                                | 148   |
|   | Saint-Jean-Iberville                 | 60                          | -                  | -                    | -                    | -                                | 60    |
|   | Sarnia                               | 30                          | -                  | -                    | -                    | -                                | 30    |
|   | Sault Ste. Marie                     | 10                          | -                  | -                    | -                    | -                                | 10    |
|   | Shawinigan                           | 3                           | -                  | -                    | -                    | -                                | 3     |
|   | Vernon                               | 27                          | -                  | -                    | -                    | -                                | 27    |
|   | Large CA Total /<br>Total Grandes AR | 1,734                       | 52                 | 25                   | -                    | -                                | 1,811 |
| Canada                                      | 13,241                               | 68                          | 265                | -                    | -                    | 13,574                           |       |

Table F8-2 - Tableau F8-2

Dwelling Completions by Intended Market (Large CA) - Logements achevés par marché visé (Grandes AR)

January - February 2003 - janvier - février 2003

|                 |                                      | Homeownership<br>Prop.-occ. | Rental<br>Locatifs | Condo<br>Copropriété | Co-op<br>Coopératifs | Not Available<br>Non disponibles | Total |
|-----------------|--------------------------------------|-----------------------------|--------------------|----------------------|----------------------|----------------------------------|-------|
| Row<br>En Bande | Barrie                               | 54                          | -                  | -                    | -                    | -                                | 54    |
|                 | Belleville                           | 3                           | -                  | 4                    | -                    | -                                | 7     |
|                 | Brantford                            | -                           | -                  | -                    | -                    | -                                | -     |
|                 | Cape Breton                          | -                           | -                  | -                    | -                    | -                                | -     |
|                 | Charlottetown                        | -                           | -                  | -                    | -                    | -                                | -     |
|                 | Chatham-Kent                         | -                           | -                  | -                    | -                    | -                                | -     |
|                 | Chilliwack                           | -                           | -                  | 9                    | -                    | -                                | 9     |
|                 | Cornwall                             | -                           | -                  | -                    | -                    | -                                | -     |
|                 | Drummondville                        | -                           | -                  | -                    | -                    | -                                | -     |
|                 | Fredericton                          | -                           | -                  | -                    | -                    | -                                | -     |
|                 | Granby                               | -                           | -                  | -                    | -                    | -                                | -     |
|                 | Guelph                               | 17                          | 24                 | -                    | -                    | -                                | 41    |
|                 | Kamloops                             | -                           | -                  | 4                    | -                    | -                                | 4     |
|                 | Kawartha Lakes                       | -                           | -                  | -                    | -                    | -                                | -     |
|                 | Kelowna                              | -                           | -                  | 3                    | -                    | -                                | 3     |
|                 | Lethbridge                           | -                           | -                  | -                    | -                    | -                                | -     |
|                 | Medicine Hat                         | 7                           | 8                  | -                    | -                    | -                                | 15    |
|                 | Moncton                              | -                           | -                  | -                    | -                    | -                                | -     |
|                 | Nanaimo                              | -                           | -                  | 8                    | -                    | -                                | 8     |
|                 | Norfolk                              | -                           | -                  | -                    | -                    | -                                | -     |
|                 | North Bay                            | -                           | -                  | -                    | -                    | -                                | -     |
|                 | Peterborough                         | 16                          | -                  | -                    | -                    | -                                | 16    |
|                 | Prince George                        | -                           | -                  | -                    | -                    | -                                | -     |
|                 | Red Deer                             | -                           | 3                  | 16                   | -                    | -                                | 19    |
|                 | Saint-Jean-Iberville                 | -                           | -                  | -                    | -                    | -                                | -     |
|                 | Sarnia                               | -                           | -                  | -                    | -                    | -                                | -     |
|                 | Sault Ste. Marie                     | -                           | -                  | -                    | -                    | -                                | -     |
|                 | Shawinigan                           | -                           | -                  | -                    | -                    | -                                | -     |
|                 | Vernon                               | -                           | -                  | 6                    | -                    | -                                | 6     |
|                 | Large CA Total /<br>Total Grandes AR | 97                          | 35                 | 50                   | -                    | -                                | 182   |
|                 | Canada                               | 1,269                       | 94                 | 812                  | -                    | -                                | 2,175 |

Table F8-3 - Tableau F8-3

Dwelling Completions by Intended Market (Large CA) - Logements achevés par marché visé (Grandes AR)

January - February 2003 - janvier - février 2003

|   |                                      | Homeownership<br>Prop.-occ. | Rental<br>Locatifs | Condo<br>Copropriété | Co-op<br>Coopératifs | Not Available<br>Non disponibles | Total |
|---|--------------------------------------|-----------------------------|--------------------|----------------------|----------------------|----------------------------------|-------|
| Apartment and<br>Other<br>Appartements et<br>autres | Barrie                               | -                           | -                  | -                    | -                    | -                                | -     |
|   | Belleville                           | -                           | -                  | -                    | -                    | -                                | -     |
|   | Brantford                            | -                           | -                  | -                    | -                    | -                                | -     |
|   | Cape Breton                          | -                           | -                  | -                    | -                    | -                                | -     |
|   | Charlottetown                        | -                           | -                  | -                    | -                    | -                                | -     |
|   | Chatham-Kent                         | -                           | -                  | -                    | -                    | -                                | -     |
|   | Chilliwack                           | -                           | -                  | -                    | -                    | -                                | -     |
|   | Cornwall                             | -                           | -                  | -                    | -                    | -                                | -     |
|   | Drummondville                        | -                           | 6                  | -                    | -                    | -                                | 6     |
|   | Fredericton                          | 6                           | 8                  | -                    | -                    | -                                | 14    |
|   | Granby                               | -                           | 4                  | -                    | -                    | -                                | 4     |
|   | Guelph                               | -                           | -                  | -                    | -                    | -                                | -     |
|   | Kamloops                             | -                           | -                  | -                    | -                    | -                                | -     |
|   | Kawartha Lakes                       | -                           | -                  | -                    | -                    | -                                | -     |
|   | Kelowna                              | -                           | -                  | 50                   | -                    | -                                | 50    |
|   | Lethbridge                           | -                           | -                  | -                    | -                    | -                                | -     |
|   | Medicine Hat                         | -                           | -                  | 6                    | -                    | -                                | 6     |
|   | Moncton                              | 2                           | 129                | -                    | -                    | -                                | 131   |
|   | Nanaimo                              | -                           | -                  | -                    | -                    | -                                | -     |
|   | Norfolk                              | -                           | -                  | -                    | -                    | -                                | -     |
|   | North Bay                            | -                           | -                  | -                    | -                    | -                                | -     |
|   | Peterborough                         | -                           | -                  | -                    | -                    | -                                | -     |
|   | Prince George                        | -                           | -                  | -                    | -                    | -                                | -     |
|   | Red Deer                             | -                           | -                  | -                    | -                    | -                                | -     |
|   | Saint-Jean-<br>Iberville             | -                           | 18                 | -                    | -                    | -                                | 18    |
|   | Sarnia                               | -                           | -                  | -                    | -                    | -                                | -     |
|   | Sault Ste. Marie                     | -                           | -                  | -                    | -                    | -                                | -     |
|   | Shawinigan                           | -                           | -                  | -                    | -                    | -                                | -     |
|   | Vernon                               | -                           | -                  | -                    | -                    | -                                | -     |
|   | Large CA Total /<br>Total Grandes AR | 8                           | 165                | 56                   | -                    | -                                | 229   |
|   | Canada                               | 146                         | 1,867              | 3,174                | -                    | -                                | 5,187 |

Table F8-4 - Tableau F8-4

Dwelling Completions by Intended Market (Large CA) - Logements achevés par marché visé (Grandes AR)

January - February 2003 - janvier - février 2003

|       |                                      | Homeownership<br>Prop.-occ. | Rental<br>Locatifs | Condo<br>Copropriété | Co-op<br>Coopératifs | Not Available<br>Non disponibles | Total  |
|-------|--------------------------------------|-----------------------------|--------------------|----------------------|----------------------|----------------------------------|--------|
| Total | Barrie                               | 341                         | -                  | -                    | -                    | -                                | 341    |
|       | Belleville                           | 54                          | -                  | 4                    | -                    | -                                | 58     |
|       | Brantford                            | 70                          | -                  | -                    | -                    | -                                | 70     |
|       | Cape Breton                          | 23                          | 7                  | -                    | -                    | -                                | 30     |
|       | Charlottetown                        | 42                          | -                  | -                    | -                    | -                                | 42     |
|       | Chatham-Kent                         | 6                           | -                  | -                    | -                    | -                                | 6      |
|       | Chilliwack                           | 47                          | -                  | 26                   | -                    | -                                | 73     |
|       | Cornwall                             | 38                          | -                  | -                    | -                    | -                                | 38     |
|       | Drummondville                        | 15                          | 6                  | -                    | -                    | -                                | 21     |
|       | Fredericton                          | 77                          | 15                 | -                    | -                    | -                                | 92     |
|       | Granby                               | 39                          | 4                  | -                    | -                    | -                                | 43     |
|       | Guelph                               | 105                         | 24                 | -                    | -                    | -                                | 129    |
|       | Kamloops                             | 39                          | -                  | 4                    | -                    | -                                | 43     |
|       | Kawartha Lakes                       | 52                          | -                  | -                    | -                    | -                                | 52     |
|       | Kelowna                              | 131                         | 9                  | 53                   | -                    | -                                | 193    |
|       | Lethbridge                           | 70                          | -                  | 2                    | -                    | -                                | 72     |
|       | Medicine Hat                         | 55                          | 8                  | 7                    | -                    | -                                | 70     |
|       | Moncton                              | 181                         | 150                | -                    | -                    | -                                | 331    |
|       | Nanaimo                              | 50                          | 8                  | 10                   | -                    | -                                | 68     |
|       | Norfolk                              | 19                          | -                  | -                    | -                    | -                                | 19     |
|       | North Bay                            | 18                          | -                  | -                    | -                    | -                                | 18     |
|       | Peterborough                         | 71                          | -                  | -                    | -                    | -                                | 71     |
|       | Prince George                        | 21                          | -                  | -                    | -                    | -                                | 21     |
|       | Red Deer                             | 145                         | 3                  | 19                   | -                    | -                                | 167    |
|       | Saint-Jean-Iberville                 | 60                          | 18                 | -                    | -                    | -                                | 78     |
|       | Sarnia                               | 30                          | -                  | -                    | -                    | -                                | 30     |
|       | Sault Ste. Marie                     | 10                          | -                  | -                    | -                    | -                                | 10     |
|       | Shawinigan                           | 3                           | -                  | -                    | -                    | -                                | 3      |
|       | Vernon                               | 27                          | -                  | 6                    | -                    | -                                | 33     |
|       | Large CA Total /<br>Total Grandes AR | 1,839                       | 252                | 131                  | -                    | -                                | 2,222  |
|       | Canada                               | 14,656                      | 2,029              | 4,251                | -                    | -                                | 20,936 |



HOUSING


INFORMATION

MONTHLY

VOLUME G

MARKET AND SOCIAL HOUSING  
(CANADA AND PROVINCIAL)

FEBRUARY 2002



BULLETIN

MENSUEL

D'INFORMATION

SUR LE LOGEMENT

VOLUME G

LOGEMENT SOCIAUX ET DU  
MARCHÉ (CANADA ET PAR  
PROVINCE)

FÉVRIER 2003

MARKET ANALYSIS CENTRE

CENTRE D'ANALYSE DE MARCHÉ



Canada

Get this publication earlier! Switch your current hardcopy subscription to e-mailed PDF. Contact CMHC at (613) 748-2006 or by e-mail at [Market\\_Analysis\\_Centre@cmhc-schl.gc.ca](mailto:Market_Analysis_Centre@cmhc-schl.gc.ca) to get your copy sent to you by e-mail.

Obtenez votre copie plus rapidement avec la distribution par courriel! Contactez le (613)748-2006 ou [centre\\_d'analyse\\_de\\_marche@cmhc-schl.gc.ca](mailto:centre_d'analyse_de_marche@cmhc-schl.gc.ca) pour les détails.

©2003, Canada Mortgage and Housing Corporation

ISSN 1192-7984 Printed in Canada  
Electronic Product # 61504FBE

©2003, Société canadienne d'hypothèques et de logement

ISSN 1192-7984 Imprimé au Canada  
Numéro de produit électronique 61504FBE

# HOUSING INFORMATION MONTHLY

## VOLUME G

### MARKET AND SOCIAL HOUSING (CANADA AND PROVINCIAL)

FEBRUARY 2003

#### **Centres 50 000+**

Table G1: Starts, Completions and Under Construction of Social and Market Housing

Table G2: Starts and Completions of Social and Market Housing (Cummulative)

#### **Centres 10 000+ (Available Quarterly)**

Table G3: Starts, Completions and Under Construction of Social and Market Housing

Table G4: Starts and Completions of Social and Market Housing (Cummulative)

# BULLETIN MENSUEL D'INFORMATION SUR LE LOGEMENT

## VOLUME G

### LOGEMENT SOCIAUX ET DU MARCHÉ (CANADA ET PAR PROVINCE)

FÉVRIER 2003

#### **Les centres de 50 000 habitants et plus**

Tableau G1: Logements sociaux et du marché mis en chantier, achévés, et en construction

Tableau G2: Logements sociaux et du marché mis en chantier et achévés (cummulatif)

#### **Les centres de 10 000 habitants et plus (Disponible trimestriellement)**

Tableau G3: Logements sociaux et du marché mis en chantier, achévés, et en construction

Tableau G4: Logements sociaux et du marché mis en chantier et achévés (cummulatif)

\*2003 data based on 2001 final Census Definitions. 2002 data based on 2001 preliminary Census Definitions. / Les données de 2003 son fondées sur le définitions finales du recensement de 2001. Les données de 2002 sont fondées sur les définitions préliminaires du recensement de 2001.





Table G1 - Tableau G1

Starts, Completions, and Under Construction of Social and Market Housing  
Logements sociaux et du marché mis en chantier, achevés, et en construction

Centres 50 000+ - Les centres de 50 000 habitants et plus

February 2003 - février 2003

|   |                        | Social Housing / Logements sociaux          |                    |                      |       | Market Housing / Logements du marché        |                    |                      |         | Total                                       |                    |                      |  |         |
|---|------------------------|---|--------------------|----------------------|-------|---|--------------------|----------------------|---------|---|--------------------|----------------------|--|---------|
|   |                        | Homeowner<br>Condo<br>Prop.-occ.<br>Coprop. | Rental<br>Locatifs | Co-op<br>Coopératifs | Total | Homeowner<br>Condo<br>Prop.-occ.<br>Coprop. | Rental<br>Locatifs | Co-op<br>Coopératifs | Total   | Homeowner<br>Condo<br>Prop.-occ.<br>Coprop. | Rental<br>Locatifs | Co-op<br>Coopératifs | Not<br>Available<br>Non<br>disponibles | Total   |
| Starts / Mis<br>en chantier                   | Nfld.Lab./T.-<br>N.-L. | -   | -                  | -                    | -     | 33  | -                  | -                    | 33      | 33  | -                  | -                    | -                                      | 33      |
|   | P.E.I./Î.-P.-<br>É.    | -   | -                  | -                    | -     | 3   | -                  | -                    | 3       | 3   | -                  | -                    | -                                      | 3       |
|   | N.S./N.-É.             | -   | -                  | -                    | -     | 167   | -                  | -                    | 167     | 167   | -                  | -                    | -                                      | 167     |
|   | N.B./N.-B.             | -   | -                  | -                    | -     | 45  | 7                  | -                    | 52      | 45  | 7                  | -                    | -                                      | 52      |
|   | Que./Qc                | -   | -                  | -                    | -     | 1,536                                       | 294                | -                    | 1,830   | 1,536                                       | 294                | -                    | -                                      | 1,830   |
|   | Ont./Ont.              | 15  | -                  | -                    | 15    | 5,777                                       | 835                | -                    | 6,612   | 5,792                                       | 835                | -                    | 1                                      | 6,628   |
|   | Man./Man.              | -   | -                  | -                    | -     | 103   | -                  | -                    | 103     | 103   | -                  | -                    | -                                      | 103     |
|   | Sask./Sask.            | -   | -                  | -                    | -     | 105   | -                  | -                    | 105     | 105   | -                  | -                    | -                                      | 105     |
|   | Alta/Alb.              | -   | -                  | -                    | -     | 2,417                                       | 61                 | -                    | 2,478   | 2,417                                       | 61                 | -                    | -                                      | 2,478   |
|   | B.C./C.-B.             | -   | 26                 | -                    | 26    | 1,322                                       | 77                 | -                    | 1,399   | 1,322                                       | 103                | -                    | -                                      | 1,425   |
|   | Canada                 | 15  | 26                 | -                    | 41    | 11,508                                      | 1,274              | -                    | 12,782  | 11,523                                      | 1,300              | -                    | 1                                      | 12,824  |
| Completion /<br>Achevés                       | Nfld.Lab./T.-<br>N.-L. | -   | -                  | -                    | -     | 90  | -                  | -                    | 90      | 90  | -                  | -                    | -                                      | 90      |
|   | P.E.I./Î.-P.-<br>É.    | -   | -                  | -                    | -     | 14  | -                  | -                    | 14      | 14  | -                  | -                    | -                                      | 14      |
|   | N.S./N.-É.             | -   | -                  | -                    | -     | 174   | 99                 | -                    | 273     | 174   | 99                 | -                    | -                                      | 273     |
|   | N.B./N.-B.             | -   | -                  | -                    | -     | 164   | 63                 | -                    | 227     | 164   | 63                 | -                    | -                                      | 227     |
|   | Que./Qc                | -   | -                  | -                    | -     | 931   | 214                | -                    | 1,145   | 931   | 214                | -                    | -                                      | 1,145   |
|   | Ont./Ont.              | -   | -                  | -                    | -     | 4,596                                       | 198                | -                    | 4,794   | 4,596                                       | 198                | -                    | -                                      | 4,794   |
|   | Man./Man.              | -   | -                  | -                    | -     | 52  | 72                 | -                    | 124     | 52  | 72                 | -                    | -                                      | 124     |
|   | Sask./Sask.            | -   | -                  | -                    | -     | 157   | -                  | -                    | 157     | 157   | -                  | -                    | -                                      | 157     |
|   | Alta/Alb.              | -   | -                  | -                    | -     | 1,903                                       | 413                | -                    | 2,316   | 1,903                                       | 413                | -                    | -                                      | 2,316   |
|   | B.C./C.-B.             | -   | -                  | -                    | -     | 875   | 91                 | -                    | 966     | 875   | 91                 | -                    | -                                      | 966     |
|   | Canada                 | -   | -                  | -                    | -     | 8,956                                       | 1,150              | -                    | 10,106  | 8,956                                       | 1,150              | -                    | -                                      | 10,106  |
| Under<br>Construction<br>/ En<br>construction | Nfld.Lab./T.-<br>N.-L. | -   | -                  | -                    | -     | 545   | 40                 | -                    | 585     | 545   | 40                 | -                    | -                                      | 585     |
|   | P.E.I./Î.-P.-<br>É.    | -   | -                  | -                    | -     | 58  | 71                 | -                    | 129     | 58  | 71                 | -                    | -                                      | 129     |
|   | N.S./N.-É.             | -   | -                  | -                    | -     | 1,236                                       | 645                | -                    | 1,881   | 1,236                                       | 645                | -                    | -                                      | 1,881   |
|   | N.B./N.-B.             | -   | -                  | -                    | -     | 409   | 612                | -                    | 1,021   | 409   | 612                | -                    | -                                      | 1,021   |
|   | Que./Qc                | -   | 111                | 55                   | 166   | 10,046                                      | 5,010              | -                    | 15,056  | 10,046                                      | 5,121              | 55                   | -                                      | 15,222  |
|   | Ont./Ont.              | 15  | 188                | -                    | 203   | 44,540                                      | 4,896              | -                    | 49,436  | 44,555                                      | 5,084              | -                    | 83                                     | 49,722  |
|   | Man./Man.              | -   | -                  | -                    | -     | 870   | 84                 | -                    | 954     | 870   | 84                 | -                    | -                                      | 954     |
|   | Sask./Sask.            | -   | -                  | -                    | -     | 1,168                                       | 142                | -                    | 1,310   | 1,168                                       | 142                | -                    | -                                      | 1,310   |
|   | Alta/Alb.              | -   | -                  | -                    | -     | 16,692                                      | 2,056              | -                    | 18,748  | 16,692                                      | 2,056              | -                    | -                                      | 18,748  |
|   | B.C./C.-B.             | -   | 152                | -                    | 152   | 12,289                                      | 1,976              | -                    | 14,265  | 12,289                                      | 2,128              | -                    | -                                      | 14,417  |
|   | Canada                 | 15  | 451                | 55                   | 521   | 87,853                                      | 15,532             | -                    | 103,385 | 87,868                                      | 15,983             | 55                   | 83                                     | 103,989 |

Table G2 - Tableau G2

Starts and Completions of Social and Market Housing  
 Logements sociaux et du marché mis en chantier et achevés  
 Centres 50 000+ - Les centres de 50 000 habitants et plus  
 January - February 2003 - janvier - février 2003

|                             |                         | Social Housing / Logements sociaux          |                    |                      |       | Market Housing / Logements du marché        |                    |                      |        | Total                                       |                    |                      |  |        |
|-----------------------------|-------------------------|---|--------------------|----------------------|-------|---|--------------------|----------------------|--------|---|--------------------|----------------------|--|--------|
|                             |                         | Homeowner<br>Condo<br>Prop.-occ.<br>Coprop. | Rental<br>Locatifs | Co-op<br>Coopératifs | Total | Homeowner<br>Condo<br>Prop.-occ.<br>Coprop. | Rental<br>Locatifs | Co-op<br>Coopératifs | Total  | Homeowner<br>Condo<br>Prop.-occ.<br>Coprop. | Rental<br>Locatifs | Co-op<br>Coopératifs | Not<br>Available<br>Non<br>disponibles | Total  |
| Starts / Mis<br>en chantier | Nfld./Lab./T.-<br>N.-L. | -   | -                  | -                    | -     | 63  | -                  | -                    | 63     | 63  | -                  | -                    | -                                      | 63     |
|                             | P.E.I./Î.-P.-<br>É.     | -   | -                  | -                    | -     | 12  | 11                 | -                    | 23     | 12  | 11                 | -                    | -                                      | 23     |
|                             | N.S./N.-É.              | -   | -                  | -                    | -     | 272   | 5                  | -                    | 277    | 272   | 5                  | -                    | -                                      | 277    |
|                             | N.B./N.-B.              | -   | -                  | -                    | -     | 114   | 74                 | -                    | 188    | 114   | 74                 | -                    | -                                      | 188    |
|                             | Que./Qc                 | -   | -                  | -                    | -     | 2,728                                       | 1,136              | -                    | 3,864  | 2,728                                       | 1,136              | -                    | -                                      | 3,864  |
|                             | Ont./Ont.               | 15  | -                  | -                    | 15    | 9,065                                       | 1,166              | -                    | 10,231 | 9,080                                       | 1,166              | -                    | 63                                     | 10,309 |
|                             | Man./Man.               | -   | -                  | -                    | -     | 234   | -                  | -                    | 234    | 234   | -                  | -                    | -                                      | 234    |
|                             | Sask./Sask.             | -   | -                  | -                    | -     | 291   | -                  | -                    | 291    | 291   | -                  | -                    | -                                      | 291    |
|                             | Alta./Alb.              | -   | -                  | -                    | -     | 4,050                                       | 77                 | -                    | 4,127  | 4,050                                       | 77                 | -                    | -                                      | 4,127  |
|                             | B.C./C.-B.              | -   | 38                 | -                    | 38    | 2,347                                       | 134                | -                    | 2,481  | 2,347                                       | 172                | -                    | -                                      | 2,519  |
|                             | Canada                  | 15  | 38                 | -                    | 53    | 19,176                                      | 2,603              | -                    | 21,779 | 19,191                                      | 2,641              | -                    | 63                                     | 21,895 |
| Completion<br>/ Achevés     | Nfld./Lab./T.-<br>N.-L. | -   | -                  | -                    | -     | 154   | -                  | -                    | 154    | 154   | -                  | -                    | -                                      | 154    |
|                             | P.E.I./Î.-P.-<br>É.     | -   | -                  | -                    | -     | 42  | -                  | -                    | 42     | 42  | -                  | -                    | -                                      | 42     |
|                             | N.S./N.-É.              | -   | -                  | -                    | -     | 311   | 106                | -                    | 417    | 311   | 106                | -                    | -                                      | 417    |
|                             | N.B./N.-B.              | -   | -                  | -                    | -     | 317   | 169                | -                    | 486    | 317   | 169                | -                    | -                                      | 486    |
|                             | Que./Qc                 | -   | -                  | -                    | -     | 2,506                                       | 442                | -                    | 2,948  | 2,506                                       | 442                | -                    | -                                      | 2,948  |
|                             | Ont./Ont.               | -   | -                  | -                    | -     | 9,615                                       | 347                | -                    | 9,962  | 9,615                                       | 347                | -                    | -                                      | 9,962  |
|                             | Man./Man.               | -   | -                  | -                    | -     | 106   | 72                 | -                    | 178    | 106   | 72                 | -                    | -                                      | 178    |
|                             | Sask./Sask.             | -   | -                  | -                    | -     | 254   | -                  | -                    | 254    | 254   | -                  | -                    | -                                      | 254    |
|                             | Alta./Alb.              | -   | -                  | -                    | -     | 3,543                                       | 624                | -                    | 4,167  | 3,543                                       | 624                | -                    | -                                      | 4,167  |
|                             | B.C./C.-B.              | -   | -                  | -                    | -     | 2,059                                       | 269                | -                    | 2,328  | 2,059                                       | 269                | -                    | -                                      | 2,328  |
|                             | Canada                  | -   | -                  | -                    | -     | 18,907                                      | 2,029              | -                    | 20,936 | 18,907                                      | 2,029              | -                    | -                                      | 20,936 |



HOUSING

INFORMATION


MONTHLY

VOLUME H

STARTS, COMPLETIONS, AND  
UNDER CONSTRUCTION

CENSUS SUBDIVISIONS

FEBRUARY 2003



BULLETIN

MENSUEL

D'INFORMATION

SUR LE LOGEMENT

VOLUME H

LOGEMENTS MIS EN CHANTIER,  
ACHEVÉS, ET EN CONSTRUCTION

SUBDIVISION DE RECENSEMENT

FÉVRIER 2003

MARKET ANALYSIS CENTRE

CENTRE D'ANALYSE DE MARCHÉ



Canada

Get this publication earlier! Switch your current hardcopy subscription to e-mailed PDF. Contact CMHC at (613) 748-2006 or by e-mail at [Market\\_Analysis\\_Centre@cmhc-schl.gc.ca](mailto:Market_Analysis_Centre@cmhc-schl.gc.ca) to get your copy sent to you by e-mail.

Obtenez votre copie plus rapidement avec la distribution par courriel! Contactez le (613)748-2006 ou [centre\\_d'analyse\\_de\\_marche@cmhc-schl.gc.ca](mailto:centre_d'analyse_de_marche@cmhc-schl.gc.ca) pour les détails.

©2003, Canada Mortgage and Housing Corporation  
ISSN 1192-7984 Printed in Canada  
Electronic Product # 61504HBE

©2003, Société canadienne d'hypothèques et de logement  
ISSN 1192-7984 Imprimé au Canada  
Numéro de produit électronique 61504HBE

# HOUSING INFORMATION MONTHLY

## VOLUME H

### STARTS, COMPLETIONS, AND UNDER CONSTRUCTION

#### CENSUS SUBDIVISIONS

FEBRUARY 2003

#### **Centres 50 000+**

Table H1: Newfoundland and Labrador

Table H2: Prince Edward Island

Table H3: Nova Scotia

Table H4-1 H4-2: New Brunswick

Table H5-1 to H5-8: Quebec

Table H6-1 to H6-6: Ontario

Table H7: Manitoba

Table H8-1 H8-2: Saskatchewan

Table H9-1 to H9-4: Alberta

Table H10-1 to H10-5: British Columbia

#### **Centres 10 000 - 49 999 (Available Quarterly)**

Table H11: CA's and Cities by Region

# BULLETIN MENSUEL D'INFORMATION SUR LE LOGEMENT

## VOLUME H

### LOGEMENTS MIS EN CHANTIER, ACHEVÉS, ET EN CONSTRUCTION

#### SUBDIVISION DE RECENSEMENT

FÉVRIER 2003

#### **Les centres de 50 000 habitants et plus**

Tableau H1: Terre-Neuve et Labrador

Tableau H2: Île-du-Prince-Édouard

Tableau H3: Nouvelle-Écosse

Tableau H4-1 H4-2: Nouveau-Brunswick

Tableau H5-1 à H5-8: Québec

Tableau H6-1 à H6-6: Ontario

Tableau H7: Manitoba

Tableau H8-1 H8-2: Saskatchewan

Tableau H9-1 à H9-4: Alberta

Tableau H10-1 à H10-5:  
Colombie-Britannique

#### **Les centres de 10 000 à 49 999 habitants (Disponible trimestriellement)**

Tableau H11: Les AR et les villes par  
région

\*2003 data based on 2001 final Census Definitions. 2002 data based on 2001 preliminary Census Definitions. / Les données de 2003 sont fondées sur les définitions finales du recensement de 2001. Les données de 2002 sont fondées sur les définitions préliminaires du recensement de 2001.

# HOUSING INFORMATION MONTHLY

## VOLUME H

### GEOGRAPHIC CHANGES BASED ON THE FINAL 2001 CENSUS DEFINITIONS.

FEBRUARY 2003

Chicoutimi-Jonquière CMA name changed to Saguenay CMA.

Saint-Jean-sur-Richelieu CA name changed to Saint-Jean-Iberville CA.

The CA's of Saint-Hyacinthe, Rimouski and Courtenay went from a Centre of 50,000+ population to a Centre of 10,000 to 49,999 population.

Lavaltrie, VI and Saint-Antoine de Lavaltrie, P have amalgamated to form Lavaltrie, V.

Repentigny, V and Le Gardeur V have amalgamated to form Repentigny, V.

The CA's of Kawartha Lakes and Norfolk went from a Centre of 10,000 to 49,999 population to a Centre of 50,000+ population.

Brant C is no longer part of Brantford CA. Brant C is now surveyed on a quarterly basis.

Smith Falls C is no longer a Centre of 10,000+ population.

Grand Centre CA name changed to Cold Lake CA.

# BULLETIN MENSUEL D'INFORMATION SUR LE LOGEMENT

## VOLUME H

### CHANGEMENTS GÉOGRAPHIQUES FONDÉES SUR LES DÉFINITIONS FINALES DU RECENSEMENT DE 2001.

FÉVRIER 2003

Le nom de la RMR de Chicoutimi-Jonquière a été changé à la RMR de Saguenay.

Le nom de l'AR de Saint-Jean-sur-Richelieu a été changé à l'AR de Saint-Jean-Iberville.

Les AR de Saint-Hyacinthe, Rimouski et Courtenay ont passées d'un centre de 50 000 habitants et plus à un centre de 10 000 à 49 999 habitants.

Le village de Lavaltrie et la paroisse de Saint-Antoine de Lavaltrie ont fusionnés pour former la ville de Lavaltrie.

Les villes de Repentigny et Le Gardeur ont fusionnées pour former la ville de Repentigny.

Les AR de Kawartha Lakes et Norfolk ont passées d'un centre de 10 000 à 49 999 habitants à un centre de 50 000 habitants et plus.

La ville de Brant ne fait plus partie de l'AR de Brantford. La ville de Brant est maintenant enquêtée trimestriellement.

La ville de Smith Falls n'est plus un centre de 10 000 habitants et plus.

Le nom de l'AR de Grand Centre a changé à l'AR de Cold Lake.

Table H1 - Tableau H1

Starts, Completions, and Under Construction - Logements mis en chantier, achevés, et en construction

Newfoundland &amp; Labrador - Terre-neuve et Labrador

Centres 50 000+ - Les centres de 50 000 habitants et plus

February 2003 - février 2003

|            |   | Starts<br>Mis en chantier |      |   |      | Completion<br>Achevés |      |   |      | Under<br>Construction<br>En<br>construction |      |
|------------|---|---------------------------|------|---|------|-----------------------|------|---|------|---|------|
|            |   | February<br>février       |      | January - February<br>janvier - février |      | February<br>février   |      | January - February<br>janvier - février |      | February<br>février                         |      |
|            |   | 2002                      | 2003 | 2002                                    | 2003 | 2002                  | 2003 | 2002                                    | 2003 | 2002  | 2003 |
| St. John's | Bauline T                               | -                         | -    | -                                       | -    | -                     | -    | -                                       | -    | 3   | 1    |
|            | Bay Bulls T                             | -                         | -    | -                                       | -    | -                     | -    | -                                       | -    | 9   | 4    |
|            | Conception Bay<br>South T               | 4                         | 7    | 11                                      | 15   | 24                    | 14   | 31                                      | 31   | 78  | 96   |
|            | Flatrock T                              | 1                         | -    | 1                                       | -    | -                     | -    | 1                                       | -    | 2   | 3    |
|            | Logy Bay-Middle<br>Cove-Outer Cove<br>T | -                         | -    | 2                                       | -    | 2                     | -    | 3                                       | 3    | 12  | 5    |
|            | Mount Pearl C                           | 6                         | 1    | 7                                       | 6    | -                     | 8    | 8                                       | 9    | 46  | 40   |
|            | Paradise-<br>St. Thomas T               | 3                         | 10   | 11                                      | 12   | -                     | 11   | 9                                       | 26   | 110   | 82   |
|            | Petty Harbour-<br>Maddox Cove T         | -                         | -    | -                                       | -    | -                     | -    | 3                                       | -    | -   | 3    |
|            | Portugal Cove-St<br>Phillips T          | 4                         | -    | 8                                       | -    | 10                    | -    | 11                                      | -    | 33  | 54   |
|            | Pouch Cove T                            | -                         | -    | -                                       | -    | -                     | -    | 1                                       | -    | 4   | 6    |
|            | St John's C                             | 12                        | 13   | 35                                      | 27   | 38                    | 45   | 66                                      | 72   | 184   | 251  |
|            | Torbay T                                | 1                         | 2    | 7                                       | 3    | 6                     | 11   | 13                                      | 12   | 24  | 35   |
|            | Witless Bay T                           | -                         | -    | -                                       | -    | -                     | 1    | 1                                       | 1    | 12  | 5    |
|            | <b>Total</b>                            | 31                        | 33   | 82                                      | 63   | 80                    | 90   | 147                                     | 154  | 517   | 585  |
| Province   | <b>Total</b>                            | 31                        | 33   | 82                                      | 63   | 80                    | 90   | 147                                     | 154  | 517   | 585  |



Table H2 - Tableau H2

Starts, Completions, and Under Construction - Logements mis en chantier, achevés, et en construction

Prince Edward Island - L'Île-du-Prince-Édouard

Centres 50 000+ - Les centres de 50 000 habitants et plus

February 2003 - février 2003

|                   |                        | Starts<br>Mis en chantier |      |   |      | Completion<br>Achevés |      |   |      | Under<br>Construction<br>En<br>construction |      |
|-------------------|------------------------|---------------------------|------|---|------|-----------------------|------|---|------|---|------|
|                   |                        | February<br>février       |      | January - February<br>janvier - février |      | February<br>février   |      | January - February<br>janvier - février |      | February<br>février                         |      |
|                   |                        | 2002                      | 2003 | 2002                                    | 2003 | 2002                  | 2003 | 2002                                    | 2003 | 2002  | 2003 |
| Charlottetown     | Brackley Com           | -                         | -    | -                                       | -    | -                     | -    | -                                       | -    | -   | -    |
|                   | Charlottetown C        | 4                         | 2    | 5                                       | 8    | 10                    | 3    | 20                                      | 14   | 31  | 82   |
|                   | Clyde River Com        | -                         | -    | -                                       | 1    | -                     | -    | 1                                       | 1    | -   | -    |
|                   | Cornwall T             | -                         | -    | -                                       | -    | 3                     | 3    | 5                                       | 9    | 5   | 5    |
|                   | Indian Reserves        | -                         | -    | -                                       | -    | -                     | -    | -                                       | -    | -   | -    |
|                   | Lot 31                 | -                         | -    | -                                       | -    | -                     | -    | 2                                       | 1    | 1   | 1    |
|                   | Lot 33                 | -                         | -    | -                                       | -    | -                     | -    | -                                       | 1    | 4   | -    |
|                   | Lot 34                 | -                         | -    | 1                                       | -    | -                     | 1    | 1                                       | 1    | 3   | 5    |
|                   | Lot 35                 | -                         | -    | 1                                       | 1    | -                     | 2    | 1                                       | 5    | 4   | 4    |
|                   | Lot 36                 | 1                         | -    | 1                                       | -    | 1                     | -    | 2                                       | -    | 1   | 1    |
|                   | Lot 48                 | -                         | -    | -                                       | -    | 1                     | -    | 3                                       | 1    | 1   | 4    |
|                   | Lot 49                 | -                         | 1    | -                                       | 1    | 1                     | -    | 2                                       | -    | -   | 1    |
|                   | Lot 65                 | -                         | -    | -                                       | -    | 1                     | 1    | 1                                       | 1    | 3   | 4    |
|                   | Meadowbank Com         | -                         | -    | -                                       | -    | -                     | -    | -                                       | -    | 2   | 1    |
|                   | Miltonvale Park<br>Com | -                         | -    | -                                       | -    | -                     | -    | -                                       | -    | -   | -    |
|                   | Stratford T            | -                         | -    | -                                       | 12   | 4                     | 3    | 5                                       | 7    | 12  | 21   |
|                   | Union Road Com         | -                         | -    | -                                       | -    | -                     | 1    | -                                       | 1    | -   | -    |
| Warren Grove Com  | -                      | -                         | -    | -                                       | -    | -                     | -    | -                                       | -    | -   |      |
| Winsloe South Com | -                      | -                         | -    | -                                       | -    | -                     | -    | -                                       | -    | -   |      |
|                   | <b>Total</b>           | 5                         | 3    | 8                                       | 23   | 21                    | 14   | 43                                      | 42   | 67  | 129  |
| Province          | <b>Total</b>           | 5                         | 3    | 8                                       | 23   | 21                    | 14   | 43                                      | 42   | 67  | 129  |

Table H3 - Tableau H3

Starts, Completions, and Under Construction - Logements mis en chantier, achevés, et en construction

Nova Scotia - Nouvelle Écosse

Centres 50 000+ - Les centres de 50 000 habitants et plus

February 2003 - février 2003

|             |                 | Starts<br>Mis en chantier |      |   |      | Completion<br>Achevés |      |   |      | Under<br>Construction<br>En<br>construction |       |
|-------------|-----------------|---------------------------|------|---|------|-----------------------|------|---|------|---|-------|
|             |                 | February<br>février       |      | January - February<br>janvier - février |      | February<br>février   |      | January - February<br>janvier - février |      | February<br>février                         |       |
|             |                 | 2002                      | 2003 | 2002                                    | 2003 | 2002                  | 2003 | 2002                                    | 2003 | 2002  | 2003  |
| Halifax     | Halifax RGM     | 113                       | 165  | 401                                     | 271  | 352                   | 273  | 550                                     | 387  | 1,112                                       | 1,857 |
|             | Indian Reserves | -                         | -    | -                                       | -    | -                     | -    | -                                       | -    | -   | -     |
|             | <b>Total</b>    | 113                       | 165  | 401                                     | 271  | 352                   | 273  | 550                                     | 387  | 1,112                                       | 1,857 |
| Cape Breton | Indian Reserves | -                         | -    | -                                       | -    | -                     | -    | -                                       | -    | -   | -     |
|             | Cape Breton RGM | 2                         | 2    | 6                                       | 6    | 6                     | -    | 18                                      | 30   | 14  | 24    |
|             | <b>Total</b>    | 2                         | 2    | 6                                       | 6    | 6                     | -    | 18                                      | 30   | 14  | 24    |
| Province    | <b>Total</b>    | 115                       | 167  | 407                                     | 277  | 358                   | 273  | 568                                     | 417  | 1,126                                       | 1,881 |

Table H4-1 - Tableau H4-1

Starts, Completions, and Under Construction - Logements mis en chantier, achevés, et en construction

New Brunswick - Nouveau Brunswick

Centres 50 000+ - Les centres de 50 000 habitants et plus

February 2003 - février 2003

|              |                           | Starts<br>Mis en chantier |      |   |      | Completion<br>Achevés |      |   |      | Under<br>Construction<br>En<br>construction |      |
|--------------|---------------------------|---------------------------|------|---|------|-----------------------|------|---|------|---|------|
|              |                           | February<br>février       |      | January - February<br>janvier - février |      | February<br>février   |      | January - February<br>janvier - février |      | February<br>février                         |      |
|              |                           | 2002                      | 2003 | 2002                                    | 2003 | 2002                  | 2003 | 2002                                    | 2003 | 2002  | 2003 |
| Saint John   | Grand Bay-<br>Westfield T | -                         | -    | -                                       | -    | 1                     | 1    | 2                                       | 3    | 8   | 8    |
|              | Greenwick Par             | -                         | -    | -                                       | -    | -                     | -    | -                                       | -    | -   | -    |
|              | Hampton Par               | -                         | -    | -                                       | 1    | -                     | 1    | -                                       | 2    | 2   | 2    |
|              | Hampton T                 | 1                         | 4    | 1                                       | 4    | 1                     | -    | 1                                       | -    | 1   | 6    |
|              | Kingston Par              | -                         | -    | -                                       | -    | -                     | -    | -                                       | 2    | 1   | -    |
|              | Lepreau Par               | -                         | 1    | -                                       | 1    | -                     | -    | -                                       | -    | 2   | 1    |
|              | Musquash Par              | -                         | -    | -                                       | -    | -                     | -    | 1                                       | -    | 4   | 1    |
|              | Petersville Par           | -                         | -    | -                                       | -    | -                     | -    | -                                       | -    | -   | -    |
|              | Quispamsis T              | 7                         | 6    | 13                                      | 16   | 9                     | 10   | 17                                      | 24   | 24  | 29   |
|              | Rothesay Par              | -                         | -    | -                                       | -    | -                     | -    | -                                       | -    | -   | -    |
|              | Rothesay T                | 1                         | 2    | 2                                       | 10   | 3                     | 2    | 6                                       | 9    | 4   | 11   |
|              | Saint John C              | 5                         | -    | 13                                      | 4    | 15                    | 13   | 28                                      | 21   | 57  | 34   |
|              | Saint Martins Par         | -                         | -    | -                                       | -    | -                     | -    | -                                       | -    | -   | 1    |
|              | Saint Martins VL          | -                         | -    | -                                       | -    | -                     | -    | -                                       | -    | -   | -    |
|              | Simonds Par               | -                         | -    | -                                       | 1    | -                     | 1    | 2                                       | 2    | 1   | 1    |
|              | Upham Par                 | -                         | -    | -                                       | -    | -                     | -    | -                                       | -    | 1   | 1    |
|              | Westfield Par             | -                         | -    | -                                       | -    | -                     | -    | -                                       | -    | 2   | 4    |
| <b>Total</b> | 14                        | 13                        | 29   | 37                                      | 29   | 28                    | 57   | 63                                      | 107  | 99  |      |
| Fredericton  | Bright Par                | 1                         | -    | 7                                       | 1    | -                     | 1    | 4                                       | 1    | 7   | 1    |
|              | Douglas Par               | -                         | 2    | -                                       | 3    | 1                     | 3    | 10                                      | 3    | -   | 1    |
|              | Fredericton C             | 2                         | 9    | 10                                      | 17   | 46                    | 31   | 65                                      | 47   | 249   | 167  |
|              | Indian Reserves           | -                         | -    | -                                       | -    | -                     | -    | -                                       | -    | -   | -    |
|              | Kingsclear Par            | 1                         | 3    | 6                                       | 4    | 2                     | 14   | 11                                      | 14   | 9   | 14   |
|              | Lincoln Par               | 7                         | 3    | 10                                      | 8    | 7                     | 3    | 15                                      | 11   | 1   | 1    |
|              | Maugerville Par           | -                         | 1    | 1                                       | 2    | 1                     | 4    | 1                                       | 4    | 1   | -    |
|              | New Maryland Par          | -                         | -    | -                                       | -    | -                     | 1    | -                                       | 2    | 1   | -    |
|              | New Maryland VL           | -                         | -    | -                                       | -    | -                     | 1    | 3                                       | 1    | -   | 5    |
|              | Saint Mary's Par          | -                         | 3    | 2                                       | 12   | 1                     | 9    | 5                                       | 9    | 2   | 9    |
|              | <b>Total</b>              | 11                        | 21   | 36                                      | 47   | 58                    | 67   | 114                                     | 92   | 270   | 198  |

Table H4-2 - Tableau H4-2

Starts, Completions, and Under Construction - Logements mis en chantier, achevés, et en construction

New Brunswick - Nouveau Brunswick

Centres 50 000+ - Les centres de 50 000 habitants et plus

February 2003 - février 2003

|                         |                               | Starts<br>Mis en chantier |      |   |      | Completion<br>Achevés |      |   |       | Under<br>Construction<br>En<br>construction |       |
|-------------------------|-------------------------------|---------------------------|------|---|------|-----------------------|------|---|-------|---|-------|
|                         |                               | February<br>février       |      | January - February<br>janvier - février |      | February<br>février   |      | January - February<br>janvier - février |       | February<br>février                         |       |
|                         |                               | 2002                      | 2003 | 2002                                    | 2003 | 2002                  | 2003 | 2002                                    | 2003  | 2002  | 2003  |
| Moncton                 | Coverdale Par                 | -                         | 3    | -                                       | 3    | 3                     | 4    | 7                                       | 6     | 11  | 7     |
|                         | Dieppe C                      | 7                         | 3    | 13                                      | 14   | 35                    | 13   | 56                                      | 64    | 174   | 151   |
|                         | Dorchester Par                | -                         | -    | -                                       | -    | -                     | -    | -                                       | -     | 2   | -     |
|                         | Dorchester VL                 | -                         | -    | -                                       | -    | -                     | -    | -                                       | -     | 1   | 1     |
|                         | Elgin Par                     | -                         | -    | -                                       | -    | -                     | -    | -                                       | -     | -   | -     |
|                         | Hillsborough Par              | -                         | -    | -                                       | -    | 2                     | -    | 2                                       | -     | 1   | 1     |
|                         | Hillsborough VL               | -                         | -    | -                                       | -    | 1                     | -    | 1                                       | -     | -   | 6     |
|                         | Indian Reserve (Fort Folly 1) | -                         | -    | -                                       | -    | -                     | -    | -                                       | -     | -   | -     |
|                         | Memramcook VL                 | -                         | 2    | -                                       | 2    | -                     | -    | 3                                       | 3     | 7   | 4     |
|                         | Moncton C                     | 7                         | 4    | 18                                      | 74   | 46                    | 97   | 86                                      | 211   | 132   | 476   |
|                         | Moncton Par                   | -                         | 6    | -                                       | 9    | 7                     | 8    | 18                                      | 20    | 17  | 41    |
|                         | Riverview T                   | 5                         | -    | 6                                       | 1    | 10                    | 9    | 27                                      | 26    | 34  | 25    |
|                         | Salisbury VL                  | -                         | -    | 1                                       | 1    | 3                     | 1    | 8                                       | 1     | 2   | 12    |
|                         | <b>Total</b>                  | 19                        | 18   | 38                                      | 104  | 107                   | 132  | 208                                     | 331   | 381   | 724   |
| Province                | <b>Total</b>                  | 44                        | 52   | 103                                     | 188  | 194                   | 227  | 379                                     | 486   | 758   | 1,021 |
| Atlantic/<br>Atlantique | <b>Total</b>                  | 195                       | 255  | 600                                     | 551  | 653                   | 604  | 1,137                                   | 1,099 | 2,468                                       | 3,616 |

Table H5-1 - Tableau H5-1

Starts, Completions, and Under Construction - Logements mis en chantier, achevés, et en construction

Quebec - Québec

Centres 50 000+ - Les centres de 50 000 habitants et plus

February 2003 - février 2003

|          |                    | Starts<br>Mis en chantier |      |   |      | Completion<br>Achevés |      |   |      | Under<br>Construction<br>En<br>construction |       |
|----------|--------------------|---------------------------|------|---|------|-----------------------|------|---|------|---|-------|
|          |                    | February<br>février       |      | January - February<br>janvier - février |      | February<br>février   |      | January - February<br>janvier - février |      | February<br>février                         |       |
|          |                    | 2002                      | 2003 | 2002                                    | 2003 | 2002                  | 2003 | 2002                                    | 2003 | 2002  | 2003  |
| Gatineau | Cantley M          | 3                         | 4    | 6                                       | 6    | 6                     | 5    | 20                                      | 5    | 16  | 50    |
|          | Chelsea M          | -                         | 1    | -                                       | 3    | -                     | 1    | 15                                      | 1    | 6   | 31    |
|          | Gatineau V         | 156                       | 25   | 228                                     | 142  | 75                    | 108  | 356                                     | 196  | 681   | 1,162 |
|          | La Pêche M         | -                         | -    | -                                       | 1    | -                     | 11   | -                                       | 11   | 4   | 25    |
|          | Pontiac M          | 2                         | -    | 2                                       | -    | 1                     | 1    | 4                                       | 1    | 4   | 18    |
|          | Val-Des-Monts<br>M | 1                         | 4    | 2                                       | 4    | 7                     | 2    | 18                                      | 6    | 30  | 56    |
|          | <b>Total</b>       | 162                       | 34   | 238                                     | 156  | 89                    | 128  | 413                                     | 220  | 741   | 1,342 |

Table H5-2 - Tableau H5-2

Starts, Completions, and Under Construction - Logements mis en chantier, achevés, et en construction

Quebec - Québec

Centres 50 000+ - Les centres de 50 000 habitants et plus

February 2003 - février 2003

|                                     |                                   | Starts<br>Mis en chantier |      |   |       | Completion<br>Achevés |      |   |       | Under<br>Construction<br>En<br>construction |       |
|-------------------------------------|-----------------------------------|---------------------------|------|---|-------|-----------------------|------|---|-------|---|-------|
|                                     |                                   | February<br>février       |      | January - February<br>janvier - février |       | February<br>février   |      | January - February<br>janvier - février |       | February<br>février                         |       |
|                                     |                                   | 2002                      | 2003 | 2002                                    | 2003  | 2002                  | 2003 | 2002                                    | 2003  | 2002  | 2003  |
|                                     |                                   |                           |      |   |       |                       |      |   |       |   |       |
| Montréal<br>Île-de-Montréal         | Montréal V                        | 298                       | 421  | 817                                     | 1,284 | 141                   | 228  | 480                                     | 612   | 2,699                                       | 4,664 |
|                                     | <b>Total</b>                      | 298                       | 421  | 817                                     | 1,284 | 141                   | 228  | 480                                     | 612   | 2,699                                       | 4,664 |
| Montréal<br>South<br>Shore/Rive-Sud | Beauharnois V                     | -                         | 3    | 7                                       | 3     | 3                     | 1    | 3                                       | 7     | 5   | 31    |
|                                     | Beloil V                          | -                         | -    | 3                                       | -     | 6                     | -    | 7                                       | 1     | 9   | 8     |
|                                     | Candiac V                         | 14                        | 16   | 18                                      | 21    | 2                     | 7    | 13                                      | 19    | 46  | 92    |
|                                     | Carignan V                        | 4                         | 5    | 5                                       | 10    | 6                     | 8    | 14                                      | 26    | 16  | 34    |
|                                     | Châteauguay V                     | 64                        | 6    | 69                                      | 9     | 6                     | 2    | 16                                      | 11    | 72  | 99    |
|                                     | Chambly V                         | 7                         | 11   | 9                                       | 33    | 4                     | 9    | 5                                       | 24    | 63  | 98    |
|                                     | Delson V                          | -                         | 1    | -                                       | 1     | 1                     | -    | 1                                       | 4     | 2   | 5     |
|                                     | Léry V                            | -                         | -    | -                                       | -     | -                     | -    | -                                       | -     | -   | -     |
|                                     | La Prairie V                      | 15                        | 13   | 32                                      | 21    | 4                     | 3    | 11                                      | 21    | 41  | 181   |
|                                     | Longueuil V                       | 86                        | 88   | 262                                     | 167   | 71                    | 41   | 131                                     | 229   | 691   | 1,022 |
|                                     | McMasterville M                   | -                         | 2    | 1                                       | 2     | -                     | -    | 2                                       | 10    | 1   | 31    |
|                                     | Mercier V                         | 2                         | 2    | 10                                      | 10    | 2                     | 3    | 10                                      | 11    | 12  | 15    |
|                                     | Mont-Saint-Hilaire<br>V           | 3                         | 3    | 11                                      | 5     | 6                     | 7    | 10                                      | 17    | 29  | 43    |
|                                     | Otterburn Park V                  | 3                         | 3    | 8                                       | 3     | 2                     | 1    | 11                                      | 4     | 13  | 15    |
|                                     | Réserve Indienne<br>(Kahnawake)   | -                         | -    | -                                       | -     | -                     | -    | -                                       | -     | -   | -     |
|                                     | Richelieu V                       | 8                         | -    | 8                                       | -     | -                     | -    | -                                       | 1     | 8   | 1     |
|                                     | Saint-Amable M                    | 2                         | 2    | 3                                       | 6     | 6                     | 1    | 8                                       | 5     | 2   | 7     |
|                                     | Saint-Basile-le-<br>Grand V       | 16                        | 24   | 27                                      | 32    | 5                     | 9    | 12                                      | 32    | 35  | 68    |
|                                     | Saint-Constant V                  | 17                        | 22   | 21                                      | 30    | 4                     | 6    | 13                                      | 20    | 50  | 82    |
|                                     | Saint-Isidore P                   | -                         | -    | 1                                       | 1     | 1                     | -    | 4                                       | -     | 1   | 4     |
|                                     | Saint-Mathias-sur-<br>Richelieu M | -                         | 3    | 1                                       | 3     | -                     | -    | -                                       | 2     | 1   | 4     |
|                                     | Saint-Mathieu M                   | -                         | -    | 2                                       | -     | -                     | 1    | -                                       | 1     | 2   | 4     |
|                                     | Saint-Mathieu-de-<br>Beloil M     | 2                         | 1    | 5                                       | 1     | 1                     | -    | 1                                       | -     | 5   | 1     |
|                                     | Saint-Philippe M                  | 6                         | -    | 16                                      | 3     | 1                     | 3    | 2                                       | 10    | 18  | 13    |
|                                     | Sainte-Catherine V                | -                         | 3    | 5                                       | 4     | 2                     | 8    | 7                                       | 15    | 87  | 59    |
|                                     | Sainte-Julie V                    | 17                        | 15   | 22                                      | 36    | 12                    | 13   | 24                                      | 49    | 56  | 117   |
| Varennnes V                         | 22                                | 1                         | 39   | 1                                       | 7     | 7                     | 15   | 16                                      | 41    | 34  |       |
| <b>Total</b>                        | 288                               | 224                       | 585  | 402                                     | 152   | 130                   | 320  | 535                                     | 1,306 | 2,068                                       |       |

Table H5-3 - Tableau H5-3

Starts, Completions, and Under Construction - Logements mis en chantier, achevés, et en construction

Quebec - Québec

Centres 50 000+ - Les centres de 50 000 habitants et plus

February 2003 - février 2003

|                                       |                                  | Starts<br>Mis en chantier |            |   |            | Completion<br>Achevés |            |   |              | Under<br>Construction<br>En<br>construction |       |
|---------------------------------------|----------------------------------|---------------------------|------------|---|------------|-----------------------|------------|---|--------------|---|-------|
|                                       |                                  | February<br>février       |            | January - February<br>janvier - février |            | February<br>février   |            | January - February<br>janvier - février |              | February<br>février                         |       |
|                                       |                                  | 2002                      | 2003       | 2002                                    | 2003       | 2002                  | 2003       | 2002                                    | 2003         | 2002  | 2003  |
| Montréal<br>North Shore/Rive-<br>Nord | Blainville V                     | 48                        | 28         | 70                                      | 55         | 25                    | 30         | 69                                      | 76           | 177   | 263   |
|                                       | Bois-des-Filion V                | 7                         | 5          | 18                                      | 6          | 11                    | -          | 14                                      | 5            | 19  | 54    |
|                                       | Boisbriand V                     | 2                         | -          | 4                                       | 2          | 5                     | 7          | 11                                      | 9            | 34  | 47    |
|                                       | Charlemagne V                    | -                         | -          | -                                       | 18         | -                     | -          | -                                       | -            | 1   | 19    |
|                                       | Deux-Montagnes V                 | 8                         | 7          | 10                                      | 7          | 6                     | 5          | 8                                       | 5            | 36  | 38    |
|                                       | Gore CT                          | -                         | 1          | 6                                       | 1          | 3                     | 9          | 5                                       | 9            | 9   | 13    |
|                                       | L'Assomption V                   | 4                         | 4          | 7                                       | 7          | -                     | -          | 7                                       | 3            | 15  | 78    |
|                                       | Laval V                          | 139                       | 125        | 230                                     | 300        | 37                    | 61         | 175                                     | 229          | 816   | 1,192 |
|                                       | Lavaltrie V                      | -                         | 4          | 10                                      | 4          | 4                     | -          | 6                                       | 1            | 20  | 39    |
|                                       | Lorraine V                       | 1                         | 3          | 2                                       | 4          | 3                     | 2          | 6                                       | 20           | 14  | 52    |
|                                       | Mascouche V                      | 8                         | 32         | 31                                      | 54         | 11                    | 8          | 26                                      | 20           | 50  | 171   |
|                                       | Mirabel V                        | 44                        | 35         | 65                                      | 64         | 20                    | 15         | 34                                      | 53           | 150   | 226   |
|                                       | Oka                              | -                         | -          | -                                       | 1          | -                     | 2          | -                                       | 5            | 1   | 1     |
|                                       | Pointe-Calumet M                 | 6                         | 2          | 6                                       | 2          | 1                     | 1          | 1                                       | 3            | 10  | 14    |
|                                       | Réserve Indienne<br>(Kanesatake) | -                         | -          | -                                       | -          | -                     | -          | -                                       | -            | -   | -     |
|                                       | Repentigny V                     | 27                        | 46         | 64                                      | 64         | 7                     | 89         | 14                                      | 103          | 303   | 231   |
|                                       | Rosemere V                       | 7                         | 5          | 9                                       | 10         | 2                     | 21         | 14                                      | 28           | 25  | 49    |
|                                       | Saint-Colomban P                 | 4                         | 3          | 11                                      | 7          | 3                     | 21         | 10                                      | 23           | 23  | 42    |
|                                       | Saint-Eustache V                 | 25                        | 7          | 30                                      | 25         | 8                     | 6          | 16                                      | 33           | 85  | 109   |
|                                       | Saint-Jérôme V                   | 77                        | 27         | 88                                      | 45         | 13                    | 32         | 27                                      | 66           | 146   | 272   |
|                                       | Saint-Joseph-du-<br>Lac M        | -                         | -          | 3                                       | -          | 1                     | -          | 4                                       | -            | 7   | 16    |
|                                       | Saint-Placide M                  | -                         | -          | -                                       | -          | -                     | -          | -                                       | 1            | 1   | 5     |
|                                       | Saint-Sulpice P                  | -                         | -          | 4                                       | -          | -                     | -          | 2                                       | -            | 6   | 4     |
|                                       | Sainte-Anne-des-<br>Plaines V    | 7                         | -          | 7                                       | -          | 3                     | 27         | 5                                       | 27           | 17  | 19    |
|                                       | Sainte-Marthe-sur-<br>le-Lac V   | 25                        | 27         | 28                                      | 39         | 1                     | 7          | 11                                      | 13           | 53  | 131   |
|                                       | Sainte-Thérèse V                 | 1                         | 8          | 8                                       | 8          | 2                     | 3          | 3                                       | 10           | 73  | 113   |
| Terrebonne V                          | 58                               | 127                       | 111        | 196                                     | 31         | 20                    | 53         | 81                                      | 197          | 392   |       |
| <b>Total</b>                          | <b>498</b>                       | <b>496</b>                | <b>822</b> | <b>919</b>                              | <b>197</b> | <b>366</b>            | <b>521</b> | <b>823</b>                              | <b>2,288</b> | <b>3,590</b>                                |       |

Table H5-4 - Tableau H5-4

Starts, Completions, and Under Construction - Logements mis en chantier, achevés, et en construction

Quebec - Québec

Centres 50 000+ - Les centres de 50 000 habitants et plus

February 2003 - février 2003

|                           |                                  | Starts<br>Mis en chantier |       |   |       | Completion<br>Achevés |      |   |       | Under<br>Construction<br>En<br>construction |        |
|---------------------------|----------------------------------|---------------------------|-------|---|-------|-----------------------|------|---|-------|---|--------|
|                           |                                  | February<br>février       |       | January - February<br>janvier - février |       | February<br>février   |      | January - February<br>janvier - février |       | February<br>février                         |        |
|                           |                                  | 2002                      | 2003  | 2002                                    | 2003  | 2002                  | 2003 | 2002                                    | 2003  | 2002  | 2003   |
| Montréal<br>Others/Autres | Hudson V                         | -                         | 2     | 5                                       | 5     | 1                     | 2    | 5                                       | 4     | 14  | 14     |
|                           | L'Île-Cadieux V                  | 1                         | -     | 1                                       | -     | -                     | -    | -                                       | -     | 1   | -      |
|                           | L'Île-Perrot V                   | 9                         | 13    | 15                                      | 16    | 6                     | -    | 11                                      | -     | 27  | 23     |
|                           | Les Cèdres M                     | -                         | -     | 5                                       | 1     | -                     | 3    | 2                                       | 10    | 7   | 9      |
|                           | Notre-Dame-de-<br>L'Île-Perrot M | 12                        | 15    | 19                                      | 18    | 7                     | 3    | 10                                      | 13    | 36  | 50     |
|                           | Pincourt V                       | 10                        | 3     | 19                                      | 4     | 1                     | 1    | 3                                       | 3     | 31  | 13     |
|                           | Pointe-des-<br>Cascades VL       | -                         | 2     | -                                       | 3     | -                     | 1    | 1                                       | 2     | -   | 3      |
|                           | Saint-Lazare P                   | 19                        | 3     | 22                                      | 12    | 9                     | 15   | 25                                      | 37    | 51  | 95     |
|                           | Terrasse-<br>Vaudreuil M         | -                         | -     | -                                       | -     | -                     | -    | 1                                       | -     | 1   | -      |
|                           | Vaudreuil-sur-<br>le-Lac VL      | -                         | 2     | -                                       | 6     | -                     | 3    | 1                                       | 6     | 5   | 17     |
|                           | Vaudreuil-<br>Dorion V           | 65                        | 47    | 83                                      | 63    | 6                     | 24   | 26                                      | 39    | 147   | 170    |
|                           | <b>Total</b>                     | 116                       | 87    | 169                                     | 128   | 30                    | 52   | 85                                      | 114   | 320   | 394    |
| Montréal<br>CMA/RMR       | <b>Total</b>                     | 1,200                     | 1,228 | 2,393                                   | 2,733 | 520                   | 776  | 1,406                                   | 2,084 | 6,613                                       | 10,716 |



Table H5-5 - Tableau H5-5

Starts, Completions, and Under Construction - Logements mis en chantier, achevés, et en construction

Quebec - Québec

Centres 50 000+ - Les centres de 50 000 habitants et plus

February 2003 - février 2003

|                              |   | Starts<br>Mis en chantier |            |   |            | Completion<br>Achevés |            |   |            | Under<br>Construction<br>En<br>construction |       |
|------------------------------|---|---------------------------|------------|---|------------|-----------------------|------------|---|------------|---|-------|
|                              |   | February<br>février       |            | January - February<br>janvier - février |            | February<br>février   |            | January - February<br>janvier - février |            | February<br>février                         |       |
|                              |   | 2002                      | 2003       | 2002                                    | 2003       | 2002                  | 2003       | 2002                                    | 2003       | 2002  | 2003  |
| Québec                       | Beaumont P                              | -                         | -          | -                                       | -          | -                     | -          | -                                       | -          | -   | 5     |
|                              | Boischatel M                            | -                         | 5          | 1                                       | 5          | -                     | -          | 9                                       | -          | 9   | 18    |
|                              | Château-Richer V                        | -                         | -          | -                                       | -          | -                     | -          | -                                       | -          | 3   | 2     |
|                              | Fossambault-sur-le-Lac V                | 2                         | -          | 2                                       | -          | -                     | -          | -                                       | -          | 6   | 4     |
|                              | Lévis V                                 | 35                        | 47         | 112                                     | 83         | 69                    | 31         | 99                                      | 78         | 233   | 250   |
|                              | L'Ange-Gardien P                        | -                         | 1          | -                                       | 1          | -                     | -          | -                                       | -          | 7   | 6     |
|                              | Lac-Beauport M                          | 1                         | 2          | 3                                       | 8          | -                     | -          | 3                                       | 14         | 7   | 13    |
|                              | Lac-Delage V                            | -                         | -          | -                                       | -          | -                     | -          | -                                       | -          | 2   | -     |
|                              | Lac-Saint-Joseph V                      | -                         | -          | -                                       | -          | -                     | -          | -                                       | -          | -   | 2     |
|                              | Notre-Dame-des-Anges P                  | -                         | -          | -                                       | -          | -                     | -          | -                                       | -          | -   | -     |
|                              | Québec V                                | 42                        | 316        | 136                                     | 485        | 266                   | 87         | 298                                     | 233        | 517   | 1,445 |
|                              | Réserve Indienne<br>(Wendake)           | -                         | -          | -                                       | -          | -                     | -          | -                                       | -          | -   | 15    |
|                              | Saint-Francois P                        | -                         | -          | -                                       | -          | -                     | -          | -                                       | -          | 2   | -     |
|                              | Saint-Gabriel-de-Valcartier<br>M        | -                         | -          | -                                       | -          | -                     | -          | 1                                       | -          | 6   | 3     |
|                              | Saint-Jean P                            | -                         | -          | -                                       | -          | -                     | -          | -                                       | -          | 5   | 2     |
|                              | Saint-Joseph-de-la-Pointe-<br>de-Levy P | -                         | -          | -                                       | -          | -                     | -          | -                                       | -          | -   | -     |
|                              | Saint-Lambert-de-Lauzon P               | 1                         | 3          | 2                                       | 3          | 5                     | 6          | 5                                       | 6          | 4   | 7     |
|                              | Saint-Laurent-de-l'Île-<br>d'Orléans M  | -                         | 1          | -                                       | 1          | -                     | -          | -                                       | -          | 9   | 6     |
|                              | Saint-Pierre-de-L'Île-<br>d'Orléans M   | -                         | -          | -                                       | -          | -                     | -          | -                                       | -          | 2   | -     |
|                              | Sainte-Brigitte-de-Laval M              | -                         | -          | -                                       | -          | -                     | -          | -                                       | -          | 12  | 11    |
|                              | Sainte-Catherine(Jacques-<br>Cartier) M | 2                         | 2          | 3                                       | 2          | 6                     | -          | 6                                       | -          | 4   | 7     |
|                              | Sainte-Famille P                        | -                         | -          | -                                       | -          | -                     | -          | -                                       | -          | -   | -     |
|                              | Sainte-Pétronille VL                    | -                         | 1          | -                                       | 1          | -                     | -          | -                                       | -          | 3   | 1     |
| Shannon M                    | -                                       | 1                         | -          | 1                                       | -          | -                     | -          | -                                       | 3          | 4   |       |
| Stoneham-et-Tewkesbury<br>CU | -                                       | 1                         | -          | 1                                       | 4          | -                     | 7          | -                                       | 5          | 12  |       |
| <b>Total</b>                 | <b>83</b>                               | <b>380</b>                | <b>259</b> | <b>591</b>                              | <b>350</b> | <b>124</b>            | <b>428</b> | <b>331</b>                              | <b>839</b> | <b>1,813</b>                                |       |

Table H5-6 - Tableau H5-6

Starts, Completions, and Under Construction - Logements mis en chantier, achevés, et en construction

Quebec - Québec

Centres 50 000+ - Les centres de 50 000 habitants et plus

February 2003 - février 2003

|                |                               | Starts<br>Mis en chantier |      |   |      | Completion<br>Achevés |      |   |      | Under<br>Construction<br>En<br>construction |      |
|----------------|-------------------------------|---------------------------|------|---|------|-----------------------|------|---|------|---|------|
|                |                               | February<br>février       |      | January - February<br>janvier - février |      | February<br>février   |      | January - February<br>janvier - février |      | February<br>février                         |      |
|                |                               | 2002                      | 2003 | 2002                                    | 2003 | 2002                  | 2003 | 2002                                    | 2003 | 2002  | 2003 |
| Saguenay       | Larouche P                    | -                         | -    | -                                       | -    | -                     | -    | -                                       | 23   | 1   | 1    |
|                | Saguenay V                    | 6                         | 15   | 43                                      | 17   | 7                     | 26   | 21                                      | 41   | 118   | 264  |
|                | Saint-Fulgence M              | -                         | -    | -                                       | -    | -                     | -    | 4                                       | 1    | 2   | 1    |
|                | Saint-Honoré M                | -                         | -    | -                                       | -    | 1                     | 1    | 4                                       | 2    | -   | -    |
|                | Tremblay CT                   | -                         | -    | -                                       | -    | -                     | -    | -                                       | -    | -   | -    |
|                | <b>Total</b>                  | 6                         | 15   | 43                                      | 17   | 8                     | 27   | 29                                      | 67   | 121   | 266  |
| Sherbrooke     | Ascot Corner M                | -                         | -    | -                                       | 2    | 2                     | 1    | 2                                       | 2    | -   | 2    |
|                | Compton Station M             | -                         | -    | -                                       | -    | -                     | -    | -                                       | -    | -   | -    |
|                | Hatley CT                     | -                         | -    | -                                       | -    | 2                     | 3    | 2                                       | 6    | 1   | 2    |
|                | North Hatley VL               | -                         | -    | -                                       | -    | -                     | -    | -                                       | -    | -   | -    |
|                | Saint-Denis-de-Brompton P     | 1                         | -    | 1                                       | -    | -                     | 5    | -                                       | 5    | 4   | 1    |
|                | Sherbrooke V                  | 33                        | 57   | 65                                      | 115  | 38                    | 24   | 52                                      | 52   | 155   | 152  |
|                | Stoke M                       | -                         | 2    | -                                       | 2    | 4                     | -    | 4                                       | -    | 4   | 2    |
|                | Waterville V                  | -                         | 1    | -                                       | 2    | -                     | 1    | -                                       | 2    | -   | -    |
|                | <b>Total</b>                  | 34                        | 60   | 66                                      | 121  | 46                    | 34   | 60                                      | 67   | 164   | 159  |
| Trois-Rivières | Bécancour V                   | -                         | 6    | 1                                       | 6    | -                     | -    | 1                                       | -    | 3   | 55   |
|                | Champlain M                   | -                         | -    | -                                       | -    | -                     | -    | -                                       | -    | -   | -    |
|                | Réserve Indienne (Wôlinak 11) | -                         | -    | -                                       | -    | -                     | -    | -                                       | -    | -   | -    |
|                | Saint-Maurice P               | -                         | -    | -                                       | -    | -                     | -    | -                                       | -    | -   | -    |
|                | Trois-Rivières V              | 20                        | 15   | 29                                      | 37   | 14                    | 16   | 32                                      | 34   | 48  | 238  |
|                | <b>Total</b>                  | 20                        | 21   | 30                                      | 43   | 14                    | 16   | 33                                      | 34   | 51  | 293  |

Table H5-7 - Tableau H5-7

Starts, Completions, and Under Construction - Logements mis en chantier, achevés, et en construction

Quebec - Québec

Centres 50 000+ - Les centres de 50 000 habitants et plus

February 2003 - février 2003

|                      |                               | Starts<br>Mis en chantier |      |   |      | Completion<br>Achevés |      |   |      | Under<br>Construction<br>En<br>construction |      |
|----------------------|-------------------------------|---------------------------|------|---|------|-----------------------|------|---|------|---|------|
|                      |                               | February<br>février       |      | January - February<br>janvier - février |      | February<br>février   |      | January - February<br>janvier - février |      | February<br>février                         |      |
|                      |                               | 2002                      | 2003 | 2002                                    | 2003 | 2002                  | 2003 | 2002                                    | 2003 | 2002  | 2003 |
| Drummondville        | Drummondville V               | 14                        | 5    | 31                                      | 54   | 12                    | 2    | 22                                      | 9    | 253   | 156  |
|                      | Saint-Charles-de-Drummond M   | -                         | 2    | 9                                       | 15   | -                     | 4    | 5                                       | 9    | 28  | 35   |
|                      | Saint-Cyrille-de-Wendover M   | -                         | -    | -                                       | -    | -                     | -    | -                                       | 1    | -   | 6    |
|                      | Saint-Lucien P                | -                         | -    | -                                       | -    | -                     | -    | -                                       | -    | -   | -    |
|                      | Saint-Majorique-de-Grantham P | -                         | -    | -                                       | -    | -                     | -    | -                                       | -    | 1   | -    |
|                      | Saint-Nicéphore V             | -                         | 1    | -                                       | 2    | -                     | 1    | 2                                       | 2    | 1   | 18   |
|                      | <b>Total</b>                  | 14                        | 8    | 40                                      | 71   | 12                    | 7    | 29                                      | 21   | 283   | 215  |
| Granby               | Bromont V                     | 2                         | 2    | 4                                       | 10   | 2                     | 4    | 6                                       | 20   | 9   | 17   |
|                      | Granby CT                     | 1                         | 1    | 1                                       | 1    | 1                     | 1    | 2                                       | 4    | 3   | 4    |
|                      | Granby V                      | 1                         | 1    | 3                                       | 22   | 7                     | 5    | 12                                      | 19   | 199   | 198  |
|                      | <b>Total</b>                  | 4                         | 4    | 8                                       | 33   | 10                    | 10   | 20                                      | 43   | 211   | 219  |
| Rimouski             | Le Bic M                      | -                         | **   | -                                       | **   | -                     | **   | 2                                       | **   | 1   | **   |
|                      | Rimouski V                    | 5                         | **   | 12                                      | **   | 6                     | **   | 10                                      | **   | 62  | **   |
|                      | Saint-Anaclet-de-Lessard P    | -                         | **   | -                                       | **   | -                     | **   | 1                                       | **   | -   | **   |
|                      | Saint-Narcisse-de-Rimouski P  | -                         | **   | 1                                       | **   | -                     | **   | -                                       | **   | 1   | **   |
|                      | <b>Total</b>                  | 5                         | **   | 13                                      | **   | 6                     | **   | 13                                      | **   | 64  | **   |
| Saint-Hyacinthe      | Saint-Hyacinthe V             | 10                        | **   | 24                                      | **   | 5                     | **   | 10                                      | **   | 32  | **   |
|                      | <b>Total</b>                  | 10                        | **   | 24                                      | **   | 5                     | **   | 10                                      | **   | 32  | **   |
| Saint-Jean-Iberville | Saint-Jean-Iberville V        | 33                        | 80   | 57                                      | 98   | 11                    | 23   | 35                                      | 78   | 154   | 190  |
|                      | <b>Total</b>                  | 33                        | 80   | 57                                      | 98   | 11                    | 23   | 35                                      | 78   | 154   | 190  |

Table H5-8 - Tableau H5-8

Starts, Completions, and Under Construction - Logements mis en chantier, achevés, et en construction

Quebec - Québec

Centres 50 000+ - Les centres de 50 000 habitants et plus

February 2003 - février 2003

|            |                         | Starts<br>Mis en chantier |       |   |       | Completion<br>Achevés |       |   |       | Under<br>Construction<br>En<br>construction |        |
|------------|-------------------------|---------------------------|-------|---|-------|-----------------------|-------|---|-------|---|--------|
|            |                         | February<br>février       |       | January - February<br>janvier - février |       | February<br>février   |       | January - February<br>janvier - février |       | February<br>février                         |        |
|            |                         | 2002                      | 2003  | 2002                                    | 2003  | 2002                  | 2003  | 2002                                    | 2003  | 2002  | 2003   |
| Shawinigan | Saint-Mathieu-du-Parc M | -                         | -     | -                                       | 1     | -                     | -     | -                                       | -     | -   | 1      |
|            | Shawinigan V            | 1                         | -     | 2                                       | -     | 1                     | -     | 2                                       | 3     | 15  | 8      |
|            | <b>Total</b>            | 1                         | -     | 2                                       | 1     | 1                     | -     | 2                                       | 3     | 15  | 9      |
| Province   | <b>Total</b>            | 1,572                     | 1,830 | 3,173                                   | 3,864 | 1,072                 | 1,145 | 2,478                                   | 2,948 | 9,288                                       | 15,222 |

Table H6-1 - Tableau H6-1

Starts, Completions, and Under Construction - Logements mis en chantier, achevés, et en construction

Ontario

Centres 50 000+ - Les centres de 50 000 habitants et plus

February 2003 - février 2003

|                 |                       | Starts<br>Mis en chantier |      |   |      | Completion<br>Achevés |      |   |      | Under<br>Construction<br>En<br>construction |       |
|-----------------|-----------------------|---------------------------|------|---|------|-----------------------|------|---|------|---|-------|
|                 |                       | February<br>février       |      | January - February<br>janvier - février |      | February<br>février   |      | January - February<br>janvier - février |      | February<br>février                         |       |
|                 |                       | 2002                      | 2003 | 2002                                    | 2003 | 2002                  | 2003 | 2002                                    | 2003 | 2002  | 2003  |
| Greater Sudbury | Greater Sudbury C     | 4                         | -    | 8                                       | 1    | 15                    | 20   | 30                                      | 44   | 36  | 49    |
|                 | Indian Reserves       | -                         | -    | -                                       | -    | -                     | -    | -                                       | -    | -   | -     |
|                 | <b>Total</b>          | 4                         | -    | 8                                       | 1    | 15                    | 20   | 30                                      | 44   | 36  | 49    |
| Hamilton        | Burlington C          | 88                        | 161  | 156                                     | 268  | 20                    | 97   | 110                                     | 147  | 779   | 1,001 |
|                 | Grimsby T             | -                         | 15   | 1                                       | 39   | 6                     | 5    | 11                                      | 17   | 40  | 74    |
|                 | Hamilton C            | 112                       | 62   | 247                                     | 125  | 130                   | 46   | 334                                     | 223  | 756   | 787   |
|                 | <b>Total</b>          | 200                       | 238  | 404                                     | 432  | 156                   | 148  | 455                                     | 387  | 1,575                                       | 1,862 |
| Kingston        | Frontenac Islands TP  | -                         | 6    | -                                       | 6    | -                     | 1    | 1                                       | 1    | 1   | 6     |
|                 | Kingston C            | 16                        | 13   | 34                                      | 30   | 48                    | 35   | 91                                      | 64   | 212   | 165   |
|                 | Loyalist TP           | -                         | 1    | 7                                       | 4    | 8                     | 5    | 8                                       | 8    | 15  | 34    |
|                 | South Frontenac TP    | 2                         | 1    | 7                                       | 3    | 3                     | 6    | 11                                      | 17   | 30  | 32    |
|                 | <b>Total</b>          | 18                        | 21   | 48                                      | 43   | 59                    | 47   | 111                                     | 90   | 258   | 237   |
| Kitchener       | Cambridge C           | 50                        | 68   | 115                                     | 129  | 67                    | 72   | 125                                     | 137  | 318   | 479   |
|                 | Kitchener C           | 94                        | 70   | 160                                     | 163  | 59                    | 94   | 97                                      | 193  | 1,352                                       | 1,464 |
|                 | North Dumfries TP     | 2                         | 2    | 9                                       | 3    | 1                     | 1    | 3                                       | 3    | 20  | 17    |
|                 | Waterloo C            | 69                        | 49   | 194                                     | 95   | 30                    | 30   | 69                                      | 102  | 488   | 650   |
|                 | Woolwich TP           | 4                         | 5    | 5                                       | 6    | 7                     | 3    | 11                                      | 5    | 22  | 17    |
|                 | <b>Total</b>          | 219                       | 194  | 483                                     | 396  | 164                   | 200  | 305                                     | 440  | 2,200                                       | 2,627 |
| London          | Central Elgin M       | 3                         | 2    | 5                                       | 2    | 1                     | 1    | 2                                       | 1    | 19  | 23    |
|                 | London C              | 97                        | 391  | 152                                     | 469  | 75                    | 86   | 145                                     | 219  | 422   | 1,125 |
|                 | Middlesex Centre TP   | 8                         | 4    | 14                                      | 10   | 4                     | 16   | 9                                       | 16   | 31  | 32    |
|                 | Southwold TP          | -                         | 1    | 1                                       | 1    | 2                     | 1    | 3                                       | 1    | 6   | 9     |
|                 | St Thomas C           | 12                        | 16   | 31                                      | 23   | 5                     | 23   | 20                                      | 31   | 49  | 45    |
|                 | Strathroy-Caradoc Twp | -                         | 4    | 6                                       | 7    | 32                    | 6    | 32                                      | 11   | 59  | 43    |
|                 | Thames Centre M       | 3                         | 3    | 6                                       | 5    | -                     | 5    | 2                                       | 12   | 14  | 16    |
|                 | <b>Total</b>          | 123                       | 421  | 215                                     | 517  | 119                   | 138  | 213                                     | 291  | 600   | 1,293 |
| Oshawa          | Clarington T          | 47                        | 61   | 112                                     | 86   | 37                    | 43   | 77                                      | 134  | 311   | 397   |
|                 | Oshawa C              | 21                        | 25   | 48                                      | 32   | 33                    | 41   | 79                                      | 99   | 246   | 347   |
|                 | Whitby T              | 102                       | 117  | 309                                     | 305  | 87                    | 110  | 158                                     | 213  | 1,078                                       | 888   |
|                 | <b>Total</b>          | 170                       | 203  | 469                                     | 423  | 157                   | 194  | 314                                     | 446  | 1,635                                       | 1,632 |

Table H6-2 - Tableau H6-2

Starts, Completions, and Under Construction - Logements mis en chantier, achevés, et en construction

Ontario

Centres 50 000+ - Les centres de 50 000 habitants et plus

February 2003 - février 2003

|                        |                                  | Starts<br>Mis en chantier |            |   |            | Completion<br>Achevés |            |   |            | Under<br>Construction<br>En<br>construction |              |
|------------------------|----------------------------------|---------------------------|------------|---|------------|-----------------------|------------|---|------------|---|--------------|
|                        |                                  | February<br>février       |            | January - February<br>janvier - février |            | February<br>février   |            | January - February<br>janvier - février |            | February<br>février                         |              |
|                        |                                  | 2002                      | 2003       | 2002                                    | 2003       | 2002                  | 2003       | 2002                                    | 2003       | 2002  | 2003         |
| Ottawa                 | Casselman VL                     | -                         | 4          | 3                                       | 4          | -                     | 4          | 1                                       | 4          | 11  | 6            |
|                        | Clarence-Rockland C              | 6                         | 9          | 10                                      | 12         | 20                    | 31         | 27                                      | 42         | 50  | 27           |
|                        | Ottawa C                         | 308                       | 263        | 779                                     | 580        | 270                   | 372        | 761                                     | 697        | 2,490                                       | 3,851        |
|                        | Russell TP                       | 3                         | 3          | 8                                       | 7          | 12                    | 5          | 17                                      | 26         | 37  | 50           |
|                        | <b>Total</b>                     | <b>317</b>                | <b>279</b> | <b>800</b>                              | <b>603</b> | <b>302</b>            | <b>412</b> | <b>806</b>                              | <b>769</b> | <b>2,588</b>                                | <b>3,934</b> |
| St. Catharines-Niagara | Fort Erie T                      | 5                         | 4          | 15                                      | 13         | 8                     | 7          | 25                                      | 18         | 44  | 49           |
|                        | Lincoln T                        | 7                         | 1          | 12                                      | 10         | 11                    | 10         | 14                                      | 26         | 46  | 48           |
|                        | Niagara Falls C                  | 14                        | 23         | 21                                      | 34         | 19                    | 16         | 37                                      | 40         | 98  | 140          |
|                        | Niagara-on-the-Lake T            | 2                         | 3          | 11                                      | 14         | 7                     | 10         | 16                                      | 15         | 83  | 75           |
|                        | Pelham T                         | 2                         | 7          | 6                                       | 8          | 6                     | 2          | 9                                       | 4          | 40  | 38           |
|                        | Port Colborne C                  | -                         | 6          | -                                       | 6          | 1                     | 1          | 2                                       | 1          | 14  | 19           |
|                        | St Catharines C                  | 20                        | 17         | 47                                      | 64         | 11                    | 21         | 52                                      | 47         | 99  | 122          |
|                        | Thorold C                        | -                         | 6          | 4                                       | 6          | 1                     | 2          | 4                                       | 4          | 28  | 37           |
|                        | Wainfleet TP                     | -                         | -          | -                                       | 1          | 4                     | 1          | 7                                       | 4          | 9   | 13           |
|                        | Welland C                        | 12                        | 13         | 19                                      | 19         | 10                    | 11         | 21                                      | 20         | 63  | 89           |
|                        | <b>Total</b>                     | <b>62</b>                 | <b>80</b>  | <b>135</b>                              | <b>175</b> | <b>78</b>             | <b>81</b>  | <b>187</b>                              | <b>179</b> | <b>524</b>                                  | <b>630</b>   |
| Thunder Bay            | Conmee TP                        | -                         | -          | -                                       | -          | -                     | -          | -                                       | -          | -   | -            |
|                        | Gillies TP                       | -                         | -          | -                                       | -          | -                     | -          | -                                       | -          | 2   | -            |
|                        | Indian Reserve(Fort Williams 52) | -                         | -          | -                                       | -          | -                     | -          | -                                       | -          | -   | -            |
|                        | Neebing TP                       | -                         | -          | -                                       | -          | -                     | -          | 2                                       | 1          | 6   | 12           |
|                        | O'Connor TP                      | -                         | -          | -                                       | -          | -                     | -          | -                                       | -          | -   | -            |
|                        | Oliver Paipoonge TP              | -                         | -          | 3                                       | 4          | -                     | -          | 2                                       | 3          | 7   | 6            |
|                        | Shuniah TP                       | -                         | -          | 1                                       | 1          | -                     | -          | 1                                       | 1          | 3   | 3            |
|                        | Thunder Bay C                    | 3                         | 1          | 3                                       | 2          | 16                    | 18         | 20                                      | 21         | 85  | 118          |
|                        | <b>Total</b>                     | <b>3</b>                  | <b>1</b>   | <b>7</b>                                | <b>7</b>   | <b>16</b>             | <b>18</b>  | <b>25</b>                               | <b>26</b>  | <b>103</b>                                  | <b>139</b>   |

Table H6-3 - Tableau H6-3

Starts, Completions, and Under Construction - Logements mis en chantier, achevés, et en construction

Ontario

Centres 50 000+ - Les centres de 50 000 habitants et plus

February 2003 - février 2003

|                         |                                 | Starts<br>Mis en chantier |       |   |       | Completion<br>Achevés |       |   |       | Under<br>Construction<br>En<br>construction |        |
|-------------------------|---------------------------------|---------------------------|-------|---|-------|-----------------------|-------|---|-------|---|--------|
|                         |                                 | February<br>février       |       | January - February<br>janvier - février |       | February<br>février   |       | January - February<br>janvier - février |       | February<br>février                         |        |
|                         |                                 | 2002                      | 2003  | 2002                                    | 2003  | 2002                  | 2003  | 2002                                    | 2003  | 2002  | 2003   |
| Toronto<br>Metro        | Toronto C                       | 488                       | 3,219 | 2,341                                   | 3,785 | 1,287                 | 1,221 | 2,059                                   | 2,323 | 20,741                                      | 19,920 |
|                         | <b>Total</b>                    | 488                       | 3,219 | 2,341                                   | 3,785 | 1,287                 | 1,221 | 2,059                                   | 2,323 | 20,741                                      | 19,920 |
| Toronto<br>York         | Aurora T                        | 43                        | 32    | 50                                      | 111   | 9                     | 1     | 25                                      | 30    | 304   | 259    |
|                         | Chippewas of<br>Georgina Island | -                         | -     | -                                       | -     | -                     | -     | -                                       | -     | -   | -      |
|                         | East Gwillimbury<br>T           | 1                         | 2     | 15                                      | 2     | 4                     | 7     | 8                                       | 14    | 25  | 12     |
|                         | Georgina T                      | 12                        | 2     | 39                                      | 30    | 22                    | 17    | 70                                      | 61    | 184   | 109    |
|                         | King TP                         | -                         | 15    | -                                       | 23    | 4                     | 20    | 8                                       | 26    | 27  | 59     |
|                         | Markham T                       | 453                       | 242   | 841                                     | 368   | 346                   | 92    | 636                                     | 413   | 1,902                                       | 1,421  |
|                         | Newmarket T                     | 47                        | 23    | 62                                      | 27    | 29                    | 9     | 105                                     | 69    | 296   | 425    |
|                         | Richmond Hill T                 | 104                       | 288   | 376                                     | 390   | 339                   | 114   | 680                                     | 273   | 1,302                                       | 1,733  |
|                         | Vaughan C                       | 247                       | 56    | 430                                     | 268   | 290                   | 408   | 717                                     | 740   | 2,599                                       | 2,213  |
|                         | Whitchurch-<br>Stouffville T    | 9                         | 13    | 29                                      | 15    | 19                    | -     | 45                                      | 18    | 50  | 34     |
|                         | <b>Total</b>                    | 916                       | 673   | 1,842                                   | 1,234 | 1,062                 | 668   | 2,294                                   | 1,644 | 6,689                                       | 6,265  |
| Toronto<br>Peel         | Brampton C                      | 300                       | 483   | 680                                     | 795   | 348                   | 373   | 547                                     | 507   | 1,092                                       | 1,461  |
|                         | Caledon T                       | 15                        | 5     | 85                                      | 21    | 22                    | 41    | 85                                      | 60    | 88  | 17     |
|                         | Mississauga C                   | 532                       | 223   | 1,250                                   | 383   | 272                   | 411   | 945                                     | 813   | 3,829                                       | 2,948  |
|                         | <b>Total</b>                    | 847                       | 711   | 2,015                                   | 1,199 | 642                   | 825   | 1,577                                   | 1,380 | 5,009                                       | 4,426  |
| Toronto<br>Other/Autres | Ajax T                          | 17                        | 19    | 21                                      | 33    | 72                    | 38    | 135                                     | 89    | 500   | 675    |
|                         | Bradford West<br>Gwillimbury T  | -                         | 3     | -                                       | 17    | -                     | 11    | -                                       | 60    | 78  | 44     |
|                         | Halton Hills T                  | 57                        | 63    | 60                                      | 117   | 42                    | 27    | 68                                      | 63    | 101   | 169    |
|                         | Milton T                        | 29                        | 37    | 39                                      | 101   | 118                   | 81    | 209                                     | 230   | 405   | 571    |
|                         | Mono TP                         | 1                         | 1     | 1                                       | 2     | -                     | -     | 4                                       | 4     | 2   | 3      |
|                         | New Tecumseth<br>T              | -                         | -     | 2                                       | 18    | -                     | -     | 7                                       | 6     | 33  | 59     |
|                         | Oakville T                      | 135                       | 26    | 235                                     | 148   | 65                    | 138   | 122                                     | 212   | 635   | 1,237  |
|                         | Orangeville T                   | 8                         | 14    | 16                                      | 21    | 31                    | 30    | 31                                      | 41    | 37  | 25     |
|                         | Pickering C                     | 9                         | -     | 22                                      | 10    | 10                    | 17    | 17                                      | 53    | 79  | 157    |
|                         | Uxbridge TP                     | 4                         | 10    | 14                                      | 18    | 16                    | 13    | 25                                      | 33    | 52  | 109    |
|                         | <b>Total</b>                    | 260                       | 173   | 410                                     | 485   | 354                   | 355   | 618                                     | 791   | 1,922                                       | 3,049  |
| Toronto<br>CMA/RMR      | <b>Total</b>                    | 2,511                     | 4,776 | 6,608                                   | 6,703 | 3,345                 | 3,069 | 6,548                                   | 6,138 | 34,361                                      | 33,660 |

Table H6-4 - Tableau H6-4

Starts, Completions, and Under Construction - Logements mis en chantier, achevés, et en construction

Ontario

Centres 50 000+ - Les centres de 50 000 habitants et plus

February 2003 - février 2003

|              |                                 | Starts<br>Mis en chantier |      |   |      | Completion<br>Achevés |      |   |      | Under<br>Construction<br>En<br>construction |      |
|--------------|---------------------------------|---------------------------|------|---|------|-----------------------|------|---|------|---|------|
|              |                                 | February<br>février       |      | January - February<br>janvier - février |      | February<br>février   |      | January - February<br>janvier - février |      | February<br>février                         |      |
|              |                                 | 2002                      | 2003 | 2002                                    | 2003 | 2002                  | 2003 | 2002                                    | 2003 | 2002  | 2003 |
| Windsor      | Amherstburg TP                  | 2                         | 8    | 7                                       | 18   | 8                     | 7    | 17                                      | 27   | 21  | 49   |
|              | Essex T                         | -                         | 1    | 2                                       | 1    | 2                     | 1    | 2                                       | 4    | 8   | 5    |
|              | Lakeshore T                     | 14                        | 36   | 40                                      | 52   | 29                    | 23   | 52                                      | 65   | 59  | 105  |
|              | LaSalle T                       | 7                         | 6    | 15                                      | 23   | 19                    | 19   | 33                                      | 38   | 147   | 115  |
|              | Tecumseh T                      | 4                         | 1    | 5                                       | 6    | 6                     | 4    | 13                                      | 10   | 20  | 9    |
|              | Windsor C                       | 53                        | 137  | 115                                     | 196  | 94                    | 56   | 191                                     | 166  | 461   | 588  |
|              | <b>Total</b>                    | 80                        | 189  | 184                                     | 296  | 158                   | 110  | 308                                     | 310  | 716   | 871  |
| Barrie       | Barrie C                        | 103                       | 75   | 208                                     | 326  | 182                   | 107  | 364                                     | 266  | 491   | 795  |
|              | Innisfil T                      | 11                        | 4    | 22                                      | 10   | 14                    | 28   | 35                                      | 55   | 79  | 122  |
|              | Springwater TP                  | -                         | 2    | 6                                       | 9    | -                     | 8    | 4                                       | 20   | 39  | 19   |
|              | <b>Total</b>                    | 114                       | 81   | 236                                     | 345  | 196                   | 143  | 403                                     | 341  | 609   | 936  |
| Belleville   | Belleville C                    | 13                        | 5    | 21                                      | 36   | 12                    | 17   | 23                                      | 46   | 111   | 122  |
|              | Quinte West C                   | 2                         | 2    | 5                                       | 8    | 2                     | -    | 14                                      | 12   | 27  | 61   |
|              | <b>Total</b>                    | 15                        | 7    | 26                                      | 44   | 14                    | 17   | 37                                      | 58   | 138   | 183  |
| Brantford    | Brant C                         | -                         | **   | 11                                      | **   | -                     | **   | 5                                       | **   | 181   | **   |
|              | Brantford C                     | -                         | 34   | 9                                       | 51   | -                     | 35   | 9                                       | 70   | 77  | 230  |
|              | <b>Total</b>                    | -                         | 34   | 20                                      | 51   | -                     | 35   | 14                                      | 70   | 258   | 230  |
| Chatham-Kent | Chatham-Kent C                  | 2                         | 8    | 11                                      | 16   | -                     | 4    | 6                                       | 6    | 52  | 30   |
|              | Indian Reserve<br>(Moravian 47) | -                         | -    | -                                       | -    | -                     | -    | -                                       | -    | -   | -    |
|              | <b>Total</b>                    | 2                         | 8    | 11                                      | 16   | -                     | 4    | 6                                       | 6    | 52  | 30   |



Table H6-5 - Tableau H6-5

Starts, Completions, and Under Construction - Logements mis en chantier, achevés, et en construction

Ontario

Centres 50 000+ - Les centres de 50 000 habitants et plus

February 2003 - février 2003

|                |                                   | Starts<br>Mis en chantier |      |   |      | Completion<br>Achevés |      |   |      | Under<br>Construction<br>En<br>construction |      |
|----------------|-----------------------------------|---------------------------|------|---|------|-----------------------|------|---|------|---|------|
|                |                                   | February<br>février       |      | January - February<br>janvier - février |      | February<br>février   |      | January - February<br>janvier - février |      | February<br>février                         |      |
|                |                                   | 2002                      | 2003 | 2002                                    | 2003 | 2002                  | 2003 | 2002                                    | 2003 | 2002  | 2003 |
| Cornwall       | Akwasasne (Part)                  | -                         | -    | -                                       | -    | -                     | -    | -                                       | -    | -   | -    |
|                | Cornwall C                        | -                         | -    | 2                                       | 8    | 1                     | -    | 11                                      | 11   | 18  | 24   |
|                | South Glengarry TP                | 1                         | 5    | 1                                       | 8    | 2                     | 1    | 3                                       | 15   | 16  | 23   |
|                | South Stormont TP                 | 1                         | 1    | 1                                       | 3    | 7                     | 3    | 8                                       | 12   | 15  | 13   |
|                | <b>Total</b>                      | 2                         | 6    | 4                                       | 19   | 10                    | 4    | 22                                      | 38   | 49  | 60   |
| Guelph         | Guelph C                          | 97                        | 68   | 155                                     | 153  | 44                    | 77   | 80                                      | 121  | 528   | 444  |
|                | Guelph/Eramosa TP                 | 12                        | -    | 16                                      | 5    | 1                     | 4    | 3                                       | 8    | 45  | 13   |
|                | <b>Total</b>                      | 109                       | 68   | 171                                     | 158  | 45                    | 81   | 83                                      | 129  | 573   | 457  |
| Kawartha Lakes | Kawartha Lakes C                  | **                        | 6    | **                                      | 21   | **                    | 27   | **                                      | 52   | **  | 162  |
|                | <b>Total</b>                      | **                        | 6    | **                                      | 21   | **                    | 27   | **                                      | 52   | **  | 162  |
| Norfolk        | Norfolk T                         | **                        | 1    | **                                      | 2    | **                    | 5    | **                                      | 19   | **  | 257  |
|                | <b>Total</b>                      | **                        | 1    | **                                      | 2    | **                    | 5    | **                                      | 19   | **  | 257  |
| North Bay      | Bonfield TP                       | -                         | -    | -                                       | -    | -                     | -    | -                                       | 2    | 2   | 3    |
|                | East Ferris TP                    | -                         | 1    | 2                                       | 1    | 1                     | 1    | 4                                       | 1    | 5   | 3    |
|                | Indian Reserve<br>(Nipissing 10)  | -                         | -    | -                                       | -    | -                     | -    | -                                       | -    | -   | -    |
|                | North Bay C                       | -                         | -    | 4                                       | -    | -                     | 3    | 4                                       | 8    | 18  | 27   |
|                | North Himsworth TP                | -                         | 1    | -                                       | 2    | 1                     | 4    | 2                                       | 7    | 5   | 7    |
|                | <b>Total</b>                      | -                         | 2    | 6                                       | 3    | 2                     | 8    | 10                                      | 18   | 30  | 40   |
| Peterborough   | Cavan-Millbrook-North<br>Monaghan | -                         | 5    | -                                       | 5    | -                     | -    | 1                                       | 2    | 8   | 35   |
|                | Douro-Dummer TP                   | -                         | -    | -                                       | -    | 1                     | 4    | 1                                       | 5    | 8   | 12   |
|                | Indian Reserves                   | -                         | -    | -                                       | -    | -                     | -    | -                                       | -    | 2   | 1    |
|                | Otonabee-South<br>Monaghan TP     | -                         | -    | -                                       | 1    | 2                     | -    | 2                                       | -    | 3   | 7    |
|                | Peterborough C                    | -                         | 1    | 13                                      | 21   | -                     | 12   | 50                                      | 31   | 54  | 85   |
|                | Smith-Ennismore-<br>Lakefield TP  | 2                         | 3    | 3                                       | 8    | 10                    | 3    | 20                                      | 33   | 13  | 24   |
|                | <b>Total</b>                      | 2                         | 9    | 16                                      | 35   | 13                    | 19   | 74                                      | 71   | 88  | 164  |

Table H6-6 - Tableau H6-6

Starts, Completions, and Under Construction - Logements mis en chantier, achevés, et en construction

Ontario

Centres 50 000+ - Les centres de 50 000 habitants et plus

February 2003 - février 2003

|                     |   | Starts<br>Mis en chantier |       |   |        | Completion<br>Achevés |       |   |       | Under<br>Construction<br>En<br>construction |        |
|---------------------|---|---------------------------|-------|---|--------|-----------------------|-------|---|-------|---|--------|
|                     |   | February<br>février       |       | January - February<br>janvier - février |        | February<br>février   |       | January - February<br>janvier - février |       | February<br>février                         |        |
|                     |   | 2002                      | 2003  | 2002                                    | 2003   | 2002                  | 2003  | 2002                                    | 2003  | 2002  | 2003   |
| Sarnia              | Indian Reserve<br>(Sarnia 45)             | -                         | -     | -                                       | -      | -                     | -     | -                                       | -     | -   | -      |
|                     | Point Edward VL                           | -                         | -     | -                                       | -      | -                     | -     | 1                                       | -     | -   | -      |
|                     | Sarnia C                                  | 4                         | 2     | 12                                      | 14     | 8                     | 11    | 19                                      | 28    | 39  | 214    |
|                     | St. Clair TP                              | 1                         | 1     | 1                                       | 3      | 6                     | -     | 9                                       | 2     | 8   | 14     |
|                     | <b>Total</b>                              | 5                         | 3     | 13                                      | 17     | 14                    | 11    | 29                                      | 30    | 47  | 228    |
| Sault Ste.<br>Marie | Indian Reserves                           | -                         | -     | -                                       | -      | -                     | -     | -                                       | -     | -   | -      |
|                     | Laird TP                                  | -                         | -     | -                                       | -      | 1                     | -     | 1                                       | -     | 2   | 4      |
|                     | MacDonald,<br>Meredith and<br>Aberdeen TP | 1                         | -     | 1                                       | -      | 1                     | -     | 1                                       | -     | 1   | -      |
|                     | Prince TP                                 | -                         | -     | -                                       | -      | -                     | -     | -                                       | -     | -   | -      |
|                     | Sault Ste Marie C                         | -                         | 1     | 4                                       | 2      | 8                     | 3     | 15                                      | 10    | 20  | 37     |
|                     | <b>Total</b>                              | 1                         | 1     | 5                                       | 2      | 10                    | 3     | 17                                      | 10    | 23  | 41     |
| Province            | <b>Total</b>                              | 3,957                     | 6,628 | 9,869                                   | 10,309 | 4,873                 | 4,794 | 9,997                                   | 9,962 | 46,463                                      | 49,722 |

Table H7 - Tableau H7

Starts, Completions, and Under Construction - Logements mis en chantier, achevés, et en construction

Manitoba

Centres 50 000+ - Les centres de 50 000 habitants et plus

February 2003 - février 2003

|          |                          | Starts<br>Mis en chantier |      |   |      | Completion<br>Achevés |      |   |      | Under<br>Construction<br>En<br>construction |      |
|----------|--------------------------|---------------------------|------|---|------|-----------------------|------|---|------|---|------|
|          |                          | February<br>février       |      | January - February<br>janvier - février |      | February<br>février   |      | January - February<br>janvier - février |      | February<br>février                         |      |
|          |                          | 2002                      | 2003 | 2002                                    | 2003 | 2002                  | 2003 | 2002                                    | 2003 | 2002  | 2003 |
| Winnipeg | Brokenhead 4 R           | -                         | 2    | -                                       | 2    | 1                     | 1    | 2                                       | 3    | 10  | 13   |
|          | East St Paul RM          | 3                         | 9    | 7                                       | 17   | 1                     | 2    | 4                                       | 3    | 44  | 65   |
|          | Headingley RM            | 1                         | -    | 1                                       | -    | 2                     | 1    | 2                                       | 1    | 9   | 14   |
|          | Ritchot RM               | 1                         | -    | 1                                       | -    | 2                     | -    | 3                                       | -    | 7   | 5    |
|          | Rosser RM                | -                         | -    | -                                       | -    | -                     | -    | -                                       | -    | -   | -    |
|          | Springfield RM           | 6                         | 2    | 9                                       | 4    | 1                     | 5    | 5                                       | 8    | 22  | 28   |
|          | St Clements RM           | 2                         | 1    | 3                                       | 3    | -                     | 8    | 2                                       | 14   | 21  | 27   |
|          | St Francois Xavier<br>RM | -                         | 1    | -                                       | 1    | -                     | 1    | -                                       | 1    | 3   | 2    |
|          | Tache RM                 | -                         | 3    | 1                                       | 3    | 2                     | 5    | 7                                       | 8    | 17  | 22   |
|          | West St Paul RM          | 1                         | 1    | 1                                       | 2    | 1                     | -    | 1                                       | 1    | 11  | 12   |
|          | Winnipeg C               | 68                        | 84   | 129                                     | 202  | 29                    | 101  | 55                                      | 139  | 589   | 766  |
|          | <b>Total</b>             | 82                        | 103  | 152                                     | 234  | 39                    | 124  | 81                                      | 178  | 733   | 954  |
| Province | <b>Total</b>             | 82                        | 103  | 152                                     | 234  | 39                    | 124  | 81                                      | 178  | 733   | 954  |

Table H8-1 - Tableau H8-1

Starts, Completions, and Under Construction - Logements mis en chantier, achevés, et en construction

Saskatchewan

Centres 50 000+ - Les centres de 50 000 habitants et plus

February 2003 - février 2003

|                      |                                  | Starts<br>Mis en chantier |      |   |      | Completion<br>Achevés |      |   |      | Under<br>Construction<br>En<br>construction |      |
|----------------------|----------------------------------|---------------------------|------|---|------|-----------------------|------|---|------|---|------|
|                      |                                  | February<br>février       |      | January - February<br>janvier - février |      | February<br>février   |      | January - February<br>janvier - février |      | February<br>février                         |      |
|                      |                                  | 2002                      | 2003 | 2002                                    | 2003 | 2002                  | 2003 | 2002                                    | 2003 | 2002  | 2003 |
|                      |                                  |                           |      |   |      |                       |      |   |      |   |      |
| Saskatoon            | Allan T                          | -                         | -    | -                                       | -    | -                     | -    | -                                       | -    | -   | -    |
|                      | Asquith T                        | -                         | -    | -                                       | -    | -                     | -    | -                                       | -    | -   | 1    |
|                      | Blucher NO 343<br>RM             | 1                         | 1    | 1                                       | 1    | 1                     | 3    | 1                                       | 4    | 3   | 1    |
|                      | Bradwell VL                      | -                         | -    | -                                       | -    | -                     | -    | -                                       | -    | -   | -    |
|                      | Clavet VL                        | -                         | -    | -                                       | -    | -                     | 1    | -                                       | 1    | -   | -    |
|                      | Colonsay No. 342<br>RM           | -                         | -    | -                                       | -    | -                     | -    | -                                       | -    | -   | -    |
|                      | Colonsay T                       | -                         | -    | -                                       | -    | -                     | -    | -                                       | -    | -   | -    |
|                      | Corman Park No<br>344 RM         | -                         | -    | 2                                       | 2    | 3                     | 2    | 7                                       | 4    | 12  | 14   |
|                      | Dalmeny T                        | -                         | -    | -                                       | -    | 1                     | -    | 1                                       | -    | -   | -    |
|                      | Delisle T                        | -                         | -    | -                                       | -    | -                     | -    | -                                       | -    | -   | -    |
|                      | Dundurn No 314<br>RM             | -                         | -    | -                                       | -    | 1                     | -    | 1                                       | -    | -   | 2    |
|                      | Dundurn T                        | -                         | -    | -                                       | -    | -                     | -    | -                                       | -    | -   | -    |
|                      | Elstow VL                        | -                         | -    | -                                       | -    | -                     | -    | -                                       | -    | -   | -    |
|                      | Indian Reserve<br>(WHITE CAP 94) | -                         | -    | -                                       | -    | -                     | -    | -                                       | -    | -   | -    |
|                      | Langham T                        | -                         | -    | -                                       | -    | -                     | -    | -                                       | -    | -   | -    |
|                      | Martensville T                   | 3                         | 4    | 3                                       | 4    | 2                     | 2    | 2                                       | 6    | 12  | 13   |
|                      | Meacham VL                       | -                         | -    | -                                       | -    | -                     | -    | -                                       | -    | -   | -    |
|                      | Osler T                          | -                         | -    | -                                       | -    | -                     | -    | -                                       | -    | 4   | 6    |
|                      | Saskatoon C                      | 92                        | 63   | 155                                     | 88   | 41                    | 83   | 82                                      | 132  | 425   | 748  |
|                      | Shields RV                       | -                         | -    | -                                       | -    | -                     | -    | -                                       | -    | 1   | 1    |
| Thode RV             | -                                | -                         | -    | -                                       | -    | -                     | -    | -                                       | 2    | 2   |      |
| Vanscoy No 345<br>RM | -                                | -                         | -    | -                                       | -    | -                     | -    | -                                       | -    | -   |      |
| Vanscoy VL           | -                                | -                         | -    | -                                       | -    | -                     | -    | -                                       | -    | -   |      |
| Warman T             | 4                                | -                         | 7    | 3                                       | -    | 7                     | 1    | 7                                       | 17   | 39  |      |
| <b>Total</b>         | 100                              | 68                        | 168  | 98                                      | 49   | 98                    | 95   | 154                                     | 476  | 827   |      |

Table H8-2 - Tableau H8-2

Starts, Completions, and Under Construction - Logements mis en chantier, achevés, et en construction

Saskatchewan

Centres 50 000+ - Les centres de 50 000 habitants et plus

February 2003 - février 2003

|              |                       | Starts<br>Mis en chantier |      |   |      | Completion<br>Achevés |      |   |      | Under<br>Construction<br>En<br>construction |       |
|--------------|-----------------------|---------------------------|------|---|------|-----------------------|------|---|------|---|-------|
|              |                       | February<br>février       |      | January - February<br>janvier - février |      | February<br>février   |      | January - February<br>janvier - février |      | February<br>février                         |       |
|              |                       | 2002                      | 2003 | 2002                                    | 2003 | 2002                  | 2003 | 2002                                    | 2003 | 2002  | 2003  |
| Regina       | Balgonie T            | 3                         | -    | 3                                       | -    | -                     | -    | -                                       | 5    | 5   | 16    |
|              | Belle Plaine VL       | -                         | -    | -                                       | -    | -                     | -    | -                                       | -    | -   | -     |
|              | Buena Vista VL        | 1                         | -    | 1                                       | -    | -                     | -    | -                                       | -    | 4   | 5     |
|              | Disley VL             | -                         | -    | -                                       | -    | -                     | -    | -                                       | -    | -   | -     |
|              | Edenwold No<br>158 RM | 2                         | 3    | 3                                       | 3    | 1                     | 3    | 8                                       | 9    | 21  | 24    |
|              | Edenwold VL           | -                         | -    | -                                       | -    | -                     | -    | -                                       | -    | -   | -     |
|              | Grand Coulee VL       | -                         | -    | -                                       | 1    | -                     | -    | -                                       | -    | -   | 4     |
|              | Lumsden Beach<br>RV   | -                         | -    | -                                       | -    | -                     | -    | -                                       | -    | -   | -     |
|              | Lumsden No 189<br>RM  | -                         | -    | -                                       | 1    | -                     | -    | 1                                       | 3    | 16  | 21    |
|              | Lumsden T             | -                         | -    | -                                       | -    | -                     | -    | 1                                       | -    | 2   | 1     |
|              | Pense No 160<br>RM    | -                         | -    | -                                       | -    | -                     | -    | -                                       | -    | 1   | 1     |
|              | Pense VL              | -                         | -    | -                                       | -    | -                     | -    | -                                       | -    | -   | 1     |
|              | Pilot Butte T         | -                         | -    | 1                                       | -    | -                     | -    | 1                                       | -    | 2   | 5     |
|              | Regina Beach T        | -                         | -    | -                                       | -    | -                     | -    | -                                       | 3    | 2   | 1     |
|              | Regina C              | 13                        | 34   | 73                                      | 188  | 25                    | 56   | 39                                      | 80   | 296   | 400   |
|              | Sherwood No<br>159 RM | -                         | -    | -                                       | -    | -                     | -    | 1                                       | -    | 8   | 3     |
|              | White City VL         | -                         | -    | -                                       | -    | -                     | -    | -                                       | -    | 3   | 1     |
| <b>Total</b> | 19                    | 37                        | 81   | 193                                     | 26   | 59                    | 51   | 100                                     | 360  | 483   |       |
| Province     | <b>Total</b>          | 119                       | 105  | 249                                     | 291  | 75                    | 157  | 146                                     | 254  | 836   | 1,310 |

Table H9-1 - Tableau H9-1

Starts, Completions, and Under Construction - Logements mis en chantier, achevés, et en construction

Alberta

Centres 50 000+ - Les centres de 50 000 habitants et plus

February 2003 - février 2003

|         |                                 | Starts<br>Mis en chantier |       |   |       | Completion<br>Achevés |       |   |       | Under<br>Construction<br>En<br>construction |       |
|---------|---------------------------------|---------------------------|-------|---|-------|-----------------------|-------|---|-------|---|-------|
|         |                                 | February<br>février       |       | January - February<br>janvier - février |       | February<br>février   |       | January - February<br>janvier - février |       | February<br>février                         |       |
|         |                                 | 2002                      | 2003  | 2002                                    | 2003  | 2002                  | 2003  | 2002                                    | 2003  | 2002  | 2003  |
| Calgary | Airdrie C                       | 52                        | 39    | 86                                      | 96    | 107                   | 123   | 171                                     | 159   | 303   | 350   |
|         | Beiseker VL                     | -                         | -     | -                                       | -     | 2                     | -     | 2                                       | -     | -   | 2     |
|         | Calgary C                       | 844                       | 1,587 | 1,730                                   | 2,262 | 700                   | 1,311 | 1,510                                   | 2,217 | 6,556                                       | 7,792 |
|         | Chestermere T                   | 27                        | 27    | 49                                      | 43    | 39                    | 28    | 51                                      | 65    | 106   | 167   |
|         | Cochrane T                      | 13                        | 11    | 33                                      | 21    | 6                     | 24    | 13                                      | 39    | 79  | 115   |
|         | Crossfield T                    | -                         | 4     | 1                                       | 7     | 1                     | 2     | 2                                       | 2     | 3   | 24    |
|         | Indian Reserves<br>(Sarcee 145) | -                         | -     | -                                       | -     | -                     | -     | -                                       | -     | -   | -     |
|         | Irricana VL                     | -                         | -     | -                                       | 4     | -                     | 1     | 1                                       | 1     | 1   | 7     |
|         | Rocky View No 44<br>MD          | 29                        | 63    | 58                                      | 112   | 42                    | 26    | 73                                      | 50    | 250   | 395   |
|         | <b>Total</b>                    | 965                       | 1,731 | 1,957                                   | 2,545 | 897                   | 1,515 | 1,823                                   | 2,533 | 7,298                                       | 8,852 |

Table H9-2 - Tableau H9-2

Starts, Completions, and Under Construction - Logements mis en chantier, achevés, et en construction

Alberta

Centres 50 000+ - Les centres de 50 000 habitants et plus

February 2003 - février 2003

|                         |                     | Starts<br>Mis en chantier |              |   |            | Completion<br>Achevés |              |   |              | Under<br>Construction<br>En<br>construction |       |
|-------------------------|---------------------|---------------------------|--------------|---|------------|-----------------------|--------------|---|--------------|---|-------|
|                         |                     | February<br>février       |              | January - February<br>janvier - février |            | February<br>février   |              | January - February<br>janvier - février |              | February<br>février                         |       |
|                         |                     | 2002                      | 2003         | 2002                                    | 2003       | 2002                  | 2003         | 2002                                    | 2003         | 2002  | 2003  |
| Edmonton<br>North       | Betula Beach SV     | -                         | -            | -                                       | -          | -                     | -            | -                                       | -            | -   | -     |
|                         | Bon Accord T        | -                         | -            | -                                       | -          | -                     | -            | -                                       | -            | -   | -     |
|                         | Bruderheim T        | -                         | -            | -                                       | -          | -                     | -            | -                                       | -            | 2   | 4     |
|                         | Edmonton C          | 368                       | 419          | 890                                     | 960        | 481                   | 335          | 775                                     | 786          | 3,169                                       | 6,369 |
|                         | Entwistle VL        | -                         | -            | -                                       | -          | -                     | -            | -                                       | -            | -   | -     |
|                         | Fort Saskatchewan C | 9                         | 11           | 12                                      | 16         | 1                     | 10           | 5                                       | 16           | 75  | 194   |
|                         | Gibbons T           | -                         | -            | -                                       | -          | -                     | 1            | -                                       | 1            | 1   | -     |
|                         | Indian Reserves     | -                         | -            | -                                       | -          | -                     | -            | -                                       | -            | -   | -     |
|                         | Kapasiwin SV        | -                         | -            | -                                       | -          | -                     | -            | -                                       | -            | -   | -     |
|                         | Lakeview SV         | -                         | -            | -                                       | -          | -                     | -            | -                                       | -            | -   | -     |
|                         | Legal VL            | -                         | -            | -                                       | -          | -                     | -            | -                                       | -            | -   | 2     |
|                         | Morinville T        | -                         | -            | 6                                       | -          | -                     | 1            | 4                                       | 4            | 6   | 25    |
|                         | Parkland County CM  | 12                        | 13           | 18                                      | 19         | 12                    | 20           | 29                                      | 32           | 78  | 133   |
|                         | Point Alison SV     | -                         | -            | -                                       | -          | -                     | -            | -                                       | -            | -   | -     |
|                         | Redwater T          | -                         | -            | -                                       | -          | -                     | -            | 2                                       | 1            | 1   | -     |
|                         | Seba Beach SV       | -                         | -            | -                                       | 1          | 1                     | -            | 1                                       | 1            | -   | 1     |
|                         | Spring Lake         | -                         | -            | -                                       | 2          | 4                     | -            | 4                                       | -            | -   | 4     |
|                         | Spruce Grove C      | 13                        | 20           | 24                                      | 39         | 6                     | 46           | 20                                      | 60           | 90  | 150   |
|                         | St Albert C         | 44                        | 35           | 63                                      | 69         | 33                    | 39           | 53                                      | 77           | 225   | 462   |
|                         | Stony Plain T       | 14                        | 7            | 21                                      | 15         | 3                     | 47           | 8                                       | 49           | 141   | 152   |
| Strathcona County<br>SM | 64                  | 77                        | 113          | 129                                     | 57         | 72                    | 91           | 181                                     | 254          | 399   |       |
| Sturgeon County MD      | 1                   | 7                         | 4            | 15                                      | 14         | 12                    | 21           | 28                                      | 19           | 55  |       |
| Wabamun VL              | -                   | -                         | -            | -                                       | -          | -                     | -            | -                                       | -            | -   |       |
| <b>Total</b>            | <b>525</b>          | <b>589</b>                | <b>1,151</b> | <b>1,265</b>                            | <b>612</b> | <b>583</b>            | <b>1,013</b> | <b>1,236</b>                            | <b>4,061</b> | <b>7,950</b>                                |       |

Table H9-3 - Tableau H9-3

Starts, Completions, and Under Construction - Logements mis en chantier, achevés, et en construction

Alberta

Centres 50 000+ - Les centres de 50 000 habitants et plus

February 2003 - février 2003

|                      |              | Starts<br>Mis en chantier |            |   |       | Completion<br>Achevés |      |   |       | Under<br>Construction<br>En<br>construction |       |
|----------------------|--------------|---------------------------|------------|---|-------|-----------------------|------|---|-------|---|-------|
|                      |              | February<br>février       |            | January - February<br>janvier - février |       | February<br>février   |      | January - February<br>janvier - février |       | February<br>février                         |       |
|                      |              | 2002                      | 2003       | 2002                                    | 2003  | 2002                  | 2003 | 2002                                    | 2003  | 2002  | 2003  |
|                      |              | Edmonton<br>South         | Beaumont T | 6                                       | 11    | 11                    | 15   | 2                                       | 14    | 17  | 27    |
| Calmar T             | -            |                           | -          | -                                       | 2     | -                     | -    | 1                                       | -     | -   | 4     |
| Devon T              | 10           |                           | 11         | 13                                      | 19    | 15                    | 11   | 16                                      | 25    | 44  | 48    |
| Golden Days SV       | -            |                           | -          | -                                       | -     | -                     | -    | -                                       | -     | -   | -     |
| Itaska Beach SV      | -            |                           | -          | -                                       | -     | -                     | -    | -                                       | -     | -   | -     |
| Leduc C              | 8            |                           | 6          | 19                                      | 14    | 99                    | 11   | 113                                     | 30    | 98  | 106   |
| Leduc County<br>CM   | 2            |                           | 3          | 5                                       | 4     | 1                     | 5    | 4                                       | 7     | 18  | 17    |
| New Sarepta VL       | -            |                           | -          | -                                       | -     | -                     | -    | -                                       | -     | -   | -     |
| Sundance<br>Beach SV | -            |                           | -          | -                                       | -     | -                     | -    | -                                       | -     | -   | -     |
| Thorsby VL           | -            |                           | -          | -                                       | -     | -                     | -    | -                                       | -     | 5   | 9     |
| Warburg VL           | 1            |                           | -          | 1                                       | -     | 1                     | -    | 1                                       | -     | 6   | 5     |
| <b>Total</b>         | 27           |                           | 31         | 49                                      | 54    | 118                   | 41   | 152                                     | 89    | 208   | 267   |
| Edmonton<br>CMA/RMR  | <b>Total</b> | 552                       | 620        | 1,200                                   | 1,319 | 730                   | 624  | 1,165                                   | 1,325 | 4,269                                       | 8,217 |



Table H9-4 - Tableau H9-4

Starts, Completions, and Under Construction - Logements mis en chantier, achevés, et en construction

Alberta

Centres 50 000+ - Les centres de 50 000 habitants et plus

February 2003 - février 2003

|              |                        | Starts<br>Mis en chantier |       |   |       | Completion<br>Achevés |       |   |       | Under<br>Construction<br>En<br>construction |        |
|--------------|------------------------|---------------------------|-------|---|-------|-----------------------|-------|---|-------|---|--------|
|              |                        | February<br>février       |       | January - February<br>janvier - février |       | February<br>février   |       | January - February<br>janvier - février |       | February<br>février                         |        |
|              |                        | 2002                      | 2003  | 2002                                    | 2003  | 2002                  | 2003  | 2002                                    | 2003  | 2002  | 2003   |
| Lethbridge   | Lethbridge C           | 39                        | 36    | 58                                      | 72    | 52                    | 35    | 74                                      | 72    | 257   | 427    |
|              | <b>Total</b>           | 39                        | 36    | 58                                      | 72    | 52                    | 35    | 74                                      | 72    | 257   | 427    |
| Medicine Hat | Cypress County<br>M.D. | 3                         | 1     | 5                                       | 2     | 3                     | 2     | 4                                       | 3     | 11  | 19     |
|              | Medicine Hat C         | 34                        | 22    | 64                                      | 47    | 14                    | 40    | 40                                      | 67    | 336   | 192    |
|              | Redcliff T             | 3                         | 3     | 23                                      | 8     | 10                    | -     | 13                                      | -     | 47  | 48     |
|              | <b>Total</b>           | 40                        | 26    | 92                                      | 57    | 27                    | 42    | 57                                      | 70    | 394   | 259    |
| Red Deer     | Red Deer C             | 176                       | 65    | 222                                     | 134   | 74                    | 100   | 147                                     | 167   | 825   | 993    |
|              | <b>Total</b>           | 176                       | 65    | 222                                     | 134   | 74                    | 100   | 147                                     | 167   | 825   | 993    |
| Province     | <b>Total</b>           | 1,772                     | 2,478 | 3,529                                   | 4,127 | 1,780                 | 2,316 | 3,266                                   | 4,167 | 13,043                                      | 18,748 |
| Prairies     | <b>Total</b>           | 1,973                     | 2,686 | 3,930                                   | 4,652 | 1,894                 | 2,597 | 3,493                                   | 4,599 | 14,612                                      | 21,012 |

Table H10-1 - Tableau H10-1

Starts, Completions, and Under Construction - Logements mis en chantier, achevés, et en construction

British Columbia - Colombie-Britannique

Centres 50 000+ - Les centres de 50 000 habitants et plus

February 2003 - février 2003

|            |                        | Starts<br>Mis en chantier |      |   |      | Completion<br>Achevés |      |   |      | Under<br>Construction<br>En<br>construction |      |
|------------|------------------------|---------------------------|------|---|------|-----------------------|------|---|------|---|------|
|            |                        | February<br>février       |      | January - February<br>janvier - février |      | February<br>février   |      | January - February<br>janvier - février |      | February<br>février                         |      |
|            |                        | 2002                      | 2003 | 2002                                    | 2003 | 2002                  | 2003 | 2002                                    | 2003 | 2002  | 2003 |
| Abbotsford | Abbotsford C           | 34                        | 59   | 54                                      | 118  | 35                    | 25   | 49                                      | 69   | 144   | 425  |
|            | Fraser Valley H<br>RDA | 1                         | -    | 1                                       | -    | 3                     | -    | 3                                       | 5    | 4   | -    |
|            | Indian Reserve         | -                         | -    | -                                       | -    | -                     | -    | -                                       | -    | -   | -    |
|            | Mission DM             | 8                         | 9    | 15                                      | 15   | 5                     | 6    | 16                                      | 21   | 48  | 143  |
|            | <b>Total</b>           | 43                        | 68   | 70                                      | 133  | 43                    | 31   | 68                                      | 95   | 196   | 568  |

Table H10-2 - Tableau H10-2

Starts, Completions, and Under Construction - Logements mis en chantier, achevés, et en construction

British Columbia - Colombie-Britannique

February 2003 - février 2003

|                      |                            | Starts<br>Mis en chantier |       |   |       | Completion<br>Achevés |       |   |       | Under<br>Construction<br>En<br>construction |        |
|----------------------|----------------------------|---------------------------|-------|---|-------|-----------------------|-------|---|-------|---|--------|
|                      |                            | February<br>février       |       | January - February<br>janvier - février |       | February<br>février   |       | January - February<br>janvier - février |       | February<br>février                         |        |
|                      |                            | 2002                      | 2003  | 2002                                    | 2003  | 2002                  | 2003  | 2002                                    | 2003  | 2002  | 2003   |
|                      |                            |                           |       |   |       |                       |       |   |       |   |        |
| Greater<br>Vancouver | Anmore VL                  | 1                         | -     | 4                                       | 1     | -                     | 1     | 2                                       | 1     | 7   | 11     |
|                      | Belcarra VL                | 4                         | 2     | 4                                       | 2     | 1                     | -     | 1                                       | -     | 3   | 3      |
|                      | Bowen Island IM            | -                         | 2     | -                                       | 6     | 1                     | 3     | 1                                       | 8     | 46  | 65     |
|                      | Burnaby C                  | 35                        | 44    | 246                                     | 105   | 20                    | 6     | 43                                      | 193   | 737   | 704    |
|                      | Coquitlam C                | 20                        | 88    | 25                                      | 119   | 13                    | 24    | 60                                      | 63    | 171   | 247    |
|                      | Delta DM                   | 5                         | 4     | 27                                      | 9     | 8                     | 5     | 14                                      | 12    | 69  | 308    |
|                      | Greater Vancouver<br>A RDA | -                         | -     | -                                       | 1     | 1                     | -     | 1                                       | -     | 42  | 7      |
|                      | Indian Reserves            | -                         | -     | -                                       | -     | -                     | -     | -                                       | -     | -   | -      |
|                      | Katzie 1 IR                | -                         | -     | -                                       | -     | -                     | -     | -                                       | -     | -   | -      |
|                      | Langley 5 IR               | -                         | -     | -                                       | -     | -                     | -     | -                                       | -     | -   | -      |
|                      | Lions Bay VL               | -                         | -     | -                                       | -     | -                     | -     | -                                       | -     | -   | 1      |
|                      | New Westminster<br>C       | -                         | 13    | -                                       | 17    | 8                     | 4     | 21                                      | 10    | 102   | 200    |
|                      | North Vancouver<br>C       | 1                         | 4     | 9                                       | 4     | 5                     | 5     | 7                                       | 15    | 130   | 61     |
|                      | North Vancouver<br>DM      | 5                         | 10    | 75                                      | 16    | 20                    | 11    | 27                                      | 88    | 377   | 155    |
|                      | Port Coquitlam C           | 11                        | 22    | 31                                      | 33    | 33                    | 14    | 71                                      | 23    | 217   | 81     |
|                      | Port Moody C               | 21                        | 84    | 35                                      | 87    | 1                     | 5     | 2                                       | 10    | 55  | 273    |
|                      | Richmond C                 | 88                        | 255   | 135                                     | 383   | 71                    | 34    | 125                                     | 77    | 361   | 1,491  |
|                      | Surrey C                   | 101                       | 224   | 204                                     | 433   | 147                   | 179   | 305                                     | 438   | 970   | 1,518  |
|                      | Vancouver C                | 147                       | 124   | 494                                     | 250   | 438                   | 192   | 1,310                                   | 431   | 5,073                                       | 4,978  |
|                      | West Vancouver<br>DM       | 10                        | 4     | 13                                      | 16    | 41                    | 2     | 45                                      | 19    | 90  | 124    |
| White Rock C         | 2                          | 12                        | 7     | 14                                      | -     | 6                     | 1     | 11                                      | 17    | 94  |        |
| Whonnock 1 R         | -                          | -                         | -     | -                                       | -     | -                     | -     | -                                       | -     | -   |        |
| <b>Total</b>         | 451                        | 892                       | 1,309 | 1,496                                   | 808   | 491                   | 2,036 | 1,399                                   | 8,467 | 10,321                                      |        |
| Vancouver<br>Other   | Langley C                  | -                         | 21    | 1                                       | 21    | -                     | -     | 3                                       | 1     | 22  | 88     |
|                      | Langley DM                 | 14                        | 58    | 126                                     | 74    | 12                    | 43    | 25                                      | 74    | 186   | 366    |
|                      | Maple Ridge DM             | 51                        | 35    | 81                                      | 91    | 29                    | 58    | 62                                      | 143   | 260   | 259    |
|                      | Pitt Meadows DM            | 3                         | 2     | 3                                       | 3     | 4                     | 3     | 9                                       | 7     | 30  | 10     |
|                      | <b>Total</b>               | 68                        | 116   | 211                                     | 189   | 45                    | 104   | 99                                      | 225   | 498   | 723    |
| Vancouver<br>CMA/RMR | <b>Total</b>               | 519                       | 1,008 | 1,520                                   | 1,685 | 853                   | 595   | 2,135                                   | 1,624 | 8,965                                       | 11,044 |

Table H10-3 - Tableau H10-3

Starts, Completions, and Under Construction - Logements mis en chantier, achevés, et en construction

British Columbia - Colombie-Britannique

February 2003 - février 2003

|            |                     | Starts<br>Mis en chantier |           |   |            | Completion<br>Achevés |            |   |            | Under<br>Construction<br>En<br>construction |            |
|------------|---------------------|---------------------------|-----------|---|------------|-----------------------|------------|---|------------|---|------------|
|            |                     | February<br>février       |           | January - February<br>janvier - février |            | February<br>février   |            | January - February<br>janvier - février |            | February<br>février                         |            |
|            |                     | 2002                      | 2003      | 2002                                    | 2003       | 2002                  | 2003       | 2002                                    | 2003       | 2002  | 2003       |
|            |                     |                           |           |   |            |                       |            |   |            |   |            |
| Victoria   | Capital H RDA       | 4                         | 4         | 5                                       | 7          | 6                     | 3          | 6                                       | 4          | 20  | 21         |
|            | Central Saanich DM  | 9                         | 2         | 14                                      | 2          | 3                     | 4          | 10                                      | 8          | 35  | 32         |
|            | Colwood C           | 1                         | 4         | 3                                       | 33         | -                     | -          | -                                       | 3          | 60  | 43         |
|            | Esquimalt DM        | 4                         | -         | 4                                       | -          | 4                     | 3          | 4                                       | 8          | 65  | 36         |
|            | Highlands DM        | -                         | -         | -                                       | -          | -                     | 1          | -                                       | 1          | -   | 10         |
|            | Indian Reserves     | -                         | 2         | -                                       | 3          | -                     | -          | -                                       | -          | 6   | 9          |
|            | Langford DM         | 45                        | 22        | 60                                      | 38         | 9                     | 10         | 23                                      | 20         | 91  | 125        |
|            | Metchosin DM        | -                         | -         | 1                                       | 3          | 3                     | 3          | 4                                       | 6          | 6   | 11         |
|            | North Saanich DM    | 5                         | 3         | 5                                       | 3          | 2                     | 4          | 9                                       | 8          | 19  | 20         |
|            | Oak Bay DM          | -                         | 1         | 1                                       | 1          | 2                     | 3          | 5                                       | 7          | 4   | 25         |
|            | Saanich DM          | 21                        | 25        | 31                                      | 42         | 21                    | 18         | 47                                      | 33         | 270   | 349        |
|            | Sidney T            | 1                         | 3         | 8                                       | 3          | -                     | 8          | 2                                       | 17         | 29  | 16         |
|            | Sooke DM            | 7                         | 4         | 8                                       | 7          | 6                     | 4          | 19                                      | 7          | 26  | 22         |
|            | Victoria C          | 9                         | 8         | 16                                      | 86         | 3                     | 43         | 5                                       | 45         | 238   | 226        |
|            | View Royal T        | 5                         | 4         | 16                                      | 8          | 10                    | 1          | 11                                      | 11         | 26  | 20         |
|            | <b>Total</b>        | <b>111</b>                | <b>82</b> | <b>172</b>                              | <b>236</b> | <b>69</b>             | <b>105</b> | <b>145</b>                              | <b>178</b> | <b>895</b>                                  | <b>965</b> |
| Chilliwack | Chilliwack DM       | 19                        | 9         | 38                                      | 32         | 19                    | 27         | 31                                      | 53         | 145   | 164        |
|            | Fraser Valley D RDA | -                         | -         | -                                       | -          | 3                     | -          | 3                                       | 18         | 4   | 25         |
|            | Fraser Valley E RDA | 1                         | -         | 1                                       | -          | -                     | -          | -                                       | 2          | 3   | -          |
|            | Indian Reserves     | -                         | -         | -                                       | -          | -                     | -          | -                                       | -          | -   | -          |
|            | <b>Total</b>        | <b>20</b>                 | <b>9</b>  | <b>39</b>                               | <b>32</b>  | <b>22</b>             | <b>27</b>  | <b>34</b>                               | <b>73</b>  | <b>152</b>                                  | <b>189</b> |

Table H10-4 - Tableau H10-4

Starts, Completions, and Under Construction - Logements mis en chantier, achevés, et en construction

British Columbia - Colombie-Britannique

February 2003 - février 2003

|           |                        | Starts<br>Mis en chantier |      |   |      | Completion<br>Achevés |      |   |      | Under<br>Construction<br>En<br>construction |       |
|-----------|------------------------|---------------------------|------|---|------|-----------------------|------|---|------|---|-------|
|           |                        | February<br>février       |      | January - February<br>janvier - février |      | February<br>février   |      | January - February<br>janvier - février |      | February<br>février                         |       |
|           |                        | 2002                      | 2003 | 2002                                    | 2003 | 2002                  | 2003 | 2002                                    | 2003 | 2002  | 2003  |
|           |                        |                           |      |   |      |                       |      |   |      |   |       |
| Courtenay | Comox T                | 8                         | **   | 11                                      | **   | 4                     | **   | 6                                       | **   | 34  | **    |
|           | Comox-Strathcona A     | -                         | **   | -                                       | **   | -                     | **   | 4                                       | **   | 28  | **    |
|           | Comox-Strathcona B     | 3                         | **   | 4                                       | **   | 4                     | **   | 4                                       | **   | 13  | **    |
|           | Comox-Strathcona K     | -                         | **   | -                                       | **   | -                     | **   | -                                       | **   | -   | **    |
|           | Courtenay C            | 6                         | **   | 15                                      | **   | 8                     | **   | 14                                      | **   | 69  | **    |
|           | Cumberland VL          | -                         | **   | -                                       | **   | -                     | **   | -                                       | **   | 1   | **    |
|           | Indian Reserves        | -                         | **   | -                                       | **   | -                     | **   | -                                       | **   | -   | **    |
|           | <b>Total</b>           | 17                        | **   | 30                                      | **   | 16                    | **   | 28                                      | **   | 145   | **    |
| Kamloops  | Indian Reserves        | 2                         | -    | 2                                       | 1    | -                     | 2    | 2                                       | 2    | 10  | 16    |
|           | Kamloops C             | 12                        | 7    | 33                                      | 11   | 7                     | 23   | 58                                      | 41   | 177   | 70    |
|           | Logan Lake DM          | -                         | -    | -                                       | -    | -                     | -    | -                                       | -    | -   | -     |
|           | Thompson-Nicola J RDA  | -                         | -    | -                                       | -    | -                     | -    | -                                       | -    | -   | -     |
|           | Thompson-Nicola P RDA  | -                         | -    | -                                       | -    | -                     | -    | -                                       | -    | -   | -     |
|           | <b>Total</b>           | 14                        | 7    | 35                                      | 12   | 7                     | 25   | 60                                      | 43   | 187   | 86    |
| Kelowna   | Central Okanagan G RDA | 14                        | 9    | 23                                      | 21   | 5                     | 9    | 14                                      | 16   | 54  | 62    |
|           | Central Okanagan H RDA | 14                        | 15   | 25                                      | 31   | 9                     | 11   | 42                                      | 15   | 86  | 69    |
|           | Central Okanagan I RDA | -                         | 5    | 3                                       | 5    | -                     | 1    | -                                       | 2    | 6   | 17    |
|           | Indian Reserves        | -                         | -    | -                                       | -    | -                     | -    | 1                                       | -    | 12  | -     |
|           | Kelowna C              | 180                       | 156  | 225                                     | 254  | 17                    | 98   | 33                                      | 144  | 721   | 925   |
|           | Lake Country DM        | -                         | 5    | 1                                       | 6    | 2                     | 4    | 4                                       | 10   | 14  | 65    |
|           | Peachland DM           | 4                         | 1    | 5                                       | 1    | -                     | 2    | -                                       | 6    | 20  | 21    |
|           | <b>Total</b>           | 212                       | 191  | 282                                     | 318  | 33                    | 125  | 94                                      | 193  | 913   | 1,159 |
| Nanaimo   | Indian Reserves        | -                         | -    | -                                       | -    | -                     | -    | -                                       | -    | -   | -     |
|           | Nanaimo A RDA          | -                         | 2    | 3                                       | 4    | 3                     | 1    | 4                                       | 8    | 11  | 15    |
|           | Nanaimo B RDA          | 1                         | 3    | 1                                       | 5    | 1                     | 1    | 3                                       | 5    | 28  | 31    |
|           | Nanaimo C              | 23                        | 28   | 41                                      | 49   | 16                    | 22   | 21                                      | 46   | 138   | 159   |
|           | Nanaimo C RDA          | -                         | -    | -                                       | -    | -                     | -    | -                                       | -    | -   | -     |
|           | Nanaimo D RDA          | 4                         | 2    | 5                                       | 2    | -                     | -    | 1                                       | 4    | 10  | 16    |
|           | Nanaimo E RDA          | 1                         | 4    | 1                                       | 9    | 3                     | 1    | 7                                       | 5    | 16  | 27    |
|           | <b>Total</b>           | 29                        | 39   | 51                                      | 69   | 23                    | 25   | 36                                      | 68   | 203   | 248   |

Table H10-5 - Tableau H10-5

Starts, Completions, and Under Construction - Logements mis en chantier, achevés, et en construction

British Columbia - Colombie-Britannique

February 2003 - février 2003

|                  |                            | Starts<br>Mis en chantier |       |   |       | Completion<br>Achevés |      |   |       | Under<br>Construction<br>En<br>construction |        |
|------------------|----------------------------|---------------------------|-------|---|-------|-----------------------|------|---|-------|---|--------|
|                  |                            | February<br>février       |       | January - February<br>janvier - février |       | February<br>février   |      | January - February<br>janvier - février |       | February<br>février                         |        |
|                  |                            | 2002                      | 2003  | 2002                                    | 2003  | 2002                  | 2003 | 2002                                    | 2003  | 2002  | 2003   |
| Prince<br>George | Fort George<br>(Shelley) A | -                         | -     | -                                       | -     | -                     | -    | -                                       | -     | -   | -      |
|                  | Fraser-Fort<br>George A    | -                         | -     | -                                       | -     | -                     | -    | -                                       | -     | -   | 3      |
|                  | Fraser-Fort<br>George C    | -                         | -     | -                                       | -     | -                     | 2    | -                                       | 2     | -   | 3      |
|                  | Fraser-Fort<br>George D    | -                         | 1     | -                                       | 1     | -                     | 2    | -                                       | 2     | -   | 2      |
|                  | Fraser-Fort<br>George F    | -                         | -     | -                                       | -     | -                     | -    | -                                       | -     | -   | -      |
|                  | Prince George C            | 1                         | 7     | 7                                       | 7     | 4                     | 13   | 12                                      | 17    | 62  | 28     |
|                  | <b>Total</b>               | 1                         | 8     | 7                                       | 8     | 4                     | 17   | 12                                      | 21    | 62  | 36     |
| Vernon           | Coldstream DM              | 6                         | 5     | 9                                       | 9     | -                     | 3    | 4                                       | 7     | 21  | 29     |
|                  | Indian Reserves            | -                         | -     | -                                       | -     | -                     | -    | -                                       | 1     | 6   | -      |
|                  | Lumby VL                   | -                         | -     | -                                       | -     | -                     | -    | -                                       | -     | -   | 1      |
|                  | North Okanagan<br>B        | -                         | -     | -                                       | -     | -                     | -    | -                                       | -     | -   | -      |
|                  | North Okanagan<br>C RDA    | -                         | -     | -                                       | -     | -                     | 2    | 7                                       | 4     | 3   | 5      |
|                  | North Okanagan<br>D RDA    | -                         | -     | -                                       | -     | -                     | -    | -                                       | -     | 2   | 4      |
|                  | North Okanagan<br>E RDA    | -                         | -     | -                                       | -     | -                     | -    | -                                       | -     | -   | -      |
|                  | Vernon C                   | 9                         | 8     | 49                                      | 17    | 2                     | 11   | 11                                      | 21    | 160   | 83     |
|                  | <b>Total</b>               | 15                        | 13    | 58                                      | 26    | 2                     | 16   | 22                                      | 33    | 192   | 122    |
| Province         | <b>Total</b>               | 981                       | 1,425 | 2,264                                   | 2,519 | 1,072                 | 966  | 2,634                                   | 2,328 | 11,910                                      | 14,417 |



HOUSING


INFORMATION

MONTHLY

VOLUME I

MARKET ABSORPTION STATISTICS  
(CANADA, PROVINCIAL, CMA, AND  
LARGE CA)

FEBRUARY 2003



BULLETIN

MENSUEL

D'INFORMATION

SUR LE LOGEMENT

VOLUME I

STATISTIQUES D'ÉCOULEMENTS  
DU MARCHÉ (CANADA, PAR  
PROVINCE, RMR, ET GRANDES AR)

FÉVRIER 2003

MARKET ANALYSIS CENTRE

CENTRE D'ANALYSE DE MARCHÉ



Canada

Get this publication earlier! Switch your current hardcopy subscription to e-mailed PDF. Contact CMHC at (613) 748-2006 or by e-mail at [Market\\_Analysis\\_Centre@cmhc-schl.gc.ca](mailto:Market_Analysis_Centre@cmhc-schl.gc.ca) to get your copy sent to you by e-mail.

Obtenez votre copie plus rapidement avec la distribution par courriel! Contactez le (613)748-2006 ou [centre\\_d'analyse\\_de\\_marche@cmhc-schl.gc.ca](mailto:centre_d'analyse_de_marche@cmhc-schl.gc.ca) pour les détails.

©2003, Canada Mortgage and Housing Corporation  
ISSN 1192-7984 Printed in Canada  
Electronic Product # 61504IBE

©2003, Société canadienne d'hypothèques et de logement  
ISSN 1192-7984 Imprimé au Canada  
Numéro de produit électronique 61504IBE



# HOUSING INFORMATION MONTHLY

## VOLUME I

### MARKET ABSORPTION STATISTICS (CANADA, PROVINCIAL, CMA, AND LARGE CA)

FEBRUARY 2003

Table I1-1 I1-2: Absorption Information  
(Total 50 000+)

Table I2-1 I2-2: Unabsorbed Single-detached  
and Semi-detached Units (CMA and CA)

Table I3-1 I3-2: Absorption Detail of  
Single-detached and Semi-detached Units  
(CMA and CA)

Table I4-1 I4-2: Price Quintiles of  
Unabsorbed Single-detached and  
Semi-detached Units (CMA and CA)

Table I5-1 I5-2: Price Quintiles of Absorbed  
Single-detached and Semi-detached Units  
(CMA and CA)

Table I6-1 I6-2: Average Price of  
Unabsorbed Single-detached and  
Semi-detached Units (CMA and CA)

Table I7-1 I7-2: Unabsorbed Multiple  
Dwelling Units (CMA and CA)

Table I8-1 I8-2: Absorption Detail of  
Multiple Units (CMA)

Table I9-1 I9-2: Unabsorbed Multiple  
Dwelling Units by Intended Market (CMA  
and CA)

Table I10-1 I10-2: Absorbed Multiple  
Dwelling Units by Intended Market (CMA  
and CA)

# BULLETIN MENSUEL D'INFORMATION SUR LE LOGEMENT

## VOLUME I

### STATISTIQUES D'ÉCOULEMENTS DU MARCHÉ (CANADA, PAR PROVINCE, RMR, ET GRANDES AR)

FÉVRIER 2003

Tableau I1-1 I1-2: Information  
d'écoulements (total des centres de  
50 000 habitants et plus)

Tableau I2-1 I2-2: Maisons individuelles et  
logements jumelés non-écoulés (RMR et  
AR)

Tableau I3-1 I3-2: Détail d'écoulements  
des maisons individuelles et logements  
jumelés (RMR et AR)

Tableau I4-1 I4-2: Quintiles de prix des  
maisons individuelles et logements jumelés  
non-écoulés (RMR et AR)

Tableau I5-1 I5-2: Quintiles de prix des  
maisons individuelles et logements jumelés  
écoulés (RMR et AR)

Tableau I6-1 I6-2: Prix moyens des  
maisons individuelles et logements  
jumelés non-écoulés (RMR et AR)

Tableau I7-1 I7-2: Logements collectifs  
non-écoulés (RMR et AR)

Tableau I8-1 I8-2: Détails d'écoulements  
des logements collectifs (RMR)

Tableau I9-1 I9-2: Logements collectifs  
non-écoulés par marché visé (RMR et AR)

Tableau I10-1 I10-2: Logements collectifs  
écoulés par marché visé (RMR et AR)

\*2003 data based on 2001 final Census Definitions. 2002 data based on 2001 preliminary Census Definitions. / Les données de 2003 sont fondées sur les définitions finales du recensement de 2001. Les données de 2002 sont fondées sur les définitions préliminaires du recensement de 2001.

# HOUSING INFORMATION MONTHLY

## VOLUME I

### GEOGRAPHIC CHANGES BASED ON THE FINAL 2001 CENSUS DEFINITIONS.

FEBRUARY 2003

Chicoutimi-Jonquière CMA name changed to Saguenay CMA.

Saint-Jean-sur-Richelieu CA name changed to Saint-Jean-Iberville CA.

The CA's of Saint-Hyacinthe, Rimouski and Courtenay went from a Centre of 50,000+ population to a Centre of 10,000 to 49,999 population.

# BULLETIN MENSUEL D'INFORMATION SUR LE LOGEMENT

## VOLUME I

### CHANGEMENTS GÉOGRAPHIQUES FONDÉES SUR LES DÉFINITIONS FINALES DU RECENSEMENT DE 2001.

FÉVRIER 2003

Le nom de la RMR de Chicoutimi-Jonquière a été changé à la RMR de Saguenay.

Le nom de l'AR de Saint-Jean-sur-Richelieu a été changé à l'AR de Saint-Jean-Iberville.

Les AR de Saint-Hyacinthe, Rimouski et Courtenay ont passées d'un centre de 50 000 habitants et plus à un centre de 10 000 à 49 999 habitants.

Table I1-1 - Tableau I1-1

Market Absorptions (Centres 50 000+) - Écoulements sur le marché (centres de 50 000 habitants et plus)

Single-Detached and Semi-Detached Dwellings - Maisons individuelles et logements jumelés

February 2003 - février 2003

|      |          | Newly Completed /<br>Nouvellement<br>achevés | Units Absorbed /<br>Logements écoulés | Unabsorbed<br>Inventory /<br>Inventaire non-<br>écoulé | Newly Unabsorbed<br>/ Nouvellement non-<br>écoulé | Unabsb 1 mth+/<br>Non-écoulés 1<br>mois + | Avg Months<br>Unabsorbed /<br>Moyen de mois non-<br>écoulé |
|------|----------|--|---------------------------------------|--|---|---|--|
| 2002 | JAN/JANV | 5721   | 5882                                  | 5169   | 907   | 4262                                      | 7.9  |
|      | FEB/FÉV  | 5782   | 5767                                  | 5206   | 959   | 4247                                      | 8.2  |
|      | MAR/MARS | 6116   | 6201                                  | 5174   | 1008  | 4166                                      | 8.1  |
|      | APR/AVR  | 6254   | 6425                                  | 5023   | 1021  | 4002                                      | 8.2  |
|      | MAY/MAI  | 7422   | 7455                                  | 5021   | 1255  | 3766                                      | 8.3  |
|      | JUN/JUIN | 8362   | 8447                                  | 4972   | 1299  | 3673                                      | 8.3  |
|      | JUL/JUIL | 8950   | 9566                                  | 4403   | 955   | 3448                                      | 8.5  |
|      | AUG/AOÛT | 10624  | 10777                                 | 4292   | 1136  | 3156                                      | 8.9  |
|      | SEP/SEPT | 10020  | 9874                                  | 4451   | 1179  | 3272                                      | 8.7  |
|      | OCT/OCT  | 9649   | 9442                                  | 4695   | 1335  | 3360                                      | 8.5  |
|      | NOV/NOV  | 9148   | 8977                                  | 4885   | 1358  | 3527                                      | 8.3  |
|      | DEC/DÉC  | 8665   | 8811                                  | 4755   | 1076  | 3679                                      | 8.2  |
| 2003 | JAN/JANV | 7145   | 7148                                  | 4692   | 1068  | 3624                                      | 8.5  |
|      | FEB/FÉV  | 6404   | 6394                                  | 4707   | 1005  | 3702                                      | 8.2  |

Table I1-2 - Tableau I1-2

Market Absorptions (Centres 50 000+) - Écoulements sur le marché (centres de 50 000 habitants et plus)

Row and Apartments - Logements en bandes et appartements

February 2003 - février 2003

|      |          | Newly Completed /<br>Nouvellement<br>achevés | Units Absorbed /<br>Logements écoulés | Unabsorbed<br>Inventory /<br>Inventaire non-<br>écoulé | Newly Unabsorbed<br>/ Nouvellement non-<br>écoulé | Unabsb 1 mth+/<br>Non-écoulés 1<br>mois+ | Avg Months<br>Unabsorbed /<br>Moyen de mois non-<br>écoulé |
|------|----------|--|---------------------------------------|--|---|--|--|
| 2002 | JAN/JANV | 4327   | 4233                                  | 5312   | 869   | 4443                                     | 9.0  |
|      | FEB/FÉV  | 3697   | 3742                                  | 5289   | 857   | 4432                                     | 8.7  |
|      | MAR/MARS | 3786   | 3578                                  | 5499   | 961   | 4538                                     | 8.4  |
|      | APR/AVR  | 3066   | 3385                                  | 5185   | 739   | 4446                                     | 8.3  |
|      | MAY/MAI  | 3435   | 3349                                  | 5271   | 888   | 4383                                     | 8.4  |
|      | JUN/JUIN | 4575   | 4525                                  | 5321   | 1144  | 4177                                     | 8.6  |
|      | JUL/JUIL | 4983   | 5343                                  | 4971   | 932   | 4039                                     | 8.4  |
|      | AUG/AOÛT | 5444   | 5825                                  | 4590   | 1171  | 3419                                     | 8.8  |
|      | SEP/SEPT | 3991   | 3960                                  | 4621   | 902   | 3719                                     | 7.8  |
|      | OCT/OCT  | 4525   | 4484                                  | 4662   | 843   | 3819                                     | 7.7  |
|      | NOV/NOV  | 4840   | 4544                                  | 4958   | 921   | 4037                                     | 7.6  |
|      | DEC/DÉC  | 6287   | 5749                                  | 5496   | 1280  | 4216                                     | 7.7  |
| 2003 | JAN/JANV | 3673   | 4303                                  | 4851   | 678   | 4173                                     | 7.2  |
|      | FEB/FÉV  | 3689   | 3248                                  | 5292   | 1141  | 4151                                     | 7.4  |

Table I2-1 - Tableau I2-1

## Unabsorbed Units (CMA) - Logements non écoulés (RMR)

Single-detached and Semi-detached Dwellings - Maisons individuelles et logements jumelés

February 2003 - février 2003

|                        | Mar<br>2002<br>mars | Apr<br>2002<br>avr | May<br>2002<br>mai | June<br>2002<br>juin | July<br>2002<br>juil | Aug<br>2002<br>août | Sept<br>2002<br>sept | Oct<br>2002<br>oct | Nov<br>2002<br>nov | Dec<br>2002<br>déc | Jan<br>2003<br>janv | Feb<br>2003<br>fév |
|------------------------|---------------------|--------------------|--------------------|----------------------|----------------------|---------------------|----------------------|--------------------|--------------------|--------------------|---------------------|--------------------|
| Abbotsford             | 67                  | 46                 | 40                 | 40                   | 33                   | 41                  | 47                   | 54                 | 62                 | 66                 | 74                  | 60                 |
| Calgary                | 721                 | 689                | 697                | 688                  | 650                  | 637                 | 660                  | 659                | 654                | 670                | 631                 | 678                |
| Edmonton               | 417                 | 392                | 366                | 379                  | 358                  | 380                 | 394                  | 416                | 396                | 386                | 392                 | 420                |
| Greater Sudbury        | 12                  | 8                  | 3                  | 3                    | 6                    | 5                   | 13                   | 10                 | 9                  | 10                 | 16                  | 11                 |
| Halifax                | 70                  | 74                 | 76                 | 58                   | 37                   | 21                  | 35                   | 49                 | 53                 | 58                 | 40                  | 45                 |
| Hamilton               | 310                 | 249                | 231                | 240                  | 246                  | 318                 | 314                  | 296                | 314                | 212                | 216                 | 218                |
| Kingston               | 19                  | 17                 | 19                 | 25                   | 19                   | 15                  | 12                   | 12                 | 20                 | 18                 | 18                  | 24                 |
| Kitchener              | 158                 | 151                | 165                | 234                  | 144                  | 131                 | 136                  | 127                | 132                | 125                | 130                 | 128                |
| London                 | 116                 | 103                | 91                 | 102                  | 85                   | 80                  | 84                   | 93                 | 91                 | 76                 | 88                  | 80                 |
| Montréal               | 861                 | 872                | 901                | 690                  | 568                  | 399                 | 401                  | 449                | 489                | 537                | 536                 | 542                |
| Oshawa                 | 47                  | 43                 | 41                 | 47                   | 46                   | 45                  | 40                   | 39                 | 35                 | 41                 | 40                  | 28                 |
| Ottawa-Gatineau        | 175                 | 163                | 168                | 250                  | 169                  | 174                 | 167                  | 170                | 203                | 215                | 206                 | 245                |
| Gatineau               | 62                  | 71                 | 65                 | 144                  | 67                   | 69                  | 71                   | 69                 | 111                | 130                | 131                 | 179                |
| Ottawa                 | 113                 | 92                 | 103                | 106                  | 102                  | 105                 | 96                   | 101                | 92                 | 85                 | 75                  | 66                 |
| Québec                 | 106                 | 106                | 114                | 105                  | 72                   | 56                  | 45                   | 48                 | 67                 | 62                 | 69                  | 70                 |
| Regina                 | 70                  | 85                 | 64                 | 33                   | 38                   | 20                  | 23                   | 28                 | 31                 | 30                 | 27                  | 33                 |
| Saguenay               | 5                   | 4                  | 3                  | 3                    | 4                    | 5                   | 3                    | 1                  | 1                  | 1                  | 1                   | 1                  |
| St. Catharines-Niagara | 109                 | 102                | 88                 | 89                   | 85                   | 83                  | 88                   | 101                | 103                | 100                | 103                 | 93                 |
| Saint John             | 22                  | 13                 | 14                 | 16                   | 14                   | 14                  | 6                    | 9                  | 18                 | 13                 | 17                  | 18                 |
| St. John's             | 10                  | 10                 | 12                 | 11                   | 9                    | 14                  | 16                   | 12                 | 12                 | 10                 | 8                   | 9                  |
| Saskatoon              | 56                  | 55                 | 55                 | 50                   | 44                   | 38                  | 38                   | 35                 | 28                 | 25                 | 24                  | 45                 |
| Sherbrooke             | 9                   | 10                 | 4                  | 6                    | 6                    | 5                   | 3                    | 5                  | 4                  | 4                  | 4                   | 3                  |
| Thunder Bay            | 9                   | 11                 | 12                 | 12                   | 13                   | 10                  | 10                   | 8                  | 8                  | 10                 | 5                   | 7                  |
| Toronto                | 614                 | 666                | 682                | 679                  | 701                  | 692                 | 784                  | 825                | 852                | 792                | 764                 | 685                |
| Trois-Rivières         | 32                  | 31                 | 31                 | 32                   | 12                   | 14                  | 11                   | 9                  | 15                 | 14                 | 15                  | 15                 |
| Vancouver              | 349                 | 314                | 307                | 307                  | 313                  | 341                 | 351                  | 389                | 439                | 476                | 482                 | 510                |
| Victoria               | 51                  | 44                 | 30                 | 26                   | 32                   | 25                  | 22                   | 37                 | 37                 | 38                 | 56                  | 48                 |
| Windsor                | 56                  | 55                 | 41                 | 16                   | 19                   | 23                  | 17                   | 12                 | 14                 | 10                 | 8                   | 5                  |
| Winnipeg               | 116                 | 113                | 144                | 231                  | 127                  | 106                 | 135                  | 149                | 131                | 94                 | 92                  | 92                 |
| CMA Total/Total RMR    | 4,587               | 4,426              | 4,399              | 4,372                | 3,850                | 3,692               | 3,855                | 4,042              | 4,218              | 4,093              | 4,062               | 4,113              |

Table I2-2 - Tableau I2-2

## Unabsorbed Units (Large CA) - Logements non-écoulés (Grandes AR)

Single-detached and Semi-detached Dwellings - Maisons individuelles et logements jumelées

February 2003 - février 2003

|                                      | Mar<br>2002<br>mars | Apr<br>2002<br>avr | May<br>2002<br>mai | June<br>2002<br>juin | July<br>2002<br>juil | Aug<br>2002<br>août | Sept<br>2002<br>sept | Oct<br>2002<br>oct | Nov<br>2002<br>nov | Dec<br>2002<br>déc | Jan<br>2003<br>janv | Feb<br>2003<br>fév |
|--------------------------------------|---------------------|--------------------|--------------------|----------------------|----------------------|---------------------|----------------------|--------------------|--------------------|--------------------|---------------------|--------------------|
| Barrie                               | 41                  | 40                 | 50                 | 59                   | 65                   | 65                  | 58                   | 64                 | 61                 | 59                 | 66                  | 51                 |
| Belleville                           | -                   | -                  | -                  | -                    | 1                    | -                   | -                    | -                  | -                  | -                  | -                   | -                  |
| Brantford                            | 18                  | 12                 | 15                 | 7                    | 6                    | 5                   | 5                    | 5                  | 7                  | 7                  | 4                   | 8                  |
| Cape Breton                          | -                   | -                  | -                  | -                    | -                    | -                   | -                    | -                  | -                  | -                  | -                   | -                  |
| Charlottetown                        | 2                   | 3                  | 2                  | 2                    | -                    | 2                   | 1                    | 1                  | 9                  | 7                  | 10                  | 10                 |
| Chatham-Kent                         | 5                   | 4                  | 6                  | 4                    | 5                    | 12                  | 13                   | 9                  | 10                 | 9                  | 3                   | 5                  |
| Chilliwack                           | 14                  | 13                 | 13                 | 10                   | 11                   | 9                   | 10                   | 13                 | 21                 | 27                 | 30                  | 27                 |
| Cornwall                             | -                   | -                  | -                  | -                    | -                    | 1                   | -                    | -                  | -                  | -                  | -                   | -                  |
| Courtenay                            | 13                  | 13                 | 16                 | 17                   | 10                   | 14                  | 17                   | 26                 | 28                 | 32                 | **                  | **                 |
| Drummondville                        | -                   | -                  | -                  | 1                    | -                    | -                   | -                    | -                  | -                  | 1                  | 1                   | 1                  |
| Fredericton                          | 16                  | 14                 | 18                 | 17                   | 11                   | 13                  | 24                   | 29                 | 17                 | 14                 | 14                  | 15                 |
| Granby                               | 5                   | 6                  | 15                 | 16                   | 6                    | 7                   | 16                   | 8                  | 7                  | 21                 | 26                  | 23                 |
| Guelph                               | 15                  | 20                 | 21                 | 30                   | 17                   | 13                  | 13                   | 13                 | 17                 | 16                 | 13                  | 17                 |
| Kamloops                             | 27                  | 27                 | 28                 | 32                   | 29                   | 28                  | 28                   | 32                 | 35                 | 29                 | 29                  | 26                 |
| Kawartha Lakes                       | **                  | **                 | **                 | **                   | **                   | **                  | **                   | **                 | **                 | **                 | 4                   | 4                  |
| Kelowna                              | 48                  | 49                 | 52                 | 51                   | 43                   | 46                  | 42                   | 48                 | 63                 | 60                 | 67                  | 66                 |
| Lethbridge                           | 34                  | 35                 | 29                 | 30                   | 28                   | 34                  | 35                   | 35                 | 32                 | 34                 | 30                  | 41                 |
| Medicine Hat                         | 29                  | 34                 | 30                 | 20                   | 30                   | 44                  | 35                   | 69                 | 56                 | 38                 | 31                  | 43                 |
| Moncton                              | 49                  | 56                 | 51                 | 47                   | 39                   | 34                  | 35                   | 18                 | 16                 | 23                 | 31                  | 32                 |
| Nanaimo                              | 18                  | 15                 | 19                 | 17                   | 13                   | 27                  | 21                   | 20                 | 28                 | 35                 | 31                  | 28                 |
| Norfolk                              | **                  | **                 | **                 | **                   | **                   | **                  | **                   | **                 | **                 | **                 | 3                   | 3                  |
| North Bay                            | 14                  | 14                 | 16                 | 17                   | 14                   | 13                  | 12                   | 17                 | 13                 | 8                  | 9                   | 7                  |
| Peterborough                         | 98                  | 100                | 94                 | 94                   | 93                   | 95                  | 98                   | 100                | 99                 | 101                | 96                  | 41                 |
| Prince George                        | 14                  | 13                 | 9                  | 10                   | 13                   | 11                  | 13                   | 14                 | 16                 | 21                 | 21                  | 20                 |
| Red Deer                             | 42                  | 54                 | 48                 | 42                   | 43                   | 49                  | 50                   | 41                 | 51                 | 45                 | 47                  | 58                 |
| Rimouski                             | -                   | -                  | -                  | -                    | -                    | -                   | -                    | 1                  | 1                  | 1                  | **                  | **                 |
| Saint-Hyacinthe                      | 3                   | 5                  | 22                 | 12                   | 8                    | 5                   | 2                    | 7                  | 10                 | 10                 | **                  | **                 |
| Saint-Jean-Iberville                 | 19                  | 17                 | 18                 | 15                   | 12                   | 13                  | 9                    | 10                 | 10                 | 14                 | 13                  | 13                 |
| Sarnia                               | 37                  | 34                 | 27                 | 27                   | 35                   | 40                  | 41                   | 50                 | 41                 | 30                 | 31                  | 34                 |
| Sault Ste. Marie                     | 4                   | 1                  | 1                  | 1                    | 2                    | 2                   | 2                    | 4                  | 4                  | 5                  | 5                   | 4                  |
| Shawinigan                           | 4                   | 4                  | 4                  | 4                    | 2                    | 2                   | -                    | -                  | -                  | -                  | -                   | -                  |
| Vernon                               | 18                  | 14                 | 18                 | 18                   | 17                   | 16                  | 16                   | 19                 | 15                 | 15                 | 15                  | 17                 |
| Large CA Total /<br>Total Grandes AR | 587                 | 597                | 622                | 600                  | 553                  | 600                 | 596                  | 653                | 667                | 662                | 630                 | 594                |

Table I3-1 - Tableau I3-1

Absorption of Newly Completed and Unabsorbed Single-Detached and Semi-Detached Dwellings by CMA

Écoulement des maisons individuelles et jumelées nouvellement achevées mais non écoulées, par RMR

February 2003 - février 2003

| Area<br>Collectivité           | Completed<br>current<br>month<br>Achevés<br>mois<br>courant | Absorbed<br>at<br>completion<br>Écoulés à<br>l'achèvement | Unabsorbed<br>previous<br>month<br>Non écoulés<br>mois<br>précédent | Absb from inv<br>current month<br>Inv non-<br>écoulés<br>mois courant | Total<br>Absorbed<br>Total<br>log.<br>écoulés | Unabsorbed<br>current<br>month<br>Non écoulés<br>mois<br>courant | % absorbed<br>at completion<br>% écoulé à<br>l'achèvement | % absorbed<br>current<br>month<br>% écoulés<br>mois courant | Life of<br>Inventory<br>(months)<br>Durée de<br>l'inv (mois) |
|--------------------------------|---|---|---|---|---|--|---|---|--|
| Abbotsford                     | 23  | 16  | 74  | 21  | 37  | 60   | 69.6  | 38.1  | 2.9  |
| Calgary                        | 782   | 648   | 631   | 87  | 735   | 678  | 82.9  | 52.0  | 7.8  |
| Edmonton                       | 551   | 483   | 392   | 40  | 523   | 420  | 87.7  | 55.5  | 10.5   |
| Greater<br>Sudbury             | 20  | 16  | 16  | 9   | 25  | 11   | 80.0  | 69.4  | 1.2  |
| Halifax                        | 152   | 133   | 40  | 14  | 147   | 45   | 87.5  | 76.6  | 3.2  |
| Hamilton                       | 75  | 60  | 217   | 14  | 74  | 218  | 80.0  | 25.3  | 15.6   |
| Kingston                       | 47  | 39  | 18  | 2   | 41  | 24   | 83.0  | 63.1  | 12.0   |
| Kitchener                      | 139   | 115   | 131   | 27  | 142   | 128  | 82.7  | 52.6  | 4.7  |
| London                         | 112   | 98  | 85  | 19  | 117   | 80   | 87.5  | 59.4  | 4.2  |
| Montréal                       | 399   | 327   | 536   | 66  | 393   | 542  | 82.0  | 42.0  | 8.2  |
| Oshawa                         | 171   | 163   | 44  | 24  | 187   | 28   | 95.3  | 87.0  | 1.2  |
| Ottawa-<br>Gatineau            | 391   | 300   | 206   | 52  | 352   | 245  | 76.7  | 59.0  | 4.7  |
| Gatineau                       | 128   | 57  | 131   | 23  | 80  | 179  | 44.5  | 30.9  | 7.8  |
| Ottawa                         | 263   | 243   | 75  | 29  | 272   | 66   | 92.4  | 80.5  | 2.3  |
| Québec                         | 62  | 55  | 69  | 6   | 61  | 70   | 88.7  | 46.6  | 11.7   |
| Regina                         | 29  | 21  | 27  | 2   | 23  | 33   | 72.4  | 41.1  | 16.5   |
| Saguenay                       | 14  | 14  | 1   | -   | 14  | 1  | 100.0   | 93.3  | ***  |
| St. Catharines-<br>Niagara     | 78  | 65  | 104   | 24  | 89  | 93   | 83.3  | 48.9  | 3.9  |
| Saint John                     | 24  | 17  | 17  | 6   | 23  | 18   | 70.8  | 56.1  | 3.0  |
| St. John's                     | 84  | 82  | 8   | 1   | 83  | 9  | 97.6  | 90.2  | 9.0  |
| Saskatoon                      | 65  | 44  | 24  | -   | 44  | 45   | 67.7  | 49.4  | ***  |
| Sherbrooke                     | 22  | 22  | 4   | 1   | 23  | 3  | 100.0   | 88.5  | 3.0  |
| Thunder Bay                    | 12  | 10  | 5   | -   | 10  | 7  | 83.3  | 58.8  | ***  |
| Toronto                        | 1,771   | 1,577   | 769   | 278   | 1,855   | 685  | 89.0  | 73.0  | 2.5  |
| Trois-Rivières                 | 12  | 11  | 15  | 1   | 12  | 15   | 91.7  | 44.4  | 15.0   |
| Vancouver                      | 340   | 227   | 482   | 85  | 312   | 510  | 66.8  | 38.0  | 6.0  |
| Victoria                       | 62  | 53  | 56  | 17  | 70  | 48   | 85.5  | 59.3  | 2.8  |
| Windsor                        | 100   | 99  | 8   | 4   | 103   | 5  | 99.0  | 95.4  | 1.3  |
| Winnipeg                       | 52  | 42  | 92  | 10  | 52  | 92   | 80.8  | 36.1  | 9.2  |
| <b>CMA Total<br/>Total RMR</b> | <b>5,589</b>  | <b>4,737</b>  | <b>4,071</b>  | <b>810</b>  | <b>5,547</b>                                  | <b>4,113</b>   | <b>84.8</b>   | <b>57.4</b>   | <b>5.1</b>   |

Table I3-2 - Tableau I3-2

Absorption of Newly Completed and Unabsorbed Single-Detached and Semi-Detached Dwellings by Large CA

Écoulement des maisons individuelles et jumelées nouvellement achevées mais non écoulées, par grandes AR

February 2003 - février 2003

| Area<br>Collectivité                           | Completed<br>current month<br>Achevés<br>mois<br>courant | Absorbed<br>at<br>completion<br>Écoulés à<br>l'achèvement | Unabsorbed<br>previous<br>month<br>Non écoulés<br>mois<br>précédent | Absb from inv<br>current month<br>Inv non-<br>écoulés<br>mois courant | Total<br>Absorbed<br>Total<br>log.<br>écoulés | Unabsorbed<br>current<br>month<br>Non écoulés<br>mois<br>courant | % absorbed<br>at completion<br>% écoulé à<br>l'achèvement | % absorbed<br>current<br>month<br>% écoulés<br>mois courant | Life of<br>Inventory<br>(months)<br>Durée de<br>l'inv (mois) |
|--|--|---|---|---|---|--|---|---|--|
| Barrie   | 136  | 120   | 68  | 33  | 153   | 51   | 88.2  | 75.0  | 1.5  |
| Belleville                                     | 17   | 17  | -   | -   | 17  | -  | 100.0   | 100.0   | -  |
| Brantford                                      | 35   | 27  | 4   | 4   | 31  | 8  | 77.1  | 79.5  | 2.0  |
| Cape Breton                                    | -  | -   | -   | -   | -   | -  | -   | -   | -  |
| Charlottetown                                  | 14   | 13  | 10  | 1   | 14  | 10   | 92.9  | 58.3  | 10.0   |
| Chatham-Kent                                   | 4  | -   | 3   | 2   | 2   | 5  | 0.0   | 28.6  | 2.5  |
| Chilliwack                                     | 18   | 10  | 30  | 11  | 21  | 27   | 55.6  | 43.8  | 2.5  |
| Cornwall                                       | 4  | 4   | -   | -   | 4   | -  | 100.0   | 100.0   | -  |
| Drummondville                                  | 4  | 4   | 1   | -   | 4   | 1  | 100.0   | 80.0  | ***  |
| Fredericton                                    | 53   | 46  | 14  | 6   | 52  | 15   | 86.8  | 77.6  | 2.5  |
| Granby   | 10   | 7   | 26  | 6   | 13  | 23   | 70.0  | 36.1  | 3.8  |
| Guelph   | 48   | 43  | 14  | 2   | 45  | 17   | 89.6  | 72.6  | 8.5  |
| Kamloops                                       | 21   | 19  | 29  | 5   | 24  | 26   | 90.5  | 48.0  | 5.2  |
| Kawartha Lakes                                 | 27   | 27  | 4   | -   | 27  | 4  | 100.0   | 87.1  | ***  |
| Kelowna  | 75   | 67  | 67  | 9   | 76  | 66   | 89.3  | 53.5  | 7.3  |
| Lethbridge                                     | 35   | 21  | 30  | 3   | 24  | 41   | 60.0  | 36.9  | 13.7   |
| Medicine Hat                                   | 30   | 7   | 31  | 11  | 18  | 43   | 23.3  | 29.5  | 3.9  |
| Moncton  | 87   | 74  | 31  | 12  | 86  | 32   | 85.1  | 72.9  | 2.7  |
| Nanaimo  | 25   | 19  | 31  | 9   | 28  | 28   | 76.0  | 50.0  | 3.1  |
| Norfolk  | 5  | 5   | 3   | -   | 5   | 3  | 100.0   | 62.5  | ***  |
| North Bay                                      | 8  | 8   | 9   | 2   | 10  | 7  | 100.0   | 58.8  | 3.5  |
| Peterborough                                   | 11   | 11  | 89  | 48  | 59  | 41   | 100.0   | 59.0  | 0.9  |
| Prince George                                  | 17   | 11  | 21  | 7   | 18  | 20   | 64.7  | 47.4  | 2.9  |
| Red Deer                                       | 81   | 64  | 47  | 6   | 70  | 58   | 79.0  | 54.7  | 9.7  |
| Saint-Jean-<br>Iberville                       | 23   | 23  | 13  | -   | 23  | 13   | 100.0   | 63.9  | ***  |
| Sarnia   | 11   | 2   | 31  | 6   | 8   | 34   | 18.2  | 19.0  | 5.7  |
| Sault Ste. Marie                               | 3  | 3   | 5   | 1   | 4   | 4  | 100.0   | 50.0  | 4.0  |
| Shawinigan                                     | -  | -   | -   | -   | -   | -  | -   | -   | -  |
| Vernon   | 13   | 10  | 15  | 1   | 11  | 17   | 76.9  | 39.3  | 17.0   |
| <b>Large CA Total<br/>Total Grandes<br/>AR</b> | <b>815</b>   | <b>662</b>  | <b>626</b>  | <b>185</b>  | <b>847</b>                                    | <b>594</b>   | <b>81.2</b>   | <b>58.8</b>   | <b>3.2</b>   |



Table I4-1 - Tableau I4-1

Upper Limits of Price Quintiles of Newly Completed and Unabsorbed Single-Detached and Semi-Detached Dwellings (CMA)  
 Limites supérieures des quintiles de prix des maisons individuelles et jumelées nouvellement achevés mais non écoulées (RMR)  
 February 2003 - février 2003

|                        | 1st/1er<br>20% | 2nd/2e<br>40% | 3rd/3e<br>60% | 4th/4e<br>80% | Median/Médiane | Average/<br>Moyenne | Units/<br>Logements |
|------------------------|----------------|---------------|---------------|---------------|----------------|---------------------|---------------------|
| Area/Collectivité      |                |               |               |               |                |                     |                     |
| Abbotsford             | 249,000        | 269,400       | 296,000       | 333,000       | 284,500        | 302,832             | 60                  |
| Calgary                | 180,152        | 211,900       | 244,880       | 302,207       | 225,097        | 260,139             | 676                 |
| Edmonton               | 161,589        | 182,940       | 213,440       | 251,820       | 196,900        | 212,970             | 420                 |
| Greater Sudbury        | 162,000        | 169,000       | 182,000       | 217,600       | 170,000        | 185,273             | 11                  |
| Halifax                | 173,000        | 196,800       | 264,400       | 376,380       | 236,000        | 255,278             | 45                  |
| Hamilton               | 200,000        | 210,000       | 220,000       | 250,000       | 220,000        | 229,369             | 218                 |
| Kingston               | 185,000        | 189,000       | 198,000       | 225,000       | 195,000        | 202,042             | 24                  |
| Kitchener              | 175,000        | 195,000       | 240,000       | 300,000       | 200,000        | 235,501             | 128                 |
| London                 | 150,000        | 175,000       | 213,000       | 259,980       | 185,500        | 208,824             | 80                  |
| Montréal               | 145,000        | 170,000       | 200,000       | 250,000       | 185,000        | 207,845             | 542                 |
| Oshawa                 | 189,500        | 201,954       | 226,900       | 260,998       | 210,900        | 227,749             | 28                  |
| Ottawa-Gatineau        | 125,000        | 150,000       | 175,000       | 266,580       | 160,000        | 199,906             | 245                 |
| Gatineau               | 115,000        | 145,000       | 150,000       | 175,000       | 150,000        | 156,418             | 179                 |
| Ottawa                 | 244,960        | 263,500       | 298,200       | 362,500       | 274,950        | 317,850             | 66                  |
| Québec                 | 121,000        | 145,000       | 155,000       | 165,000       | 145,000        | 148,500             | 70                  |
| Regina                 | 149,820        | 164,108       | 175,029       | 187,600       | 170,930        | 170,650             | 33                  |
| Saguenay               | --             | --            | --            | --            | --             | --                  | 1                   |
| St. Catharines-Niagara | 167,320        | 189,900       | 217,500       | 255,700       | 201,900        | 213,675             | 93                  |
| Saint John             | 98,900         | 127,790       | 166,600       | 214,000       | 142,500        | 154,974             | 18                  |
| St. John's             | --             | --            | --            | --            | --             | --                  | 9                   |
| Saskatoon              | 158,340        | 169,124       | 180,996       | 206,547       | 175,380        | 185,698             | 45                  |
| Sherbrooke             | --             | --            | --            | --            | --             | --                  | 3                   |
| Thunder Bay            | --             | --            | --            | --            | --             | --                  | 7                   |
| Toronto                | 203,990        | 235,396       | 279,990       | 341,990       | 254,900        | 314,023             | 685                 |
| Trois-Rivières         | 75,000         | 75,000        | 80,000        | 126,000       | 75,000         | 92,333              | 15                  |
| Vancouver              | 313,920        | 374,900       | 429,360       | 529,920       | 399,000        | 476,678             | 508                 |
| Victoria               | 277,940        | 330,400       | 354,720       | 405,508       | 346,500        | 359,273             | 42                  |
| Windsor                | --             | --            | --            | --            | --             | --                  | 5                   |
| Winnipeg               | 169,318        | 192,169       | 211,212       | 277,280       | 199,950        | 226,347             | 92                  |
| <b>CMA Total</b>       |                |               |               |               |                |                     |                     |
| <b>Total RMR</b>       | 169,529        | 204,900       | 249,582       | 330,000       | 224,990        | 271,031             | 4,103               |
| <b>Canada</b>          | 165,000        | 200,000       | 240,000       | 320,990       | 220,000        | 262,050             | 4,678               |

Table I4-2 - Tableau I4-2

Upper Limits of Price Quintiles of Newly Completed and Unabsorbed Single-Detached and Semi-Detached Dwellings (Large CA)

Limites supérieures des quintiles de prix des maisons individuelles et jumelées nouvellement achevés mais non écoulées (Grandes AR)

February 2003 - février 2003

|  | 1st/1er<br>20% | 2nd/2e<br>40% | 3rd/3e<br>60% | 4th/4e<br>80% | Median/Médiane | Average/<br>Moyenne | Units/<br>Logements |
|--|----------------|---------------|---------------|---------------|----------------|---------------------|---------------------|
| Area/Collectivité                          |                |               |               |               |                |                     |                     |
| Barrie                                     | 143,800        | 169,720       | 201,600       | 296,000       | 179,900        | 217,407             | 51                  |
| Belleville                                 | -              | -             | -             | -             | -              | -                   | -                   |
| Brantford                                  | --             | --            | --            | --            | --             | --                  | 8                   |
| Cape Breton                                | -              | -             | -             | -             | -              | -                   | -                   |
| Charlottetown                              | --             | --            | --            | --            | --             | --                  | 9                   |
| Chatham-Kent                               | --             | --            | --            | --            | --             | --                  | 5                   |
| Chilliwack                                 | 229,000        | 230,000       | 235,000       | 244,800       | 234,000        | 233,667             | 27                  |
| Cornwall                                   | -              | -             | -             | -             | -              | -                   | -                   |
| Drummondville                              | --             | --            | --            | --            | --             | --                  | 1                   |
| Fredericton                                | 142,600        | 158,400       | 172,600       | 187,180       | 167,000        | 165,260             | 15                  |
| Granby                                     | 110,000        | 110,000       | 125,000       | 125,000       | 110,000        | 118,261             | 23                  |
| Guelph                                     | 159,000        | 214,184       | 219,750       | 252,320       | 216,590        | 225,664             | 17                  |
| Kamloops                                   | 154,000        | 195,800       | 219,530       | 253,600       | 206,000        | 210,879             | 26                  |
| Kawartha Lakes                             | --             | --            | --            | --            | --             | --                  | 4                   |
| Kelowna                                    | 209,900        | 239,000       | 264,400       | 349,900       | 250,000        | 264,280             | 64                  |
| Lethbridge                                 | 126,326        | 152,360       | 174,497       | 199,348       | 160,000        | 166,354             | 40                  |
| Medicine Hat                               | 149,820        | 162,220       | 179,360       | 199,820       | 172,000        | 178,914             | 43                  |
| Moncton                                    | 94,500         | 102,980       | 123,980       | 149,360       | 114,900        | 128,285             | 27                  |
| Nanaimo                                    | 166,760        | 198,380       | 219,900       | 243,540       | 204,900        | 216,152             | 22                  |
| Norfolk                                    | --             | --            | --            | --            | --             | --                  | 3                   |
| North Bay                                  | --             | --            | --            | --            | --             | --                  | 7                   |
| Peterborough                               | 160,000        | 180,000       | 200,000       | 276,500       | 198,900        | 219,814             | 41                  |
| Prince George                              | 140,000        | 179,900       | 189,900       | 209,200       | 189,200        | 183,956             | 16                  |
| Red Deer                                   | 152,366        | 177,940       | 189,400       | 228,809       | 185,000        | 196,121             | 58                  |
| Saint-Jean-Iberville                       | 94,000         | 108,000       | 122,400       | 137,000       | 112,000        | 114,154             | 13                  |
| Sarnia                                     | 150,000        | 180,000       | 195,000       | 210,000       | 180,000        | 186,291             | 34                  |
| Sault Ste. Marie                           | --             | --            | --            | --            | --             | --                  | 4                   |
| Shawinigan                                 | -              | -             | -             | -             | -              | -                   | -                   |
| Vernon                                     | 213,300        | 275,800       | 330,000       | 363,000       | 284,500        | 295,859             | 17                  |
| <b>Large CA Total<br/>Total Grandes AR</b> | 140,000        | 170,000       | 199,960       | 244,000       | 185,000        | 197,969             | 575                 |
| <b>Canada</b>                              | 165,000        | 200,000       | 240,000       | 320,990       | 220,000        | 262,050             | 4,678               |

Table I5-1 - Tableau I5-1

Upper Limits of Price Quintiles of Newly Completed and Absorbed Single-Detached and Semi-Detached Dwellings (CMA)

Limites supérieures des quintiles de prix des maisons individuelles et jumelées nouvellement achevés et écoulés (RMR)

February 2003 - février 2003

|                        | 1st/1er<br>20% | 2nd/2e<br>40% | 3rd/3e<br>60% | 4th/4e<br>80% | Median/Médiane<br>50% | Average/<br>Moyenne | Units/<br>Logements |
|------------------------|----------------|---------------|---------------|---------------|-----------------------|---------------------|---------------------|
| Area/Collectivité      |                |               |               |               |                       |                     |                     |
| Abbotsford             | 249,000        | 265,200       | 277,200       | 328,200       | 269,000               | 284,270             | 37                  |
| Calgary                | 182,041        | 210,902       | 242,930       | 294,285       | 224,632               | 251,850             | 735                 |
| Edmonton               | 160,000        | 183,900       | 209,000       | 245,602       | 194,500               | 210,413             | 523                 |
| Greater Sudbury        | 161,000        | 185,000       | 199,600       | 254,200       | 190,000               | 205,560             | 25                  |
| Halifax                | 149,860        | 161,420       | 178,980       | 248,200       | 169,800               | 199,230             | 147                 |
| Hamilton               | 210,900        | 235,000       | 261,900       | 340,000       | 245,900               | 280,931             | 74                  |
| Kingston               | 159,000        | 189,000       | 195,000       | 225,000       | 189,000               | 194,951             | 41                  |
| Kitchener              | 175,000        | 195,000       | 224,400       | 275,000       | 206,000               | 228,202             | 142                 |
| London                 | 163,000        | 188,400       | 220,000       | 259,400       | 200,000               | 242,591             | 117                 |
| Montréal               | 145,000        | 169,600       | 205,000       | 250,000       | 185,000               | 209,200             | 393                 |
| Oshawa                 | 193,590        | 219,900       | 238,998       | 264,900       | 229,900               | 234,997             | 187                 |
| Ottawa-Gatineau        | 160,000        | 244,320       | 274,900       | 300,000       | 259,900               | 251,456             | 352                 |
| Gatineau               | 100,000        | 147,000       | 158,000       | 178,000       | 150,000               | 148,938             | 80                  |
| Ottawa                 | 235,500        | 265,000       | 287,800       | 310,100       | 275,200               | 281,608             | 272                 |
| Québec                 | 115,000        | 144,000       | 155,000       | 175,000       | 150,000               | 158,115             | 61                  |
| Regina                 | 143,580        | 161,183       | 182,900       | 204,336       | 175,895               | 184,494             | 23                  |
| Saguenay               | 100,000        | 125,000       | 135,000       | 225,000       | 125,000               | 141,929             | 14                  |
| St. Catharines-Niagara | 170,000        | 191,900       | 239,900       | 289,900       | 205,900               | 235,225             | 89                  |
| Saint John             | 126,780        | 153,000       | 180,592       | 209,000       | 168,000               | 170,541             | 23                  |
| St. John's             | 119,700        | 139,540       | 155,000       | 180,000       | 145,000               | 155,563             | 83                  |
| Saskatoon              | 143,376        | 159,200       | 180,056       | 202,047       | 169,827               | 178,244             | 44                  |
| Sherbrooke             | 91,400         | 110,000       | 125,000       | 150,000       | 120,000               | 120,609             | 23                  |
| Thunder Bay            | 166,000        | 182,000       | 206,000       | 244,000       | 185,000               | 198,500             | 10                  |
| Toronto                | 225,900        | 255,360       | 293,990       | 334,990       | 273,900               | 302,215             | 1,855               |
| Trois-Rivières         | 80,000         | 103,000       | 137,000       | 151,000       | 120,000               | 118,333             | 12                  |
| Vancouver              | 310,000        | 360,980       | 419,720       | 529,400       | 389,900               | 466,126             | 307                 |
| Victoria               | 259,900        | 318,000       | 370,000       | 507,000       | 345,600               | 395,894             | 69                  |
| Windsor                | 150,000        | 161,800       | 170,080       | 181,760       | 169,900               | 178,095             | 103                 |
| Winnipeg               | 130,000        | 169,506       | 190,900       | 229,200       | 179,500               | 190,692             | 52                  |
| <b>CMA Total</b>       |                |               |               |               |                       |                     |                     |
| <b>Total RMR</b>       | 176,923        | 219,569       | 259,900       | 319,976       | 238,000               | 265,529             | 5,541               |
| <b>Canada</b>          | 169,900        | 209,273       | 250,000       | 310,000       | 230,000               | 256,412             | 6,379               |

Table I5-2 - Tableau I5-2

Upper Limits of Price Quintiles of Newly Completed and Absorbed Single-Detached and Semi-Detached Dwellings (Large CA)  
 Limites supérieures des quintiles de prix des maisons individuelles et jumelées nouvellement achevés et écoulées (Grandes AR)  
 February 2003 - février 2003

| Area/Collectivité                          | 1st/1er<br>20% | 2nd/2e<br>40% | 3rd/3e<br>60% | 4th/4e<br>80% | Median/Médiane<br>50% | Average/<br>Moyenne | Units/<br>Logements |
|--|----------------|---------------|---------------|---------------|-----------------------|---------------------|---------------------|
| Barrie                                     | 149,720        | 169,000       | 186,736       | 220,920       | 174,900               | 201,994             | 153                 |
| Belleville                                 | 129,000        | 140,000       | 140,000       | 155,000       | 140,000               | 145,347             | 17                  |
| Brantford                                  | 118,800        | 120,000       | 145,000       | 163,600       | 130,000               | 140,194             | 31                  |
| Cape Breton                                | -              | -             | -             | -             | -                     | -                   | -                   |
| Charlottetown                              | 125,000        | 145,000       | 169,000       | 200,000       | 155,000               | 159,929             | 14                  |
| Chatham-Kent                               | --             | --            | --            | --            | --                    | --                  | 2                   |
| Chilliwack                                 | 217,200        | 229,800       | 239,200       | 253,800       | 233,000               | 238,619             | 21                  |
| Cornwall                                   | --             | --            | --            | --            | --                    | --                  | 4                   |
| Drummondville                              | --             | --            | --            | --            | --                    | --                  | 4                   |
| Fredericton                                | 106,800        | 138,000       | 156,200       | 196,800       | 149,000               | 153,959             | 51                  |
| Granby                                     | 94,000         | 125,000       | 125,000       | 176,000       | 125,000               | 129,615             | 13                  |
| Guelph                                     | 167,004        | 217,531       | 251,099       | 271,350       | 243,170               | 236,677             | 45                  |
| Kamloops                                   | 160,000        | 182,500       | 219,000       | 260,000       | 197,750               | 217,113             | 24                  |
| Kawartha Lakes                             | 137,000        | 165,200       | 188,000       | 241,000       | 175,000               | 202,285             | 27                  |
| Kelowna                                    | 229,000        | 255,000       | 294,000       | 349,000       | 269,000               | 298,278             | 74                  |
| Lethbridge                                 | 112,713        | 124,331       | 145,000       | 176,712       | 143,350               | 144,705             | 24                  |
| Medicine Hat                               | 158,600        | 165,570       | 204,560       | 247,000       | 177,500               | 197,481             | 18                  |
| Moncton                                    | 97,900         | 121,300       | 139,900       | 179,900       | 124,900               | 140,752             | 86                  |
| Nanaimo                                    | 176,000        | 187,000       | 208,000       | 245,628       | 194,750               | 222,547             | 24                  |
| Norfolk                                    | --             | --            | --            | --            | --                    | --                  | 5                   |
| North Bay                                  | 165,800        | 183,000       | 212,600       | 235,000       | 199,000               | 201,300             | 10                  |
| Peterborough                               | 149,900        | 175,000       | 200,000       | 230,000       | 189,900               | 205,102             | 59                  |
| Prince George                              | 168,344        | 184,526       | 196,400       | 219,900       | 189,950               | 190,528             | 16                  |
| Red Deer                                   | 145,440        | 167,074       | 189,960       | 224,448       | 178,658               | 191,027             | 70                  |
| Saint-Jean-Iberville                       | 110,000        | 115,000       | 118,800       | 127,000       | 118,000               | 124,783             | 23                  |
| Sarnia                                     | --             | --            | --            | --            | --                    | --                  | 8                   |
| Sault Ste. Marie                           | --             | --            | --            | --            | --                    | --                  | 4                   |
| Shawinigan                                 | -              | -             | -             | -             | -                     | -                   | -                   |
| Vernon                                     | 259,000        | 297,720       | 331,100       | 361,960       | 329,000               | 312,527             | 11                  |
| <b>Large CA Total<br/>Total Grandes AR</b> | 137,900        | 164,900       | 189,900       | 240,000       | 175,000               | 196,130             | 838                 |
| <b>Canada</b>                              | 169,900        | 209,273       | 250,000       | 310,000       | 230,000               | 256,412             | 6,379               |

Table I6-1 / Tableau I6-1

Average Unit Price of Newly Completed and Unabsorbed Single-detached and Semi-detached Dwellings (CMA)

Prix de vente moyens des maisons individuelles et jumelées nouvellement achevées mais non écoulées (RMR)

| Area/Collectivité      | August/août     |       |                      |         | November/novembre |       |                      |         | February/février |       |                      |         |
|------------------------|-----------------|-------|----------------------|---------|-------------------|-------|----------------------|---------|------------------|-------|----------------------|---------|
|                        | Units Logements |       | Avg Price Prix Moyen |         | Units Logements   |       | Avg Price Prix Moyen |         | Units Logements  |       | Avg Price Prix Moyen |         |
|                        | 2001            | 2002  | 2001                 | 2002    | 2001              | 2002  | 2001                 | 2002    | 2002             | 2003  | 2002                 | 2003    |
| Abbotsford             | -               | 41    | -                    | 334,390 | -                 | 62    | -                    | 301,823 | 92               | 60    | 236,576              | 302,832 |
| Calgary                | 850             | 637   | 238,916              | 257,483 | 839               | 654   | 248,918              | 262,817 | 780              | 676   | 243,400              | 260,139 |
| Edmonton               | 555             | 380   | 195,490              | 209,896 | 484               | 396   | 200,665              | 207,935 | 419              | 420   | 204,067              | 212,970 |
| Greater Sudbury        | 10              | 5     | 175,900              | --      | 16                | 9     | 177,188              | --      | 13               | 11    | 177,077              | 185,273 |
| Halifax                | 55              | 21    | 188,796              | 270,876 | 55                | 53    | 202,418              | 211,326 | 81               | 45    | 184,298              | 255,278 |
| Hamilton               | 200             | 318   | 223,966              | 226,562 | 288               | 314   | 235,791              | 227,127 | 289              | 218   | 235,782              | 229,369 |
| Kingston               | -               | 15    | -                    | 187,400 | -                 | 20    | -                    | 192,950 | 16               | 24    | 167,625              | 202,042 |
| Kitchener              | 132             | 131   | 231,120              | 231,398 | 157               | 132   | 231,775              | 229,916 | 147              | 128   | 223,370              | 235,501 |
| London                 | 101             | 80    | 195,153              | 200,640 | 98                | 91    | 195,696              | 201,001 | 113              | 80    | 189,217              | 208,824 |
| Montréal               | 537             | 399   | 170,836              | 204,218 | 719               | 489   | 178,796              | 197,043 | 807              | 542   | 175,514              | 207,845 |
| Oshawa                 | 36              | 45    | 199,331              | 220,511 | 38                | 35    | 213,828              | 220,263 | 38               | 28    | 217,010              | 227,749 |
| Ottawa-Gatineau        | 195             | 174   | 205,103              | 218,399 | 209               | 203   | 206,075              | 207,903 | 167              | 245   | 206,811              | 199,906 |
| Gatineau               | 78              | 69    | 123,895              | 133,245 | 88                | 111   | 127,033              | 144,585 | 74               | 179   | 131,404              | 156,418 |
| Ottawa                 | 117             | 105   | 259,241              | 274,358 | 121               | 92    | 263,561              | 284,298 | 93               | 66    | 266,812              | 317,850 |
| Québec                 | 73              | 56    | 132,384              | 138,125 | 80                | 67    | 129,325              | 139,925 | 106              | 70    | 134,396              | 148,500 |
| Regina                 | 50              | 20    | 173,557              | 162,141 | 78                | 31    | 167,634              | 175,335 | 66               | 33    | 160,820              | 170,650 |
| Saguenay               | 3               | 5     | --                   | --      | 1                 | 1     | --                   | --      | 5                | 1     | --                   | --      |
| St. Catharines-Niagara | 110             | 83    | 194,672              | 210,006 | 114               | 103   | 207,835              | 210,710 | 100              | 93    | 205,787              | 213,675 |
| Saint John             | 15              | 14    | 118,502              | 165,536 | 17                | 18    | 141,788              | 173,833 | 16               | 18    | 138,094              | 154,974 |
| St. John's             | 18              | 14    | 174,856              | 150,971 | 17                | 12    | 177,435              | 133,925 | 13               | 9     | 181,869              | --      |
| Saskatoon              | 69              | 38    | 166,323              | 167,748 | 65                | 28    | 156,758              | 176,222 | 55               | 45    | 161,240              | 185,698 |
| Sherbrooke             | 9               | 5     | --                   | --      | 9                 | 4     | --                   | --      | 10               | 3     | 100,600              | --      |
| Thunder Bay            | 11              | 10    | 163,636              | 168,000 | 9                 | 8     | --                   | --      | 10               | 7     | 153,000              | --      |
| Toronto                | 939             | 691   | 277,626              | 284,542 | 593               | 852   | 338,482              | 297,445 | 593              | 685   | 310,230              | 314,023 |
| Trois-Rivières         | 25              | 14    | 80,876               | 95,714  | 24                | 15    | 88,621               | 100,667 | 34               | 15    | 93,644               | 92,333  |
| Vancouver              | 451             | 338   | 449,627              | 482,995 | 420               | 436   | 498,616              | 465,772 | 362              | 508   | 503,228              | 476,678 |
| Victoria               | 106             | 24    | 297,144              | 457,275 | 92                | 33    | 341,151              | 428,791 | 90               | 42    | 302,522              | 359,273 |
| Windsor                | 64              | 23    | 149,120              | 161,352 | 59                | 14    | 163,261              | 150,331 | 45               | 5     | 156,907              | --      |
| Winnipeg               | 129             | 106   | 196,801              | 204,745 | 169               | 131   | 191,236              | 217,922 | 125              | 92    | 193,560              | 226,347 |
| CMA Total/Total RMR    | 4,743           | 3,687 | 242,167              | 258,889 | 4,650             | 4,211 | 252,422              | 262,834 | 4,592            | 4,103 | 242,481              | 271,031 |

Table I6-2 / Tableau I6-2

Average Unit Price of Newly Completed and Unabsorbed Single-detached and Semi-detached Dwellings

Prix de vente moyens des maisons individuelles et jumelées nouvellement achevées mais non écoulées

Large CA / Grandes AR

|                                   | August/août     |       |                      |         | November/novembre |       |                      |         | February/février |       |                      |         |
|-----------------------------------|-----------------|-------|----------------------|---------|-------------------|-------|----------------------|---------|------------------|-------|----------------------|---------|
|                                   | Units Logements |       | Avg Price Prix Moyen |         | Units Logements   |       | Avg Price Prix Moyen |         | Units Logements  |       | Avg Price Prix Moyen |         |
|                                   | 2001            | 2002  | 2001                 | 2002    | 2001              | 2002  | 2001                 | 2002    | 2002             | 2003  | 2002                 | 2003    |
| Abbotsford*                       | 87              | **    | 233,494              | **      | 91                | **    | 232,538              | **      | **               | **    | **                   | **      |
| Barrie                            | 42              | 65    | 174,045              | 209,169 | 36                | 61    | 173,669              | 233,198 | 31               | 51    | 179,357              | 217,407 |
| Belleville                        | -               | -     | -                    | -       | -                 | -     | -                    | -       | -                | -     | -                    | -       |
| Brantford                         | 11              | 5     | 187,173              | --      | 12                | 7     | 172,000              | --      | 13               | 8     | 176,000              | --      |
| Cape Breton                       | 2               | -     | --                   | -       | 2                 | -     | --                   | -       | 1                | -     | --                   | -       |
| Charlottetown                     | 3               | -     | --                   | -       | 1                 | 8     | --                   | --      | 1                | 9     | --                   | --      |
| Chatham-Kent                      | 2               | 12    | --                   | 134,750 | 2                 | 10    | --                   | 126,400 | 3                | 5     | --                   | --      |
| Chilliwack                        | 19              | 9     | 212,789              | --      | 27                | 21    | 202,107              | 222,000 | 26               | 27    | 183,535              | 233,667 |
| Cornwall                          | 2               | 1     | --                   | --      | -                 | -     | -                    | -       | -                | -     | -                    | -       |
| Courtenay                         | 20              | 14    | 191,455              | 195,036 | 18                | 27    | 190,067              | 190,519 | 18               | **    | 191,994              | **      |
| Drummondville                     | 1               | -     | --                   | -       | 1                 | -     | --                   | -       | 1                | 1     | --                   | --      |
| Fredericton                       | 4               | 13    | --                   | 150,846 | 2                 | 17    | --                   | 164,765 | 15               | 15    | 139,860              | 165,260 |
| Granby                            | 2               | 7     | --                   | --      | -                 | 7     | -                    | --      | 6                | 23    | --                   | 118,261 |
| Guelph                            | 15              | 13    | 219,927              | 239,782 | 22                | 17    | 239,555              | 221,446 | 16               | 17    | 234,813              | 225,664 |
| Kamloops                          | 32              | 28    | 191,834              | 212,530 | 35                | 35    | 191,839              | 202,999 | 27               | 26    | 205,131              | 210,879 |
| Kawartha Lakes                    | **              | **    | **                   | **      | **                | **    | **                   | **      | **               | 4     | **                   | --      |
| Kelowna                           | 84              | 46    | 233,476              | 262,183 | 78                | 62    | 253,679              | 253,929 | 53               | 64    | 251,657              | 264,280 |
| Kingston*                         | 26              | **    | 164,077              | **      | 23                | **    | 169,130              | **      | **               | **    | **                   | **      |
| Lethbridge                        | 41              | 33    | 157,171              | 174,214 | 49                | 31    | 157,232              | 176,834 | 36               | 40    | 169,240              | 166,354 |
| Medicine Hat                      | 35              | 42    | 149,145              | 187,801 | 42                | 51    | 153,392              | 178,610 | 25               | 43    | 144,462              | 178,914 |
| Moncton                           | 12              | 31    | 111,392              | 137,594 | 19                | 16    | 121,789              | 143,850 | 41               | 27    | 126,276              | 128,285 |
| Nanaimo                           | 27              | 25    | 187,756              | 201,088 | 20                | 26    | 182,005              | 218,107 | 15               | 22    | 209,840              | 216,152 |
| Norfolk                           | **              | **    | **                   | **      | **                | **    | **                   | **      | **               | 3     | **                   | --      |
| North Bay                         | 20              | 13    | 157,240              | 138,200 | 25                | 13    | 156,232              | 152,431 | 16               | 7     | 160,956              | --      |
| Peterborough                      | 12              | 95    | 177,468              | 210,569 | 57                | 99    | 220,253              | 210,456 | 95               | 41    | 211,571              | 219,814 |
| Prince George                     | 17              | 10    | 191,033              | 165,740 | 19                | 15    | 197,205              | 171,237 | 19               | 16    | 183,984              | 183,956 |
| Red Deer                          | 42              | 49    | 183,984              | 184,467 | 43                | 51    | 185,655              | 197,104 | 40               | 58    | 194,380              | 196,121 |
| Rimouski                          | -               | -     | -                    | -       | -                 | 1     | -                    | --      | 4                | **    | --                   | **      |
| Saint-Hyacinthe                   | 2               | 5     | --                   | --      | 1                 | 10    | --                   | 138,300 | 4                | **    | --                   | **      |
| Saint-Jean-Iberville              | 12              | 13    | 149,167              | 109,538 | 14                | 10    | 112,357              | 110,200 | 20               | 13    | 124,200              | 114,154 |
| Sarnia                            | 20              | 40    | 189,235              | 190,800 | 32                | 41    | 192,728              | 181,583 | 32               | 34    | 191,744              | 186,291 |
| Sault Ste. Marie                  | 6               | 2     | --                   | --      | 4                 | 4     | --                   | --      | 4                | 4     | --                   | --      |
| Shawinigan                        | 5               | 2     | --                   | --      | 5                 | -     | --                   | -       | 4                | -     | --                   | -       |
| Vernon                            | 20              | 16    | 223,925              | 275,356 | 23                | 15    | 247,535              | 299,107 | 18               | 17    | 254,217              | 295,859 |
| Large CA Total / Total Grandes AR | 623             | 589   | 191,050              | 195,212 | 703               | 655   | 196,190              | 199,564 | 584              | 575   | 187,308              | 197,969 |
| Canada                            | 5,366           | 4,276 | 236,232              | 250,118 | 5,353             | 4,866 | 245,037              | 254,317 | 5,176            | 4,678 | 236,256              | 262,050 |

Table I7-1 - Tableau I7-1

Unabsorbed Multiple Dwelling Units (CMA) - Logements collectifs non écoulés (RMR)

February 2003 - février 2003

|                            | Mar<br>2002<br>mars | Apr<br>2002<br>avr | May<br>2002<br>mai | June<br>2002<br>juin | July<br>2002<br>juil | Aug<br>2002<br>août | Sept<br>2002<br>sept | Oct<br>2002<br>oct | Nov<br>2002<br>nov | Dec<br>2002<br>déc | Jan<br>2003<br>janv | Feb<br>2003<br>fév |
|----------------------------|---------------------|--------------------|--------------------|----------------------|----------------------|---------------------|----------------------|--------------------|--------------------|--------------------|---------------------|--------------------|
| Abbotsford                 | 21                  | 19                 | 19                 | 18                   | 18                   | 16                  | 17                   | 17                 | 18                 | 47                 | 41                  | 33                 |
| Calgary                    | 301                 | 289                | 285                | 287                  | 246                  | 220                 | 228                  | 228                | 205                | 210                | 187                 | 462                |
| Edmonton                   | 558                 | 424                | 404                | 444                  | 421                  | 315                 | 256                  | 386                | 369                | 385                | 380                 | 355                |
| Greater Sudbury            | -                   | -                  | -                  | -                    | -                    | -                   | -                    | -                  | -                  | -                  | -                   | -                  |
| Halifax                    | 466                 | 463                | 463                | 463                  | 353                  | 104                 | 47                   | 114                | 118                | 125                | 2                   | 123                |
| Hamilton                   | 348                 | 327                | 362                | 380                  | 369                  | 201                 | 180                  | 169                | 170                | 139                | 83                  | 89                 |
| Kingston                   | 12                  | 11                 | 11                 | 8                    | 4                    | 18                  | 12                   | 8                  | 2                  | -                  | -                   | -                  |
| Kitchener                  | 147                 | 144                | 137                | 269                  | 90                   | 94                  | 72                   | 76                 | 71                 | 67                 | 67                  | 62                 |
| London                     | 122                 | 89                 | 80                 | 83                   | 87                   | 56                  | 58                   | 59                 | 57                 | 53                 | 62                  | 67                 |
| Montréal                   | 1,023               | 923                | 886                | 872                  | 872                  | 848                 | 749                  | 819                | 835                | 854                | 667                 | 610                |
| Oshawa                     | 10                  | 7                  | 3                  | 6                    | 8                    | 11                  | 23                   | 15                 | 13                 | 18                 | 15                  | 12                 |
| Ottawa-Gatineau            | 181                 | 233                | 206                | 128                  | 141                  | 235                 | 232                  | 227                | 262                | 306                | 289                 | 272                |
| Gatineau                   | 64                  | 66                 | 64                 | -                    | -                    | 2                   | 2                    | 2                  | 5                  | 28                 | 30                  | 30                 |
| Ottawa                     | 117                 | 167                | 142                | 128                  | 141                  | 233                 | 230                  | 225                | 257                | 278                | 259                 | 242                |
| Québec                     | 33                  | 29                 | 57                 | 66                   | 75                   | 79                  | 46                   | 80                 | 69                 | 44                 | 17                  | 16                 |
| Regina                     | 45                  | 40                 | 36                 | 31                   | 31                   | 31                  | 70                   | 67                 | 60                 | 61                 | 60                  | 71                 |
| Saguenay                   | 6                   | 1                  | 23                 | 27                   | 6                    | 6                   | 6                    | 6                  | -                  | 4                  | 24                  | 7                  |
| St. Catharines-<br>Niagara | 25                  | 22                 | 25                 | 22                   | 18                   | 19                  | 24                   | 22                 | 23                 | 20                 | 20                  | 21                 |
| Saint John                 | 7                   | 8                  | 8                  | 8                    | 8                    | 6                   | 4                    | 3                  | 2                  | -                  | -                   | -                  |
| St. John's                 | -                   | -                  | -                  | -                    | -                    | -                   | -                    | 6                  | 6                  | 5                  | 4                   | 4                  |
| Saskatoon                  | 94                  | 108                | 79                 | 79                   | 92                   | 71                  | 62                   | 61                 | 61                 | 42                 | 43                  | 48                 |
| Sherbrooke                 | 4                   | -                  | -                  | 11                   | 3                    | 37                  | 37                   | 37                 | 46                 | 43                 | 43                  | 30                 |
| Thunder Bay                | 8                   | 6                  | 6                  | 6                    | 6                    | 6                   | 6                    | 6                  | 6                  | -                  | -                   | 3                  |
| Toronto                    | 699                 | 672                | 654                | 682                  | 739                  | 517                 | 935                  | 819                | 924                | 953                | 987                 | 1,107              |
| Trois-Rivières             | 5                   | 5                  | 2                  | 5                    | -                    | -                   | 6                    | 3                  | 3                  | 3                  | 6                   | 8                  |
| Vancouver                  | 759                 | 704                | 850                | 784                  | 703                  | 953                 | 811                  | 785                | 862                | 1,345              | 1,141               | 1,033              |
| Victoria                   | 88                  | 61                 | 114                | 123                  | 120                  | 106                 | 85                   | 75                 | 56                 | 41                 | 43                  | 61                 |
| Windsor                    | 25                  | 35                 | 37                 | 37                   | 36                   | 46                  | 46                   | 30                 | 49                 | 48                 | 35                  | 33                 |
| Winnipeg                   | 12                  | 11                 | 7                  | 7                    | 39                   | 35                  | 31                   | 31                 | 30                 | 30                 | 30                  | 102                |
| CMA Total/Total<br>RMR     | 4,999               | 4,631              | 4,754              | 4,846                | 4,485                | 4,030               | 4,043                | 4,149              | 4,317              | 4,843              | 4,246               | 4,629              |

Table I7-2 - Tableau I7-2

Unabsorbed Multiple Dwelling Units (Large CA) - Logements collectifs non écoulés (Grandes AR)

February 2003 - février 2003

|                                      | Mar<br>2002<br>mars | Apr<br>2002<br>avr | May<br>2002<br>mai | June<br>2002<br>juin | July<br>2002<br>juil | Aug<br>2002<br>août | Sept<br>2002<br>sept | Oct<br>2002<br>oct | Nov<br>2002<br>nov | Dec<br>2002<br>déc | Jan<br>2003<br>janv | Feb<br>2003<br>fév |
|--------------------------------------|---------------------|--------------------|--------------------|----------------------|----------------------|---------------------|----------------------|--------------------|--------------------|--------------------|---------------------|--------------------|
| Barrie                               | 64                  | 52                 | 49                 | 50                   | 50                   | 67                  | 67                   | 77                 | 88                 | 66                 | 79                  | 80                 |
| Belleville                           | -                   | -                  | -                  | -                    | -                    | -                   | -                    | -                  | -                  | -                  | -                   | -                  |
| Brantford                            | 9                   | 2                  | -                  | -                    | -                    | -                   | -                    | -                  | -                  | -                  | -                   | -                  |
| Cape Breton                          | **                  | **                 | **                 | **                   | **                   | **                  | **                   | **                 | **                 | **                 | **                  | **                 |
| Charlottetown                        | -                   | -                  | -                  | -                    | -                    | -                   | -                    | -                  | 1                  | -                  | -                   | -                  |
| Chatham-Kent                         | 4                   | 6                  | 10                 | 11                   | 11                   | 7                   | 8                    | 8                  | 2                  | 2                  | 2                   | 2                  |
| Chilliwack                           | -                   | -                  | 2                  | 2                    | 8                    | 2                   | 7                    | 8                  | 9                  | 6                  | 5                   | 9                  |
| Cornwall                             | -                   | -                  | -                  | -                    | -                    | -                   | -                    | -                  | -                  | -                  | -                   | -                  |
| Courtenay                            | 8                   | 8                  | 4                  | 3                    | 3                    | 1                   | 3                    | 14                 | 13                 | 14                 | **                  | **                 |
| Drummondville                        | 10                  | 84                 | 82                 | 24                   | 59                   | 21                  | 30                   | 17                 | 58                 | 67                 | 57                  | 55                 |
| Fredericton                          | 3                   | -                  | 6                  | -                    | -                    | -                   | -                    | 1                  | 28                 | 28                 | 28                  | 32                 |
| Granby                               | 26                  | 7                  | 5                  | 44                   | 27                   | 31                  | 25                   | 25                 | 23                 | 26                 | 28                  | 25                 |
| Guelph                               | 61                  | 66                 | 57                 | 47                   | 35                   | 30                  | 20                   | 20                 | 15                 | 20                 | 18                  | 39                 |
| Kamloops                             | 43                  | 42                 | 36                 | 30                   | 29                   | 45                  | 45                   | 42                 | 38                 | 38                 | 36                  | 35                 |
| Kawartha Lakes                       | **                  | **                 | **                 | **                   | **                   | **                  | **                   | **                 | **                 | **                 | 4                   | 4                  |
| Kelowna                              | 19                  | 30                 | 35                 | 37                   | 25                   | 83                  | 79                   | 45                 | 66                 | 65                 | 59                  | 70                 |
| Lethbridge                           | 1                   | -                  | -                  | -                    | -                    | -                   | -                    | -                  | 1                  | 1                  | -                   | -                  |
| Medicine Hat                         | 11                  | 5                  | -                  | 6                    | 2                    | 18                  | 64                   | 73                 | 80                 | 96                 | 79                  | 62                 |
| Moncton                              | 65                  | 54                 | 58                 | 58                   | 57                   | 101                 | 101                  | 63                 | 63                 | 65                 | 75                  | 120                |
| Nanaimo                              | 76                  | 76                 | 80                 | 75                   | 79                   | 78                  | 61                   | 54                 | 52                 | 55                 | 48                  | 48                 |
| Norfolk                              | **                  | **                 | **                 | **                   | **                   | **                  | **                   | **                 | **                 | **                 | **                  | **                 |
| North Bay                            | **                  | **                 | **                 | **                   | **                   | **                  | **                   | **                 | **                 | **                 | **                  | **                 |
| Peterborough                         | 4                   | 4                  | 4                  | 6                    | 4                    | 3                   | 3                    | 3                  | 5                  | 5                  | 7                   | 10                 |
| Prince George                        | -                   | 8                  | 1                  | 1                    | 1                    | -                   | -                    | -                  | -                  | -                  | -                   | -                  |
| Red Deer                             | 5                   | 5                  | 5                  | 5                    | 5                    | 5                   | 2                    | 2                  | 44                 | 45                 | 45                  | 48                 |
| Rimouski                             | -                   | -                  | -                  | -                    | -                    | -                   | -                    | -                  | -                  | -                  | **                  | **                 |
| Saint-Hyacinthe                      | 23                  | 18                 | 13                 | 13                   | 15                   | 7                   | 5                    | 5                  | 5                  | 5                  | **                  | **                 |
| Saint-Jean-Iberville                 | 1                   | 16                 | 12                 | 10                   | 28                   | 13                  | 10                   | 9                  | 11                 | 11                 | 12                  | 6                  |
| Sarnia                               | 1                   | 1                  | -                  | -                    | -                    | -                   | -                    | -                  | -                  | -                  | -                   | -                  |
| Sault Ste. Marie                     | 3                   | 2                  | 2                  | 1                    | 1                    | 1                   | 1                    | 1                  | 1                  | 1                  | 1                   | 1                  |
| Shawinigan                           | -                   | 7                  | 7                  | 3                    | -                    | -                   | -                    | -                  | -                  | -                  | -                   | -                  |
| Vernon                               | 63                  | 61                 | 49                 | 49                   | 47                   | 47                  | 47                   | 46                 | 38                 | 37                 | 22                  | 17                 |
| Large CA Total /<br>Total Grandes AR | 500                 | 554                | 517                | 475                  | 486                  | 560                 | 578                  | 513                | 641                | 653                | 605                 | 663                |



Table I8-1 - Tableau I8-1

Absorption of Newly Completed and Unabsorbed Multiple Dwellings by CMA (Rental and Co-op)

Écoulement des logements collectifs nouvellement achevés mais non écoulés, par RMR(Locatif et Coopératifs)

February 2003 - février 2003

| Area<br>Collectivité           | Completed<br>current<br>month<br>Achevés<br>mois<br>courant | Absorbed<br>at<br>completion<br>Écoulés à<br>l'achèvement | Unabsorbed<br>previous<br>month<br>Non écoulés<br>mois<br>précédent | Absb from inv<br>current month<br>Inv non-<br>écoulés<br>mois courant | Total<br>Absorbed<br>Total<br>log.<br>écoulés | Unabsorbed<br>current<br>month<br>Non écoulés<br>mois<br>courant | % absorbed<br>at completion<br>% écoulé à<br>l'achèvement | % absorbed<br>current<br>month<br>% écoulés<br>mois courant | Life of<br>Inventory<br>(months)<br>Durée de<br>l'inv (mois) |
|--------------------------------|---|---|---|---|---|--|---|---|--|
| Abbotsford                     | -   | -   | 26  | 8   | 8   | 18   | -   | 30.8  | 2.3  |
| Calgary                        | 341   | 129   | 17  | 7   | 136   | 222  | 37.8  | 38.0  | 31.7   |
| Edmonton                       | 59  | 54  | 294   | 22  | 76  | 277  | 91.5  | 21.5  | 12.6   |
| Greater<br>Sudbury             | -   | -   | -   | -   | -   | -  | -   | -   | -  |
| Halifax                        | 99  | -   | -   | -   | -   | 99   | 0.0   | 0.0   | -  |
| Hamilton                       | -   | -   | 7   | -   | -   | 7  | -   | 0.0   | ***  |
| Kingston                       | -   | -   | -   | -   | -   | -  | -   | -   | -  |
| Kitchener                      | 2   | 2   | 1   | -   | 2   | 1  | 100.0   | 66.7  | ***  |
| London                         | -   | -   | 4   | -   | -   | 4  | -   | 0.0   | ***  |
| Montréal                       | 126   | 116   | 131   | 53  | 169   | 88   | 92.1  | 65.8  | 1.7  |
| Oshawa                         | -   | -   | -   | -   | -   | -  | -   | -   | -  |
| Ottawa-<br>Gatineau            | 34  | 26  | 162   | 23  | 49  | 147  | 76.5  | 25.0  | 6.4  |
| Gatineau                       | -   | -   | 28  | -   | -   | 28   | -   | 0.0   | ***  |
| Ottawa                         | 34  | 26  | 134   | 23  | 49  | 119  | 76.5  | 29.2  | 5.2  |
| Québec                         | 58  | 58  | 9   | 3   | 61  | 6  | 100.0   | 91.0  | 2.0  |
| Regina                         | -   | -   | -   | -   | -   | -  | -   | -   | -  |
| Saguenay                       | 11  | 5   | 24  | 23  | 28  | 7  | 45.5  | 80.0  | 0.3  |
| St. Catharines-<br>Niagara     | -   | -   | -   | -   | -   | -  | -   | -   | -  |
| Saint John                     | 4   | 4   | -   | -   | 4   | -  | 100.0   | 100.0   | -  |
| St. John's                     | -   | -   | -   | -   | -   | -  | -   | -   | -  |
| Saskatoon                      | -   | -   | -   | -   | -   | -  | -   | -   | -  |
| Sherbrooke                     | 12  | 12  | 28  | 13  | 25  | 15   | 100.0   | 62.5  | 1.2  |
| Thunder Bay                    | 6   | 3   | -   | -   | 3   | 3  | 50.0  | 50.0  | -  |
| Toronto                        | 132   | 17  | 496   | 12  | 29  | 599  | 12.9  | 4.6   | 49.9   |
| Trois-Rivières                 | 4   | 2   | 2   | -   | 2   | 4  | 50.0  | 33.3  | ***  |
| Vancouver                      | 52  | 20  | 705   | 87  | 107   | 650  | 38.5  | 14.1  | 7.5  |
| Victoria                       | 24  | -   | -   | -   | -   | 24   | 0.0   | 0.0   | -  |
| Windsor                        | -   | -   | -   | -   | -   | -  | -   | -   | -  |
| Winnipeg                       | 72  | -   | 16  | -   | -   | 88   | 0.0   | 0.0   | ***  |
| <b>CMA Total<br/>Total RMR</b> | <b>1,036</b>  | <b>448</b>  | <b>1,922</b>  | <b>251</b>  | <b>699</b>                                    | <b>2,259</b>   | <b>43.2</b>   | <b>23.6</b>   | <b>9.0</b>   |

Table I8-2 - Tableau I8-2

Absorption of Newly Completed and Unabsorbed Multiple Dwellings by CMA (Homeowner and Condo)

Écoulement des logements collectifs nouvellement achevés mais non écoulés, par RMR(Prop.-occ. et Copropriété)

February 2003 - février 2003

| Area<br>Collectivité           | Completed<br>current month<br>Achevés<br>mois<br>courant | Absorbed<br>at<br>completion<br>Écoulés à<br>l'achèvement | Unabsorbed<br>previous<br>month<br>Non écoulés<br>mois<br>précédent | Absb from inv<br>current month<br>Inv non-<br>écoulés<br>mois courant | Total<br>Absorbed<br>Total<br>log.<br>écoulés | Unabsorbed<br>current<br>month<br>Non écoulés<br>mois<br>courant | % absorbed<br>at completion<br>% écoulé à<br>l'achèvement | % absorbed<br>current<br>month<br>% écoulés<br>mois courant | Life of<br>Inventory<br>(months)<br>Durée de<br>l'inv (mois) |
|--------------------------------|--|---|---|---|---|--|---|---|--|
| Abbotsford                     | 8  | 8   | 15  | -   | 8   | 15   | 100.0   | 34.8  | ***  |
| Calgary                        | 392  | 301   | 170   | 21  | 322   | 240  | 76.8  | 57.3  | 11.4   |
| Edmonton                       | 14   | 9   | 86  | 13  | 22  | 78   | 64.3  | 22.0  | 6.0  |
| Greater<br>Sudbury             | -  | -   | -   | -   | -   | -  | -   | -   | -  |
| Halifax                        | 22   | -   | 2   | -   | -   | 24   | 0.0   | 0.0   | ***  |
| Hamilton                       | 72   | 46  | 76  | 20  | 66  | 82   | 63.9  | 44.6  | 4.1  |
| Kingston                       | -  | -   | -   | -   | -   | -  | -   | -   | -  |
| Kitchener                      | 58   | 47  | 66  | 16  | 63  | 61   | 81.0  | 50.8  | 3.8  |
| London                         | 25   | 14  | 58  | 6   | 20  | 63   | 56.0  | 24.1  | 10.5   |
| Montréal                       | 251  | 165   | 536   | 100   | 265   | 522  | 65.7  | 33.7  | 5.2  |
| Oshawa                         | 16   | 16  | 15  | 3   | 19  | 12   | 100.0   | 61.3  | 4.0  |
| Ottawa-<br>Gatineau            | 115  | 103   | 127   | 14  | 117   | 125  | 89.6  | 48.3  | 8.9  |
| Gatineau                       | -  | -   | 2   | -   | -   | 2  | -   | 0.0   | ***  |
| Ottawa                         | 115  | 103   | 125   | 14  | 117   | 123  | 89.6  | 48.8  | 8.8  |
| Québec                         | 4  | 2   | 8   | -   | 2   | 10   | 50.0  | 16.7  | ***  |
| Regina                         | 30   | 18  | 60  | 1   | 19  | 71   | 60.0  | 21.1  | 71.0   |
| Saguenay                       | 2  | 2   | -   | -   | 2   | -  | 100.0   | 100.0   | -  |
| St. Catharines-<br>Niagara     | 3  | 2   | 20  | -   | 2   | 21   | 66.7  | 8.7   | ***  |
| Saint John                     | -  | -   | -   | -   | -   | -  | -   | -   | -  |
| St. John's                     | 6  | 6   | 4   | -   | 6   | 4  | 100.0   | 60.0  | ***  |
| Saskatoon                      | 33   | 27  | 43  | 1   | 28  | 48   | 81.8  | 36.8  | 48.0   |
| Sherbrooke                     | -  | -   | 15  | -   | -   | 15   | -   | 0.0   | ***  |
| Thunder Bay                    | -  | -   | -   | -   | -   | -  | -   | -   | -  |
| Toronto                        | 1,164  | 1,029   | 491   | 118   | 1,147   | 508  | 88.4  | 69.3  | 4.3  |
| Trois-Rivières                 | -  | -   | 4   | -   | -   | 4  | -   | 0.0   | ***  |
| Vancouver                      | 203  | 187   | 436   | 69  | 256   | 383  | 92.1  | 40.1  | 5.6  |
| Victoria                       | 19   | 15  | 43  | 10  | 25  | 37   | 78.9  | 40.3  | 3.7  |
| Windsor                        | 10   | 9   | 35  | 3   | 12  | 33   | 90.0  | 26.7  | 11.0   |
| Winnipeg                       | -  | -   | 14  | -   | -   | 14   | -   | 0.0   | ***  |
| <b>CMA Total<br/>Total RMR</b> | <b>2,447</b>   | <b>2,006</b>  | <b>2,324</b>  | <b>395</b>  | <b>2,401</b>                                  | <b>2,370</b>   | <b>82.0</b>   | <b>50.3</b>   | <b>6.0</b>   |

Table I9-1 - Tableau I9-1

Unabsorbed Multiple Dwelling Units - Logements collectifs non écoulés

By Intended Market - Par marché visé

CMA - RMR

February 2003 - février 2003

|                        | Homeownership<br>Prop.-occ. | Rental<br>Locatifs | Condo<br>Copropriété | Co-op<br>Coopératifs | Total |
|------------------------|-----------------------------|--------------------|----------------------|----------------------|-------|
| Abbotsford             | -                           | 18                 | 15                   | -                    | 33    |
| Calgary                | -                           | 222                | 240                  | -                    | 462   |
| Edmonton               | -                           | 277                | 78                   | -                    | 355   |
| Greater Sudbury        | -                           | -                  | -                    | -                    | -     |
| Halifax                | 14                          | 99                 | 10                   | -                    | 123   |
| Hamilton               | 38                          | 7                  | 44                   | -                    | 89    |
| Kingston               | -                           | -                  | -                    | -                    | -     |
| Kitchener              | 43                          | 1                  | 18                   | -                    | 62    |
| London                 | 7                           | 4                  | 56                   | -                    | 67    |
| Montréal               | 27                          | 88                 | 495                  | -                    | 610   |
| Oshawa                 | 10                          | -                  | 2                    | -                    | 12    |
| Ottawa-Gatineau        | 102                         | 147                | 23                   | -                    | 272   |
| Gatineau               | 2                           | 28                 | -                    | -                    | 30    |
| Ottawa                 | 100                         | 119                | 23                   | -                    | 242   |
| Québec                 | 7                           | 6                  | 3                    | -                    | 16    |
| Regina                 | -                           | -                  | 71                   | -                    | 71    |
| Saguenay               | -                           | 7                  | -                    | -                    | 7     |
| St. Catharines-Niagara | 9                           | -                  | 12                   | -                    | 21    |
| Saint John             | -                           | -                  | -                    | -                    | -     |
| St. John's             | 4                           | -                  | -                    | -                    | 4     |
| Saskatoon              | -                           | -                  | 48                   | -                    | 48    |
| Sherbrooke             | -                           | 15                 | 15                   | -                    | 30    |
| Thunder Bay            | -                           | 3                  | -                    | -                    | 3     |
| Toronto                | 77                          | 599                | 431                  | -                    | 1,107 |
| Trois-Rivières         | -                           | 4                  | 4                    | -                    | 8     |
| Vancouver              | 22                          | 650                | 361                  | -                    | 1,033 |
| Victoria               | -                           | 24                 | 37                   | -                    | 61    |
| Windsor                | 5                           | -                  | 28                   | -                    | 33    |
| Winnipeg               | -                           | 72                 | 14                   | 16                   | 102   |
| <b>CMA Total</b>       |                             |                    |                      |                      |       |
| <b>Total RMR</b>       | 365                         | 2,243              | 2,005                | 16                   | 4,629 |
| <b>Canada</b>          | 491                         | 2,555              | 2,230                | 16                   | 5,292 |

Table I9-2 - Tableau I9-2  
 Unabsorbed Multiple Dwelling Units - Logements collectifs non écoulés  
 By Intended Market - Par marché visé  
 Large CA - Grandes AR  
 February 2003 - février 2003

|                         | Homeownership<br>Prop.-occ. | Rental<br>Locatifs | Condo<br>Copropriété | Co-op<br>Coopératifs | Total |
|-------------------------|-----------------------------|--------------------|----------------------|----------------------|-------|
| Barrie                  | 80                          | -                  | -                    | -                    | 80    |
| Belleville              | -                           | -                  | -                    | -                    | -     |
| Brantford               | -                           | -                  | -                    | -                    | -     |
| Cape Breton             | -                           | -                  | -                    | -                    | -     |
| Charlottetown           | -                           | -                  | -                    | -                    | -     |
| Chatham-Kent            | 2                           | -                  | -                    | -                    | 2     |
| Chilliwack              | -                           | -                  | 9                    | -                    | 9     |
| Cornwall                | -                           | -                  | -                    | -                    | -     |
| Drummondville           | -                           | 54                 | 1                    | -                    | 55    |
| Fredericton             | 4                           | -                  | 28                   | -                    | 32    |
| Granby                  | -                           | 25                 | -                    | -                    | 25    |
| Guelph                  | 19                          | 20                 | -                    | -                    | 39    |
| Kamloops                | -                           | -                  | 35                   | -                    | 35    |
| Kawartha Lakes          | -                           | -                  | 4                    | -                    | 4     |
| Kelowna                 | -                           | 38                 | 32                   | -                    | 70    |
| Lethbridge              | -                           | -                  | -                    | -                    | -     |
| Medicine Hat            | 7                           | 49                 | 6                    | -                    | 62    |
| Moncton                 | -                           | 86                 | 34                   | -                    | 120   |
| Nanaimo                 | -                           | -                  | 48                   | -                    | 48    |
| Norfolk                 | -                           | -                  | -                    | -                    | -     |
| North Bay               | -                           | -                  | -                    | -                    | -     |
| Peterborough            | 8                           | -                  | 2                    | -                    | 10    |
| Prince George           | -                           | -                  | -                    | -                    | -     |
| Red Deer                | 2                           | 40                 | 6                    | -                    | 48    |
| Saint-Jean-Iberville    | -                           | -                  | 6                    | -                    | 6     |
| Sarnia                  | -                           | -                  | -                    | -                    | -     |
| Sault Ste. Marie        | 1                           | -                  | -                    | -                    | 1     |
| Shawinigan              | -                           | -                  | -                    | -                    | -     |
| Vernon                  | 3                           | -                  | 14                   | -                    | 17    |
| <b>Large CA Total</b>   |                             |                    |                      |                      |       |
| <b>Total Grandes AR</b> | 126                         | 312                | 225                  | -                    | 663   |
| <b>Canada</b>           | 491                         | 2,555              | 2,230                | 16                   | 5,292 |

Table I10-1 - Tableau I10-1  
 Absorbed Multiple Dwelling Units - Logements collectifs écoulés  
 By Intended Market - Par marché visé  
 CMA - RMR  
 February 2003 - février 2003

|                        | Homeownership<br>Prop.-occ. | Rental<br>Locatifs | Condo<br>Copropriété | Co-op<br>Coopératifs | Total |
|------------------------|-----------------------------|--------------------|----------------------|----------------------|-------|
| Abbotsford             | 8                           | 8                  | -                    | -                    | 16    |
| Calgary                | 10                          | 136                | 312                  | -                    | 458   |
| Edmonton               | -                           | 76                 | 22                   | -                    | 98    |
| Greater Sudbury        | -                           | -                  | -                    | -                    | -     |
| Halifax                | -                           | -                  | -                    | -                    | -     |
| Hamilton               | 49                          | -                  | 17                   | -                    | 66    |
| Kingston               | -                           | -                  | -                    | -                    | -     |
| Kitchener              | 56                          | 2                  | 7                    | -                    | 65    |
| London                 | 3                           | -                  | 17                   | -                    | 20    |
| Montréal               | 24                          | 169                | 241                  | -                    | 434   |
| Oshawa                 | 17                          | -                  | 2                    | -                    | 19    |
| Ottawa-Gatineau        | 115                         | 49                 | 2                    | -                    | 166   |
| Gatineau               | -                           | -                  | -                    | -                    | -     |
| Ottawa                 | 115                         | 49                 | 2                    | -                    | 166   |
| Québec                 | 2                           | 61                 | -                    | -                    | 63    |
| Regina                 | -                           | -                  | 19                   | -                    | 19    |
| Saguenay               | 2                           | 28                 | -                    | -                    | 30    |
| St. Catharines-Niagara | 2                           | -                  | -                    | -                    | 2     |
| Saint John             | -                           | 4                  | -                    | -                    | 4     |
| St. John's             | 6                           | -                  | -                    | -                    | 6     |
| Saskatoon              | -                           | -                  | 28                   | -                    | 28    |
| Sherbrooke             | -                           | 25                 | -                    | -                    | 25    |
| Thunder Bay            | -                           | 3                  | -                    | -                    | 3     |
| Toronto                | 185                         | 29                 | 962                  | -                    | 1,176 |
| Trois-Rivières         | -                           | 2                  | -                    | -                    | 2     |
| Vancouver              | 14                          | 107                | 242                  | -                    | 363   |
| Victoria               | -                           | -                  | 25                   | -                    | 25    |
| Windsor                | 12                          | -                  | -                    | -                    | 12    |
| Winnipeg               | -                           | -                  | -                    | -                    | -     |
| <b>CMA Total</b>       |                             |                    |                      |                      |       |
| <b>Total RMR</b>       | 505                         | 699                | 1,896                | -                    | 3,100 |
| <b>Canada</b>          | 530                         | 748                | 1,970                | -                    | 3,248 |

Table I10-2 - Tableau I10-2  
 Absorbed Multiple Dwelling Units - Logements collectifs écoulés  
 By Intended Market - Par marché visé  
 Large CA - Grandes AR  
 February 2003 - février 2003

|                         | Homeownership<br>Prop.-occ. | Rental<br>Locatifs | Condo<br>Copropriété | Co-op<br>Coopératifs | Total |
|-------------------------|-----------------------------|--------------------|----------------------|----------------------|-------|
| Barrie                  | 5                           | -                  | -                    | -                    | 5     |
| Belleville              | -                           | -                  | -                    | -                    | -     |
| Brantford               | -                           | -                  | -                    | -                    | -     |
| Cape Breton             | -                           | -                  | -                    | -                    | -     |
| Charlottetown           | -                           | -                  | -                    | -                    | -     |
| Chatham-Kent            | -                           | -                  | -                    | -                    | -     |
| Chilliwack              | -                           | 2                  | 3                    | -                    | 5     |
| Cornwall                | -                           | -                  | -                    | -                    | -     |
| Drummondville           | -                           | 5                  | -                    | -                    | 5     |
| Fredericton             | 2                           | 8                  | -                    | -                    | 10    |
| Granby                  | -                           | 3                  | -                    | -                    | 3     |
| Guelph                  | 7                           | 5                  | -                    | -                    | 12    |
| Kamloops                | -                           | -                  | 5                    | -                    | 5     |
| Kawartha Lakes          | -                           | -                  | -                    | -                    | -     |
| Kelowna                 | -                           | -                  | 39                   | -                    | 39    |
| Lethbridge              | -                           | -                  | -                    | -                    | -     |
| Medicine Hat            | 4                           | 20                 | 5                    | -                    | 29    |
| Moncton                 | -                           | -                  | -                    | -                    | -     |
| Nanaimo                 | -                           | -                  | -                    | -                    | -     |
| Norfolk                 | -                           | -                  | -                    | -                    | -     |
| North Bay               | -                           | -                  | -                    | -                    | -     |
| Peterborough            | 4                           | -                  | 1                    | -                    | 5     |
| Prince George           | -                           | -                  | -                    | -                    | -     |
| Red Deer                | -                           | 4                  | 12                   | -                    | 16    |
| Saint-Jean-Iberville    | 3                           | 2                  | 1                    | -                    | 6     |
| Sarnia                  | -                           | -                  | -                    | -                    | -     |
| Sault Ste. Marie        | -                           | -                  | -                    | -                    | -     |
| Shawinigan              | -                           | -                  | -                    | -                    | -     |
| Vernon                  | -                           | -                  | 8                    | -                    | 8     |
| <b>Large CA Total</b>   |                             |                    |                      |                      |       |
| <b>Total Grandes AR</b> | 25                          | 49                 | 74                   | -                    | 148   |
| <b>Canada</b>           | 530                         | 748                | 1,970                | -                    | 3,248 |



HOUSING

INFORMATION


MONTHLY

VOLUME J

MARKET ABSORPTION STATISTICS

CENSUS SUBDIVISIONS

FEBRUARY 2003



BULLETIN

MENSUEL

D'INFORMATION

SUR LE LOGEMENT

VOLUME J

STATISTIQUES D'ÉCOULEMENTS  
DU MARCHÉ

SUBDIVISION DE RECENSEMENT

FÉVRIER 2003

MARKET ANALYSIS CENTRE

CENTRE D'ANALYSE DE MARCHÉ



Canada

Get this publication earlier! Switch your current hardcopy subscription to e-mailed PDF. Contact CMHC at (613) 748-2006 or by e-mail at [Market\\_Analysis\\_Centre@cmhc-schl.gc.ca](mailto:Market_Analysis_Centre@cmhc-schl.gc.ca) to get your copy sent to you by e-mail.

Obtenez votre copie plus rapidement avec la distribution par courriel! Contactez le (613)748-2006 ou [centre\\_d'analyse\\_de\\_marche@cmhc-schl.gc.ca](mailto:centre_d'analyse_de_marche@cmhc-schl.gc.ca) pour les détails.

©2003, Canada Mortgage and Housing Corporation  
ISSN 1192-7984 Printed in Canada  
Electronic Product # 61504IBE

©2003, Société canadienne d'hypothèques et de logement  
ISSN 1192-7984 Imprimé au Canada  
Numéro de produit électronique 61504IBE



HOUSING INFORMATION  
MONTHLY

VOLUME J

MARKET ABSORPTION STATISTICS

CENSUS SUBDIVISIONS

FEBRUARY 2003

Table J1: Newfoundland and Labrador

Table J2: Prince Edward Island

Table J3: Nova Scotia

Table J4-1 J4-2: New Brunswick

Table J5-1 to J5-8: Quebec

Table J6-1 to J6-7: Ontario

Table J7: Manitoba

Table J8-1 J8-2: Saskatchewan

Table J9-1 to J9-4: Alberta

Table J10-1 to J10-4: British Columbia

BULLETIN MENSUEL  
D'INFORMATION SUR LE LOGEMENT

VOLUME J

STATISTIQUES D'ÉCOULEMENTS DU  
MARCHÉ

SUBDIVISION DE RECENSEMENT

FÉVRIER 2003

Tableau J1: Terre-Neuve

Tableau J2: Île-du-Prince-Édouard

Tableau J3: Nouvelle-Écosse

Tableau J4-1 J4-2: Nouveau-Brunswick

Tableau J5-1 à J5-8: Québec

Tableau J6-1 à J6-7: Ontario

Tableau J7: Manitoba

Tableau J8-1 J8-2: Saskatchewan

Tableau J9-1 à J9-4: Alberta

Tableau J10-1 à J10-4:  
Colombie-Britannique

\*2003 data based on 2001 final Census Definitions. 2002 data based on 2001 preliminary Census Definitions. / Les données de 2003 sont fondées sur les définitions finales du recensement de 2001. Les données de 2002 sont fondées sur les définitions préliminaires du recensement de 2001.

# HOUSING INFORMATION MONTHLY

## VOLUME J

### GEOGRAPHIC CHANGES BASED ON THE FINAL 2001 CENSUS DEFINITIONS.

FEBRUARY 2003

Chicoutimi-Jonquière CMA name changed to Saguenay CMA.

Saint-Jean-sur-Richelieu CA name changed to Saint-Jean-Iberville CA.

The CA's of Saint-Hyacinthe, Rimouski and Courtenay went from a Centre of 50,000+ population to a Centre of 10,000 to 49,999 population.

Lavaltrie, VI and Saint-Antoine de Lavaltrie, P have amalgamated to form Lavaltrie, V.

Repentigny, V and Le Gardeur V have amalgamated to form Repentigny, V.

The CA's of Kawartha Lakes and Norfolk went from a Centre of 10,000 to 49,999 population to a Centre of 50,000+ population.

Brant C is no longer part of Brantford CA. Brant C is now surveyed on a quarterly basis.

# BULLETIN MENSUEL D'INFORMATION SUR LE LOGEMENT

## VOLUME J

### CHANGEMENTS GÉOGRAPHIQUES FONDÉES SUR LES DÉFINITIONS FINALES DU RECENSEMENT DE 2001.

FÉVRIER 2003

Le nom de la RMR de Chicoutimi-Jonquière a été changé à la RMR de Saguenay.

Le nom de l'AR de Saint-Jean-sur-Richelieu a été changé à l'AR de Saint-Jean-Iberville.

Les AR de Saint-Hyacinthe, Rimouski et Courtenay ont passées d'un centre de 50 000 habitants et plus à un centre de 10 000 à 49 999 habitants.

Le village de Lavaltrie et la paroisse de Saint-Antoine de Lavaltrie ont fusionnés pour former la ville de Lavaltrie.

Les villes de Repentigny et Le Gardeur ont fusionnées pour former la ville de Repentigny.

Les AR de Kawartha Lakes et Norfolk ont passées d'un centre de 10 000 à 49 999 habitants à un centre de 50 000 habitants et plus.

La ville de Brant ne fait plus partie de l'AR de Brantford. La ville de Brant est maintenant enquêtée trimestriellement.

Table J1 - Tableau J1

Unabsorbed Units - Logements non-écoulés

Newfoundland &amp; Labrador - Terre-neuve et Labrador

February 2003 - février 2003

|            |                                   | Singles and Semis<br>Maisons individuelles et jumelées |          |          | Multiple Units<br>Logements collectifs |          |
|------------|-----------------------------------|--|----------|----------|--|----------|
|            |                                   | 2002   | 2003     |          | 2003                                   |          |
|            |                                   | DEC/DÉC  | JAN/JANV | FEB/FÉV  | JAN/JANV                               | FEB/FÉV  |
| St. John's | Bauline T                         | -  | -        | -        | -                                      | -        |
|            | Bay Bulls T                       | -  | -        | -        | -                                      | -        |
|            | Conception Bay South T            | 4  | 3        | 4        | -                                      | -        |
|            | Flatrock T                        | -  | -        | -        | -                                      | -        |
|            | Logy Bay-Middle Cove-Outer Cove T | -  | -        | -        | -                                      | -        |
|            | Mount Pearl C                     | -  | -        | -        | -                                      | -        |
|            | Paradise-St.Thomas T              | -  | -        | -        | -                                      | -        |
|            | Petty Harbour-Maddox Cove T       | -  | -        | -        | -                                      | -        |
|            | Portugal Cove-St Phillips T       | -  | -        | -        | -                                      | -        |
|            | Pouch Cove T                      | -  | -        | -        | -                                      | -        |
|            | St John's C                       | 6  | 5        | 5        | 4                                      | 4        |
|            | Torbay T                          | -  | -        | -        | -                                      | -        |
|            | Witless Bay T                     | -  | -        | -        | -                                      | -        |
|            | <b>Total</b>                      | <b>10</b>  | <b>8</b> | <b>9</b> | <b>4</b>                               | <b>4</b> |

Table J2 - Tableau J2

Unabsorbed Units - Logements non-écoulés

Prince Edward Island - Île-du-Prince-Édouard

February 2003 - février 2003

|               |                     | Singles and Semis<br>Maisons individuelles et jumelées |           |           | Multiple Units<br>Logements collectifs |          |
|---------------|---------------------|--|-----------|-----------|--|----------|
|               |                     | 2002   | 2003      |           | 2003                                   |          |
|               |                     | DEC/DÉC  | JAN/JANV  | FEB/FÉV   | JAN/JANV                               | FEB/FÉV  |
| Charlottetown | Brackley Com        | -  | -         | -         | -                                      | -        |
|               | Charlottetown C     | 2  | 2         | 2         | -                                      | -        |
|               | Clyde River Com     | -  | -         | -         | -                                      | -        |
|               | Cornwall T          | 1  | 3         | 3         | -                                      | -        |
|               | Indian Reserves     | -  | -         | -         | -                                      | -        |
|               | Lot 31              | -  | -         | -         | -                                      | -        |
|               | Lot 33              | -  | -         | -         | -                                      | -        |
|               | Lot 34              | -  | -         | -         | -                                      | -        |
|               | Lot 35              | -  | -         | -         | -                                      | -        |
|               | Lot 36              | -  | -         | -         | -                                      | -        |
|               | Lot 48              | -  | -         | -         | -                                      | -        |
|               | Lot 49              | -  | -         | -         | -                                      | -        |
|               | Lot 65              | -  | -         | -         | -                                      | -        |
|               | Meadowbank Com      | -  | -         | -         | -                                      | -        |
|               | Miltonvale Park Com | -  | -         | -         | -                                      | -        |
|               | Stratford T         | 4  | 5         | 5         | -                                      | -        |
|               | Union Road Com      | -  | -         | -         | -                                      | -        |
|               | Warren Grove Com    | -  | -         | -         | -                                      | -        |
|               | Winsloe South Com   | -  | -         | -         | -                                      | -        |
|               | <b>Total</b>        | <b>7</b>   | <b>10</b> | <b>10</b> | <b>-</b>                               | <b>-</b> |

Table J3 - Tableau J3  
 Unabsorbed Units - Logements non-écoulés  
 Nova Scotia - Nouvelle-Écosse  
 February 2003 - février 2003

|             |                 | Singles and Semis<br>Maisons individuelles et jumelées |          |         | Multiple Units<br>Logements collectifs |         |
|-------------|-----------------|--|----------|---------|--|---------|
|             |                 | 2002   | 2003     |         | 2003                                   |         |
|             |                 | DEC/DÉC  | JAN/JANV | FEB/FÉV | JAN/JANV                               | FEB/FÉV |
| Halifax     | Halifax RGM     | 58   | 40       | 45      | 2                                      | 123     |
|             | Indian Reserves | -  | -        | -       | -                                      | -       |
|             | <b>Total</b>    | 58   | 40       | 45      | 2                                      | 123     |
| Cape Breton | Cape Breton RGM | -  | -        | -       | -                                      | -       |
|             | Indian Reserves | -  | -        | -       | -                                      | -       |
|             | <b>Total</b>    | -  | -        | -       | -                                      | -       |

Table J4-1 - Tableau J4-1  
 Unabsorbed Units - Logements non-écoulés  
 New Brunswick - Nouveau-Brunswick  
 February 2003 - février 2003

|              |                       | Singles and Semis<br>Maisons individuelles et jumelées |          |         | Multiple Units<br>Logements collectifs |         |
|--------------|-----------------------|--|----------|---------|--|---------|
|              |                       | 2002   | 2003     |         | 2003                                   |         |
|              |                       | DEC/DÉC  | JAN/JANV | FEB/FÉV | JAN/JANV                               | FEB/FÉV |
| Saint John   | Grand Bay-Westfield T | -  | -        | 1       | -                                      | -       |
|              | Greenwick Par         | -  | -        | -       | -                                      | -       |
|              | Hampton Par           | -  | 1        | -       | -                                      | -       |
|              | Hampton T             | -  | -        | -       | -                                      | -       |
|              | Kingston Par          | -  | -        | -       | -                                      | -       |
|              | Lepreau Par           | -  | -        | -       | -                                      | -       |
|              | Musquash Par          | -  | -        | -       | -                                      | -       |
|              | Petersville Par       | -  | -        | -       | -                                      | -       |
|              | Quispamsis T          | 6  | 8        | 8       | -                                      | -       |
|              | Rothesay Par          | -  | -        | -       | -                                      | -       |
|              | Rothesay T            | 2  | 1        | 1       | -                                      | -       |
|              | Saint John C          | 2  | 4        | 5       | -                                      | -       |
|              | Saint Martins Par     | -  | -        | -       | -                                      | -       |
|              | Saint Martins VL      | -  | -        | -       | -                                      | -       |
|              | Simonds Par           | 3  | 3        | 3       | -                                      | -       |
|              | Upham Par             | -  | -        | -       | -                                      | -       |
|              | Westfield Par         | -  | -        | -       | -                                      | -       |
| <b>Total</b> | 13                    | 17   | 18       | -       | -                                      |         |
| Fredericton  | Bright Par            | -  | -        | -       | -                                      | -       |
|              | Douglas Par           | -  | -        | -       | -                                      | -       |
|              | Fredericton C         | 14   | 14       | 12      | 28                                     | 32      |
|              | Indian Reserves       | -  | -        | -       | -                                      | -       |
|              | Kingsclear Par        | -  | -        | 3       | -                                      | -       |
|              | Lincoln Par           | -  | -        | -       | -                                      | -       |
|              | Maugerville Par       | -  | -        | -       | -                                      | -       |
|              | New Maryland Par      | -  | -        | -       | -                                      | -       |
|              | New Maryland VL       | -  | -        | -       | -                                      | -       |
|              | Saint Mary's Par      | -  | -        | -       | -                                      | -       |
|              | <b>Total</b>          | 14   | 14       | 15      | 28                                     | 32      |

Table J4-2 - Tableau J4-2  
 Unabsorbed Units - Logements non-écoulés  
 New Brunswick - Nouveau-Brunswick  
 February 2003 - février 2003

|              |                               | Singles and Semis<br>Maisons individuelles et jumelées |           |           | Multiple Units<br>Logements collectifs |         |
|--------------|-------------------------------|--|-----------|-----------|--|---------|
|              |                               | 2002   | 2003      |           | 2003                                   |         |
|              |                               | DEC/DÉC  | JAN/JANV  | FEB/FÉV   | JAN/JANV                               | FEB/FÉV |
| Moncton      | Coverdale Par                 | 1  | 1         | -         | -                                      | -       |
|              | Dieppe C                      | 10   | 18        | 13        | 37                                     | 37      |
|              | Dorchester Par                | 2  | 2         | 1         | -                                      | -       |
|              | Dorchester VL                 | -  | -         | -         | -                                      | -       |
|              | Elgin Par                     | -  | -         | -         | -                                      | -       |
|              | Hillsborough Par              | -  | -         | -         | -                                      | -       |
|              | Hillsborough VL               | 1  | 1         | 1         | -                                      | -       |
|              | Indian Reserve (Fort Folly 1) | -  | -         | -         | -                                      | -       |
|              | Memramcook VL                 | 1  | -         | -         | -                                      | -       |
|              | Moncton C                     | 6  | 7         | 12        | 38                                     | 83      |
|              | Moncton Par                   | -  | -         | -         | -                                      | -       |
|              | Riverview T                   | 2  | 2         | 5         | -                                      | -       |
|              | Salisbury VL                  | -  | -         | -         | -                                      | -       |
| <b>Total</b> | <b>23</b>                     | <b>31</b>  | <b>32</b> | <b>75</b> | <b>120</b>                             |         |

Table J5-1 - Tableau J5-1  
 Unabsorbed Units - Logements non-écoulés  
 Quebec - Québec  
 February 2003 - février 2003

|                             |                 | Singles and Semis<br>Maisons individuelles et jumelées |          |         | Multiple Units<br>Logements collectifs |         |
|-----------------------------|-----------------|--|----------|---------|--|---------|
|                             |                 | 2002   | 2003     |         | 2003                                   |         |
|                             |                 | DEC/DÉC  | JAN/JANV | FEB/FÉV | JAN/JANV                               | FEB/FÉV |
| Gatineau                    | Cantley M       | 4  | 4        | 7       | -                                      | -       |
|                             | Chelsea M       | -  | -        | 1       | -                                      | -       |
|                             | Gatineau V      | 122  | 123      | 163     | 30                                     | 30      |
|                             | La Pêche M      | 1  | 1        | 3       | -                                      | -       |
|                             | Pontiac M       | -  | -        | -       | -                                      | -       |
|                             | Val-Des-Monts M | 3  | 3        | 5       | -                                      | -       |
|                             | <b>Total</b>    | 130  | 131      | 179     | 30                                     | 30      |
| Montréal<br>Île-de-Montréal | Montréal V      | 59   | 58       | 62      | 378                                    | 336     |
|                             | <b>Total</b>    | 59   | 58       | 62      | 378                                    | 336     |



Table J5-2 - Tableau J5-2  
 Unabsorbed Units - Logements non-écoulés  
 Quebec - Québec  
 February 2003 - février 2003

|                                  |                                 | Singles and Semis<br>Maisons individuelles et jumelées |            |            | Multiple Units<br>Logements collectifs |         |
|----------------------------------|---------------------------------|--|------------|------------|--|---------|
|                                  |                                 | 2002   | 2003       |            | 2003                                   |         |
|                                  |                                 | DEC/DÉC  | JAN/JANV   | FEB/FÉV    | JAN/JANV                               | FEB/FÉV |
| Montréal<br>South Shore/Rive-Sud | Beauharnois V                   | -  | -          | -          | 2                                      | 1       |
|                                  | Beloeil V                       | -  | -          | -          | 2                                      | 1       |
|                                  | Candiac V                       | 11   | 9          | 8          | 9                                      | 9       |
|                                  | Carignan V                      | 1  | 2          | 2          | -                                      | -       |
|                                  | Châteauguay V                   | 1  | 1          | 1          | -                                      | -       |
|                                  | Chambly V                       | 5  | 7          | 6          | -                                      | -       |
|                                  | Delson V                        | 1  | 1          | 1          | -                                      | -       |
|                                  | Léry V                          | -  | -          | -          | -                                      | -       |
|                                  | La Prairie V                    | 7  | 9          | 7          | 1                                      | 1       |
|                                  | Longueuil V                     | 57   | 52         | 48         | 116                                    | 115     |
|                                  | McMasterville M                 | 1  | 1          | 1          | 9                                      | 5       |
|                                  | Mercier V                       | 1  | -          | 2          | -                                      | -       |
|                                  | Mont-Saint-Hilaire V            | 10   | 8          | 9          | -                                      | -       |
|                                  | Otterburn Park V                | 1  | 1          | 1          | -                                      | -       |
|                                  | Réserve Indienne<br>(Kahnawake) | -  | -          | -          | -                                      | -       |
|                                  | Richelieu V                     | -  | -          | -          | -                                      | -       |
|                                  | Saint-Amable M                  | 4  | 1          | 1          | -                                      | -       |
|                                  | Saint-Basile-le-Grand V         | 9  | 10         | 10         | -                                      | -       |
|                                  | Saint-Constant V                | 3  | 4          | 4          | -                                      | -       |
|                                  | Saint-Isidore P                 | -  | -          | -          | -                                      | -       |
|                                  | Saint-Mathias-sur-Richelieu M   | -  | -          | -          | -                                      | -       |
|                                  | Saint-Mathieu M                 | -  | -          | -          | -                                      | -       |
|                                  | Saint-Mathieu-de-Beloeil M      | -  | -          | -          | -                                      | -       |
|                                  | Saint-Philippe M                | -  | 1          | 2          | -                                      | -       |
|                                  | Sainte-Catherine V              | 2  | 1          | 1          | 2                                      | 4       |
|                                  | Sainte-Julie V                  | 8  | 11         | 9          | 10                                     | 12      |
|                                  | Varenes V                       | 7  | 6          | 6          | 4                                      | 4       |
| <b>Total</b>                     | <b>129</b>                      | <b>125</b>   | <b>119</b> | <b>155</b> | <b>152</b>                             |         |

Table J5-3 - Tableau J5-3  
 Unabsorbed Units - Logements non-écoulés  
 Quebec - Québec  
 February 2003 - février 2003

|                                   |                                  | Singles and Semis<br>Maisons individuelles et jumelées |            |            | Multiple Units<br>Logements collectifs |            |
|-----------------------------------|----------------------------------|--|------------|------------|--|------------|
|                                   |                                  | 2002   | 2003       |            | 2003                                   |            |
|                                   |                                  | DEC/DÉC  | JAN/JANV   | FEB/FÉV    | JAN/JANV                               | FEB/FÉV    |
| Montréal<br>North Shore/Rive-Nord | Blainville V                     | 57   | 53         | 54         | -                                      | 2          |
|                                   | Bois-des-Filion V                | 4  | 3          | 3          | -                                      | -          |
|                                   | Boisbriand V                     | 3  | 2          | 2          | 2                                      | 2          |
|                                   | Charlemagne V                    | -  | -          | -          | -                                      | -          |
|                                   | Deux-Montagnes V                 | 6  | 6          | 6          | -                                      | -          |
|                                   | Gore CT                          | -  | -          | 1          | -                                      | -          |
|                                   | L'Assomption V                   | -  | 2          | 2          | -                                      | -          |
|                                   | Laval V                          | 89   | 97         | 101        | 46                                     | 40         |
|                                   | Lavaltrie V                      | 3  | 3          | 3          | -                                      | -          |
|                                   | Lorraine V                       | 1  | 4          | 4          | 13                                     | 13         |
|                                   | Mascouche V                      | 8  | 7          | 9          | -                                      | -          |
|                                   | Mirabel V                        | 31   | 30         | 30         | 12                                     | 11         |
|                                   | Oka                              | -  | -          | -          | -                                      | -          |
|                                   | Pointe-Calumet M                 | -  | -          | -          | -                                      | -          |
|                                   | Réserve Indienne<br>(Kanesatake) | -  | -          | -          | -                                      | -          |
|                                   | Repentigny V                     | 18   | 21         | 25         | 3                                      | 3          |
|                                   | Rosemere V                       | 3  | 1          | 1          | -                                      | -          |
|                                   | Saint-Colomban P                 | 1  | 1          | 2          | -                                      | -          |
|                                   | Saint-Eustache V                 | 6  | 5          | 4          | 18                                     | 16         |
|                                   | Saint-Jérôme V                   | 8  | 10         | 7          | 14                                     | 15         |
|                                   | Saint-Joseph-du-Lac M            | -  | -          | -          | -                                      | -          |
|                                   | Saint-Placide M                  | -  | -          | -          | -                                      | -          |
|                                   | Saint-Sulpice P                  | -  | -          | -          | -                                      | -          |
|                                   | Sainte-Anne-des-Plaines V        | 4  | 4          | 4          | 1                                      | 1          |
|                                   | Sainte-Marthe-sur-le-Lac V       | 7  | 6          | 8          | 3                                      | 2          |
|                                   | Sainte-Thérèse V                 | -  | -          | -          | 17                                     | 10         |
|                                   | Terrebonne V                     | 59   | 53         | 52         | 2                                      | 2          |
|                                   | <b>Total</b>                     | <b>308</b>   | <b>308</b> | <b>318</b> | <b>131</b>                             | <b>117</b> |

Table J5-4 - Tableau J5-4  
 Unabsorbed Units - Logements non-écoulés  
 Quebec - Québec  
 February 2003 - février 2003

|                           |                              | Singles and Semis<br>Maisons individuelles et jumelées |          |         | Multiple Units<br>Logements collectifs |         |
|---------------------------|------------------------------|--|----------|---------|--|---------|
|                           |                              | 2002   | 2003     |         | 2003                                   |         |
|                           |                              | DEC/DÉC  | JAN/JANV | FEB/FÉV | JAN/JANV                               | FEB/FÉV |
| Montréal<br>Others/Autres | Hudson V                     | 1  | 1        | 1       | -                                      | -       |
|                           | L'Île-Cadieux V              | -  | -        | -       | -                                      | -       |
|                           | L'Île-Perrot V               | 11   | 10       | 8       | -                                      | -       |
|                           | Les Cèdres M                 | -  | -        | 1       | -                                      | -       |
|                           | Notre-Dame-de-L'Île-Perrot M | 3  | 9        | 7       | -                                      | -       |
|                           | Pincourt V                   | 2  | 1        | 1       | -                                      | -       |
|                           | Pointe-des-Cascades VL       | -  | -        | 1       | -                                      | -       |
|                           | Saint-Lazare P               | 8  | 8        | 9       | -                                      | -       |
|                           | Terrasse-Vaudreuil M         | -  | -        | -       | -                                      | -       |
|                           | Vaudreuil-sur-le-Lac VL      | 1  | 1        | 1       | -                                      | -       |
|                           | Vaudreuil-Dorion V           | 15   | 15       | 14      | 3                                      | 5       |
|                           | <b>Total</b>                 | 41   | 45       | 43      | 3                                      | 5       |
| Montréal<br>CMA/RMR       | <b>Total</b>                 | 537  | 536      | 542     | 667                                    | 610     |

Table J5-5 - Tableau J5-5  
 Unabsorbed Units - Logements non-écoulés  
 Quebec - Québec  
 February 2003 - février 2003

|                           |                                     | Singles and Semis<br>Maisons individuelles et jumelées |           |           | Multiple Units<br>Logements collectifs |         |
|---------------------------|-------------------------------------|--|-----------|-----------|--|---------|
|                           |                                     | 2002   | 2003      |           | 2003                                   |         |
|                           |                                     | DEC/DÉC  | JAN/JANV  | FEB/FÉV   | JAN/JANV                               | FEB/FÉV |
| Québec                    | Beaumont P                          | -  | -         | -         | -                                      | -       |
|                           | Boischatel M                        | -  | -         | -         | -                                      | -       |
|                           | Château-Richer V                    | -  | -         | -         | -                                      | -       |
|                           | Fossambault-sur-le-Lac V            | -  | -         | -         | -                                      | -       |
|                           | Lévis V                             | 9  | 14        | 18        | 4                                      | 5       |
|                           | L'Ange-Gardien P                    | -  | -         | -         | -                                      | -       |
|                           | Lac-Beauport M                      | -  | -         | -         | -                                      | -       |
|                           | Lac-Delage V                        | -  | -         | -         | -                                      | -       |
|                           | Lac-Saint-Joseph V                  | -  | -         | -         | -                                      | -       |
|                           | Notre-Dame-des-Anges P              | -  | -         | -         | -                                      | -       |
|                           | Québec V                            | 36   | 38        | 36        | 13                                     | 11      |
|                           | Réserve Indienne (Wendake)          | -  | -         | -         | -                                      | -       |
|                           | Saint-Francois P                    | -  | -         | -         | -                                      | -       |
|                           | Saint-Gabriel-de-Valcartier M       | 1  | 1         | 1         | -                                      | -       |
|                           | Saint-Jean P                        | -  | -         | -         | -                                      | -       |
|                           | Saint-Joseph-de-la-Pointe-de-Levy P | -  | -         | -         | -                                      | -       |
|                           | Saint-Lambert-de-Lauzon P           | 1  | 1         | -         | -                                      | -       |
|                           | Saint-Laurent-de-l'Île-d'Orléans M  | -  | -         | -         | -                                      | -       |
|                           | Saint-Pierre-de-L'Île-d'Orléans M   | -  | -         | -         | -                                      | -       |
|                           | Sainte-Brigitte-de-Laval M          | 2  | 2         | 2         | -                                      | -       |
|                           | Sainte-Catherine(Jacques-Cartier) M | -  | -         | -         | -                                      | -       |
|                           | Sainte-Famille P                    | -  | -         | -         | -                                      | -       |
|                           | Sainte-Pétronille VL                | -  | -         | -         | -                                      | -       |
|                           | Shannon M                           | -  | -         | -         | -                                      | -       |
| Stoneham-et-Tewkesbury CU | 13                                  | 13   | 13        | -         | -                                      |         |
| <b>Total</b>              | <b>62</b>                           | <b>69</b>  | <b>70</b> | <b>17</b> | <b>16</b>                              |         |

Table J5-6 - Tableau J5-6  
 Unabsorbed Units - Logements non-écoulés  
 Quebec - Québec  
 February 2003 - février 2003

|                |                               | Singles and Semis<br>Maisons individuelles et jumelées |          |         | Multiple Units<br>Logements collectifs |         |
|----------------|-------------------------------|--|----------|---------|--|---------|
|                |                               | 2002   | 2003     |         | 2003                                   |         |
|                |                               | DEC/DÉC  | JAN/JANV | FEB/FÉV | JAN/JANV                               | FEB/FÉV |
| Saguenay       | Larouche P                    | -  | -        | -       | 22                                     | -       |
|                | Saguenay V                    | 1  | 1        | 1       | 2                                      | 7       |
|                | Saint-Fulgence M              | -  | -        | -       | -                                      | -       |
|                | Saint-Honoré M                | -  | -        | -       | -                                      | -       |
|                | Tremblay CT                   | -  | -        | -       | -                                      | -       |
|                | <b>Total</b>                  | 1  | 1        | 1       | 24                                     | 7       |
| Sherbrooke     | Ascot Corner M                | -  | -        | -       | -                                      | -       |
|                | Compton Station M             | -  | -        | -       | -                                      | -       |
|                | Hatley CT                     | 1  | 1        | 1       | -                                      | -       |
|                | North Hatley VL               | -  | -        | -       | -                                      | -       |
|                | Saint-Denis-de-Brompton P     | -  | -        | -       | -                                      | -       |
|                | Sherbrooke V                  | 3  | 3        | 2       | 43                                     | 30      |
|                | Stoke M                       | -  | -        | -       | -                                      | -       |
|                | Waterville V                  | -  | -        | -       | -                                      | -       |
|                | <b>Total</b>                  | 4  | 4        | 3       | 43                                     | 30      |
| Trois-Rivières | Bécancour V                   | -  | -        | -       | -                                      | -       |
|                | Champlain M                   | -  | -        | -       | -                                      | -       |
|                | Réserve Indienne (Wôlinak 11) | -  | -        | -       | -                                      | -       |
|                | Saint-Maurice P               | -  | -        | -       | -                                      | -       |
|                | Trois-Rivières V              | 14   | 15       | 15      | 6                                      | 8       |
|                | <b>Total</b>                  | 14   | 15       | 15      | 6                                      | 8       |

Table J5-7 - Tableau J5-7  
 Unabsorbed Units - Logements non-écoulés  
 Quebec - Québec  
 February 2003 - février 2003

|                 |                               | Singles and Semis<br>Maisons individuelles et jumelées |          |         | Multiple Units<br>Logements collectifs |         |
|-----------------|-------------------------------|--|----------|---------|--|---------|
|                 |                               | 2002   | 2003     |         | 2003                                   |         |
|                 |                               | DEC/DÉC  | JAN/JANV | FEB/FÉV | JAN/JANV                               | FEB/FÉV |
| Drummondville   | Drummondville V               | -  | -        | -       | 47                                     | 44      |
|                 | Saint-Charles-de-Drummond M   | -  | -        | -       | 10                                     | 11      |
|                 | Saint-Cyrille-de-Wendover M   | -  | -        | -       | -                                      | -       |
|                 | Saint-Lucien P                | -  | -        | -       | -                                      | -       |
|                 | Saint-Majorique-de-Grantham P | -  | -        | -       | -                                      | -       |
|                 | Saint-Nicéphore V             | 1  | 1        | 1       | -                                      | -       |
|                 | <b>Total</b>                  | 1  | 1        | 1       | 57                                     | 55      |
| Granby          | Bromont V                     | 2  | 6        | 3       | 2                                      | -       |
|                 | Granby CT                     | -  | -        | -       | -                                      | -       |
|                 | Granby V                      | 19   | 20       | 20      | 26                                     | 25      |
|                 | <b>Total</b>                  | 21   | 26       | 23      | 28                                     | 25      |
| Rimouski        | Le Bic M                      | 1  | **       | **      | **                                     | **      |
|                 | Rimouski V                    | -  | **       | **      | **                                     | **      |
|                 | Saint-Anaclet-de-Lessard P    | -  | **       | **      | **                                     | **      |
|                 | Saint-Narcisse-de-Rimouski P  | -  | **       | **      | **                                     | **      |
|                 | <b>Total</b>                  | 1  | **       | **      | **                                     | **      |
| Saint-Hyacinthe | Saint-Hyacinthe V             | 10   | **       | **      | **                                     | **      |
|                 | <b>Total</b>                  | 10   | **       | **      | **                                     | **      |

Table J5-8 - Tableau J5-8

Unabsorbed Units - Logements non-écoulés

Quebec - Québec

February 2003 - février 2003

|                      |                         | Singles and Semis<br>Maisons individuelles et jumelées |          |         | Multiple Units<br>Logements collectifs |         |
|----------------------|-------------------------|--|----------|---------|--|---------|
|                      |                         | 2002   | 2003     |         | 2003                                   |         |
|                      |                         | DEC/DÉC  | JAN/JANV | FEB/FÉV | JAN/JANV                               | FEB/FÉV |
| Saint-Jean-Iberville | Saint-Jean-Iberville V  | 14   | 13       | 13      | 12                                     | 6       |
|                      | <b>Total</b>            | 14   | 13       | 13      | 12                                     | 6       |
| Shawinigan           | Saint-Mathieu-du-Parc M | -  | -        | -       | -                                      | -       |
|                      | Shawinigan V            | -  | -        | -       | -                                      | -       |
|                      | <b>Total</b>            | -  | -        | -       | -                                      | -       |

Table J6-1 - Tableau J6-1  
 Unabsorbed Units - Logements non-écoulés  
 Ontario  
 February 2003 - février 2003

|                 |                      | Singles and Semis<br>Maisons individuelles et jumelées |          |         | Multiple Units<br>Logements collectifs |         |
|-----------------|----------------------|--|----------|---------|--|---------|
|                 |                      | 2002   | 2003     |         | 2003                                   |         |
|                 |                      | DEC/DÉC  | JAN/JANV | FEB/FÉV | JAN/JANV                               | FEB/FÉV |
| Greater Sudbury | Greater Sudbury C    | 10   | 16       | 11      | -                                      | -       |
|                 | Indian Reserves      | -  | -        | -       | -                                      | -       |
|                 | <b>Total</b>         | 10   | 16       | 11      | -                                      | -       |
| Hamilton        | Burlington C         | 30   | 26       | 30      | 62                                     | 68      |
|                 | Grimsby T            | 7  | 6        | 7       | 3                                      | 6       |
|                 | Hamilton C           | 175  | 184      | 181     | 18                                     | 15      |
|                 | <b>Total</b>         | 212  | 216      | 218     | 83                                     | 89      |
| Kingston        | Frontenac Islands TP | -  | -        | -       | -                                      | -       |
|                 | Kingston C           | 16   | 16       | 20      | -                                      | -       |
|                 | Loyalist TP          | 2  | 2        | 4       | -                                      | -       |
|                 | South Frontenac TP   | -  | -        | -       | -                                      | -       |
|                 | <b>Total</b>         | 18   | 18       | 24      | -                                      | -       |
| Kitchener       | Cambridge C          | 8  | 8        | 13      | 7                                      | 10      |
|                 | Kitchener C          | 56   | 57       | 60      | 53                                     | 45      |
|                 | North Dumfries TP    | -  | -        | -       | -                                      | -       |
|                 | Waterloo C           | 58   | 62       | 54      | 3                                      | 3       |
|                 | Woolwich TP          | 3  | 3        | 1       | 4                                      | 4       |
|                 | <b>Total</b>         | 125  | 130      | 128     | 67                                     | 62      |



Table J6-2 - Tableau J6-2  
 Unabsorbed Units - Logements non-écoulés  
 Ontario  
 February 2003 - février 2003

|        |                       | Singles and Semis<br>Maisons individuelles et jumelées |           |           | Multiple Units<br>Logements collectifs |            |
|--------|-----------------------|--|-----------|-----------|--|------------|
|        |                       | 2002   | 2003      |           | 2003                                   |            |
|        |                       | DEC/DÉC  | JAN/JANV  | FEB/FÉV   | JAN/JANV                               | FEB/FÉV    |
| London | Central Elgin M       | -  | -         | -         | 2                                      | 2          |
|        | London C              | 47   | 53        | 45        | 57                                     | 62         |
|        | Middlesex Centre TP   | 4  | 4         | 6         | 3                                      | 3          |
|        | Southwold TP          | 2  | 1         | 1         | -                                      | -          |
|        | St Thomas C           | 4  | 6         | 8         | -                                      | -          |
|        | Strathroy-Caradoc Twp | 17   | 21        | 17        | -                                      | -          |
|        | Thames Centre M       | 2  | 3         | 3         | -                                      | -          |
|        | <b>Total</b>          | <b>76</b>  | <b>88</b> | <b>80</b> | <b>62</b>                              | <b>67</b>  |
| Oshawa | Clarington T          | 11   | 14        | 11        | 2                                      | 1          |
|        | Oshawa C              | 8  | 10        | 9         | 7                                      | 7          |
|        | Whitby T              | 22   | 16        | 8         | 6                                      | 4          |
|        | <b>Total</b>          | <b>41</b>  | <b>40</b> | <b>28</b> | <b>15</b>                              | <b>12</b>  |
| Ottawa | Casselman VL          | -  | -         | -         | -                                      | -          |
|        | Clarence-Rockland C   | -  | -         | -         | 5                                      | 5          |
|        | Ottawa C              | 85   | 75        | 66        | 254                                    | 237        |
|        | Russell TP            | -  | -         | -         | -                                      | -          |
|        | <b>Total</b>          | <b>85</b>  | <b>75</b> | <b>66</b> | <b>259</b>                             | <b>242</b> |

Table J6-3 - Tableau J6-3  
 Unabsorbed Units - Logements non-écoulés  
 Ontario  
 February 2003 - février 2003

|                        |                                  | Singles and Semis<br>Maisons individuelles et jumelées |          |         | Multiple Units<br>Logements collectifs |         |
|------------------------|----------------------------------|--|----------|---------|--|---------|
|                        |                                  | 2002   | 2003     |         | 2003                                   |         |
|                        |                                  | DEC/DÉC  | JAN/JANV | FEB/FÉV | JAN/JANV                               | FEB/FÉV |
| St. Catharines-Niagara | Fort Erie T                      | 4  | 7        | 6       | -                                      | -       |
|                        | Lincoln T                        | 13   | 13       | 11      | 3                                      | 4       |
|                        | Niagara Falls C                  | 12   | 13       | 12      | 4                                      | 4       |
|                        | Niagara-on-the-Lake T            | 31   | 28       | 27      | 7                                      | 7       |
|                        | Pelham T                         | 5  | 4        | 2       | 1                                      | 1       |
|                        | Port Colborne C                  | -  | -        | -       | 1                                      | 1       |
|                        | St Catharines C                  | 24   | 27       | 27      | 4                                      | 4       |
|                        | Thorold C                        | 4  | 4        | -       | -                                      | -       |
|                        | Wainfleet TP                     | -  | -        | -       | -                                      | -       |
|                        | Welland C                        | 7  | 7        | 8       | -                                      | -       |
|                        | <b>Total</b>                     | 100  | 103      | 93      | 20                                     | 21      |
| Thunder Bay            | Conmee TP                        | -  | -        | -       | -                                      | -       |
|                        | Gillies TP                       | -  | -        | -       | -                                      | -       |
|                        | Indian Reserve(Fort Williams 52) | -  | -        | -       | -                                      | -       |
|                        | Neebing TP                       | -  | -        | -       | -                                      | -       |
|                        | O'Connor TP                      | -  | -        | -       | -                                      | -       |
|                        | Oliver Paipouge TP               | -  | -        | -       | -                                      | -       |
|                        | Shuniah TP                       | -  | -        | -       | -                                      | -       |
|                        | Thunder Bay C                    | 10   | 5        | 7       | -                                      | 3       |
| <b>Total</b>           | 10                               | 5  | 7        | -       | 3                                      |         |

Table J6-4 - Tableau J6-4  
 Unabsorbed Units - Logements non-écoulés  
 Ontario  
 February 2003 - février 2003

|                      |                              | Singles and Semis<br>Maisons individuelles et jumelées |          |         | Multiple Units<br>Logements collectifs |         |
|----------------------|------------------------------|--|----------|---------|--|---------|
|                      |                              | 2002   | 2003     |         | 2003                                   |         |
|                      |                              | DEC/DÉC  | JAN/JANV | FEB/FÉV | JAN/JANV                               | FEB/FÉV |
| Toronto Metro        | Toronto C                    | 64   | 63       | 61      | 784                                    | 908     |
|                      | <b>Total</b>                 | 64   | 63       | 61      | 784                                    | 908     |
| Toronto York         | Aurora T                     | 5  | 5        | 5       | 5                                      | 5       |
|                      | Chippewas of Georgina Island | -  | -        | -       | -                                      | -       |
|                      | East Gwillimbury T           | -  | -        | -       | -                                      | -       |
|                      | Georgina T                   | 8  | 8        | 8       | -                                      | -       |
|                      | King TP                      | -  | -        | -       | -                                      | -       |
|                      | Markham T                    | 36   | 37       | 37      | 18                                     | 18      |
|                      | Newmarket T                  | 7  | 7        | 7       | -                                      | -       |
|                      | Richmond Hill T              | 14   | 14       | 14      | -                                      | 3       |
|                      | Vaughan C                    | 7  | 7        | 7       | 2                                      | 37      |
|                      | Whitchurch-Stouffville T     | 1  | 1        | 1       | -                                      | -       |
|                      | <b>Total</b>                 | 78   | 79       | 79      | 25                                     | 63      |
| Toronto Peel         | Brampton C                   | 49   | 49       | 43      | -                                      | -       |
|                      | Caledon T                    | 9  | 9        | 1       | -                                      | -       |
|                      | Mississauga C                | 344  | 310      | 286     | 140                                    | 102     |
|                      | <b>Total</b>                 | 402  | 368      | 330     | 140                                    | 102     |
| Toronto Other/Autres | Ajax T                       | 18   | 15       | 12      | -                                      | -       |
|                      | Bradford West Gwillimbury T  | 30   | 51       | 46      | -                                      | -       |
|                      | Halton Hills T               | 18   | 26       | 24      | -                                      | -       |
|                      | Milton T                     | 94   | 66       | 40      | 1                                      | -       |
|                      | Mono TP                      | 1  | 1        | -       | -                                      | -       |
|                      | New Tecumseth T              | 42   | 45       | 45      | -                                      | -       |
|                      | Oakville T                   | 35   | 44       | 45      | 35                                     | 34      |
|                      | Orangeville T                | 2  | 2        | -       | -                                      | -       |
|                      | Pickering C                  | 8  | 4        | 3       | 2                                      | -       |
|                      | Uxbridge TP                  | -  | -        | -       | -                                      | -       |
| <b>Total</b>         | 248                          | 254  | 215      | 38      | 34                                     |         |
| Toronto CMA/RMR      | <b>Total</b>                 | 792  | 764      | 685     | 987                                    | 1,107   |

Table J6-5 - Tableau J6-5  
 Unabsorbed Units - Logements non-écoulés  
 Ontario  
 February 2003 - février 2003

|            |                | Singles and Semis<br>Maisons individuelles et jumelées |          |         | Multiple Units<br>Logements collectifs |         |
|------------|----------------|--|----------|---------|--|---------|
|            |                | 2002   | 2003     |         | 2003                                   |         |
|            |                | DEC/DÉC  | JAN/JANV | FEB/FÉV | JAN/JANV                               | FEB/FÉV |
| Windsor    | Amherstburg TP | -  | -        | -       | -                                      | -       |
|            | Essex T        | -  | -        | -       | -                                      | -       |
|            | Lakeshore T    | 2  | 2        | -       | -                                      | -       |
|            | LaSalle T      | -  | -        | -       | 22                                     | 22      |
|            | Tecumseh T     | -  | -        | -       | 8                                      | 8       |
|            | Windsor C      | 8  | 6        | 5       | 5                                      | 3       |
|            | <b>Total</b>   | 10   | 8        | 5       | 35                                     | 33      |
| Barrie     | Barrie C       | 23   | 25       | 16      | 79                                     | 80      |
|            | Innisfil T     | 1  | 5        | 4       | -                                      | -       |
|            | Springwater TP | 35   | 36       | 31      | -                                      | -       |
|            | <b>Total</b>   | 59   | 66       | 51      | 79                                     | 80      |
| Belleville | Belleville C   | -  | -        | -       | -                                      | -       |
|            | Quinte West C  | -  | -        | -       | -                                      | -       |
|            | <b>Total</b>   | -  | -        | -       | -                                      | -       |
| Brantford  | Brant C        | 3  | **       | **      | **                                     | **      |
|            | Brantford C    | 4  | 4        | 8       | -                                      | -       |
|            | <b>Total</b>   | 7  | 4        | 8       | -                                      | -       |

Table J6-6 - Tableau J6-6  
 Unabsorbed Units - Logements non-écoulés  
 Ontario  
 February 2003 - février 2003

|                |                              | Singles and Semis<br>Maisons individuelles et jumelées |          |         | Multiple Units<br>Logements collectifs |         |
|----------------|------------------------------|--|----------|---------|--|---------|
|                |                              | 2002   | 2003     |         | 2003                                   |         |
|                |                              | DEC/DÉC  | JAN/JANV | FEB/FÉV | JAN/JANV                               | FEB/FÉV |
| Chatham-Kent   | Chatham-Kent C               | 9  | 3        | 5       | 2                                      | 2       |
|                | Indian Reserve (Moravian 47) | -  | -        | -       | -                                      | -       |
|                | <b>Total</b>                 | 9  | 3        | 5       | 2                                      | 2       |
| Cornwall       | Akwasasne (Part)             | -  | -        | -       | -                                      | -       |
|                | Cornwall C                   | -  | -        | -       | -                                      | -       |
|                | South Glengarry TP           | -  | -        | -       | -                                      | -       |
|                | South Stormont TP            | -  | -        | -       | -                                      | -       |
|                | <b>Total</b>                 | -  | -        | -       | -                                      | -       |
| Guelph         | Guelph C                     | 14   | 12       | 16      | 15                                     | 37      |
|                | Guelph/Eramosa TP            | 2  | 1        | 1       | 3                                      | 2       |
|                | <b>Total</b>                 | 16   | 13       | 17      | 18                                     | 39      |
| Kawartha Lakes | Kawartha Lakes C             | **   | 4        | 4       | 4                                      | 4       |
|                | <b>Total</b>                 | **   | 4        | 4       | 4                                      | 4       |
| Norfolk        | Norfolk T                    | **   | 3        | 3       | -                                      | -       |
|                | <b>Total</b>                 | **   | 3        | 3       | -                                      | -       |

Table J6-7 - Tableau J6-7  
 Unabsorbed Units - Logements non-écoulés  
 Ontario  
 February 2003 - février 2003

|                  |                                     | Singles and Semis<br>Maisons individuelles et jumelées |          |         | Multiple Units<br>Logements collectifs |         |
|------------------|-------------------------------------|--|----------|---------|--|---------|
|                  |                                     | 2002   | 2003     |         | 2003                                   |         |
|                  |                                     | DEC/DÉC  | JAN/JANV | FEB/FÉV | JAN/JANV                               | FEB/FÉV |
| North Bay        | Bonfield TP                         | -  | -        | -       | -                                      | -       |
|                  | East Ferris TP                      | -  | -        | -       | -                                      | -       |
|                  | Indian Reserve (Nipissing 10)       | -  | -        | -       | -                                      | -       |
|                  | North Bay C                         | 8  | 9        | 7       | -                                      | -       |
|                  | North Himsworth TP                  | -  | -        | -       | -                                      | -       |
|                  | <b>Total</b>                        | 8  | 9        | 7       | -                                      | -       |
| Peterborough     | Cavan-Millbrook-North Monaghan      | 12   | 12       | 2       | -                                      | -       |
|                  | Douro-Dummer TP                     | 12   | 12       | -       | -                                      | -       |
|                  | Indian Reserves                     | 1  | 1        | 1       | -                                      | -       |
|                  | Otonabee-South Monaghan TP          | 3  | 3        | -       | -                                      | -       |
|                  | Peterborough C                      | 40   | 35       | 5       | 5                                      | 9       |
|                  | Smith-Ennismore-Lakefield TP        | 33   | 33       | 33      | 2                                      | 1       |
|                  | <b>Total</b>                        | 101  | 96       | 41      | 7                                      | 10      |
| Sarnia           | Indian Reserve (Sarnia 45)          | -  | -        | -       | -                                      | -       |
|                  | Point Edward VL                     | -  | -        | -       | -                                      | -       |
|                  | Sarnia C                            | 27   | 29       | 33      | -                                      | -       |
|                  | St. Clair TP                        | 3  | 2        | 1       | -                                      | -       |
|                  | <b>Total</b>                        | 30   | 31       | 34      | -                                      | -       |
| Sault Ste. Marie | Indian Reserves                     | -  | -        | -       | -                                      | -       |
|                  | Laird TP                            | -  | -        | -       | -                                      | -       |
|                  | MacDonald, Meredith and Aberdeen TP | -  | -        | -       | -                                      | -       |
|                  | Prince TP                           | -  | -        | -       | -                                      | -       |
|                  | Sault Ste Marie C                   | 5  | 5        | 4       | 1                                      | 1       |
|                  | <b>Total</b>                        | 5  | 5        | 4       | 1                                      | 1       |

Table J7 - Tableau J7  
 Unabsorbed Units - Logements non-écoulés  
 Manitoba  
 February 2003 - février 2003

|          |                       | Singles and Semis<br>Maisons individuelles et jumelées |          |         | Multiple Units<br>Logements collectifs |         |
|----------|-----------------------|--|----------|---------|--|---------|
|          |                       | 2002   | 2003     |         | 2003                                   |         |
|          |                       | DEC/DÉC  | JAN/JANV | FEB/FÉV | JAN/JANV                               | FEB/FÉV |
| Winnipeg | Brokenhead 4 R        | -  | 1        | 1       | -                                      | -       |
|          | East St Paul RM       | 15   | 12       | 11      | -                                      | -       |
|          | Headingley RM         | 1  | 1        | 1       | -                                      | -       |
|          | Ritchot RM            | 2  | 1        | 1       | -                                      | -       |
|          | Rosser RM             | -  | -        | -       | 2                                      | 2       |
|          | Springfield RM        | 1  | 1        | 2       | -                                      | -       |
|          | St Clements RM        | -  | -        | 1       | -                                      | -       |
|          | St Francois Xavier RM | -  | -        | -       | -                                      | -       |
|          | Tache RM              | -  | -        | -       | -                                      | -       |
|          | West St Paul RM       | 1  | 1        | -       | -                                      | -       |
|          | Winnipeg C            | 74   | 75       | 75      | 28                                     | 100     |
|          | <b>Total</b>          | 94   | 92       | 92      | 30                                     | 102     |

Table J8-1 - Tableau J8-1  
 Unabsorbed Units - Logements non-écoulés  
 Saskatchewan  
 February 2003 - février 2003

|              |                    | Singles and Semis<br>Maisons individuelles et jumelées |           |           | Multiple Units<br>Logements collectifs |         |
|--------------|--------------------|--|-----------|-----------|--|---------|
|              |                    | 2002   | 2003      |           | 2003                                   |         |
|              |                    | DEC/DÉC  | JAN/JANV  | FEB/FÉV   | JAN/JANV                               | FEB/FÉV |
| Regina       | Balgonie T         | -  | -         | -         | -                                      | -       |
|              | Belle Plaine VL    | -  | -         | -         | -                                      | -       |
|              | Buena Vista VL     | -  | -         | -         | -                                      | -       |
|              | Disley VL          | -  | -         | -         | -                                      | -       |
|              | Edenwold No 158 RM | -  | -         | -         | -                                      | -       |
|              | Edenwold VL        | -  | -         | -         | -                                      | -       |
|              | Grand Coulee VL    | -  | -         | -         | -                                      | -       |
|              | Lumsden Beach RV   | -  | -         | -         | -                                      | -       |
|              | Lumsden No 189 RM  | -  | -         | -         | -                                      | -       |
|              | Lumsden T          | -  | -         | -         | -                                      | -       |
|              | Pense No 160 RM    | -  | -         | -         | -                                      | -       |
|              | Pense VL           | -  | -         | -         | -                                      | -       |
|              | Pilot Butte T      | -  | -         | -         | -                                      | -       |
|              | Regina Beach T     | -  | -         | -         | 6                                      | 6       |
|              | Regina C           | 30   | 27        | 33        | 54                                     | 65      |
|              | Sherwood No 159 RM | -  | -         | -         | -                                      | -       |
|              | White City VL      | -  | -         | -         | -                                      | -       |
| <b>Total</b> | <b>30</b>          | <b>27</b>  | <b>33</b> | <b>60</b> | <b>71</b>                              |         |



Table J8-2 - Tableau J8-2  
 Unabsorbed Units - Logements non-écoulés  
 Saskatchewan  
 February 2003 - février 2003

|              |                               | Singles and Semis<br>Maisons individuelles et jumelées |           |           | Multiple Units<br>Logements collectifs |         |
|--------------|-------------------------------|--|-----------|-----------|--|---------|
|              |                               | 2002   | 2003      |           | 2003                                   |         |
|              |                               | DEC/DÉC  | JAN/JANV  | FEB/FÉV   | JAN/JANV                               | FEB/FÉV |
| Saskatoon    | Allan T                       | -  | -         | -         | -                                      | -       |
|              | Asquith T                     | -  | -         | -         | -                                      | -       |
|              | Blucher NO 343 RM             | -  | -         | -         | -                                      | -       |
|              | Bradwell VL                   | -  | -         | -         | -                                      | -       |
|              | Clavet VL                     | -  | -         | -         | -                                      | -       |
|              | Colonsay No. 342 RM           | -  | -         | -         | -                                      | -       |
|              | Colonsay T                    | -  | -         | -         | -                                      | -       |
|              | Corman Park No 344 RM         | -  | -         | -         | -                                      | -       |
|              | Dalmeny T                     | -  | -         | -         | -                                      | -       |
|              | Delisle T                     | -  | -         | -         | -                                      | -       |
|              | Dundurn No 314 RM             | -  | -         | -         | -                                      | -       |
|              | Dundurn T                     | -  | -         | -         | -                                      | -       |
|              | Elstow VL                     | -  | -         | -         | -                                      | -       |
|              | Indian Reserve (WHITE CAP 94) | -  | -         | -         | -                                      | -       |
|              | Langham T                     | -  | -         | -         | -                                      | -       |
|              | Martensville T                | 1  | 2         | 2         | -                                      | -       |
|              | Meacham VL                    | -  | -         | -         | -                                      | -       |
|              | Osler T                       | -  | -         | -         | -                                      | -       |
|              | Saskatoon C                   | 24   | 22        | 43        | 43                                     | 48      |
|              | Shields RV                    | -  | -         | -         | -                                      | -       |
|              | Thode RV                      | -  | -         | -         | -                                      | -       |
|              | Vanscoy No 345 RM             | -  | -         | -         | -                                      | -       |
| Vanscoy VL   | -                             | -  | -         | -         | -                                      |         |
| Warman T     | -                             | -  | -         | -         | -                                      |         |
| <b>Total</b> | <b>25</b>                     | <b>24</b>  | <b>45</b> | <b>43</b> | <b>48</b>                              |         |

Table J9-1 - Tableau J9-1  
 Unabsorbed Units - Logements non-écoulés  
 Alberta  
 February 2003 - février 2003

|         |                              | Singles and Semis<br>Maisons individuelles et jumelées |          |         | Multiple Units<br>Logements collectifs |         |
|---------|------------------------------|--|----------|---------|--|---------|
|         |                              | 2002   | 2003     |         | 2003                                   |         |
|         |                              | DEC/DÉC  | JAN/JANV | FEB/FÉV | JAN/JANV                               | FEB/FÉV |
| Calgary | Airdrie C                    | 46   | 43       | 46      | 11                                     | 47      |
|         | Beiseker VL                  | -  | -        | -       | -                                      | -       |
|         | Calgary C                    | 562  | 527      | 565     | 172                                    | 409     |
|         | Chestermere T                | 18   | 21       | 25      | 1                                      | 1       |
|         | Cochrane T                   | 19   | 18       | 22      | 2                                      | 4       |
|         | Crossfield T                 | -  | -        | -       | -                                      | -       |
|         | Indian Reserves (Sarcee 145) | -  | -        | -       | -                                      | -       |
|         | Irricana VL                  | 1  | 1        | 1       | -                                      | -       |
|         | Rocky View No 44 MD          | 24   | 21       | 19      | 1                                      | 1       |
|         | <b>Total</b>                 | 670  | 631      | 678     | 187                                    | 462     |

Table J9-2 - Tableau J9-2  
 Unabsorbed Units - Logements non-écoulés  
 Alberta  
 February 2003 - février 2003

|                      |                     | Singles and Semis<br>Maisons individuelles et jumelées |            |            | Multiple Units<br>Logements collectifs |         |
|----------------------|---------------------|--|------------|------------|--|---------|
|                      |                     | 2002   | 2003       |            | 2003                                   |         |
|                      |                     | DEC/DÉC  | JAN/JANV   | FEB/FÉV    | JAN/JANV                               | FEB/FÉV |
| Edmonton<br>North    | Betula Beach SV     | -  | -          | -          | -                                      | -       |
|                      | Bon Accord T        | -  | -          | -          | -                                      | -       |
|                      | Bruderheim T        | -  | -          | -          | -                                      | -       |
|                      | Edmonton C          | 218  | 207        | 220        | 336                                    | 316     |
|                      | Entwistle VL        | -  | -          | -          | -                                      | -       |
|                      | Fort Saskatchewan C | 12   | 11         | 10         | 3                                      | 2       |
|                      | Gibbons T           | -  | -          | -          | -                                      | -       |
|                      | Indian Reserves     | -  | -          | -          | -                                      | -       |
|                      | Kapasiwin SV        | -  | -          | -          | -                                      | -       |
|                      | Lakeview SV         | -  | -          | -          | -                                      | -       |
|                      | Legal VL            | -  | -          | -          | -                                      | -       |
|                      | Morinville T        | 4  | 3          | 3          | -                                      | -       |
|                      | Parkland County CM  | 3  | 2          | 3          | -                                      | -       |
|                      | Point Alison SV     | -  | -          | -          | -                                      | -       |
|                      | Redwater T          | -  | -          | -          | -                                      | -       |
|                      | Seba Beach SV       | -  | -          | -          | -                                      | -       |
|                      | Spring Lake         | -  | -          | -          | -                                      | -       |
|                      | Spruce Grove C      | 21   | 21         | 23         | -                                      | -       |
|                      | St Albert C         | 46   | 55         | 58         | 12                                     | 7       |
|                      | Stony Plain T       | 17   | 15         | 17         | -                                      | 5       |
| Strathcona County SM | 49                  | 58   | 61         | 3          | 6                                      |         |
| Sturgeon County MD   | -                   | -  | -          | -          | -                                      |         |
| Wabamun VL           | -                   | -  | -          | -          | -                                      |         |
| <b>Total</b>         | <b>370</b>          | <b>372</b>   | <b>395</b> | <b>354</b> | <b>336</b>                             |         |

Table J9-3 - Tableau J9-3  
 Unabsorbed Units - Logements non-écoulés  
 Alberta  
 February 2003 - février 2003

|                     |                   | Singles and Semis<br>Maisons individuelles et jumelées |          |         | Multiple Units<br>Logements collectifs |         |
|---------------------|-------------------|--|----------|---------|--|---------|
|                     |                   | 2002   | 2003     |         | 2003                                   |         |
|                     |                   | DEC/DÉC  | JAN/JANV | FEB/FÉV | JAN/JANV                               | FEB/FÉV |
| Edmonton<br>South   | Beaumont T        | 3  | 3        | 4       | 4                                      | -       |
|                     | Calmar T          | 1  | 1        | 1       | -                                      | -       |
|                     | Devon T           | 5  | 9        | 10      | -                                      | -       |
|                     | Golden Days SV    | -  | -        | -       | -                                      | -       |
|                     | Itaska Beach SV   | -  | -        | -       | -                                      | -       |
|                     | Leduc C           | 6  | 6        | 9       | 22                                     | 19      |
|                     | Leduc County CM   | -  | -        | -       | -                                      | -       |
|                     | New Sarepta VL    | 1  | 1        | 1       | -                                      | -       |
|                     | Sundance Beach SV | -  | -        | -       | -                                      | -       |
|                     | Thorsby VL        | -  | -        | -       | -                                      | -       |
|                     | Warburg VL        | -  | -        | -       | -                                      | -       |
|                     | <b>Total</b>      | 16   | 20       | 25      | 26                                     | 19      |
| Edmonton<br>CMA/RMR | <b>Total</b>      | 386  | 392      | 420     | 380                                    | 355     |

Table J9-4 - Tableau J9-4  
 Unabsorbed Units - Logements non-écoulés  
 Alberta  
 February 2003 - février 2003

|              |                     | Singles and Semis<br>Maisons individuelles et jumelées |          |         | Multiple Units<br>Logements collectifs |         |
|--------------|---------------------|--|----------|---------|--|---------|
|              |                     | 2002   | 2003     |         | 2003                                   |         |
|              |                     | DEC/DÉC  | JAN/JANV | FEB/FÉV | JAN/JANV                               | FEB/FÉV |
| Lethbridge   | Lethbridge C        | 34   | 30       | 41      | -                                      | -       |
|              | <b>Total</b>        | 34   | 30       | 41      | -                                      | -       |
| Medicine Hat | Cypress County M.D. | 7  | -        | 2       | -                                      | -       |
|              | Medicine Hat C      | 31   | 31       | 41      | 65                                     | 50      |
|              | Redcliff T          | -  | -        | -       | 14                                     | 12      |
|              | <b>Total</b>        | 38   | 31       | 43      | 79                                     | 62      |
| Red Deer     | Red Deer C          | 45   | 47       | 58      | 45                                     | 48      |
|              | <b>Total</b>        | 45   | 47       | 58      | 45                                     | 48      |

Table J10-1 - Tableau J10-1  
 Unabsorbed Units - Logements non-écoulés  
 British Columbia - Colombie-Britannique  
 February 2003 - février 2003

|            |                     | Singles and Semis<br>Maisons individuelles et jumelées |          |         | Multiple Units<br>Logements collectifs |         |
|------------|---------------------|--|----------|---------|--|---------|
|            |                     | 2002   | 2003     |         | 2003                                   |         |
|            |                     | DEC/DÉC  | JAN/JANV | FEB/FÉV | JAN/JANV                               | FEB/FÉV |
| Abbotsford | Abbotsford C        | 60   | 66       | 54      | 41                                     | 33      |
|            | Fraser Valley H RDA | -  | -        | -       | -                                      | -       |
|            | Indian Reserve      | -  | -        | -       | -                                      | -       |
|            | Mission DM          | 6  | 8        | 6       | -                                      | -       |
|            | <b>Total</b>        | 66   | 74       | 60      | 41                                     | 33      |
| Victoria   | Capital H RDA       | 1  | 1        | 1       | -                                      | -       |
|            | Central Saanich DM  | -  | 2        | 1       | -                                      | -       |
|            | Colwood C           | 1  | 3        | 1       | -                                      | -       |
|            | Esquimalt DM        | 2  | 4        | 6       | 4                                      | 4       |
|            | Highlands DM        | -  | -        | -       | -                                      | -       |
|            | Indian Reserves     | 1  | 1        | 1       | -                                      | -       |
|            | Langford DM         | 5  | 8        | 6       | -                                      | -       |
|            | Metchosin DM        | -  | -        | -       | -                                      | -       |
|            | North Saanich DM    | -  | -        | 1       | -                                      | -       |
|            | Oak Bay DM          | 1  | 1        | 1       | 3                                      | 3       |
|            | Saanich DM          | 18   | 21       | 19      | 2                                      | 1       |
|            | Sidney T            | -  | -        | -       | 9                                      | 8       |
|            | Sooke DM            | -  | -        | -       | -                                      | -       |
|            | Victoria C          | 6  | 8        | 6       | 25                                     | 45      |
|            | View Royal T        | 3  | 7        | 5       | -                                      | -       |
|            | <b>Total</b>        | 38   | 56       | 48      | 43                                     | 61      |

Table J10-2 - Tableau J10-2  
 Unabsorbed Units - Logements non-écoulés  
 British Columbia - Colombie-Britannique  
 February 2003 - février 2003

|                   |                         | Singles and Semis<br>Maisons individuelles et jumelées |          |         | Multiple Units<br>Logements collectifs |         |
|-------------------|-------------------------|--|----------|---------|--|---------|
|                   |                         | 2002   | 2003     |         | 2003                                   |         |
|                   |                         | DEC/DÉC  | JAN/JANV | FEB/FÉV | JAN/JANV                               | FEB/FÉV |
| Greater Vancouver | Anmore VL               | 2  | 2        | 2       | -                                      | -       |
|                   | Belcarra VL             | -  | -        | -       | -                                      | -       |
|                   | Bowen Island IM         | -  | -        | -       | -                                      | -       |
|                   | Burnaby C               | 102  | 84       | 85      | 47                                     | 29      |
|                   | Coquitlam C             | 9  | 8        | 9       | 26                                     | 27      |
|                   | Delta DM                | 5  | 6        | 9       | 5                                      | 2       |
|                   | Greater Vancouver A RDA | 1  | 1        | 1       | 9                                      | 9       |
|                   | Indian Reserves         | -  | -        | -       | -                                      | -       |
|                   | Katzie 1 IR             | -  | -        | -       | -                                      | -       |
|                   | Langley 5 IR            | -  | -        | -       | -                                      | -       |
|                   | Lions Bay VL            | -  | -        | -       | -                                      | -       |
|                   | New Westminster C       | 3  | 3        | 2       | -                                      | -       |
|                   | North Vancouver C       | 3  | 4        | 5       | 24                                     | 23      |
|                   | North Vancouver DM      | 5  | 4        | 4       | 62                                     | 58      |
|                   | Port Coquitlam C        | 3  | 2        | 4       | 5                                      | 4       |
|                   | Port Moody C            | 4  | 5        | 6       | -                                      | -       |
|                   | Richmond C              | 49   | 45       | 50      | 24                                     | 24      |
|                   | Surrey C                | 121  | 148      | 147     | 115                                    | 101     |
|                   | Vancouver C             | 96   | 84       | 99      | 683                                    | 639     |
|                   | West Vancouver DM       | 9  | 12       | 12      | -                                      | -       |
| White Rock C      | 2                       | 2  | 7        | -       | -                                      |         |
| Whonnock 1 R      | -                       | -  | -        | -       | -                                      |         |
|                   | <b>Total</b>            | 414  | 410      | 442     | 1,000                                  | 916     |
| Vancouver Other   | Langley C               | -  | 1        | 1       | 24                                     | 14      |
|                   | Langley DM              | 36   | 39       | 31      | 96                                     | 88      |
|                   | Maple Ridge DM          | 25   | 31       | 34      | 21                                     | 15      |
|                   | Pitt Meadows DM         | 1  | 1        | 2       | -                                      | -       |
|                   | <b>Total</b>            | 62   | 72       | 68      | 141                                    | 117     |
| Vancouver CMA/RMR | <b>Total</b>            | 476  | 482      | 510     | 1,141                                  | 1,033   |

Table J10-3 - Tableau J10-3  
 Unabsorbed Units - Logements non-écoulés  
 British Columbia - Colombie-Britannique  
 February 2003 - février 2003

|            |                       | Singles and Semis<br>Maisons individuelles et jumelées |          |         | Multiple Units<br>Logements collectifs |         |
|------------|-----------------------|--|----------|---------|--|---------|
|            |                       | 2002   | 2003     |         | 2003                                   |         |
|            |                       | DEC/DÉC  | JAN/JANV | FEB/FÉV | JAN/JANV                               | FEB/FÉV |
| Chilliwack | Chilliwack DM         | 27   | 30       | 27      | 5                                      | 9       |
|            | Fraser Valley D RDA   | -  | -        | -       | -                                      | -       |
|            | Fraser Valley E RDA   | -  | -        | -       | -                                      | -       |
|            | Indian Reserves       | -  | -        | -       | -                                      | -       |
|            | <b>Total</b>          | 27   | 30       | 27      | 5                                      | 9       |
| Courtenay  | Comox T               | 6  | **       | **      | **                                     | **      |
|            | Comox-Strathcona A    | -  | **       | **      | **                                     | **      |
|            | Comox-Strathcona B    | 1  | **       | **      | **                                     | **      |
|            | Comox-Strathcona K    | -  | **       | **      | **                                     | **      |
|            | Courtenay C           | 24   | **       | **      | **                                     | **      |
|            | Cumberland VL         | 1  | **       | **      | **                                     | **      |
|            | Indian Reserves       | -  | **       | **      | **                                     | **      |
|            | <b>Total</b>          | 32   | **       | **      | **                                     | **      |
| Kamloops   | Indian Reserves       | 3  | 3        | 3       | -                                      | -       |
|            | Kamloops C            | 26   | 26       | 23      | 36                                     | 35      |
|            | Logan Lake DM         | -  | -        | -       | -                                      | -       |
|            | Thompson-Nicola J RDA | -  | -        | -       | -                                      | -       |
|            | Thompson-Nicola P RDA | -  | -        | -       | -                                      | -       |
|            | <b>Total</b>          | 29   | 29       | 26      | 36                                     | 35      |



Table J10-4 - Tableau J10-4  
 Unabsorbed Units - Logements non-écoulés  
 British Columbia - Colombie-Britannique  
 February 2003 - février 2003

|               |                         | Singles and Semis<br>Maisons individuelles et jumelées |           |           | Multiple Units<br>Logements collectifs |           |
|---------------|-------------------------|--|-----------|-----------|--|-----------|
|               |                         | 2002   | 2003      |           | 2003                                   |           |
|               |                         | DEC/DÉC  | JAN/JANV  | FEB/FÉV   | JAN/JANV                               | FEB/FÉV   |
| Kelowna       | Central Okanagan G RDA  | 9  | 7         | 6         | -                                      | -         |
|               | Central Okanagan H RDA  | 9  | 10        | 7         | -                                      | -         |
|               | Central Okanagan I RDA  | 1  | 1         | 2         | -                                      | -         |
|               | Indian Reserves         | -  | -         | -         | -                                      | -         |
|               | Kelowna C               | 41   | 49        | 51        | 59                                     | 70        |
|               | Lake Country DM         | -  | -         | -         | -                                      | -         |
|               | Peachland DM            | -  | -         | -         | -                                      | -         |
|               | <b>Total</b>            | <b>60</b>  | <b>67</b> | <b>66</b> | <b>59</b>                              | <b>70</b> |
| Nanaimo       | Indian Reserves         | -  | -         | -         | -                                      | -         |
|               | Nanaimo A RDA           | 2  | 2         | 1         | -                                      | -         |
|               | Nanaimo B RDA           | 1  | 1         | 1         | 7                                      | 7         |
|               | Nanaimo C               | 28   | 26        | 25        | 41                                     | 41        |
|               | Nanaimo C RDA           | -  | -         | -         | -                                      | -         |
|               | Nanaimo D RDA           | 2  | -         | -         | -                                      | -         |
|               | Nanaimo E RDA           | 2  | 2         | 1         | -                                      | -         |
|               | <b>Total</b>            | <b>35</b>  | <b>31</b> | <b>28</b> | <b>48</b>                              | <b>48</b> |
| Prince George | Fort George (Shelley) A | -  | -         | -         | -                                      | -         |
|               | Fraser-Fort George A    | 3  | 3         | 3         | -                                      | -         |
|               | Fraser-Fort George C    | 1  | 1         | 1         | -                                      | -         |
|               | Fraser-Fort George D    | -  | -         | -         | -                                      | -         |
|               | Fraser-Fort George F    | -  | -         | -         | -                                      | -         |
|               | Prince George C         | 17   | 17        | 16        | -                                      | -         |
|               | <b>Total</b>            | <b>21</b>  | <b>21</b> | <b>20</b> | <b>-</b>                               | <b>-</b>  |
| Vernon        | Coldstream DM           | -  | -         | 1         | -                                      | -         |
|               | Indian Reserves         | -  | -         | -         | -                                      | -         |
|               | Lumby VL                | -  | -         | -         | -                                      | -         |
|               | North Okanagan B        | -  | -         | -         | -                                      | -         |
|               | North Okanagan C RDA    | -  | -         | -         | -                                      | -         |
|               | North Okanagan D RDA    | -  | -         | -         | -                                      | -         |
|               | North Okanagan E RDA    | -  | -         | -         | -                                      | -         |
|               | Vernon C                | 15   | 15        | 16        | 22                                     | 17        |
|               | <b>Total</b>            | <b>15</b>  | <b>15</b> | <b>17</b> | <b>22</b>                              | <b>17</b> |