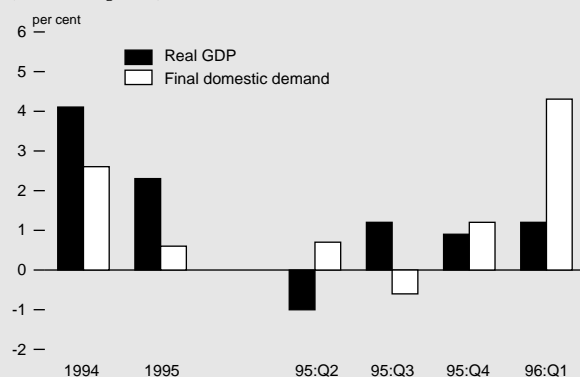


Government of Canada Securities

A Publication of the Department of Finance

June 1996

Real GDP, final domestic demand (annualized growth)



Source: Statistics Canada.

Selected Canadian economic statistics

	1994	1995			1996	
		1995	Q2	Q3	Q4	Q1
Annualized growth rates						
Real gross domestic product	4.1	2.3	-1.0	1.2	0.9	1.2
GDP excluding inventories	3.6	2.0	-1.2	2.2	2.6	0.0
Final domestic demand	2.6	0.6	0.7	-0.6	1.2	4.3
Employment	2.1	1.6	0.5	0.6	1.1	2.7
Other						
Unemployment rate	10.4	9.5	9.5	9.5	9.4	9.5
Current account balance (per cent of nominal GDP)	-3.0	-1.4	-2.5	-1.2	-0.2	-1.0

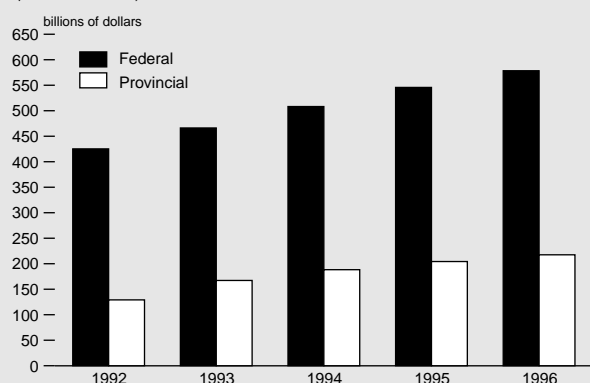
Source: Statistics Canada.

International CPI inflation comparisons (per cent change in CPI)

	Average annual growth					1995												
	1991	1992	1993	1994	1995	Apr	May	Jun	Jul	Aug	Sep	Oct	Nov	Dec	Jan	Feb	Mar	
Canada	5.6	1.5	1.8	0.2	2.1	2.5	2.9	2.7	2.5	2.3	2.3	2.4	2.1	1.7	1.6	1.3	1.4	
United States	4.2	3.0	3.0	2.6	2.8	3.1	3.2	3.0	2.8	2.6	2.5	2.8	2.6	2.5	2.7	2.7	2.8	
Germany	3.5	5.1	4.5	2.7	1.8	2.0	1.8	1.9	1.8	1.7	1.8	1.8	1.7	1.8	1.5	1.6	1.7	
Japan	3.3	1.6	1.3	0.7	0.0	-0.2	0.0	0.3	0.1	-0.2	0.2	-0.6	-0.7	-0.3	-0.4	-0.2	0.1	

Sources: Statistics Canada, OECD, Department of Finance.

Canadian public sector debt (as of March 31)



Source: Department of Finance.

Representative Canadian interest rates

	1995	1995			1996		
		Q2	Q3	Q4	Q1	Mar	Apr
Bank rate	7.31	7.59	6.72	6.50	5.37	5.25	5.00
Chartered bank prime rate	8.65	9.25	8.08	7.75	7.00	6.75	6.50
3-month Treasury bills	7.05	7.33	6.52	6.18	5.12	5.02	4.78
10-year Canada bonds	8.08	8.00	8.05	7.39	7.39	7.64	7.76
30-year Canada bonds	8.41	8.32	8.45	7.85	7.95	8.14	8.26

Canada-U.S. interest rate differentials

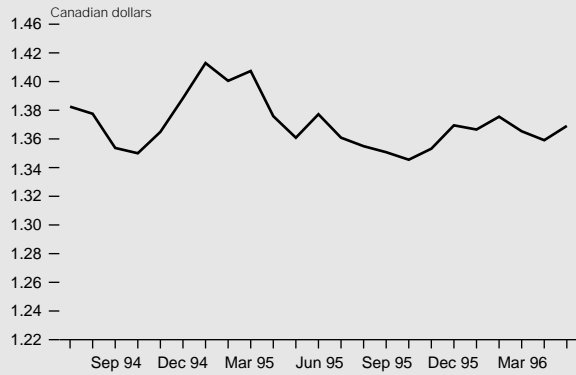
	1995	1995			1996		
		Q2	Q3	Q4	Q1	Mar	Apr
3-month Treasury bills	1.45	1.61	1.05	0.87	0.03	-0.10	-0.32
10-year Canada bonds	1.56	1.54	1.70	1.54	1.39	1.31	1.18

Sources: Bank of Canada, Department of Finance.

Government of Canada Securities

Exchange rate

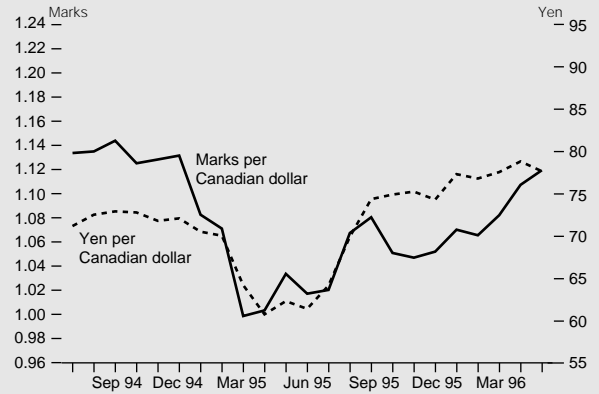
(Canadian dollars per U.S. dollar)



Source: Bank of Canada Review.

Exchange rates

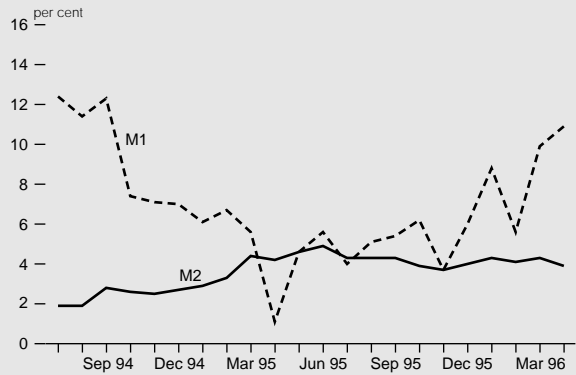
(Marks and yen per Canadian dollar)



Source: Bank of Canada Review.

Canadian monetary aggregates

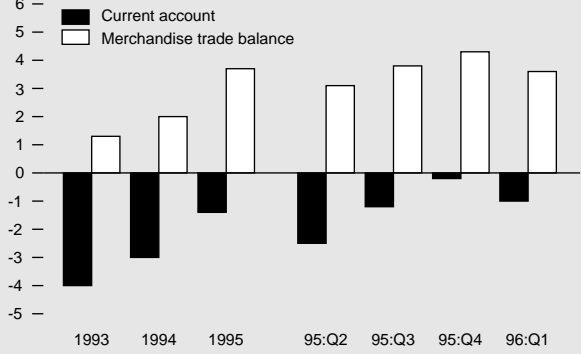
(year-over-year percentage growth)



Source: Bank of Canada Review.

Canada's current account balance and merchandise trade balance

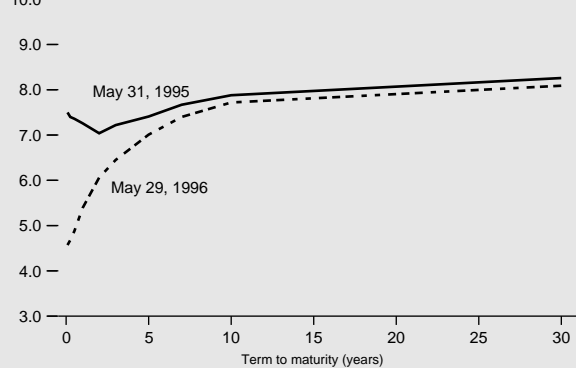
per cent of nominal GDP



Source: Statistics Canada.

Canadian yield curve

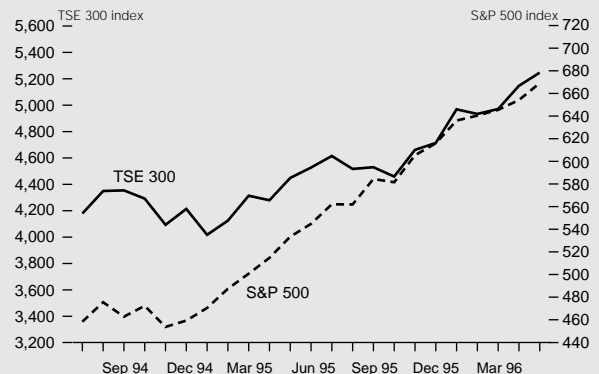
per cent



Sources: Bank of Canada Review, Department of Finance.

Stock market averages

(Canada and the U.S.)



Source: Bank of Canada Review.

Government of Canada Securities

Upcoming dates of interest

Second quarter national accounts release – August 30, 1996

Government of Canada bond market benchmarks, June 5, 1996

Term	Maturity	Coupon	Amount outstanding	Yield June 5/96
		(%)	(millions of dollars)	(%)
Fixed coupon:				
2-year	Mar 15/98	6.00	5,700	6.03
3-year	Nov 1/98	8.00	5,100	6.36
5-year	Mar 1/01	7.50	9,400	7.01
10-year	Dec 1/06	7.00	6,700	7.70
30-year	Jun 1/25	9.00	8,900	8.07
Real return:				
30-year	Dec 1/21	4.25	5,175	4.76

The normal bid-ask spread on these bonds is 5 cents.

Source: Department of Finance.

Forthcoming Government of Canada bond auctions

Type of issue	Auction/offering date (1996)	Further details of issue (1996)	Dated and delivered (1996)	Amount maturing (millions of dollars)
5-year auction	Jun 19	Jun 13	Jul 2	—
3-year auction*	Jul 10	Jul 3	Jul 17	—
30-year auction*	Jul 24	Jul 18	Aug 1	3,800
10-year auction*	Aug 7	Aug 1	Aug 15	—
5-year auction*	Aug 21	Aug 15	Sep 3	—
RRB auction**	Aug 28	Aug 22	Sep 6	—
2-year auction*	Sep 4	Aug 29	Sep 16	5,155

*Quarterly issue.

**Single-price auction format.

Recent Government of Canada bond auction results

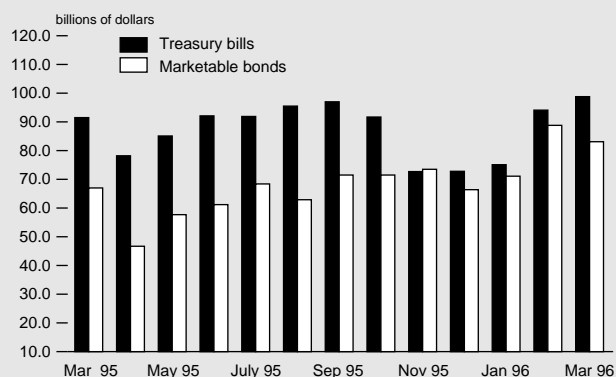
Auction date	Term	Maturity date	Coupon rate	Issue amount	Auction coverage
	(years)		(%)	(millions of dollars)	
Apr 3/96	3	Aug 1/99	6.50	2,800	2.5
Apr 24/96	30	Jun 1/27	8.00	1,500	2.5
May 8/96	10	Dec 1/06	7.00	2,300	2.5
May 22/96	5	Sep 1/01	7.00	2,600	2.6
May 29/96	30	Dec 1/26	4.25*	400	2.5
Jun 5/96	2	Sep 15/98	6.25	3,000	2.6

Coverage is defined as the ratio of total bids at auction to the amount auctioned.

*Real Return Bonds.

Source: Department of Finance.

Government of Canada Treasury bills and bonds (market trading, average of Wednesdays)



Source: Bank of Canada Review.

Outstanding Government of Canada Treasury bills, bonds (by term to maturity), and Canada Savings Bonds (as of May 29, 1996)

Treasury bills	Marketable bonds					Total	Canada Savings Bonds	Total
	0 – 2 years	2 – 5 years	5 – 10 years	10 – 20 years	20 – 30 years			
(billions of dollars)								
162.2	27.8	74.1	81.8	38.5	33.4	255.7	30.5	448.4

Sources: Bank of Canada, Department of Finance.

Government of Canada long-term credit ratings (as of May 29, 1996)

Moody's Investor Service: Aa1 (Canadian dollar debt)
Aa2 (Foreign currency debt)

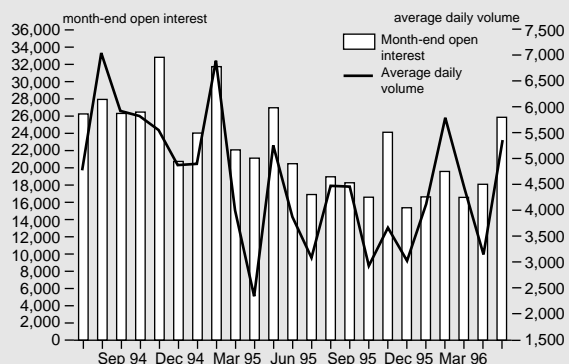
Dominion Bond Rating Service: AAA (Canadian dollar debt)
AA (high) (foreign currency debt)

Standard & Poor's: AAA (Canadian dollar debt)
AA+ (Foreign currency debt)

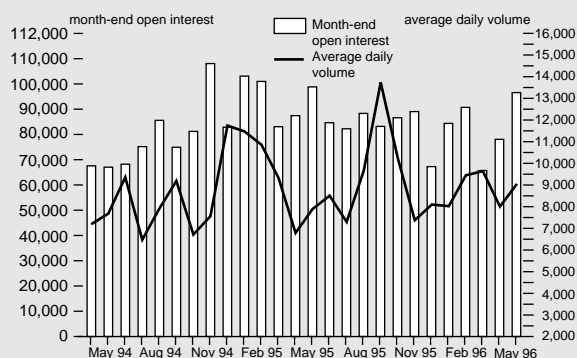
Canadian Bond Rating Service: AA+

Government of Canada Securities

Ten-year Government of Canada bond futures



Three-month Bankers Acceptance futures



Government of Canada budgetary deficit

	(billions of dollars)
1992-93 fiscal year	41.0
1993-94 fiscal year	42.0
1994-95 fiscal year	37.5
1995-96 fiscal year	32.7
1996-97 fiscal year (Budget: March 6, 1996)	24.3

Source: Department of Finance.

Government of Canada marketable debt issues (April 1, 1996 to May 29, 1996)

	Treasury bills	Marketable bonds
	(billions of dollars)	
Gross issues	53.0	6.6
Maturities	56.9	3.3
Net issues	-3.9	3.3

Source: Department of Finance.

Forthcoming Government of Canada marketable bond maturities

	(millions of dollars)
July to September 1996	8,955
October to December 1996	3,425
January to March 1997	8,200
April to June 1997	876
July to September 1997	9,600

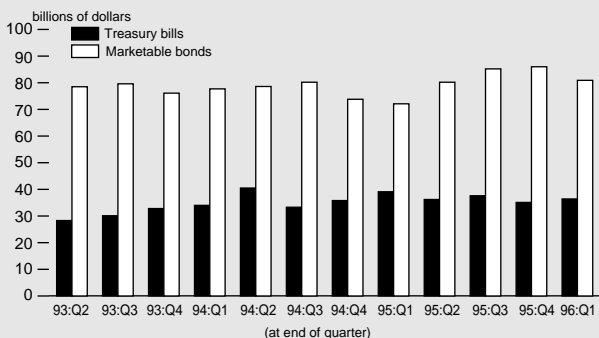
Source: Department of Finance.

Outstanding Government of Canada/ U.S. dollar-denominated debt (as of May 31, 1996)

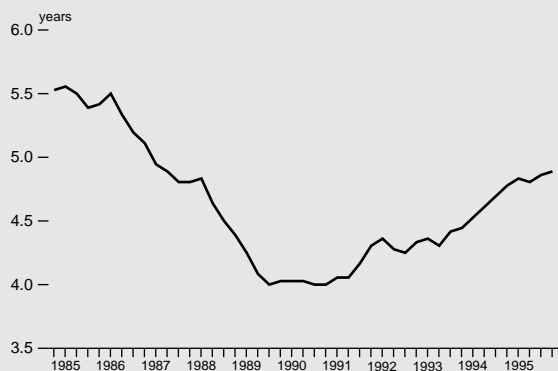
	(millions of U.S. dollars)
Canada bills	5,137
Canada notes	773
Floating rate note maturing February 1999 (paying LIBOR less 25 basis points)	2,000
6½% notes maturing July 7, 1997	2,000
6½% bonds maturing May 30, 2000	1,500
6½% bonds maturing May 30, 2001	1,000
6½% bonds maturing July 21, 2005	1,500

Source: Department of Finance.

Foreign holdings of Government of Canada securities



Average term to maturity of Government of Canada marketable debt



Except as noted, the information in **Government of Canada Securities** is based upon data available as of May 29, 1996. For further information, contact Nigel Stephens at (613) 943-1944. Cet imprimé est également offert en français.

