



**FOR IMMEDIATE RELEASE**  
**POUR PUBLICATION IMMÉDIATE**

**January 30, 1998**  
**le 30 janvier 1998**

**CONTENTS**  
**TABLE DES MATIÈRES**

| <u>Page</u><br><u>Page</u> |   | <u>BCR Table (1)</u><br><u>RBC Tableau (1)</u> |
|----------------------------|---|--|
| * 3                        | Bank of Canada: assets and liabilities / <i>Banque du Canada : actif et passif</i>  | B2   |
| 4, 5                       | Chartered bank assets / <i>Actif des banques à charte</i>   | C1   |
| 5, 6                       | Chartered bank liabilities / <i>Passif des banques à charte</i>   | C2   |
| 7                          | Selected seasonally adjusted series: chartered bank assets and liabilities<br><i>Quelques statistiques bancaires désaisonnalisées : avoirs et engagements des banques à charte</i>  | C8   |
| * 7                        | Positions of the Directly Clearing members of the Canadian Payments Association<br><i>Positions des adhérents de l'Association canadienne des paiements</i>   | B3   |
| * 7                        | Bank of Canada buy-back transactions<br><i>Les opérations de vente à réméré de la Banque du Canada</i>  | B3   |
| * 8, 9,10                  | Financial market statistics / <i>Statistiques du marché financier</i>   | F1   |
| * 10                       | Exchange rates / <i>Cours du change</i>   | I1   |
| 11, 12                     | Monetary aggregates / <i>Agrégats monétaires</i>  | E1   |
| 12, 13,14                  | Credit measures / <i>Mesures du crédit</i>  | E2   |
| * 15                       | Government of Canada securities outstanding / <i>Encours des titres du gouvernement canadien</i>  | G4   |
| * 15                       | Government of Canada deposits / <i>Dépôts du gouvernement canadien</i>  |  |
| * 16                       | Net new securities issues placed in Canada and abroad<br><i>Émissions nettes de titres placés au Canada et à l'étranger</i>   | F4   |
| 16                         | Corporate short-term paper outstanding / <i>Encours des effets à court terme des sociétés</i>   | F2   |
| 17                         | Trust and Mortgage loan companies excluding bank trust and mortgage loan subsidiaries:<br>monthly statement of estimated assets and liabilities<br><i>Sociétés de fiducie ou de prêt hypothécaire, à l'exception de celles qui sont des filiales de banques à charte : Situation estimative mensuelle</i> | D1   |
| * 18, 19                   | Charts: interest rates, exchange rates and monetary conditions index<br><i>Graphiques : taux d'intérêt, cours du change et indice des conditions monétaires</i>   |  |
| * 20                       | Consumer Price Index and monetary conditions index<br><i>Indice des prix à la consommation et indice des conditions monétaires</i>  |  |

The Weekly Financial Statistics publication and information on the Bank of Canada are available on the Internet at the Bank of Canada web site: <http://www.bank-banque-canada.ca>. For information on the contents of the Weekly Financial Statistics contact Maureen Tootle (613) 782-7333 or [wfsmail@bank-banque-canada.ca](mailto:wfsmail@bank-banque-canada.ca)

*On peut consulter le Bulletin hebdomadaire de statistiques financières et obtenir des renseignements sur la Banque du Canada sur Internet (site Web) à l'adresse suivante : <http://www.bank-banque-canada.ca>. Pour en savoir plus sur le contenu du Bulletin hebdomadaire de statistiques financières, prière de communiquer avec Maureen Tootle au (613) 782-7333 ou à l'adresse électronique [wfsmail@bank-banque-canada.ca](mailto:wfsmail@bank-banque-canada.ca)*

Data in this package are unadjusted unless otherwise stated./À moins d'indication contraire, les données de cette publication n'ont pas été désaisonnalisées.

For all Wednesday series, in the event a holiday falls on a Wednesday, data for the preceding business day will be shown.

*Si un jour férié tombe un mercredi, ce sont les séries du jour ouvrable précédent qui seront présentées.*

"R" revised/révisé

\* New information this week/Nouvelles données de cette semaine.

(1) BCR refers to the corresponding Bank of Canada Review tables and footnotes.

RBC renvoie au tableau ou à la note correspondante dans la Revue de la Banque du Canada

Subscriptions or copies of Bank of Canada publications may be obtained from: Publications Distribution Section, Bank of Canada, Secretary's Department, Ottawa, Ontario, Canada K1A 0G9. Remittances in CANADIAN DOLLARS should be made payable to the Bank of Canada. For further information, please call (613) 782-8248.

*Pour s'abonner aux publications de la Banque du Canada ou en obtenir des exemplaires, il suffit de s'adresser au Service de diffusion des publications, Banque du Canada, Secrétariat, Ottawa, Ontario, CANADA K1A 0G9. Les paiements doivent être libellés EN DOLLARS CANADIENS et faits à l'ordre de la Banque du Canada. Pour de plus amples renseignements, composer le (613) 782-8248.*

| <b>Regular subscription</b>  |          | <b>Abonnement ordinaire</b>  |           |
|--|----------|--|-----------|
| Delivery in Canada by mail or at Bank of Canada Agencies   | \$55.00  | <i>Livraison au Canada par la poste ou aux agences de la Banque du Canada</i>  | 55.00 \$  |
| Delivery to the United States  | \$70.00  | <i>Livraison aux États-Unis</i>  | 70.00 \$  |
| Delivery to all other countries  | \$110.00 | <i>Livraison dans les autres pays</i>  | 110.00 \$ |
| By facsimile to Canada and the United States   | \$278.00 | <i>Envoi par télécopieur au Canada et aux États-Unis</i>   | 278.00 \$ |
| <b>Library subscription *</b>  |          | <b>Abonnement pour bibliothèques *</b>   |           |
| Delivery in Canada   | \$45.00  | <i>Livraison au Canada</i>   | 45.00 \$  |
| Delivery to the United States  | \$55.00  | <i>Livraison aux États-Unis</i>  | 55.00 \$  |
| Delivery to all other countries  | \$85.00  | <i>Livraison dans les autres pays</i>  | 85.00 \$  |
| <b>Single copies</b>   |          | <b>Achats à l'exemplaire</b>   |           |
| Delivered by mail  | \$2.00   | <i>Livraison par la poste</i>  | 2.00 \$   |
| Picked up at Bank of Canada Agencies   | \$1.25   | <i>Aux agences de la Banque du Canada</i>  | 1.25 \$   |
| <ul style="list-style-type: none"> <li>All Canadian orders and subscriptions must add 7% GST and PST where applicable.</li> </ul>  |          | <ul style="list-style-type: none"> <li>Ajouter au montant de tous les abonnements et commandes en provenance du Canada 7 % pour la TPS et la taxe de vente provinciale, s'il y a lieu.</li> </ul>  |           |
| <ul style="list-style-type: none"> <li>Back copies of the WEEKLY FINANCIAL STATISTICS will not be available.</li> </ul>  |          | <ul style="list-style-type: none"> <li>Les anciens numéros du BULLETIN ne sont pas disponibles.</li> </ul>   |           |
| <ul style="list-style-type: none"> <li>* Rates for Canadian governmental and public libraries and libraries of Canadian and foreign educational institutions.</li> </ul> |          | <ul style="list-style-type: none"> <li>* <i>Tarif pour les bibliothèques des divers niveaux de gouvernement au Canada, des bibliothèques publiques et des bibliothèques des établissements d'enseignement canadiens et étrangers.</i></li> </ul> |           |

Contents may be reproduced or referred to provided that the Weekly Financial Statistics with its date, is specifically quoted as the source.

*Reproduction autorisée à condition que la source - Bulletin hebdomadaire de statistiques financières et la date - soit formellement indiquée.*

|   |   | BANK OF CANADA: ASSETS AND LIABILITIES (Millions of dollars)      |                         |                 |         |   |                |                             |                                      |                                   |                         | BCR Table B2          |
|---|---|---|-------------------------|-----------------|---------|---|----------------|-----------------------------|--------------------------------------|-----------------------------------|-------------------------|-----------------------|
|   |   | <i>BANQUE DU CANADA: ACTIF ET PASSIF (En millions de dollars)</i> |                         |                 |         |   |                |                             |                                      |                                   |                         | <i>RBC Tableau B2</i> |
| Average of Wednesdays and Wednesday                           |   | Assets  |                         |                 |         |   |                |                             |                                      |                                   |                         |                       |
| <i>Moyenne mensuelle des mercredis ou données du mercredi</i> |   | <i>Actif</i>  |                         |                 |         |   |                |                             |                                      |                                   |                         |                       |
|   |   | Government of Canada direct and guaranteed securities             |                         |                 |         | Amount of foregoing held under purchase and resale agreements | Advances       | Other investments(2)        | Foreign currency deposits            | All other assets                  | Total assets            |                       |
|   |   | <i>Titres émis ou garantis par le gouvernement canadien</i>       |                         |                 |         | <i>Montant des effets précédents pris en pension</i>          | <i>Avances</i> | <i>Autres placements(2)</i> | <i>Dépôts en monnaies étrangères</i> | <i>Autres éléments de l'actif</i> | <i>Total de l'actif</i> |                       |
|   |   | Treasury bills  | Other                   | Total(1)        |         |   |                |                             |                                      |                                   |                         |                       |
|   |   | <i>Bons du Trésor</i>   | <i>Autres</i>           | <i>Total(1)</i> |         |   |                |                             |                                      |                                   |                         |                       |
|   |   | 3 years and under   | Over 3 years            |                 |         |   |                |                             |                                      |                                   |                         |                       |
|   |   | <i>De 3 ans ou moins</i>  | <i>De plus de 3 ans</i> |                 |         |   |                |                             |                                      |                                   |                         |                       |
|   |   | B3  | B5                      | B6              | B2      | B8  | B16            | B14                         | B15                                  | B17                               | B1                      |                       |
|   |   | B113702   | B113704                 | B113705         | B113701 | B113713   | B113724        | B113711                     | B113712                              | B113725                           | B113700                 |                       |
| 1997  | O | 15,098  | 3,840                   | 8,064           | 27,002  | 359   | 409            | 1,869                       | 287                                  | 445                               | 30,012                  |                       |
|   | N | 14,697  | 3,795                   | 8,280           | 26,772  | -   | 540            | 1,801                       | 233                                  | 515                               | 29,861                  |                       |
|   | D | 14,124  | 4,062                   | 8,944           | 27,130  | 234   | 501            | 2,732                       | 386                                  | 465                               | 31,214                  |                       |
| 1998  | J | 14,048  | 4,165                   | 8,799           | 27,013  | -   | 481            | 1,589                       | 379                                  | 538                               | 30,001                  |                       |
| 1997  | D | 3   | 14,629                  | 3,795           | 8,822   | 27,246  | -              | 326                         | 1,752                                | 717                               | 404                     | 30,446                |
|   |   | 10  | 13,915                  | 3,795           | 8,822   | 26,532  | -              | 656                         | 2,701                                | 435                               | 429                     | 30,753                |
|   |   | 17  | 14,481                  | 4,166           | 8,800   | 27,448  | -              | 766                         | 1,722                                | 209                               | 435                     | 30,580                |
|   |   | 24  | 13,531                  | 4,387           | 9,475   | 27,394  | 1,169          | 392                         | 4,051                                | 181                               | 523                     | 32,540                |
|   |   | 31  | 14,065                  | 4,166           | 8,800   | 27,030  | -              | 363                         | 3,434                                | 386                               | 535                     | 31,749                |
| 1998  | J | 7   | 14,089                  | 4,166           | 8,799   | 27,054  | -              | 464                         | 2,049                                | 479                               | 518                     | 30,565                |
|   |   | 14  | 14,130                  | 4,165           | 8,799   | 27,095  | -              | 403                         | 1,626                                | 481                               | 536                     | 30,142                |
|   |   | 21  | 13,958                  | 4,165           | 8,799   | 26,922  | -              | 703                         | 1,209                                | 266                               | 544                     | 29,645                |
|   |   | 28  | 14,015                  | 4,165           | 8,799   | 26,979  | -              | 355                         | 1,474                                | 290                               | 555                     | 29,653                |

Changes from: *Variations par rapport à la :*

|      |   |    |        |       |       |       |   |      |      |     |     |       |
|------|---|----|--------|-------|-------|-------|---|------|------|-----|-----|-------|
| 1997 | J | 29 | -2,756 | 1,837 | 2,892 | 1,972 | - | 22   | -197 | 132 | 100 | 2,029 |
| 1998 | J | 21 | 57     | -     | -     | 57    | - | -348 | 265  | 24  | 11  | 8     |

|   |   | BANK OF CANADA: ASSETS AND LIABILITIES (Millions of dollars)      |         |                         |   |                                    |         |         |   |                                  |                        | continued    |
|---|---|---|---------|-------------------------|---|------------------------------------|---------|---------|---|----------------------------------|------------------------|--------------|
|   |   | <i>BANQUE DU CANADA: ACTIF ET PASSIF (En millions de dollars)</i> |         |                         |   |                                    |         |         |   |                                  |                        | <i>suite</i> |
| Average of Wednesdays and Wednesday                           |   | Liabilities   |         |                         |   |                                    |         |         |   |                                  |                        |              |
| <i>Moyenne mensuelle des mercredis ou données du mercredi</i> |   | <i>Passif</i>   |         |                         |   |                                    |         |         |   |                                  |                        |              |
|   |   | Notes in circulation  |         |                         |   | Canadian dollar deposits           |         |         | Foreign currency liabilities              | All other liabilities            | Total liabilities      |              |
|   |   | <i>Billets en circulation</i>                                     |         |                         |   | <i>Dépôts en dollars canadiens</i> |         |         | <i>Engagements en monnaies étrangères</i> | <i>Autres éléments du passif</i> | <i>Total du passif</i> |              |
|   |   | Government of Canada  |         | Chartered banks         | Other members of the Canadian Payments Association              | Other                              |         |         |   |                                  |                        |              |
|   |   | <i>Gouvernement canadien</i>                                      |         | <i>Banques à charte</i> | <i>Autres membres de l'Association canadienne des paiements</i> | <i>Autres</i>                      |         |         |   |                                  |                        |              |
|   |   | B51   | B54     | B55                     | B59   | B56                                | B57     | B58     | B50                                       |                                  |                        |              |
|   |   | B113715   | B113718 | B113719                 | B113723   | B113720                            | B113721 | B113722 | B113714                                   |                                  |                        |              |
| 1997  | O | 28,512  | 8       | 606                     | 72  | 331                                | 138     | 346     | 30,012                                    |                                  |                        |              |
|   | N | 28,645  | 9       | 453                     | 22  | 303                                | 82      | 348     | 29,861                                    |                                  |                        |              |
|   | D | 29,848  | 14      | 445                     | 47  | 315                                | 230     | 314     | 31,214                                    |                                  |                        |              |
| 1998  | J | 28,783  | 9       | 497                     | 84  | 259                                | 224     | 145     | 30,001                                    |                                  |                        |              |
| 1997  | D | 3   | 28,901  | 6                       | 248   | 49                                 | 353     | 565     | 325                                       | 30,446                           |                        |              |
|   |   | 10  | 29,103  | 11                      | 673   | -                                  | 341     | 270     | 354                                       | 30,753                           |                        |              |
|   |   | 17  | 29,622  | 9                       | 174   | 64                                 | 319     | 56      | 335                                       | 30,580                           |                        |              |
|   |   | 24  | 31,071  | 4                       | 592   | 99                                 | 283     | 27      | 464                                       | 32,540                           |                        |              |
|   |   | 31  | 30,542  | 41                      | 539   | 25                                 | 278     | 231     | 94  | 31,749                           |                        |              |
| 1998  | J | 7   | 29,379  | 12                      | 407   | 56                                 | 265     | 326     | 120                                       | 30,565                           |                        |              |
|   |   | 14  | 28,815  | 6                       | 519   | 82                                 | 267     | 327     | 125                                       | 30,142                           |                        |              |
|   |   | 21  | 28,417  | 10                      | 622   | 80                                 | 252     | 111     | 153                                       | 29,645                           |                        |              |
|   |   | 28  | 28,520  | 8                       | 439   | 116                                | 254     | 133     | 182                                       | 29,653                           |                        |              |

Changes from: *Variations par rapport à la :*

|      |   |    |       |    |      |    |     |     |    |       |
|------|---|----|-------|----|------|----|-----|-----|----|-------|
| 1997 | J | 29 | 1,771 | 2  | 94   | 56 | -43 | 121 | 27 | 2,029 |
| 1998 | J | 21 | 103   | -2 | -183 | 36 | 2   | 22  | 29 | 8     |

- (1) Net amount of uncompleted securities transactions (excluding PRA) with dealers and banks in Canada has a potential cash reserve effect of millions in the latest week.  
*Le montant net des opérations sur titres non encore liquidées (à l'exclusion des pensions) avec les courtiers en valeurs mobilières et les banques au Canada a une incidence virtuelle de millions de dollars sur les réserves-encaisse de la dernière semaine.*
- (2) Other investments comprise mainly holdings of U.S. dollar denominated securities.  
*Autres placements comprend principalement les titres libellés en dollars É.-U.*

| Monthly Average<br>Moyenne mensuelle |   | CHARTERED BANK ASSETS (Millions of dollars)<br><i>ACTIF DES BANQUES À CHARTE (En millions de dollars)</i> |  |  |                        |   |   |   |                               | BCR Table C1<br><i>RBC Tableau C1</i>   |
|--------------------------------------|---|---|--|--|------------------------|---|---|---|-------------------------------|---|
|                                      |   | Canadian dollar assets<br><i>Avoirs en dollars canadiens</i>  |  |  |                        |   |   |   |                               |   |
|                                      |   | Liquid assets<br><i>Avoirs de première liquidité</i>  |  |  |                        |   |   |   |                               |   |
|                                      |   | Bank of Canada notes and coin<br><i>Pièces et billets de la Banque du Canada</i>                          | Bank of Canada deposits<br><i>Dépôts à la Banque du Canada</i> | Government of Canada direct and guaranteed securities<br><i>Titres émis ou garantis par le gouvernement canadien</i> |                        |   | Call and short loans<br><i>Prêts à vue ou à court terme</i> | Holdings of selected short-term assets<br><i>Divers avoires à court terme</i> |                               | Total Canadian liquid assets<br><i>Ensemble des avoires canadiens de première liquidité</i> |
|                                      |   |   |  | Treasury bills (amortized)<br><i>Bons du Trésor (valeur amortie)</i>   | Other<br><i>Autres</i> | 3 years and under<br><i>De 3 ans ou moins</i> | Over 3 years<br><i>De plus de 3 ans</i>                     | Short-term paper<br><i>Papier à court terme</i>                               | Other (1)<br><i>Autres(1)</i> |   |
|                                      |   | B403  | B404   | B406   | B408                   | B409  | B411  | B442  | B471                          | B441  |
| 1996                                 | M | 2,799   | 348  | 32,294   | 27,538                 | 20,995  | 1,522   | 7,818   | 12,714                        | 106,027   |
|                                      | A | 3,024   | 413  | 33,487   | 25,765                 | 20,629  | 2,252   | 7,440   | 11,589                        | 104,600   |
|                                      | M | 2,997   | 303  | 33,724   | 25,559                 | 20,126  | 2,347   | 7,862   | 11,923                        | 104,840   |
|                                      | J | 3,010   | 428  | 32,441   | 27,886                 | 21,208  | 2,284   | 7,580   | 12,252                        | 107,088   |
|                                      | J | 3,181   | 403  | 32,407   | 28,932                 | 21,733  | 1,569   | 7,529   | 11,964                        | 107,718   |
|                                      | A | 3,192   | 397  | 31,718   | 28,480                 | 18,812  | 1,516   | 7,402   | 11,128                        | 102,645   |
|                                      | S | 3,174   | 468  | 33,256   | 28,288                 | 19,184  | 696   | 7,173   | 10,634                        | 102,873   |
|                                      | O | 3,119   | 392  | 32,401   | 28,536                 | 20,274  | 479   | 8,345   | 10,956                        | 104,502   |
|                                      | N | 2,999   | 357  | 28,770   | 32,364                 | 22,326  | 974   | 9,326   | 12,052                        | 109,168   |
|                                      | D | 3,562   | 423  | 26,336   | 32,685                 | 21,349  | 695   | 10,236  | 12,756                        | 108,041   |
| 1997                                 | J | 3,242   | 376  | 25,946   | 32,406                 | 21,889  | 923   | 9,063   | 11,407                        | 105,252   |
|                                      | F | 2,791   | 364  | 26,240   | 33,526                 | 21,217  | 1,220   | 7,827   | 12,682                        | 105,867   |
|                                      | M | 2,947   | 447  | 25,381   | 33,802                 | 21,109  | 1,040   | 9,039   | 14,260                        | 108,026   |
|                                      | A | 2,880   | 357  | 26,700   | 30,722                 | 21,196  | 883   | 8,742   | 14,177                        | 105,657   |
|                                      | M | 3,213   | 447  | 24,049   | 29,409                 | 22,164  | 959   | 7,857   | 14,502                        | 102,601   |
|                                      | J | 3,215   | 348  | 23,675   | 31,679                 | 22,646  | 1,042   | 7,691   | 15,359                        | 105,654   |
|                                      | J | 3,245   | 384  | 24,134   | 31,338                 | 23,929  | 593   | 8,647   | 13,734                        | 106,003   |
|                                      | A | 3,033   | 449  | 21,450   | 31,621                 | 23,427  | 661   | 8,010   | 15,505                        | 104,156   |
|                                      | S | 3,379   | 357  | 20,717   | 31,770                 | 21,266  | 663   | 7,438   | 17,656                        | 103,246   |
|                                      | O | 3,055   | 424  | 21,407   | 27,721                 | 21,125  | 871   | 7,983   | 16,757                        | 99,343  |
|                                      | N | 3,054   | 495  | 22,558   | 28,955                 | 24,103  | 884   | 9,455   | 17,955                        | 107,458   |
|                                      | D | 3,733 R   | 425 R  | 23,321 R   | 30,626 R               | 22,981 R                                      | 869 R   | 10,107 R  | 17,858 R                      | 109,920 R   |

| Monthly Average<br>Moyenne mensuelle |   | CHARTERED BANK ASSETS (Millions of dollars)<br><i>ACTIF DES BANQUES À CHARTE (En millions de dollars)</i> |   |  |                        |   |   |  |   | continued<br><i>suite</i>  |  |                       |
|--------------------------------------|---|---|---|--|------------------------|---|---|--|---|--|--|-----------------------|
|                                      |   | Canadian dollar assets<br><i>Avoirs en dollars canadiens</i>  |   |  |                        |   |   |  |   |  |  |                       |
|                                      |   | Less liquid assets<br><i>Avoirs de seconde liquidité</i>  |   |  |                        |   |   |  |   |  |  |                       |
|                                      |   | Non-mortgage loans<br><i>Prêts non hypothécaires</i>  |   |  |                        |   |   |  |   |  |  |                       |
|                                      |   | Personal loan plans<br><i>Prêts personnels à tempérament</i>  | Credit cards<br><i>Cartes de crédit</i> | Personal lines of credit<br><i>Marges de crédit personnelles</i> | Other<br><i>Autres</i> | Federal government, provinces and municipalities<br><i>Gouvernement fédéral, provinces et municipalités</i> | To Canadian residents for business purposes<br><i>À des résidents canadiens à des fins commerciales</i> |  |   | To non-residents for business purposes<br><i>À des non-résidents à des fins commerciales</i> |  | Total<br><i>Total</i> |
|                                      |   |   |   |  |                        |   | Reverse repos<br><i>Prises en pension</i>   | Business loans<br><i>Prêts aux entreprises</i> | Leasing receivables<br><i>Créances résultant de baux financiers</i> | Reverse repos<br><i>Prises en pension</i>  | Business loans<br><i>Prêts aux entreprises</i> |                       |
|                                      |   | B564  | B565                                    | B566   | B567                   | B399  | B395  | B396   | B433  | B393   | B394   | B491                  |
| 1996                                 | M | 33,292  | 16,219                                  | 14,067   | 22,011                 | 2,398   | 25,675  | 106,523  | 1,770   | 4,062  | 2,375  | 228,390               |
|                                      | A | 33,286  | 16,279                                  | 14,013   | 21,801                 | 2,068   | 27,128  | 106,183  | 1,784   | 4,391  | 2,586  | 229,520               |
|                                      | M | 33,363  | 16,356                                  | 14,069   | 21,593                 | 1,852   | 31,383  | 106,153  | 1,790   | 5,132  | 2,558  | 234,247               |
|                                      | J | 33,582  | 16,618                                  | 14,146   | 21,596                 | 1,931   | 29,699  | 105,988  | 1,808   | 6,212  | 2,304  | 233,884               |
|                                      | J | 33,660  | 16,620                                  | 14,399   | 21,371                 | 1,809   | 28,066  | 106,458  | 1,837   | 5,251  | 2,445  | 231,916               |
|                                      | A | 33,634  | 16,742                                  | 14,646   | 21,019                 | 1,635   | 33,830  | 105,493  | 1,839   | 5,852  | 2,480  | 237,170               |
|                                      | S | 33,736  | 17,070                                  | 14,996   | 21,537                 | 1,696   | 38,662  | 106,092  | 1,860   | 7,178  | 2,992  | 245,819               |
|                                      | O | 33,548  | 17,085                                  | 15,358   | 22,052                 | 1,505   | 35,813  | 106,399  | 1,991   | 5,985  | 3,602  | 243,338               |
|                                      | N | 33,158  | 17,115                                  | 15,666   | 22,417                 | 1,553   | 39,089  | 106,466  | 1,970   | 6,480  | 2,946  | 246,859               |
|                                      | D | 33,237  | 17,620                                  | 15,997   | 22,444                 | 1,611   | 37,067  | 106,285  | 1,995   | 8,562  | 3,167  | 247,985               |
| 1997                                 | J | 32,936  | 17,614                                  | 16,270   | 22,754                 | 1,763   | 36,011  | 106,039  | 2,020   | 11,433   | 2,836  | 249,677               |
|                                      | F | 33,447  | 16,955                                  | 16,550   | 23,013                 | 2,001   | 38,463  | 106,770  | 2,019   | 10,431   | 3,074  | 252,724               |
|                                      | M | 35,068  | 16,869                                  | 17,276   | 23,733                 | 2,234   | 39,867  | 108,982  | 2,016   | 11,566   | 3,066  | 260,675               |
|                                      | A | 35,215  | 17,002                                  | 17,376   | 23,575                 | 1,802   | 44,052  | 109,056  | 2,069   | 12,543   | 2,987  | 265,677               |
|                                      | M | 35,239  | 17,266                                  | 17,688   | 23,482                 | 1,647   | 44,701  | 110,545  | 2,102   | 13,334   | 3,053  | 269,057               |
|                                      | J | 35,211  | 17,537                                  | 18,000   | 23,389                 | 1,869   | 45,653  | 111,395  | 2,026   | 16,820   | 3,091  | 274,991               |
|                                      | J | 35,369  | 17,655                                  | 18,506   | 22,730                 | 1,812   | 42,951  | 112,975  | 2,085   | 17,101   | 3,368  | 274,551               |
|                                      | A | 35,696  | 16,610                                  | 19,502   | 21,855                 | 1,660   | 48,958  | 114,713  | 2,205   | 16,164   | 3,287  | 280,649               |
|                                      | S | 35,918  | 16,961                                  | 20,529   | 22,492                 | 1,715   | 53,508  | 117,022  | 2,281   | 16,866   | 3,032  | 290,324               |
|                                      | O | 33,768  | 15,939                                  | 21,107   | 23,558                 | 1,516   | 49,938  | 118,724  | 2,329   | 18,645   | 3,391  | 288,915               |
|                                      | N | 33,674  | 15,103                                  | 21,436   | 23,960                 | 1,623   | 53,498  | 117,437 R                                      | 2,328   | 19,074   | 3,836  | 291,969 R             |
|                                      | D | 33,808 R  | 15,949 R                                | 21,855 R   | 23,879 R               | 1,728 R   | 57,416 R  | 118,742 R                                      | 2,376   | 15,283 R   | 3,840 R  | 294,875 R             |

(1) Consists of bankers' acceptances and deposits with other regulated financial institutions.  
*Représente les acceptations bancaires et les dépôts dans les autres institutions financières réglementées.*

| Monthly Average<br>Moyenne mensuelle |          | CHARTERED BANK ASSETS (Millions of dollars)<br><i>ACTIF DES BANQUES À CHARTE (En millions de dollars)</i> |  |                       |                       |   |                              |                       |                       | continued<br><i>suite</i>  |  |
|--------------------------------------|----------|---|--|-----------------------|-----------------------|---|------------------------------|-----------------------|-----------------------|--|--|
|                                      |          | Canadian dollar assets<br><i>Avoirs en dollars canadiens</i>  |  |                       |                       |   |                              |                       |                       | Total Canadian dollar assets<br><i>Ensemble des avoires en dollars canadiens</i> | Net foreign currency assets<br><i>Avoirs nets en monnaies étrangères</i> |
|                                      |          | Less liquid assets<br><i>Avoirs de seconde liquidité</i>  |  |                       |                       |   |                              |                       |                       |  |  |
|                                      |          | Mortgages<br><i>Hypothèques</i>   |  |                       | Total<br><i>Total</i> | Securities(1)<br><i>Titres (1)</i>                            |                              |                       | Total<br><i>Total</i> |  |  |
|                                      |          | Residential mortgages<br><i>Prêts hypothécaires à l'habitation</i>  | Non-residential mortgages<br><i>Prêts hypothécaires sur immeubles non résidentiels</i> | Total<br><i>Total</i> | B428                  | Provincial and municipal<br><i>Provinces et municipalités</i> | Corporate<br><i>Sociétés</i> | Total<br><i>Total</i> | B414                  | B440   | B410   |
|                                      |          | B429  | B432   | B492                  | B428                  | B397  | B438                         | B435                  | B414                  | B440   | B410   |
| 1996                                 | M        | 185,811   | 12,898   | 198,709               | 427,100               | 7,636   | 24,489                       | 32,126                | 459,225               | 624,330  | -12,935  |
|                                      | A        | 187,103   | 12,844   | 199,947               | 429,467               | 7,396   | 24,212                       | 31,608                | 461,075               | 625,351  | -10,879  |
|                                      | M        | 188,787   | 12,647   | 201,434               | 435,681               | 7,078   | 25,215                       | 32,293                | 467,974               | 632,271  | -11,499  |
|                                      | J        | 190,703   | 12,472   | 203,175               | 437,059               | 7,229   | 25,479                       | 32,708                | 469,768               | 638,457  | -12,142  |
|                                      | J        | 192,203   | 12,622   | 204,825               | 436,742               | 6,832   | 25,174                       | 32,006                | 468,748               | 639,577  | -12,670  |
|                                      | A        | 193,411   | 12,685   | 206,096               | 443,266               | 7,193   | 26,042                       | 33,235                | 476,501               | 641,498  | -12,547  |
|                                      | S        | 194,847   | 12,682   | 207,530               | 453,348               | 8,001   | 25,728                       | 33,728                | 487,077               | 652,943  | -12,666  |
|                                      | O        | 195,954   | 12,567   | 208,520               | 451,859               | 8,824   | 27,689                       | 36,513                | 488,371               | 658,324  | -12,972  |
|                                      | N        | 198,102   | 12,518   | 210,620               | 457,480               | 9,656   | 30,100                       | 39,756                | 497,236               | 682,809  | -12,673  |
|                                      | D        | 200,621   | 12,530   | 213,150               | 461,135               | 8,984   | 31,591                       | 40,574                | 501,709               | 685,009  | -13,926  |
| 1997                                 | J        | 201,889   | 12,626   | 214,515               | 464,192               | 8,824   | 31,556                       | 40,380                | 504,572               | 685,389  | -16,272  |
|                                      | F        | 203,873   | 12,641   | 216,513               | 469,238               | 9,000   | 31,397                       | 40,397                | 509,635               | 692,958  | -19,807  |
|                                      | M        | 204,859   | 12,713   | 217,572               | 478,247               | 8,775   | 31,612                       | 40,387                | 518,634               | 705,603  | -16,803  |
|                                      | A        | 206,637   | 12,713   | 219,350               | 485,027               | 8,577   | 31,181                       | 39,758                | 524,785               | 708,033  | -17,303  |
|                                      | M        | 207,584   | 12,762   | 220,346               | 489,403               | 8,186   | 32,033                       | 40,219                | 529,622               | 714,358  | -14,592  |
|                                      | J        | 209,137   | 12,746   | 221,883               | 496,874               | 8,256   | 33,307                       | 41,564                | 538,438               | 726,763  | -16,717  |
|                                      | J        | 210,759   | 12,760   | 223,519               | 498,070               | 8,030   | 33,656                       | 41,685                | 539,755               | 727,532  | -19,935  |
|                                      | A        | 217,665   | 13,397   | 231,062               | 511,711               | 7,767   | 34,993                       | 42,760                | 554,472               | 744,447  | -20,062  |
|                                      | S        | 222,709   | 13,736   | 236,444               | 526,769               | 8,262   | 34,636                       | 42,897                | 569,666               | 762,337  | -24,193  |
|                                      | O        | 223,507   | 13,766   | 237,274               | 526,188               | 8,584   | 34,629                       | 43,213                | 569,401               | 757,477  | -23,450  |
| N                                    | 224,633  | 13,733  | 238,366  | 530,336 R             | 9,268                 | 34,930  | 44,198                       | 574,533 R             | 776,209               | -19,643  |  |
| D                                    | 226,897R | 13,865 R  | 240,762 R  | 535,637 R             | 9,992 R               | 36,466 R  | 46,458 R                     | 582,095 R             | 786,856R              | -22,916R   |  |

| Monthly Average<br>Moyenne mensuelle |         | CHARTERED BANK LIABILITIES (Millions of dollars)<br><i>PASSIF DES BANQUES À CHARTE (En millions de dollars)</i> |                        |                                   |                        |  |                        |                                   |                        | BCR Table C2<br><i>RBC Tableau C2</i> |         |
|--------------------------------------|---------|---|------------------------|-----------------------------------|------------------------|--|------------------------|-----------------------------------|------------------------|---------------------------------------|---------|
|                                      |         | Canadian dollar deposits<br><i>Dépôts en dollars canadiens</i>  |                        |                                   |                        |  |                        |                                   |                        |                                       |         |
|                                      |         | Personal savings deposits<br><i>Dépôts d'épargne des particuliers</i>   |                        |                                   |                        | Non-personal term and notice deposits<br><i>Dépôts à terme ou à préavis autres que ceux des particuliers</i> |                        |                                   |                        |                                       |         |
|                                      |         | Chequable<br><i>Transférables par chèques</i>   |                        | Fixed term<br><i>À terme fixe</i> | Total<br><i>Total</i>  | Chequable<br><i>Transférables par chèques</i>  |                        | Fixed term<br><i>À terme fixe</i> | Total<br><i>Total</i>  |                                       |         |
|                                      |         | Tax<br><i>Abris fiscaux</i>   | Other<br><i>Autres</i> | Tax<br><i>Abris fiscaux</i>       | Other<br><i>Autres</i> | Tax<br><i>Abris fiscaux</i>  | Other<br><i>Autres</i> | Tax<br><i>Abris fiscaux</i>       | Other<br><i>Autres</i> |                                       |         |
|                                      |         | B452  | B448                   | B449                              | B398                   | B495   | B451                   | B472                              | B473                   | B475                                  | B455    |
| 1996                                 | M       | 45,887  | 5,128                  | 38,473                            | 79,702                 | 129,031  | 298,220                | 23,929                            | 3,399                  | 63,725                                | 91,053  |
|                                      | A       | 47,388  | 4,932                  | 38,660                            | 79,612                 | 128,346  | 298,938                | 23,964                            | 3,368                  | 63,482                                | 90,813  |
|                                      | M       | 47,915  | 4,723                  | 38,828                            | 79,310                 | 126,905  | 297,681                | 24,761                            | 3,408                  | 65,731                                | 93,901  |
|                                      | J       | 48,462  | 4,713                  | 38,556                            | 79,099                 | 126,931  | 297,761                | 25,904                            | 3,368                  | 64,940                                | 94,212  |
|                                      | J       | 47,925  | 4,677                  | 37,665                            | 79,056                 | 126,411  | 295,735                | 25,959                            | 3,326                  | 67,863                                | 97,148  |
|                                      | A       | 48,259  | 4,649                  | 37,644                            | 78,556                 | 126,545  | 295,652                | 25,959                            | 3,377                  | 68,160                                | 97,495  |
|                                      | S       | 48,636  | 4,768                  | 37,549                            | 78,074                 | 126,317  | 295,344                | 26,102                            | 3,462                  | 69,487                                | 99,052  |
|                                      | O       | 49,126  | 4,976                  | 38,116                            | 77,755                 | 125,060  | 295,034                | 26,946                            | 3,448                  | 73,626                                | 104,021 |
|                                      | N       | 50,449  | 5,244                  | 38,064                            | 77,467                 | 123,148  | 294,373                | 27,384                            | 3,470                  | 75,291                                | 106,145 |
|                                      | D       | 50,536  | 5,515                  | 37,994                            | 76,941                 | 122,014  | 292,999                | 28,262                            | 3,515                  | 76,370                                | 108,147 |
| 1997                                 | J       | 50,239  | 5,924                  | 37,376                            | 76,224                 | 121,674  | 291,437                | 27,142                            | 3,564                  | 76,790                                | 107,497 |
|                                      | F       | 50,337  | 6,072                  | 37,287                            | 75,681                 | 121,423  | 290,800                | 26,751                            | 3,549                  | 80,866                                | 111,166 |
|                                      | M       | 49,662  | 6,893                  | 37,068                            | 74,779                 | 120,502  | 288,903                | 27,220                            | 3,509                  | 88,043                                | 118,772 |
|                                      | A       | 50,877  | 6,728                  | 37,254                            | 74,092                 | 119,766  | 288,718                | 26,608                            | 3,302                  | 86,815                                | 116,724 |
|                                      | M       | 51,790  | 6,342                  | 37,061                            | 73,570                 | 119,081  | 287,845                | 26,505                            | 3,271                  | 87,133                                | 116,909 |
|                                      | J       | 52,231  | 6,118                  | 36,730                            | 73,044                 | 118,662  | 286,784                | 27,820                            | 3,353                  | 86,826                                | 117,999 |
|                                      | J       | 51,704  | 5,874                  | 35,204                            | 72,574                 | 118,560  | 283,916                | 27,494                            | 3,319                  | 87,584                                | 118,398 |
|                                      | A       | 52,784  | 5,839                  | 35,369                            | 73,937                 | 121,112  | 289,041                | 28,089                            | 3,360                  | 92,195                                | 123,645 |
|                                      | S       | 53,153  | 5,822                  | 35,236                            | 74,899                 | 123,612  | 292,722                | 28,453                            | 3,468                  | 97,894                                | 129,815 |
|                                      | O       | 53,686  | 5,791                  | 35,430                            | 74,450                 | 122,331  | 291,688                | 28,109                            | 3,490                  | 100,492                               | 132,091 |
| N                                    | 54,819  | 5,606   | 35,610                 | 74,006                            | 120,927                | 290,968  | 29,086                 | 3,521                             | 102,638                | 135,244                               |         |
| D                                    | 54,696R | 5,346R  | 35,282R                | 73,561R                           | 121,346R               | 290,232R   | 30,495R                | 3,647R                            | 107,516R               | 141,657R                              |         |

(1) Excludes short-term paper.  
*À l'exclusion du papier à court terme.*

| Monthly Average<br>Moyenne mensuelle |   | CHARTERED BANK LIABILITIES (Millions of dollars)<br>PASSIF DES BANQUES À CHARTE (En millions de dollars)             |  |  |   |   |  |   | Other selected liabilities<br>Autres éléments du passif                   |   | continued   |
|--------------------------------------|---|--|--|--|---|---|--|---|---|---|---|
|                                      |   | Canadian dollar deposits<br>Dépôts en dollars canadiens  |  |  |   |   |  |   |   |   | Subordinated debt payable in Canadian dollars<br>Dette subordonnée payable en dollars canadiens |
|                                      |   | Demand deposits (less private sector float)<br>Dépôts à vue (moins effets du secteur privé en cours de compensation) | Total deposits held by general public<br>Ensemble des dépôts du public | Government of Canada deposits<br>Dépôts du gouvernement canadien | Total deposits (less private sector float)<br>Ensemble des dépôts (moins effets du secteur privé en compensation) | Estimated net private sector float<br>Solde des effets du secteur privé en compensation (estimations) | Gross Canadian dollar deposits<br>Montant brut des dépôts en dollars canadiens | Total Canadian dollar float<br>Ensemble des effets en dollars canadiens en compensation | Bankers' acceptances outstanding<br>Acceptations bancaires en circulation | Subordinated debt payable in Canadian dollars<br>Dette subordonnée payable en dollars canadiens |   |
|                                      |   | B478   | B465   | B456   | B489  | B477  | B476   | B450  | B460  | B461  | B462  |
| 1996                                 | M | 36,111   | 425,384  | 8,285  | 7,605   | 433,669   | -2,534   | 431,135   | -2,534  | 33,657  | 10,027  |
|                                      | A | 37,285   | 427,036  | 5,942  | 5,612   | 432,978   | -2,766   | 430,212   | -2,766  | 33,880  | 10,062  |
|                                      | M | 37,886   | 429,468  | 5,550  | 5,185   | 435,018   | -2,874   | 432,144   | -2,874  | 33,570  | 10,578  |
|                                      | J | 37,748   | 429,721  | 5,047  | 4,624   | 434,768   | -1,322   | 433,446   | -1,322  | 34,373  | 10,689  |
|                                      | J | 38,101   | 430,984  | 4,989  | 4,507   | 435,973   | -1,626   | 434,348   | -1,626  | 35,295  | 10,657  |
|                                      | A | 37,588   | 430,736  | 4,908  | 4,292   | 435,644   | -794   | 434,851   | -794  | 35,249  | 10,801  |
|                                      | S | 38,824   | 433,220  | 5,743  | 5,289   | 438,963   | -1,358   | 437,604   | -1,358  | 35,844  | 10,794  |
|                                      | O | 41,478   | 440,532  | 2,820  | 2,296   | 443,352   | -2,636   | 440,716   | -2,636  | 36,491  | 10,705  |
|                                      | N | 45,206   | 445,723  | 5,051  | 4,436   | 450,774   | -4,997   | 445,777   | -4,997  | 36,780  | 11,716  |
|                                      | D | 46,091   | 447,236  | 3,881  | 3,475   | 451,117   | -3,876   | 447,241   | -3,876  | 35,574  | 11,958  |
| 1997                                 | J | 46,100   | 445,034  | 3,315  | 2,792   | 448,349   | -4,211   | 444,138   | -4,211  | 35,901  | 11,767  |
|                                      | F | 44,725   | 446,690  | 3,437  | 2,946   | 450,127   | -3,086   | 447,042   | -3,086  | 36,390  | 12,064  |
|                                      | M | 45,720   | 453,395  | 4,535  | 4,102   | 457,930   | -3,658   | 454,272   | -3,658  | 37,694  | 13,030  |
|                                      | A | 45,026   | 450,468  | 4,128  | 3,667   | 454,596   | -2,315   | 452,282   | -2,315  | 38,405  | 13,214  |
|                                      | M | 47,077   | 451,830  | 3,627  | 3,207   | 455,457   | -3,256   | 452,201   | -3,256  | 40,481  | 12,976  |
|                                      | J | 46,436   | 451,219  | 2,466  | 2,141   | 453,684   | -1,347   | 452,337   | -1,347  | 41,010  | 13,411  |
|                                      | J | 47,514   | 449,828  | 2,904  | 2,525   | 452,732   | -2,781   | 449,951   | -2,781  | 41,202  | 13,851  |
|                                      | A | 47,278   | 459,964  | 2,204  | 1,768   | 462,167   | -2,054   | 460,113   | -2,054  | 42,221  | 14,306  |
|                                      | S | 47,375   | 469,912  | 2,260  | 1,883   | 472,172   | -2,047   | 470,126   | -2,047  | 42,656  | 14,641  |
|                                      | O | 49,358   | 473,137  | 2,115  | 1,655   | 475,252   | -2,980   | 472,272   | -2,980  | 43,670  | 15,127  |
|                                      | N | 51,571   | 477,783  | 4,577  | 3,894   | 482,359   | -3,448   | 478,911   | -3,448  | 44,032  | 14,326  |
|                                      | D | 51,113R  | 483,001R   | 4,094R   | 3,642R  | 487,095R  | -1,657R  | 485,438R  | -1,657R   | 41,927R   | 14,598  |

| Monthly Average<br>Moyenne mensuelle |   | CHARTERED BANK LIABILITIES (Millions of dollars)<br>PASSIF DES BANQUES À CHARTE (En millions de dollars) |                 |                | continued | CHARTERED BANK FOREIGN CURRENCY ITEMS (Millions of dollars)<br>EFFETS EN MONNAIES ÉTRANGÈRES DES BANQUES À CHARTE (En millions de dollars) |                      |   |                |   |   |                 |                |
|--------------------------------------|---|--|-----------------|----------------|-----------|--|----------------------|---|----------------|---|---|-----------------|----------------|
|                                      |   | Gross Canadian dollar demand deposits<br>Dépôts à vue en dollars canadiens (montant brut)                |                 |                |           | Net foreign currency business with Canadian residents<br>Opérations en monnaies étrangères avec des résidents canadiens                    | Securities<br>Titres |   | Loans<br>Prêts |   | Deposits<br>Dépôts                      |                 |                |
|                                      |   | Personal chequing<br>Compte de chèques personnels  | Other<br>Autres | Total<br>Total |           | Avoirs nets en monnaies étrangères   | Total<br>Total       | Of which:<br>Reverse repos<br>Dont: Prises en pension | Total<br>Total | Of which:<br>Reverse repos<br>Dont: Prises en pension | Deposits of banks<br>Dépôts des banques | Other<br>Autres | Total<br>Total |
|                                      |   | B486   | B487            | B457           |           | B410   | B483                 | B498  | B568           | B481  | B482                                    | B496            |                |
| 1996                                 | M | 9,211  | 24,365          | 33,577         |           | -12,935  | 6,833                | 30,068  | 545            | 3,667   | 33,607                                  | 37,275          |                |
|                                      | A | 9,495  | 25,024          | 34,519         |           | -10,879  | 6,916                | 29,549  | 935            | 4,618   | 34,729                                  | 39,347          |                |
|                                      | M | 9,550  | 25,463          | 35,012         |           | -11,499  | 7,333                | 29,790  | 464            | 4,951   | 35,652                                  | 40,602          |                |
|                                      | J | 9,764  | 26,662          | 36,426         |           | -12,142  | 7,648                | 28,883  | 711            | 4,932   | 36,147                                  | 41,079          |                |
|                                      | J | 9,524  | 26,951          | 36,475         |           | -12,670  | 7,557                | 28,303  | 683            | 3,998   | 35,600                                  | 39,598          |                |
|                                      | A | 9,480  | 27,314          | 36,794         |           | -12,547  | 7,568                | 28,021  | 624            | 4,066   | 36,004                                  | 40,070          |                |
|                                      | S | 9,571  | 27,895          | 37,466         |           | -12,666  | 7,373                | 27,149  | 597            | 3,921   | 35,095                                  | 39,016          |                |
|                                      | O | 9,957  | 28,885          | 38,842         |           | -12,972  | 6,808                | 26,569  | 706            | 4,157   | 36,176                                  | 40,332          |                |
|                                      | N | 10,470   | 29,738          | 40,208         |           | -12,673  | 7,602                | 27,006  | 662            | 4,311   | 37,627                                  | 41,938          |                |
|                                      | D | 11,004   | 31,211          | 42,215         |           | -13,926  | 8,031                | 27,377  | 1,068          | 4,463   | 37,916                                  | 42,379          |                |
| 1997                                 | J | 11,002   | 30,888          | 41,890         |           | -16,272  | 7,311                | 27,191  | 1,595          | 3,727   | 37,214                                  | 40,941          |                |
|                                      | F | 11,179   | 30,460          | 41,639         |           | -19,807  | 7,538                | 27,023  | 1,318          | 4,435   | 38,151                                  | 42,585          |                |
|                                      | M | 11,326   | 30,735          | 42,061         |           | -16,803  | 8,040                | 29,888  | 1,549          | 4,705   | 38,943                                  | 43,647          |                |
|                                      | A | 11,443   | 31,269          | 42,712         |           | -17,303  | 7,792                | 31,523  | 2,118          | 4,848   | 41,042                                  | 45,890          |                |
|                                      | M | 11,488   | 32,333          | 43,821         |           | -14,592  | 8,268                | 30,793  | 2,280          | 5,106   | 39,289                                  | 44,396          |                |
|                                      | J | 11,432   | 33,656          | 45,088         |           | -16,717  | 8,909                | 30,339  | 2,280          | 4,641   | 39,670                                  | 44,311          |                |
|                                      | J | 11,384   | 33,349          | 44,733         |           | -19,935  | 8,917                | 29,616  | 2,452          | 4,464   | 40,467                                  | 44,931          |                |
|                                      | A | 11,290   | 33,934          | 45,224         |           | -20,062  | 9,669                | 30,232  | 2,669          | 4,836   | 40,840                                  | 45,676          |                |
|                                      | S | 11,435   | 33,893          | 45,328         |           | -24,193  | 8,790                | 28,711  | 1,482          | 4,509   | 40,836                                  | 45,345          |                |
|                                      | O | 11,586   | 34,792          | 46,378         |           | -23,450  | 9,140                | 27,550  | 793            | 4,813   | 43,000                                  | 47,814          |                |
|                                      | N | 12,293   | 35,830          | 48,122         |           | -19,643  | 9,295                | 28,631  | 574            | 4,312   | 42,615                                  | 46,927          |                |
|                                      | D | 12,374R  | 37,082R         | 49,456R        |           | -22,916R   | 8,676R               | 30,561R   | 821            | 4,745R  | 44,014R                                 | 48,759R         |                |

| Monthly<br>Average<br>Moyenne<br>mensuelle   | SELECTED SEASONALLY ADJUSTED SERIES: CHARTERED BANK ASSETS AND LIABILITIES (Millions of dollars)                      |                                       |   |   |  |  |  |   |  |         | BCR Table C9   |         |
|--|---|---------------------------------------|---|---|--|--|--|---|--|---------|--|---------|
|  | QUELQUES STATISTIQUES BANCAIRES DÉSÉASONNALISÉES: AVOIRS ET ENGAGEMENTS DES BANQUES À CHARTE (En millions de dollars) |                                       |   |   |  |  |  |   |  |         | RBC Tableau C9   |         |
|  | Canadian dollar assets  |                                       |   |   |  | Canadian dollar deposits                             |  |   |  |         |  |         |
|  | Avoirs en dollars canadiens   |                                       |   |   |  | Dépôts en dollars canadiens                          |  |   |  |         |  |         |
| Total<br>Canadian<br>dollar<br>assets<br>Ensemble<br>des avoirs<br>en dollars<br>canadiens | Less<br>liquid<br>assets<br>Avoirs de<br>seconde<br>liquidité   | General<br>loans<br>Prêts<br>généraux | Total<br>personal<br>loans<br>Prêts<br>personnels<br>totaux | Business<br>loans<br>Prêts aux<br>entreprises | Residential<br>mortgages<br>Prêts<br>hypothé-<br>caires à<br>l'habita-<br>tion | Bankers'<br>acceptances<br>Acceptations<br>bancaires | Net<br>demand<br>Dépôts<br>à vue<br>nets | Personal Savings<br>Dépôts d'épargne des particuliers | Total<br>of which:<br>Ensemble<br>Dont : |         | Non-personal<br>notice<br>Dépôts à<br>préavis<br>autres que<br>ceux des<br>parti-<br>culiers |         |
|  |   |                                       |   |   |  |  |  | Notice<br>À préavis                                   | Term<br>À terme<br>fixe                  |         |  |         |
|  | B1635   | B1616                                 | B1606   | B1622   | B1623  | B1632  | B1641                                    | B1601   | B1600                                    | B1636   | B1637  | B1638   |
| 1996 F   | 617,159   | 452,588                               | 219,050   | 84,106  | 134,992  | 185,438  | 34,534                                   | 35,318  | 297,848                                  | 90,075  | 208,162  | 28,182  |
| M  | 623,077   | 457,744                               | 222,588   | 85,110  | 137,574  | 186,684  | 34,016                                   | 37,244  | 297,555                                  | 91,065  | 206,587  | 28,398  |
| A  | 627,484   | 460,759                               | 224,133   | 85,298  | 138,519  | 188,276  | 34,069                                   | 37,553  | 297,793                                  | 90,945  | 206,890  | 28,026  |
| M  | 632,709   | 467,218                               | 228,256   | 85,636  | 142,728  | 189,716  | 33,629                                   | 38,538  | 297,499                                  | 91,092  | 206,366  | 29,059  |
| J  | 639,976   | 470,367                               | 229,384   | 86,213  | 143,593  | 191,435  | 34,363                                   | 37,343  | 297,695                                  | 91,163  | 206,685  | 29,144  |
| J  | 642,794   | 472,193                               | 230,206   | 86,511  | 143,428  | 191,985  | 34,565                                   | 37,711  | 296,137                                  | 90,539  | 206,558  | 29,123  |
| A  | 644,957   | 478,997                               | 235,162   | 86,839  | 148,224  | 192,796  | 34,217                                   | 38,802  | 295,921                                  | 90,782  | 206,195  | 29,475  |
| S  | 651,016   | 485,564                               | 241,322   | 87,337  | 154,166  | 193,919  | 34,651                                   | 39,298  | 295,616                                  | 90,789  | 205,786  | 29,212  |
| O  | 657,607   | 488,317                               | 239,885   | 87,816  | 151,601  | 195,187  | 35,513                                   | 41,003  | 295,440                                  | 91,325  | 203,399  | 29,886  |
| N  | 678,095   | 495,015                               | 242,580   | 87,971  | 154,143  | 197,102  | 36,506                                   | 43,558  | 294,370                                  | 93,182  | 200,015  | 30,166  |
| D  | 678,230   | 499,213                               | 244,534   | 88,629  | 156,557  | 199,594  | 36,715                                   | 44,241  | 293,507                                  | 94,184  | 198,134  | 30,333  |
| 1997 J   | 687,078   | 506,530                               | 249,272   | 89,124  | 160,480  | 201,712  | 37,594                                   | 45,973  | 291,764                                  | 93,519  | 197,576  | 30,355  |
| F  | 695,451   | 510,169                               | 250,377   | 90,433  | 159,990  | 204,840  | 37,356                                   | 45,514  | 290,785                                  | 94,091  | 197,073  | 31,012  |
| M  | 704,007   | 517,262                               | 254,800   | 92,414  | 162,513  | 205,837  | 37,874                                   | 47,105  | 288,369                                  | 95,159  | 193,442  | 31,912  |
| A  | 710,604   | 524,598                               | 260,142   | 93,060  | 166,621  | 207,918  | 38,561                                   | 45,307  | 287,585                                  | 94,821  | 192,949  | 30,681  |
| M  | 714,813   | 528,432                               | 262,300   | 93,968  | 168,423  | 208,567  | 40,557                                   | 47,850  | 287,581                                  | 94,820  | 192,895  | 30,713  |
| J  | 728,404   | 538,744                               | 269,985   | 94,429  | 175,985  | 209,882  | 41,066                                   | 45,966  | 286,536                                  | 94,478  | 192,240  | 31,041  |
| J  | 731,292   | 543,588                               | 272,944   | 94,773  | 177,828  | 210,524  | 40,535                                   | 47,087  | 284,272                                  | 93,155  | 192,148  | 30,643  |
| A  | 748,615   | 557,263                               | 278,292   | 94,563  | 183,536  | 216,973  | 41,171                                   | 48,824  | 289,300                                  | 94,286  | 196,084  | 31,615  |
| S  | 760,161   | 567,573                               | 284,955   | 95,908  | 189,175  | 221,659  | 41,316                                   | 48,029  | 292,953                                  | 94,096  | 199,750  | 31,556  |
| O  | 756,668   | 569,726                               | 285,230   | 94,111  | 190,579  | 222,681  | 42,452                                   | 48,847  | 292,091                                  | 94,041  | 197,276  | 31,070  |
| N  | 770,786   | 572,146R                              | 287,350R  | 93,759  | 193,064R   | 223,520  | 43,691                                   | 49,653  | 291,101                                  | 95,393  | 194,442  | 31,860  |
| D  | 778,895R  | 579,359R                              | 291,084R  | 94,753R                                       | 197,250R   | 225,704R   | 43,141R                                  | 48,993R   | 290,862R                                 | 95,332R | 194,100R   | 32,612R |

| Calculation<br>Period<br>Période<br>de calcul | POSITIONS OF THE DIRECTLY CLEARING MEMBERS OF THE CANADIAN<br>PAYMENTS ASSOCIATION WITH THE BANK OF CANADA<br>(Millions of dollars) |       |      |       |   | BANK OF CANADA BUY-BACK TRANSACTIONS WITH INVESTMENT<br>DEALERS AND CHARTERED BANKS (Millions of dollars) |   |   |   |  |   |
|---|---|-------|------|-------|---|---|---|---|---|--|---|
|   | POSITIONS DES ADHÉRENTS DE L'ASSOCIATION CANADIENNE DES PAIEMENTS<br>À LA BANQUE DU CANADA (En millions de dollars)                 |       |      |       |   | OPÉRATIONS DE VENTE À RÉMÉRÉ DE LA BANQUE DU CANADA<br>AVEC LES COURTIERS EN VALEURS MOBILIÈRES           |   |   |   |  |   |
|   | À LA BANQUE DU CANADA (En millions de dollars)  |       |      |       |   | Purchase and resale agreements<br>Prises en pension   |   |   | Sales and repurchase agreements<br>Cession en pension                   |  |   |
|   | Excess computed<br>settlement balances<br>Soldes excédentaires de<br>règlement calculés   |       |      |       | Overdraft<br>loans daily<br>average(1)<br>Moyenne<br>quotidienne<br>des prêts<br>pour<br>découvert(1) | Calculated<br>advances(2)<br>Moyenne<br>calculées(2)  | Average<br>out-<br>standing<br>Encours<br>moyen | Maximum<br>standing<br>in period<br>Encours<br>maximum de<br>la période | Number<br>of days<br>out-<br>standing<br>standing<br>Nombre<br>de jours | Average<br>out-<br>standing<br>in period<br>Encours<br>moyen | Maximum<br>outstanding<br>in period<br>Encours<br>maximum<br>de la<br>période |
| B826  | B827  | B828  | B829 |       | B832  | B833  | B834  | B835  | B836  | B837   |   |
| 1996  |   |       |      |       |   |   |   |   |   |  |   |
| J 20-J 17                                     | 4   | 99    | 458  | 912   | 70.9  | 628.0   | 4   | 52.6  | 1,000.0   | 1  |   |
| J 18-A 21                                     | 6   | 214   | 415  | 96    | 39.0  | 513.6   | 5   | -   | -   | -  |   |
| A 22-S 18                                     | 16  | 438   | 413  | 738   | 129.0   | 694.0   | 9   | -   | -   | -  |   |
| S 19-O 16                                     | 34  | 960   | 440  | 241   | 222.0   | 1,608.0   | 7   | -   | -   | -  |   |
| O 17-N 20                                     | 23  | 798   | 397  | 536   | 101.3   | 1,945.0   | 5   | -   | -   | -  |   |
| N 21-D 18                                     | 45  | 1,267 | 412  | 436   | 129.7   | 635.0   | 7   | 38.8  | 775.0   | 1  |   |
| D 19-   |   |       |      |       |   |   |   |   |   |  |   |
| 1997-J 15                                     | 34  | 957   | 452  | 170   | 174.1   | 920.0   | 17  | -   | -   | -  |   |
| J 16-F 19                                     | -7  | -229  | 401  | 1,426 | 19.2  | 245.0   | 3   | 26.6  | 665.0   | 1  |   |
| F 20-M 19                                     | -4  | -123  | 474  | 738   | 75.0  | 1,075.0   | 3   | 94.0  | 1,165.0   | 2  |   |
| M 20-A 16                                     | 43  | 1,217 | 541  | 290   | 145.3   | 915.0   | 5   | -   | -   | -  |   |
| A 17-M 21                                     | 28  | 984   | 437  | 151   | 75.0  | 1,010.0   | 3   | 36.5  | 875.0   | 1  |   |
| M 22-J 18                                     | 28  | 789   | 451  | 95    | 109.4   | 840.0   | 7   | 34.5  | 690.0   | 1  |   |
| J 19-J 16                                     | 15  | 414   | 477  | 538   | 145.9   | 1,470.0   | 4   | -   | -   | -  |   |
| J 17-A 20                                     | 20  | 689   | 507  | 560   | 84.1  | 1,430.0   | 3   | -   | -   | -  |   |
| A 21-S 17                                     | 28  | 794   | 424  | 460   | 27.6  | 524.0   | 1   | 35.5  | 675.0   | 1  |   |
| S 18-O 15                                     | 43  | 1,211 | 431  | -     | 125.9   | 1,210.0   | 4   | -   | -   | -  |   |
| O 16-N 19                                     | 61  | 2,123 | 479  | -     | 87.5  | 1,400.0   | 4   | -   | -   | -  |   |
| N 20-D 17                                     | 76  | 2,126 | 449  | 229   | 169.6   | 878.0   | 5   | -   | -   | -  |   |
| D 18-   |   |       |      |       |   |   |   |   |   |  |   |
| 1998-J 21                                     | 70  | 2,460 | 528  | 43    | 140.0   | 1,025.0   | 8   | 47.7  | 1,050.0   | 1  |   |
| J 22-J 28                                     | 82  | 571   | 382  | -     | 123.8   | 311.2   | 2   | -   | -   | -  |   |
| AS AT: J 28                                   | 200   | 571   | 354  | -     | -   | -   | -   | -   | -   | -  |   |

- (1) Observation for last Wednesday is amount outstanding on that date.  
Les données du dernier mercredi représentent l'encours à cette date.
- (2) Amount needed to satisfy reserve requirements and to cover cumulative computed settlement deficiencies. Direct clearers may pay a fee in lieu of taking an advance.  
Montant nécessaire pour satisfaire aux exigences en matière de réserves obligatoires et pour compenser les manques dans le solde de règlement calculé cumulatif. Les adhérents peuvent verser un droit au lieu de prendre une avance.

|  |                                       | FINANCIAL MARKET STATISTICS<br>STATISTIQUES DU MARCHÉ FINANCIER |              |                          |  | Chartered bank administered interest rates<br>Taux d'intérêt pratiqués par les banques à charte |                  |                   |   |                   |  |   |   |   |      |
|--|---------------------------------------|---|--------------|--------------------------|--|---|------------------|-------------------|---|-------------------|--|---|---|---|------|
| Effective date<br>Date d'entrée en vigueur | Bank Rate<br>Taux officiel d'escompte | Operating band<br>Fourchette opérationnelle                     |              | Wednesday<br>le mercredi | Prime business<br>Taux de base des prêts aux entreprises |   |                  |                   | Conventional mortgage<br>Prêts hypothécaires ordinaires |                   | Non-chequable savings deposits<br>Dépôts d'épargne non transférables par chèques | Daily interest savings (balances over \$100 000)<br>Compte d'épargne à intérêt quotidien (soldes supérieurs à 100 000 \$) | 5-year personal fixed-term<br>Dépôts à 5 ans des particuliers | Guaranteed investment certificates<br>Certificats de placement garantis |      |
|  |                                       | Low<br>Bas  | High<br>Haut |                          | 1 year<br>à 1 an   | 5 year<br>à 5 ans   | 1 year<br>à 1 an | 5 year<br>à 5 ans | 1 year<br>à 1 an  | 5 year<br>à 5 ans |  |   |   |   |      |
|  |                                       | B114038   | B114035      | B114036                  |  |   | B113855          | B113871           | B113872   | B113874           | B113882  | B113873   | B113878   | B113880   |      |
| 1996                                       | A 18                                  | 5.00  | 4.50         | 5.00                     | 1997   | O 22  | 5.25             | 5.65              | 6.70  | 0.50              | 2.32   | 4.25  | 2.88  | 4.38  |      |
|  | J 19                                  | 4.75  | 4.25         | 4.75                     |  | 29  | 5.25             | 5.65              | 6.70  | 0.50              | 2.65   | 4.25  | 2.88  | 4.38  |      |
|  | A 9                                   | 4.50  | 4.00         | 4.50                     |  | N 5   | 5.25             | 5.65              | 6.70  | 0.50              | 2.65   | 4.25  | 2.88  | 4.38  |      |
|  | 22                                    | 4.25  | 3.75         | 4.25                     |  | 12  | 5.25             | 5.65              | 6.70  | 0.50              | 2.65   | 4.25  | 2.88  | 4.38  |      |
|  | O 2                                   | 4.00  | 3.50         | 4.00                     |  | 19  | 5.25             | 5.65              | 6.70  | 0.50              | 2.65   | 4.25  | 2.88  | 4.38  |      |
|  | 16                                    | 3.75  | 3.25         | 3.75                     |  | 26  | 5.50             | 5.65              | 6.70  | 0.50              | 2.59   | 4.25  | 2.88  | 4.38  |      |
|  | 28                                    | 3.50  | 3.00         | 3.50                     |  | D 3   | 5.50             | 5.90              | 6.70  | 0.50              | 2.59   | 4.25  | 3.13  | 4.38  |      |
|  | N 8                                   | 3.25  | 2.75         | 3.25                     |  | 10  | 5.50             | 5.90              | 6.70  | 0.50              | 2.82   | 4.25  | 3.13  | 4.38  |      |
|  | J 26                                  | 3.50  | 3.00         | 3.50                     |  | 17  | 6.00             | 6.10              | 7.05  | 0.50              | 2.82   | 4.50  | 3.38  | 4.63  |      |
|  | O 1                                   | 3.75  | 3.25         | 3.75                     |  | 24  | 6.00             | 6.40              | 7.05  | 0.50              | 3.48   | 4.50  | 3.68  | 4.63  |      |
|  | N 25                                  | 4.00  | 3.50         | 4.00                     |  | 31  | 6.00             | 6.65              | 7.05  | 0.50              | 3.48   | 4.50  | 3.68  | 4.63  |      |
|  | D 12                                  | 4.50  | 4.00         | 4.50                     |  | 1998  | J 7              | 6.00              | 6.65  | 7.05              | 0.50   | 3.19  | 4.50  | 3.68  | 4.63 |
|  | J 30                                  | 5.00  | 4.50         | 5.00                     |  | 14  | 6.00             | 6.40              | 6.85  | 0.50              | 3.19   | 4.20  | 3.55  | 4.33  |      |
|  |                                       |   |              |                          |  | 21  | 6.00             | 6.40              | 6.85  | 0.50              | 3.20   | 4.20  | 3.48  | 4.33  |      |
|  |                                       |   |              |                          |  | 28  | 6.00             | 6.40              | 6.85  | 0.50              | 3.20   | 4.20  | 3.48  | 4.33  |      |

|   |                                  | FINANCIAL MARKET STATISTICS<br>STATISTIQUES DU MARCHÉ FINANCIER |          |          |         | Selected Government of Canada benchmark bond yields<br>Quelques rendements d'obligations du gouvernement canadien de référence |         |         |         |          |              |  | Government of Canada marketable bonds average yields<br>Rendements moyens des obligations négociables du gouvernement canadien |                          |                            |                                 |
|---|----------------------------------|---|----------|----------|---------|--|---------|---------|---------|----------|--------------|--|--|--------------------------|----------------------------|---------------------------------|
| Wednesday and latest week<br>le mercredi et la dernière semaine | Treasury Bills<br>Bons du Trésor | 1 month   | 3 month  | 6 month  | 1 year  | 2 year   | 3 year  | 5 year  | 7 year  | 10 year  | long-term    | Real Return Bond yield, long term<br>Rendements des obligations à rendement réel, à long terme |  |                          |                            |                                 |
|   |                                  | à 1 mois  | à 3 mois | à 6 mois | à 1 an  | à 2 ans  | à 3 ans | à 5 ans | à 7 ans | à 10 ans | à long terme |  | 1-3 year<br>de 1 à 3 ans   | 3-5 year<br>de 3 à 5 ans | 5-10 year<br>de 5 à 10 ans | over 10 years<br>plus de 10 ans |
|   |                                  | B113883   | B113884  | B113885  | B113886 | B113891  | B113892 | B113893 | B113894 | B113895  | B113896      | B113911  | B113864  | B113865                  | B113866                    | B113867                         |
|   |                                  | B114023   | B114025  | B114026  | B114027 | B114012  | B114013 | B114014 | B114015 | B114016  | B114017      | B114018  | B114019  | B114020                  | B114021                    | B114022                         |
| 1997  | O 22                             | 3.14  | 3.40     | 3.81     | 4.21    | 4.55   | 4.98    | 5.21    | 5.43    | 5.75     | 6.31         | 4.07   | 4.71   | 5.15                     | 5.55                       | 6.05                            |
|   | 29                               | 3.38  | 3.59     | 3.82     | 4.15    | 4.38   | 4.78    | 4.99    | 5.20    | 5.49     | 6.05         | 4.02   | 4.53   | 4.94                     | 5.31                       | 5.80                            |
|   | N 5                              | 3.43  | 3.63     | 3.88     | 4.19    | 4.43   | 4.85    | 5.04    | 5.26    | 5.53     | 6.05         | 4.06   | 4.62   | 4.99                     | 5.36                       | 5.83                            |
|   | 12                               | 3.25  | 3.55     | 3.85     | 4.11    | 4.34   | 4.76    | 4.96    | 5.19    | 5.45     | 5.96         | 4.02   | 4.54   | 4.91                     | 5.28                       | 5.74                            |
|   | 19                               | 3.13  | 3.36     | 3.87     | 4.16    | 4.38   | 4.78    | 4.99    | 5.18    | 5.43     | 5.91         | 4.03   | 4.58   | 4.94                     | 5.28                       | 5.69                            |
|   | 26                               | 3.40  | 3.67     | 4.11     | 4.43    | 4.63   | 5.01    | 5.17    | 5.34    | 5.56     | 5.96         | 4.05   | 4.82   | 5.13                     | 5.43                       | 5.78                            |
|   | D 3                              | 3.05  | 3.61     | 4.07     | 4.47    | 4.63   | 5.02    | 5.18    | 5.35    | 5.55     | 5.95         | 4.03   | 4.85   | 5.15                     | 5.43                       | 5.77                            |
|   | 10                               | 3.01  | 3.79     | 4.21     | 4.63    | 4.84   | 5.22    | 5.38    | 5.56    | 5.74     | 6.11         | 4.04   | 5.05   | 5.35                     | 5.64                       | 5.94                            |
|   | 17                               | 3.90  | 4.33     | 4.67     | 5.07    | 5.19   | 5.49    | 5.49    | 5.63    | 5.74     | 6.04         | 4.06   | 5.39   | 5.53                     | 5.68                       | 5.91                            |
|   | 24                               | 3.89  | 4.36     | 4.83     | 5.17    | 5.18   | 5.44    | 5.42    | 5.56    | 5.66     | 5.97         | 4.14   | 5.35   | 5.47                     | 5.61                       | 5.84                            |
|   | 31                               | 3.31  | 3.99     | 4.56     | 4.99    | 5.04   | 5.32    | 5.34    | 5.48    | 5.61     | 5.95         | 4.14   | 5.22   | 5.37                     | 5.54                       | 5.80                            |
| 1998  | J 7                              | 3.25  | 4.17     | 4.67     | 4.98    | 4.92   | 5.15    | 5.18    | 5.31    | 5.42     | 5.80         | 4.12   | 5.08   | 5.20                     | 5.36                       | 5.63                            |
|   | 14                               | 3.34  | 4.14     | 4.47     | 4.78    | 4.73   | 4.97    | 5.01    | 5.14    | 5.29     | 5.69         | 4.07   | 4.89   | 5.03                     | 5.20                       | 5.50                            |
|   | 21                               | 3.47  | 4.18     | 4.55     | 4.85    | 4.85   | 5.08    | 5.12    | 5.24    | 5.37     | 5.73         | 4.07   | 5.00   | 5.13                     | 5.30                       | 5.56                            |
|   | 28                               | 3.64  | 4.10     | 4.42     | 4.73    | 4.73   | 5.00    | 5.09    | 5.23    | 5.41     | 5.81         | 4.11   | 4.90   | 5.08                     | 5.31                       | 5.63                            |
| 1998  | J 22                             | 3.69  | 4.15     | 4.49     | 4.81    | 4.82   | 5.05    | 5.11    | 5.22    | 5.35     | 5.73         | 4.10   | 4.96   | 5.11                     | 5.28                       | 5.55                            |
|   | 23                               | 3.67  | 4.12     | 4.41     | 4.72    | 4.71   | 4.97    | 5.05    | 5.19    | 5.34     | 5.74         | 4.11   | 4.87   | 5.05                     | 5.26                       | 5.56                            |
|   | 26                               | 3.66  | 4.05     | 4.35     | 4.62    | 4.62   | 4.88    | 4.99    | 5.14    | 5.32     | 5.74         | 4.10   | 4.78   | 4.98                     | 5.22                       | 5.55                            |
|   | 27                               | 3.67  | 4.09     | 4.42     | 4.69    | 4.71   | 4.97    | 5.05    | 5.20    | 5.37     | 5.78         | 4.09   | 4.87   | 5.05                     | 5.28                       | 5.59                            |
|   | 28                               | 3.64  | 4.10     | 4.42     | 4.73    | 4.73   | 5.00    | 5.09    | 5.23    | 5.41     | 5.81         | 4.11   | 4.90   | 5.08                     | 5.31                       | 5.63                            |

continued  
suite



FINANCIAL MARKET STATISTICS  
STATISTIQUES DU MARCHÉ FINANCIER

continued  
suite

| Wednesday<br>and latest<br>week<br>le mercredi<br>et<br>la dernière<br>semaine | Bankers' acceptances<br>Acceptations<br>bancaires |                    |                     |                    | Prime corporate<br>paper rate<br>Taux du papier<br>de premier choix<br>des sociétés |                     | Tuesday<br>(effective date<br>in brackets)<br>le mardi<br>(date d'entrée<br>en vigueur entre<br>parenthèses) | Treasury bill auction<br>Adjudication de bons du Trésor |                     |                     | Amount auctioned<br>Montant adjudgé |                     |                     | Amount maturing<br>Montant<br>arrivant à<br>échéance |                  |
|--|---|--------------------|---------------------|--------------------|---|---------------------|--|---|---------------------|---------------------|-------------------------------------|---------------------|---------------------|--|------------------|
|  | 1 month<br>à 1 mois                               |                    | 3 month<br>à 3 mois |                    | 1 month<br>à 1 mois   | 3 month<br>à 3 mois |  | Average yields<br>Rendement moyens                      | 3 month<br>à 3 mois | 6 month<br>à 6 mois | 1 year<br>à 1 an                    | 3 month<br>à 3 mois | 6 month<br>à 6 mois |  | 1 year<br>à 1 an |
|  | B113859<br>B114028                                | B113881<br>B114030 | B113857<br>B114031  | B113858<br>B114033 | B113903   | B113904             |  | B113905   | B113906             | B113907             | B113908                             | B113909             |                     |  |                  |
| 1997 O 22  | 3.70  | 3.83               | 3.72                | 3.85               | 1997 O 21   |                     |  |   |                     |                     |                                     |                     | 5,000               |  |                  |
| 29   | 3.79  | 3.89               | 3.80                | 3.91               | 28  | 3.628               | 3.880  | 4.200   | 4,100               | 2,000               | 1,900                               |                     | 4,600               |  |                  |
| N 5  | 3.82  | 3.97               | 3.84                | 3.97               | N 4   |                     |  |   |                     |                     |                                     |                     | 4,500               |  |                  |
| 12   | 3.79  | 3.94               | 3.81                | 3.96               | 11(12)  | 3.631               | 3.927  | 4.246   | 4,000               | 2,100               | 1,900                               |                     | 6,400               |  |                  |
| 19   | 3.74  | 3.93               | 3.77                | 3.95               | 18  |                     |  |   |                     |                     |                                     |                     | 4,300               |  |                  |
| 26   | 3.94  | 4.14               | 3.95                | 4.14               | 25  | 3.574               | 3.926  | 4.254   | 4,000               | 2,100               | 1,900                               |                     | 4,300               |  |                  |
| D 3  | 3.96  | 4.19               | 3.96                | 4.21               | D 2   |                     |  |   |                     |                     |                                     |                     | 7,400               |  |                  |
| 10   | 3.98  | 4.24               | 3.99                | 4.25               | 9   | 3.798               | 4.245  | 4.599   | 3,800               | 2,000               | 1,800                               |                     | 4,300               |  |                  |
| 17   | 4.56  | 4.80               | 4.56                | 4.78               | 16  |                     |  |   |                     |                     |                                     |                     | 2,200               |  |                  |
| 24   | 4.66  | 4.94               | 4.65                | 4.94               | 23(22)  | 4.460               | 4.879  | 5.196   | 3,400               | 1,800               | 1,600                               |                     | 5,800               |  |                  |
| 31   | 4.50  | 4.79               | 4.50                | 4.80               | 30(29)  |                     |  |   |                     |                     |                                     |                     | 2,300               |  |                  |
| 1998 J 7   | 4.42  | 4.71               | 4.46                | 4.76               | 1998 J 6  | 4.167               | 4.694  | 5.010   | 4,000               | 2,100               | 1,900                               |                     | 6,400               |  |                  |
| 14   | 4.43  | 4.61               | 4.45                | 4.62               | 13  |                     |  |   |                     |                     |                                     |                     | 2,400               |  |                  |
| 21   | 4.43  | 4.59               | 4.45                | 4.63               | 20  | 4.183               | 4.599  | 4.910   | 4,000               | 2,100               | 1,900                               |                     | 6,300               |  |                  |
| 28   | 4.44  | 4.56               | 4.45                | 4.56               | 27  |                     |  |   |                     |                     |                                     |                     | 2,300               |  |                  |
| 1998 J 22  | 4.38  | 4.57               | 4.39                | 4.56               |   |                     |  |   |                     |                     |                                     |                     |                     |  |                  |
| 23   | 4.37  | 4.55               | 4.38                | 4.54               |   |                     |  |   |                     |                     |                                     |                     |                     |  |                  |
| 26   | 4.36  | 4.51               | 4.37                | 4.52               |   |                     |  |   |                     |                     |                                     |                     |                     |  |                  |
| 27   | 4.39  | 4.52               | 4.39                | 4.51               |   |                     |  |   |                     |                     |                                     |                     |                     |  |                  |
| 28   | 4.44  | 4.56               | 4.45                | 4.56               |   |                     |  |   |                     |                     |                                     |                     |                     |  |                  |

Effective 16 September 1997, the weekly issuance pattern of treasury bills was replaced by a 2-week cycle and the maturity of 3-month treasury bills was lengthened by 7 days. On 19 March 1998 (after a transition phase of six months), the maturity pattern will also follow a 2-week cycle.  
À partir du 16 septembre 1997, le calendrier hebdomadaire des adjudications de bons du Trésor du gouvernement du Canada a été remplacé par un cycle de deux semaines et l'échéance des bons du Trésor à trois mois à été prolongé de sept jours. Le 19 mars 1998 (après une période de transition de six mois), le calendrier des échéances suivra également un cycle de deux semaines.

FINANCIAL MARKET STATISTICS  
STATISTIQUES DU MARCHÉ FINANCIER

continued  
suite

| Wednesday<br>le<br>mercredi | Average weighted bond yields (Scotia McLeod)<br>Rendements moyens pondérés des obligations<br>(Scotia McLeod) |         |  |         | Selected U.S. dollar interest rates<br>Quelques taux d'intérêt d'instruments en dollars É.-U. |  |  |   |                   |                           | Euro-U.S. dollar<br>deposits in<br>London, 3-month<br>(offer adjusted)<br>échéance fixe<br>en euro-dollars<br>É.-U. à Londres<br>(taux offert<br>corrigé) | Forward premium or discount (-)<br>U.S. dollars in Canada<br>Report ou déport (-)<br>sur le dollar É.-U. au Canada<br>Dépôts à 3 mois 1 month 3 month<br>à 1 mois à 3 mois |         |
|-----------------------------|---|---------|--|---------|---|--|--|---|-------------------|---------------------------|---|--|---------|
|                             | Provincials<br>Provinces  |         | All corporates<br>mid-term long-term<br>Ensemble des sociétés<br>à moyen à long<br>terme terme |         | Federal<br>funds rate<br>Taux des<br>fonds<br>fédéraux  | Prime rate<br>charged<br>by banks<br>Taux de<br>base des<br>prêts<br>bancaires | Commercial paper<br>(adjusted)<br>Papier commercial<br>(taux corrigés) | U.S. Treasuries<br>constant maturity<br>Obligations du<br>Trésor américain<br>à échéance fixe | 5 year<br>à 5 ans | long-term<br>à long terme |   |  |         |
|                             | B113897   | B113868 | B113870  | B113869 | B113802   | B113801  | B113803  | B113804   | B113808           | B113811                   |   |  | B113807 |
| 1997 O 22                   | 5.58  | 6.40    | 5.96   | 6.57    | 5.54  | 8.50   | 5.60   | 5.78  | 6.06              | 6.41                      | 5.83  | -2.10  | -1.95   |
| 29                          | 5.38  | 6.18    | 5.77   | 6.37    | 5.50  | 8.50   | 5.63   | 5.74  | 5.78              | 6.21                      | 5.80  | -1.82  | -1.88   |
| N 5                         | 5.45  | 6.22    | 5.85   | 6.40    | 5.60  | 8.50   | 5.65   | 5.73  | 5.84              | 6.24                      | 5.83  | -1.91  | -1.80   |
| 12                          | 5.38  | 6.14    | 5.80   | 6.34    | 5.50  | 8.50   | 5.60   | 5.81  | 5.81              | 6.11                      | 5.83  | -2.07  | -1.90   |
| 19                          | 5.37  | 6.11    | 5.80   | 6.30    | 5.51  | 8.50   | 5.60   | 5.84  | 5.77              | 6.03                      | 5.92  | -2.06  | -1.95   |
| 26                          | 5.50  | 6.15    | 5.92   | 6.35    | 5.49  | 8.50   | 5.65   | 5.86  | 5.82              | 6.05                      | 5.96  | -1.88  | -1.76   |
| D 3                         | 5.53  | 6.15    | 6.00   | 6.39    | 5.58  | 8.50   | 5.91   | 5.86  | 5.80              | 6.02                      | 6.02  | -2.14  | -1.71   |
| 10                          | 5.72  | 6.32    | 6.19   | 6.55    | 5.40  | 8.50   | 5.91   | 5.86  | 5.85              | 6.09                      | 6.02  | -2.05  | -1.68   |
| 17                          | 5.82  | 6.29    | 6.23   | 6.51    | 5.66  | 8.50   | 5.96   | 5.91  | 5.77              | 5.99                      | 5.96  | -1.45  | -1.11   |
| 24                          | 5.75  | 6.21    | 6.16   | 6.43    | 5.44  | 8.50   | 6.06   | 5.91  | 5.72              | 5.91                      | 5.96  | -1.53  | -1.05   |
| 31                          | 5.70  | 6.19    | 6.11   | 6.42    | 5.45  | 8.50   | 6.06   | 5.97  | 5.71              | 5.92                      | 5.83  | -1.36  | -1.08   |
| 1998 J 7                    | 5.50  | 6.04    | 5.88   | 6.24    | 5.74  | 8.50   | 5.60   | 5.64  | 5.45              | 5.78                      | 5.77  | -1.19  | -0.99   |
| 14                          | 5.38  | 5.93    | 5.78   | 6.14    | 5.45  | 8.50   | 5.55   | 5.60  | 5.33              | 5.73                      | 5.67  | -1.36  | -1.02   |
| 21                          | 5.44  | 5.99    | 5.88   | 6.20    | 5.53  | 8.50   | 5.52   | 5.58  | 5.41              | 5.80                      | 5.77  | -1.26  | -1.01   |
| 28                          | 5.48  | 6.05    | 5.92   | 6.30    | 5.53  | 8.50   | 5.59   | 5.61  | 5.54              | 5.94                      | 5.77  | -1.25  | -1.08   |

| Month, week ending<br>Mois ou semaine se terminant à la date indiquée | EXCHANGE RATES<br>COURS DU CHANGE                           |            |                    |                                |   |   |                                |  |                                |                              |                             | BCR Table II<br>RBC Tableau II |  |
|---|---|------------|--------------------|--------------------------------|---|---|--------------------------------|--|--------------------------------|------------------------------|-----------------------------|--------------------------------|--|
|   | U.S. dollar<br>Dollar É.-U.                                 |            |                    |                                | Reciprocal of the closing rate (1)<br>Inverse du cours de clôture (1) | U.S. dollar<br>Dollar É.-U.                             |                                | Other currencies<br>Autres monnaies                                |                                |                              |                             |                                | Canadian dollar index against G-10 currencies<br>Indice des cours du dollar canadien vis-à-vis des devises du G-10 |
|   | Canadian dollars per unit<br>En dollars canadiens par unité |            |                    |                                |   | Canadian cents per unit<br>En cents canadiens par unité |                                | Average of noon spot rates<br>Moyenne des cours du comptant à midi |                                |                              |                             |                                |  |
|   | Spot rates<br>Cours du comptant                             |            |                    |                                |   | 3-month forward spread<br>Report ou départ à 3 mois     |                                | Canadian dollars per unit<br>En dollars canadiens par unité        |                                |                              |                             |                                |  |
|   | High<br>Haut  | Low<br>Bas | Closing<br>Clôture | Average noon<br>Moyenne à midi |   | Closing<br>Clôture                                      | Average noon<br>Moyenne à midi | British pound<br>Livres sterling                                   | French franc<br>Franc français | German mark<br>Mark allemand | Swiss franc<br>Franc suisse | Japanese yen<br>Yen japonais   |  |
|   | B3415   | B3416      | B3414              | B3400                          |   |   |                                | B3412  | B3404                          | B3405                        | B3411                       | B3407                          | B3418  |
| 1997 S  | 1.3937  | 1.3787     | 1.3811             | 1.3869                         | 0.7241  | -0.73   | -0.72                          | 2.2216   | 0.2311                         | 0.7767                       | 0.9436                      | 0.011478                       | 83.69  |
| O   | 1.4160  | 1.3692     | 1.4084             | 1.3867                         | 0.7100  | -0.63   | -0.68                          | 2.2652   | 0.2353                         | 0.7893                       | 0.9556                      | 0.011458                       | 83.57  |
| N   | 1.4250  | 1.3980     | 1.4238             | 1.4133                         | 0.7023  | -0.59   | -0.65                          | 2.3866   | 0.2434                         | 0.8152                       | 1.0040                      | 0.011267                       | 82.02  |
| D   | 1.4399  | 1.4130     | 1.4305             | 1.4267                         | 0.6991  | -0.38   | -0.47                          | 2.3677   | 0.2396                         | 0.8021                       | 0.9914                      | 0.011005                       | 81.62  |
| 1997 D 3  | 1.4255  | 1.4166     | 1.4196             | 1.4225                         | 0.7044  | -0.60   | -0.59                          | 2.3928   | 0.2401                         | 0.8036                       | 0.9957                      | 0.011096                       | 81.73  |
| 10  | 1.4243  | 1.4206     | 1.4241             | 1.4227                         | 0.7022  | -0.59   | -0.59                          | 2.3559   | 0.2384                         | 0.7979                       | 0.9848                      | 0.010970                       | 81.87  |
| 17  | 1.4290  | 1.4130     | 1.4224             | 1.4231                         | 0.7030  | -0.39   | -0.46                          | 2.3408   | 0.2396                         | 0.8025                       | 0.9924                      | 0.010958                       | 81.84  |
| 24  | 1.4395  | 1.4218     | 1.4352             | 1.4326                         | 0.6968  | -0.37   | -0.36                          | 2.3868   | 0.2412                         | 0.8074                       | 0.9988                      | 0.011058                       | 81.25  |
| 31  | 1.4399  | 1.4288     | 1.4305             | 1.4349                         | 0.6991  | -0.38   | -0.36                          | 2.3761   | 0.2392                         | 0.8006                       | 0.9866                      | 0.011023                       | 81.23  |
| 1998 J 7  | 1.4334  | 1.4230     | 1.4290             | 1.4283                         | 0.6998  | -0.35   | -0.37                          | 2.3328   | 0.2348                         | 0.7857                       | 0.9680                      | 0.010743                       | 81.84  |
| 14  | 1.4372  | 1.4215     | 1.4327             | 1.4325                         | 0.6980  | -0.36   | -0.35                          | 2.3247   | 0.2351                         | 0.7872                       | 0.9700                      | 0.010856                       | 81.58  |
| 21  | 1.4455  | 1.4327     | 1.4451             | 1.4388                         | 0.6920  | -0.36   | -0.35                          | 2.3469   | 0.2343                         | 0.7847                       | 0.9627                      | 0.011164                       | 81.12  |
| 28  | 1.4583  | 1.4457     | 1.4583             | 1.4534                         | 0.6857  | -0.28   | -0.39                          | 2.4023   | 0.2417                         | 0.8096                       | 0.9979                      | 0.011518                       | 80.05  |
| Latest week:<br>Dernière semaine :                                    |   |            |                    |                                |   |   |                                |  |                                |                              |                             |                                |  |
| 1998 J 22   | 1.4535  | 1.4457     | 1.4533             | 1.4508                         | 0.6881  | -0.37   | -0.37                          | 2.3932   | 0.2401                         | 0.8040                       | 0.9867                      | 0.011410                       | 80.26  |
| 23  | 1.4575  | 1.4508     | 1.4527             | 1.4555                         | 0.6884  | -0.28   | -0.39                          | 2.4300   | 0.2439                         | 0.8174                       | 1.0082                      | 0.011550                       | 79.85  |
| 26  | 1.4503  | 1.4464     | 1.4503             | 1.4500                         | 0.6895  | -0.28   | -0.41                          | 2.3998   | 0.2413                         | 0.8071                       | 0.9942                      | 0.011450                       | 80.25  |
| 27  | 1.4568  | 1.4465     | 1.4557             | 1.4542                         | 0.6870  | -0.28   | -0.40                          | 2.3952   | 0.2426                         | 0.8129                       | 1.0039                      | 0.011550                       | 79.98  |
| 28  | 1.4603  | 1.4542     | 1.4583             | 1.4567                         | 0.6857  | -0.28   | -0.39                          | 2.3932   | 0.2407                         | 0.8064                       | 0.9966                      | 0.011630                       | 79.88  |

(1) Canadian dollar expressed in U.S. dollars.  
Dollar canadien exprimé en dollars É.-U.

| Month, week ending<br>Mois ou semaine se terminant à la date indiquée | Overnight money market financing rate<br>Taux des fonds à un jour | BANK OF CANADA COMPOSITE OF JOBBER MONEY MARKET RATES (MID-MORNING, BID SIDE)<br>TAUX COMPOSÉS DE LA BANQUE DU CANADA COMMUNIQUÉS PAR DES AGENTS AGRÉÉS DU MARCHÉ MONÉTAIRE<br>(MILIEU DE MATINÉE, COURS ACHETEUR) |                     |                     |                     |                  |  |                     |                     |                                       |                     |                     |         |
|---|---|--|---------------------|---------------------|---------------------|------------------|--|---------------------|---------------------|---------------------------------------|---------------------|---------------------|---------|
|   |   | Treasury bills<br>Bons du Trésor   |                     |                     |                     |                  | Bankers' acceptances<br>Acceptations bancaires |                     |                     | Commercial paper<br>Papier commercial |                     |                     |         |
|   |   | 1 month<br>à 1 mois  | 2 month<br>à 2 mois | 3 month<br>à 3 mois | 6 month<br>à 6 mois | 1 year<br>à 1 an | 1 month<br>à 1 mois                            | 2 month<br>à 2 mois | 3 month<br>à 3 mois | 1 month<br>à 1 mois                   | 2 month<br>à 2 mois | 3 month<br>à 3 mois |         |
|   |   | B114011  | B114000             | B114001             | B114002             | B114003          | B114004  | B114005             | B114006             | B114007                               | B114008             | B114009             | B114010 |
| 1997 S  | 3.45  | 2.78   | 2.90                | 3.06                | 3.62                | 4.15             | 3.62   | 3.67                | 3.72                | 3.67                                  | 3.72                | 3.77                |         |
| O   | 3.72  | 3.39   | 3.59                | 3.67                | 3.89                | 4.20             | 3.84   | 3.91                | 3.97                | 3.91                                  | 3.98                | 4.04                |         |
| N   | 3.92  | 3.41   | 3.55                | 3.70                | 4.14                | 4.50             | 4.00   | 4.13                | 4.25                | 4.05                                  | 4.19                | 4.30                |         |
| D   | 4.33  | 3.34   | 3.78                | 4.03                | 4.61                | 5.03             | 4.52   | 4.71                | 4.82                | 4.61                                  | 4.81                | 4.91                |         |
| 1997 D 3  | 3.74  | 3.20   | 3.47                | 3.62                | 4.08                | 4.49             | 4.00   | 4.12                | 4.21                | 4.06                                  | 4.18                | 4.27                |         |
| 10  | 3.72  | 3.05   | 3.33                | 3.78                | 4.22                | 4.63             | 3.99   | 4.13                | 4.25                | 4.04                                  | 4.18                | 4.31                |         |
| 17  | 4.17  | 3.95   | 4.15                | 4.33                | 4.70                | 5.11             | 4.60   | 4.72                | 4.83                | 4.65                                  | 4.76                | 4.89                |         |
| 24  | 4.36  | 3.82   | 4.19                | 4.37                | 4.85                | 5.19             | 4.68   | 4.85                | 4.97                | 4.76                                  | 4.90                | 5.00                |         |
| 31  | 4.33  | 3.34   | 3.78                | 4.03                | 4.61                | 5.03             | 4.52   | 4.71                | 4.82                | 4.61                                  | 4.81                | 4.91                |         |
| 1998 J 7  | 4.26  | 3.37   | 3.72                | 4.25                | 4.73                | 5.04             | 4.47   | 4.66                | 4.77                | 4.52                                  | 4.71                | 4.83                |         |
| 14  | 4.29  | 3.34   | 3.95                | 4.16                | 4.49                | 4.79             | 4.45   | 4.53                | 4.62                | 4.51                                  | 4.59                | 4.69                |         |
| 21  | 4.25  | 3.60   | 4.06                | 4.21                | 4.60                | 4.89             | 4.45   | 4.55                | 4.64                | 4.52                                  | 4.61                | 4.71                |         |
| 28  | 4.31  | 3.72   | 4.03                | 4.11                | 4.44                | 4.73             | 4.45   | 4.50                | 4.57                | 4.52                                  | 4.56                | 4.62                |         |
| Latest week:<br>Dernière semaine :                                    |   |  |                     |                     |                     |                  |  |                     |                     |                                       |                     |                     |         |
| 1998 J 22   | 4.29  | 3.45   | 3.95                | 4.12                | 4.43                | 4.74             | 4.39   | 4.47                | 4.55                | 4.44                                  | 4.52                | 4.61                |         |
| 23  | 4.28  | 3.71   | 4.03                | 4.13                | 4.46                | 4.74             | 4.39   | 4.46                | 4.56                | 4.45                                  | 4.53                | 4.61                |         |
| 26  | 4.26  | 3.68   | 3.96                | 4.06                | 4.36                | 4.64             | 4.36   | 4.45                | 4.54                | 4.43                                  | 4.51                | 4.60                |         |
| 27  | 4.29  | 3.67   | 3.98                | 4.07                | 4.40                | 4.68             | 4.39   | 4.45                | 4.52                | 4.45                                  | 4.51                | 4.58                |         |
| 28  | 4.31  | 3.72   | 4.03                | 4.11                | 4.44                | 4.73             | 4.45   | 4.50                | 4.57                | 4.52                                  | 4.56                | 4.62                |         |

| Monthly Average<br>Moyenne mensuelle |   | SELECTED MONETARY AGGREGATES AND THEIR COMPONENTS (Millions of dollars)<br>AGRÉGATS MONÉTAIRES ET LEURS COMPOSANTES (En millions de dollars) |  |  |  |   |  |  |  |  |  | BCR Table E1<br>RBC Tableau E1                     |  |
|--------------------------------------|---|--|--|--|--|---|--|--|--|--|--|--|--|
|                                      |   | M1<br>M1   |  | Currency outside banks<br>Monnaie hors banques     |  | Personal chequing<br>accounts at banks<br>Comptes de chèques<br>personnels dans les banques |  | Current accounts<br>at banks<br>Comptes courants<br>dans les banques |  | Adjustments<br>to M1<br>Ajustements<br>à M1        |  | Gross M1<br>M1 brut                                |  |
|                                      |   | Unadjusted<br>Données<br>non désai-<br>sonnalisées   | Seasonally<br>adjusted<br>Données<br>désaison-<br>nalisées | Unadjusted<br>Données<br>non désai-<br>sonnalisées | Seasonally<br>adjusted<br>Données<br>désaison-<br>nalisées | Unadjusted<br>Données<br>non désai-<br>sonnalisées  | Seasonally<br>adjusted<br>Données<br>désaison-<br>nalisées | Unadjusted<br>Données<br>non désai-<br>sonnalisées                   | Seasonally<br>adjusted<br>Données<br>désaison-<br>nalisées | Unadjusted<br>Données<br>non désai-<br>sonnalisées | Seasonally<br>adjusted<br>Données<br>désaison-<br>nalisées | Unadjusted<br>Données<br>non désai-<br>sonnalisées | Seasonally<br>adjusted<br>Données<br>désaison-<br>nalisées |
|                                      |   | B2001  | B1604  | B486   | B1643  | B487  | B1644  | B2050  | B2054  | B1642  | B478   | B1601  |  |
| 1996                                 | M | 25,708   | 26,341   | 9,211  | 9,363  | 24,365  | 25,535   | -270   | 59,015   | 60,956   | 36,111   | 37,244   |  |
|                                      | A | 25,931   | 26,371   | 9,495  | 9,379  | 25,024  | 25,597   | -283   | 60,167   | 61,057   | 37,285   | 37,553   |  |
|                                      | M | 26,378   | 26,556   | 9,550  | 9,566  | 25,463  | 26,056   | -367   | 61,023   | 61,802   | 37,886   | 38,538   |  |
|                                      | J | 26,715   | 26,624   | 9,764  | 9,892  | 26,662  | 26,719   | -326   | 62,815   | 62,909   | 37,748   | 37,343   |  |
|                                      | J | 26,998   | 26,658   | 9,524  | 9,590  | 26,951  | 26,936   | -367   | 63,106   | 62,816   | 38,101   | 37,711   |  |
|                                      | A | 27,167   | 26,804   | 9,480  | 9,677  | 27,314  | 27,594   | -323   | 63,639   | 63,750   | 37,588   | 38,802   |  |
|                                      | S | 27,120   | 26,871   | 9,571  | 9,653  | 27,895  | 27,898   | -331   | 64,255   | 64,090   | 38,824   | 39,298   |  |
|                                      | O | 27,249   | 27,062   | 9,957  | 9,918  | 28,885  | 28,396   | -392   | 65,699   | 64,990   | 41,478   | 41,003   |  |
|                                      | N | 27,335   | 27,216   | 10,470   | 10,200   | 29,738  | 28,863   | -353   | 67,190   | 65,936   | 45,206   | 43,558   |  |
|                                      | D | 27,862   | 27,147   | 11,004   | 10,771   | 31,211  | 29,395   | -340   | 69,737   | 66,994   | 46,091   | 44,241   |  |
| 1997                                 | J | 27,258   | 27,473   | 11,002   | 10,929   | 30,888  | 30,451   | -440   | 68,708   | 68,420   | 46,100   | 45,973   |  |
|                                      | F | 27,121   | 27,734   | 11,179   | 11,257   | 30,460  | 31,084   | -328   | 68,432   | 69,740   | 44,725   | 45,514   |  |
|                                      | M | 27,036   | 27,688   | 11,326   | 11,496   | 30,735  | 32,211   | -632   | 68,465   | 70,733   | 45,720   | 47,105   |  |
|                                      | A | 27,299   | 27,755   | 11,443   | 11,288   | 31,269  | 32,019   | -388   | 69,622   | 70,664   | 45,026   | 45,307   |  |
|                                      | M | 27,640   | 27,819   | 11,488   | 11,488   | 32,333  | 33,087   | -454   | 71,007   | 71,929   | 47,077   | 47,850   |  |
|                                      | J | 27,950   | 27,853   | 11,432   | 11,584   | 33,656  | 33,703   | -386   | 72,652   | 72,753   | 46,436   | 45,966   |  |
|                                      | J | 28,338   | 27,992   | 11,384   | 11,458   | 33,349  | 33,358   | -834   | 72,237   | 71,973   | 47,514   | 47,087   |  |
|                                      | A | 28,814   | 28,428   | 11,290   | 11,527   | 33,934  | 34,263   | -709   | 73,329   | 73,503   | 47,278   | 48,824   |  |
|                                      | S | 28,335   | 28,077   | 11,435   | 11,554   | 33,893  | 33,916   | -850   | 72,813   | 72,697   | 47,375   | 48,029   |  |
|                                      | O | 28,750   | 28,553   | 11,586   | 11,553   | 34,792  | 34,210   | -661   | 74,467   | 73,666   | 49,358   | 48,847   |  |
|                                      | N | 28,887   | 28,753   | 12,293   | 11,987   | 35,830  | 34,759   | -969   | 76,040   | 74,559   | 51,571   | 49,653   |  |
|                                      | D | 29,390R  | 28,644R  | 12,374R  | 12,090R  | 37,082R   | 34,901R  | -881R  | 77,965R  | 74,806R  | 51,113R  | 48,993R  |  |

| Monthly Average<br>Moyenne mensuelle |   | SELECTED MONETARY AGGREGATES AND THEIR COMPONENTS (Millions of dollars)<br>AGRÉGATS MONÉTAIRES ET LEURS COMPOSANTES (En millions de dollars) |  |   |  |  |  |  |  |   |  | continued<br>suite                                 |  |
|--------------------------------------|---|--|--|---|--|--|--|--|--|---|--|--|--|
|                                      |   | M2<br>M2   |  | Chartered banks<br>Banques à charte   |  | Adjustments<br>to M2<br>Ajustements<br>à M2        |  | M2 Total<br>Total de M2                            |  | Non-personal term<br>deposits and<br>foreign currency<br>deposits of<br>residents<br>Dépôts à terme<br>autres que ceux<br>des particuliers<br>et dépôts en<br>monnaies<br>étrangères des<br>résidents |  | Adjustments<br>to M3<br>Ajuste-<br>ments<br>à M3   |  |
|                                      |   | Unadjusted<br>Données<br>non désai-<br>sonnalisées   | Seasonally<br>adjusted<br>Données<br>désaison-<br>nalisées | Non-<br>personal<br>notice<br>deposits<br>Dépôts à<br>préavis<br>autres<br>que ceux<br>des<br>particu-<br>liers | Personal<br>savings<br>deposits<br>Dépôts<br>d'épargne<br>des<br>particu-<br>liers | Unadjusted<br>Données<br>non désai-<br>sonnalisées | Seasonally<br>adjusted<br>Données<br>désaison-<br>nalisées | Unadjusted<br>Données<br>non désai-<br>sonnalisées | Seasonally<br>adjusted<br>Données<br>désaison-<br>nalisées | Unadjusted<br>Données<br>non désai-<br>sonnalisées  | Seasonally<br>adjusted<br>Données<br>désaison-<br>nalisées | Unadjusted<br>Données<br>non désai-<br>sonnalisées | Seasonally<br>adjusted<br>Données<br>désaison-<br>nalisées |
|                                      |   | B2033  | B1627  | B472/73   | B451   | B2051  | B2031  | B1630  | B475/82  | B2052   | B2030  | B1628  |  |
| 1996                                 | M | 61,549   | 63,306   | 27,328  | 298,220  | 15,960   | 403,057  | 405,266  | 97,332   | -3,914  | 496,476  | 499,296  |  |
|                                      | A | 62,933   | 63,638   | 27,332  | 298,938  | 15,976   | 405,178  | 405,653  | 98,211   | -3,824  | 499,565  | 501,377  |  |
|                                      | M | 63,897   | 64,720   | 28,169  | 297,681  | 16,016   | 405,763  | 406,946  | 101,383  | -3,781  | 503,365  | 507,172  |  |
|                                      | J | 64,137   | 63,645   | 29,272  | 297,761  | 15,430   | 406,599  | 405,693  | 101,087  | -3,530  | 504,156  | 504,066  |  |
|                                      | J | 64,732   | 64,005   | 29,285  | 295,735  | 15,249   | 405,002  | 404,355  | 103,463  | -3,813  | 504,652  | 503,032  |  |
|                                      | A | 64,433   | 65,273   | 29,336  | 295,652  | 14,969   | 404,390  | 405,541  | 104,164  | -3,479  | 505,075  | 504,593  |  |
|                                      | S | 65,614   | 65,834   | 29,564  | 295,344  | 14,992   | 405,514  | 406,053  | 104,582  | -3,928  | 506,167  | 505,549  |  |
|                                      | O | 68,335   | 67,676   | 30,394  | 295,034  | 14,900   | 408,662  | 408,138  | 109,802  | -4,176  | 514,288  | 512,233  |  |
|                                      | N | 72,187   | 70,434   | 30,854  | 294,373  | 13,877   | 411,291  | 408,989  | 112,918  | -4,343  | 519,866  | 517,243  |  |
|                                      | D | 73,613   | 71,062   | 31,777  | 292,999  | 13,716   | 412,104  | 408,875  | 114,286  | -4,518  | 521,873  | 517,209  |  |
| 1997                                 | J | 72,919   | 73,008   | 30,706  | 291,437  | 13,483   | 408,546  | 408,264  | 114,004  | -3,588  | 518,962  | 519,825  |  |
|                                      | F | 71,518   | 72,914   | 30,300  | 290,800  | 13,144   | 405,762  | 408,032  | 119,017  | -3,837  | 520,942  | 523,826  |  |
|                                      | M | 72,123   | 74,142   | 30,729  | 288,903  | 12,818   | 404,574  | 406,727  | 126,986  | -4,675  | 526,885  | 530,059  |  |
|                                      | A | 71,936   | 72,671   | 29,910  | 288,718  | 13,058   | 403,621  | 404,113  | 127,857  | -4,800  | 526,678  | 528,660  |  |
|                                      | M | 74,263   | 75,208   | 29,776  | 287,845  | 13,030   | 404,913  | 406,125  | 126,422  | -4,715  | 526,621  | 530,636  |  |
|                                      | J | 74,000   | 73,437   | 31,173  | 286,784  | 13,046   | 405,003  | 404,036  | 126,496  | -4,926  | 526,573  | 526,411  |  |
|                                      | J | 75,018   | 74,252   | 30,813  | 283,916  | 12,875   | 402,622  | 402,053  | 128,051  | -4,207  | 526,466  | 524,736  |  |
|                                      | A | 75,383   | 76,520   | 31,449  | 289,041  | 5,232  | 401,105  | 402,324  | 133,035  | -3,986  | 530,154  | 529,548  |  |
|                                      | S | 74,860   | 75,244   | 31,921  | 292,722  | -65  | 399,438  | 400,004  | 138,730  | -4,773  | 533,395  | 532,701  |  |
|                                      | O | 77,447   | 76,745   | 31,599  | 291,688  | -67  | 400,667  | 400,123  | 143,492  | -4,566  | 539,593  | 537,361  |  |
|                                      | N | 79,488   | 77,474   | 32,607  | 290,968  | -70  | 402,993  | 400,711  | 145,253  | -4,859  | 543,387  | 540,641  |  |
|                                      | D | 79,622R  | 76,793R  | 34,142R   | 290,232R   | -78  | 403,917R   | 400,767R   | 151,530R   | -4,650R   | 550,797R   | 545,906R   |  |

Monthly average or average of month-ends / Moyenne mensuelle ou moyenne de fin de mois

SELECTED MONETARY AGGREGATES AND THEIR COMPONENTS (Millions of dollars)  
 AGRÉGATS MONÉTAIRES ET LEURS COMPOSANTES (En millions de dollars)

continued  
 suite

|      |   | M2+(1)<br>M2+(1)   |        |  |  |   |  |   |            |   |          |
|------|---|--|--------|--|--|---|--|---|------------|---|----------|
|      |   | Trust and mortgage loan companies<br>Sociétés de fiducie ou de prêt hypothécaire |        | Deposits at credit unions and caisses populaires<br>Dépôts aux caisses populaires et aux credit unions | Life insurance company individual annuities<br>Rentes individuelles versées par les compagnies d'assurance-vie | Personal deposits at government savings institutions<br>Dépôts des particuliers aux institutions d'épargne gouvernementales | Money market mutual funds<br>Fonds mutuels du marché monétaire | Adjustments to M2+<br>Ajustements à M2+ | M2+<br>M2+ | Seasonally adjusted<br>Données désaisonnalisées |          |
|      |   | Total deposits<br>Total des dépôts   |        | Unadjusted<br>Données non désaisonnalisées   | Seasonally adjusted<br>Données désaisonnalisées  |   |  |   |            |   |          |
|      |   | B2031  | B2038  | B1639  | B2042  | B2046   | B2047  | B2048                                   | B2053      | B2037   | B1633    |
| 1996 | M | 405,763  | 64,583 | 64,561   | 90,515   | 49,243  | 7,360  | 23,424                                  | -15,971    | 624,918   | 626,419  |
|      | J | 406,599  | 64,051 | 63,854   | 90,981   | 49,158  | 7,357  | 24,417                                  | -15,516    | 627,049   | 625,822  |
|      | J | 405,002  | 63,763 | 63,606   | 91,101   | 49,090  | 7,309  | 25,373                                  | -15,288    | 626,350   | 624,985  |
|      | A | 404,390  | 63,382 | 63,530   | 90,902   | 49,014  | 7,299  | 26,258                                  | -15,006    | 626,240   | 626,871  |
|      | S | 405,514  | 63,374 | 63,555   | 90,745   | 48,946  | 7,292  | 27,146                                  | -15,013    | 628,005   | 627,969  |
|      | O | 408,662  | 63,430 | 63,379   | 90,878   | 48,800  | 7,241  | 28,219                                  | -14,886    | 632,345   | 630,968  |
|      | N | 411,291  | 62,603 | 62,475   | 90,990   | 48,532  | 7,185  | 29,542                                  | -13,751    | 636,393   | 633,379  |
|      | D | 412,104  | 62,966 | 62,928   | 90,837   | 48,248  | 7,101  | 31,223                                  | -13,780    | 638,700   | 635,912  |
| 1997 | J | 408,546  | 63,189 | 63,217   | 90,663   | 47,988  | 7,072  | 32,405                                  | -13,528    | 636,335   | 637,186  |
|      | F | 405,762  | 62,686 | 62,770   | 90,657   | 47,627  | 7,108  | 32,856                                  | -12,906    | 633,789   | 636,902  |
|      | M | 404,574  | 62,389 | 62,426   | 90,560   | 47,938  | 7,118  | 33,909                                  | -12,830    | 633,657   | 636,356  |
|      | A | 403,621  | 62,458 | 62,487   | 90,838   | 47,550  | 7,114  | 34,762                                  | -12,772    | 633,571   | 634,529  |
|      | M | 404,913  | 62,466 | 62,441   | 91,275   | 46,498  | 7,115  | 34,237                                  | -12,678    | 633,826   | 635,376  |
|      | J | 405,003  | 62,246 | 62,056   | 91,335   | 46,220  | 7,075  | 33,336                                  | -12,728    | 632,486   | 631,191  |
|      | J | 402,622  | 61,691 | 61,557   | 91,372   | 45,701  | 7,030  | 32,902                                  | -12,689    | 628,628   | 627,329  |
|      | A | 401,105  | 53,570 | 54,746   | 91,143   | 45,348  | 6,947  | 33,196                                  | -5,049     | 626,261   | 626,984  |
|      | S | 399,438  | 48,165 | 48,305   | 90,952   | 45,206  | 6,916  | 33,619                                  | 517        | 624,812   | 624,815  |
|      | O | 400,667  | 48,493 | 48,445   | 90,932E  | 44,902  | 6,977  | 33,470                                  | 527        | 625,968E  | 624,574E |
|      | N | 402,993  | 48,930 | 48,832   | 90,923E  | 44,600 E  | 7,009  | 33,254                                  | 539        | 628,248E  | 625,247E |
|      | D | 403,917R   |        |  | 90,903E  |   |  | 33,475                                  |            |   |          |

Monthly average or average of month-ends / Moyenne mensuelle ou moyenne de fin de mois

CREDIT MEASURES (Millions of dollars) (1)  
 MESURES DU CRÉDIT (En millions de dollars) (1)

BCR Table E2  
 RBC Tableau E2

|      |   | Consumer credit<br>Crédit à la consommation |        |  |   |  |  |   | Total consumer credit<br>Ensemble du crédit à la consommation |   |
|------|---|---|--------|--|---|--|--|---|---|---|
|      |   | Chartered banks<br>Banques à charte         |        | Trust and mortgage loan companies<br>Sociétés de fiducie ou de prêt hypothécaire | Credit unions and caisses populaires<br>Caisses populaires et credit unions | Life insurance companies<br>Compagnies d'assurance-vie | Finance companies and other institutions<br>Sociétés de financement et autres institutions | Adjustments to consumer credit(2)<br>Ajustements au crédit à la consommation(2) | Unadjusted<br>Données non désaisonnalisées                    | Seasonally adjusted<br>Données désaisonnalisées |
|      |   | B127  | B132   | B143   | B129  | B128   | B146   | B140  | B142  |   |
| 1996 | M | 85,636                                      | 10,290 | 13,751   | 3,851   | 10,033   | -  | 123,280   | 123,618   |   |
|      | J | 86,213                                      | 10,415 | 13,789   | 3,850   | 9,953  | -  | 124,077   | 124,296   |   |
|      | J | 86,511                                      | 10,729 | 13,853   | 3,869   | 9,850  | -  | 124,462   | 124,850   |   |
|      | A | 86,839                                      | 11,070 | 13,916   | 3,864   | 9,828  | -  | 124,865   | 125,510   |   |
|      | S | 87,337                                      | 11,419 | 13,980   | 3,871   | 9,378  | -  | 126,171   | 125,881   |   |
|      | O | 87,816                                      | 11,923 | 14,048   | 3,880   | 9,004  | -  | 126,908   | 126,437   |   |
|      | N | 87,971                                      | 12,098 | 14,147   | 3,894   | 9,068  | -  | 127,538   | 126,959   |   |
|      | D | 88,629                                      | 12,380 | 14,236   | 3,911   | 9,088  | -  | 128,837   | 128,293   |   |
| 1997 | J | 89,124                                      | 12,659 | 14,310   | 3,917   | 9,162  | -  | 129,328   | 129,299   |   |
|      | F | 90,433                                      | 12,883 | 14,415   | 3,912   | 9,148  | -  | 130,077   | 130,770   |   |
|      | M | 92,414                                      | 13,025 | 14,498   | 3,910   | 9,150  | -  | 133,541   | 133,072   |   |
|      | A | 93,060                                      | 13,131 | 14,496   | 3,910   | 9,233  | -  | 133,934   | 133,945   |   |
|      | M | 93,968                                      | 13,293 | 14,462   | 3,906E  | 9,286  | -  | 134,640E  | 135,030E  |   |
|      | J | 94,429                                      | 13,463 | 14,438   | 3,888E  | 9,300  | -  | 135,395E  | 135,654E  |   |
|      | J | 94,773                                      | 13,805 | 14,436   | 3,895E  | 9,482  | -  | 136,014E  | 136,485E  |   |
|      | A | 94,563                                      | 13,295 | 14,404   | 3,882E  | 9,646  | -  | 135,041E  | 135,763E  |   |
|      | S | 95,908                                      | 12,973 | 14,444   | 3,880E  | 9,842  | -  | 137,232E  | 136,915E  |   |
|      | O | 94,111                                      | 13,383 | 14,530E  | 3,884E  | 10,018   | -  | 136,198E  | 135,644E  |   |
|      | N | 93,759                                      | 13,567 | 14,600E  | 3,901E  | 10,059   | -  | 136,265E  | 135,634E  |   |
|      | D | 94,753R                                     |        | 14,692E  |   |  | -  |   |   |   |

(1) Data for Trust and Mortgage Loan Companies reflect the acquisition of Trustco Prêt et Revenu by Laurentian Bank of Canada on June 1, 1996, the acquisition of Municipal Savings & Loan Corporation by National Bank on November 1, 1996, the incorporation of Citizens Bank of Canada on January 20, 1997 and the acquisition of National Trust and Victoria and Grey Mortgage Corporation by the Bank of Nova Scotia on August 14, 1997. / Les données des sociétés de fiducie ou de prêt hypothécaire reflètent l'acquisition par la Banque Laurentienne du Canada, le 1<sup>er</sup> juin 1996, de la société Trustco Prêt et Revenu, l'acquisition par la Banque Nationale, le 1<sup>er</sup> novembre 1996, de la Municipal Savings & Loan Corporation, la constitution, le 20 janvier 1997, de la Banque Citizens du Canada ainsi que l'acquisition par la Banque de Nouvelle-Écosse, le 14 août 1997, du Trust National et de la Société d'hypothèque Victoria et Grey.

(2) Unadjusted / Données non désaisonnalisées

| Monthly average or average of month-ends<br>Moyenne mensuelle ou moyenne de fin de mois |      | CREDIT MEASURES (Millions of dollars) (1)<br>MESURES DU CRÉDIT (En millions de dollars) (1) |  |   |  |  |  |  |   |   |  | continued<br>suite   |   |
|---|------|---|--|---|--|--|--|--|---|---|--|--|---|
|   |      | Residential mortgage credit<br>Crédit hypothécaire à l'habitation                           |  |   |  |  |  |  |   |   |  |  |   |
|   |      | Seasonally adjusted<br>Données désaisonnalisées   |  |   |  |  |  |  |   |   |  |  |   |
|   |      | Chartered banks<br>Banques à charte   | Trust and mortgage loan companies<br>Sociétés de fiducie ou de prêt hypothécaire | Credit unions and caisses populaires<br>Caisses populaires et credit unions | Life insurance companies<br>Compagnies d'assurance-vie | Pension funds(2)<br>Caisses de retraite(2) | Finance companies and other institutions<br>Sociétés de financement et autres institutions | NHA mortgage backed securities(2)<br>Titres hypothécaires garantis en vertu de la LHN(2) | Total residential mortgage credit<br>Ensemble du crédit hypothécaire à l'habitation | Unadjusted Données non désaisonnalisées | Seasonally adjusted Données désaisonnalisées | Total household credit<br>Ensemble des crédits aux ménages | Unadjusted Données non désaisonnalisées |
|   | B982 | B983  | B943   | B984  | B940   | B985                                       | B941   | B938   | B942  | B151                                    | B166   |  |   |
| 1996  | M    | 189,716   | 40,036   | 47,950  | 21,663   | 7,728                                      | 25,538   | 15,950   | 347,505   | 348,595                                 | 470,785                                      | 472,213  |   |
|   | J    | 191,435   | 39,652   | 48,270  | 21,690   | 7,775                                      | 25,740   | 15,765   | 349,598   | 350,094                                 | 473,675                                      | 474,390  |   |
|   | J    | 191,985   | 39,510   | 48,637  | 21,695   | 7,796                                      | 25,735   | 15,475   | 351,370   | 350,839                                 | 475,832                                      | 475,689  |   |
|   | A    | 192,796   | 39,504   | 48,667  | 21,708   | 7,790                                      | 25,640   | 15,252   | 352,338   | 351,473                                 | 477,203                                      | 476,983  |   |
|   | S    | 193,919   | 39,505   | 48,659  | 21,718   | 7,784                                      | 25,462   | 15,142   | 353,513   | 352,389                                 | 479,684                                      | 478,270  |   |
|   | O    | 195,187   | 39,706   | 48,810  | 21,763   | 7,802                                      | 25,543   | 14,940   | 354,584   | 353,873                                 | 481,492                                      | 480,310  |   |
|   | N    | 197,102   | 39,185   | 49,057  | 21,833   | 7,843                                      | 25,831   | 14,575   | 356,484   | 355,357                                 | 484,022                                      | 482,316  |   |
|   | D    | 199,594   | 39,195   | 49,340  | 21,821   | 7,884                                      | 26,082   | 14,011   | 359,089   | 358,014                                 | 487,926                                      | 486,307  |   |
| 1997  | J    | 201,712   | 38,730   | 49,660  | 21,839   | 7,924                                      | 26,208   | 13,653   | 359,704   | 359,920                                 | 489,032                                      | 489,219  |   |
|   | F    | 204,840   | 37,305   | 49,859  | 21,862   | 7,964                                      | 26,186   | 13,915   | 360,818   | 361,788                                 | 490,895                                      | 492,558  |   |
|   | M    | 205,837   | 36,523   | 49,972  | 21,927   | 8,003                                      | 26,157   | 14,272   | 361,282   | 362,581                                 | 494,823                                      | 495,653  |   |
|   | A    | 207,918   | 35,714   | 50,109  | 21,877   | 8,030                                      | 26,181   | 14,283   | 362,454   | 363,911                                 | 496,388                                      | 497,856  |   |
|   | M    | 208,567   | 35,124   | 50,387  | 21,773E  | 8,045                                      | 26,309   | 14,238   | 363,350E  | 364,453E                                | 497,990E                                     | 499,483E   |   |
|   | J    | 209,882   | 34,800   | 50,712  | 21,722E  | 8,059                                      | 26,577   | 14,098   | 365,101E  | 365,561E                                | 500,496E                                     | 501,215E   |   |
|   | J    | 210,524   | 34,211   | 50,947  | 21,700E  | 8,063E                                     | 26,808   | 13,968   | 366,764E  | 366,194E                                | 502,778E                                     | 502,679E   |   |
|   | A    | 216,973   | 28,744   | 51,050  | 21,617E  | 8,057E                                     | 27,181   | 14,088   | 368,714E  | 367,850E                                | 503,755E                                     | 503,613E   |   |
|   | S    | 221,659   | 24,676   | 51,210  | 21,573E  | 8,050E                                     | 27,462   | 14,390   | 370,360E  | 369,237E                                | 507,592E                                     | 506,152E   |   |
|   | O    | 222,681   | 24,609   | 51,318E   | 21,625E  | 8,069E                                     | 27,806E  | 14,495   | 371,477E  | 370,747E                                | 507,675E                                     | 506,391E   |   |
|   | N    | 223,520   | 24,255   | 51,476E   | 21,693E  | 8,111E                                     | 28,113E  | 14,240   | 372,579E  | 371,397E                                | 508,844E                                     | 507,031E   |   |
|   | D    | 225,704R  |  | 51,669E   |  |  |  | 14,243   |   |   |  |  |   |

| Monthly average or average of month-ends<br>Moyenne mensuelle ou moyenne de fin de mois |       | CREDIT MEASURES (Millions of dollars) (1)<br>MESURES DU CRÉDIT (En millions de dollars) (1) |   |  |  |   |   |  |   |   |  | continued<br>suite   |  |
|---|-------|---|---|--|--|---|---|--|---|---|--|--|--|
|   |       | Short term business credit<br>Crédit à court terme aux entreprises                          |   |  |  |   |   |  |   |   |  |  |  |
|   |       | Business loans<br>Prêts aux entreprises   |   |  |  |   |   |  |   |   |  |  |  |
|   |       | Chartered banks<br>Banques à charte   | Unadjusted Données non désaisonnalisées | Seasonally adjusted Données désaisonnalisées | Finance companies<br>Sociétés de financement | Other institutions<br>Autres institutions | Chartered bank foreign currency loans to residents<br>Prêts en monnaies étrangères consentis par des banques à charte à des résidents | Bankers' acceptances<br>Acceptations bancaires | Commercial paper issued by non-financial corporations<br>Papier commercial des sociétés non financières | Canadian dollar<br>En dollars canadiens | Foreign currency<br>En monnaies étrangères | Adjustments to short-term business credit<br>Ajustements aux crédits à court terme aux entreprises |  |
|   | B2300 | B2322   | B2301                                   | B2302  | B2312  | B2313                                     | B2314   | B2315  | B2316   |   |  |  |  |
| 1996  | M     | 106,153   | 105,410                                 | 10,379                                       | 16,999                                       | 29,326                                    | 33,570  | 9,437  | 7,427   | -359                                    |  |  |  |
|   | J     | 105,988   | 105,738                                 | 10,333                                       | 17,137                                       | 28,171                                    | 34,373  | 9,705  | 6,946   | -507                                    |  |  |  |
|   | J     | 106,458   | 106,236                                 | 10,024                                       | 17,146                                       | 27,621                                    | 35,295  | 9,462  | 7,261   | -449                                    |  |  |  |
|   | A     | 105,493   | 106,545                                 | 9,549  | 16,982                                       | 27,397                                    | 35,249  | 9,622  | 7,258   | -553                                    |  |  |  |
|   | S     | 106,092   | 106,672                                 | 9,805  | 17,054                                       | 26,552                                    | 35,844  | 9,672  | 6,609   | -486                                    |  |  |  |
|   | O     | 106,399   | 106,487                                 | 10,090                                       | 16,966                                       | 25,863                                    | 36,491  | 9,645  | 6,211   | -464                                    |  |  |  |
|   | N     | 106,466   | 106,419                                 | 10,140                                       | 16,841                                       | 26,344                                    | 36,780  | 9,951  | 5,932   | -488                                    |  |  |  |
|   | D     | 106,285   | 106,614                                 | 10,394                                       | 16,922                                       | 26,309                                    | 35,574  | 9,602  | 5,915   | -454                                    |  |  |  |
| 1997  | J     | 106,039   | 107,377                                 | 10,425                                       | 16,890                                       | 25,596                                    | 35,901  | 10,177   | 6,064   | -356                                    |  |  |  |
|   | F     | 106,770   | 107,605                                 | 10,479                                       | 16,920                                       | 25,705                                    | 36,390  | 11,519   | 6,224   | -395                                    |  |  |  |
|   | M     | 108,982   | 107,546                                 | 11,051                                       | 17,055                                       | 28,340                                    | 37,694  | 11,178   | 6,162   | -686                                    |  |  |  |
|   | A     | 109,056   | 107,817                                 | 11,605                                       | 17,074                                       | 29,405                                    | 38,405  | 10,932   | 6,113   | -473                                    |  |  |  |
|   | M     | 110,545   | 109,794                                 | 11,810                                       | 17,045                                       | 28,514                                    | 40,481  | 10,859   | 5,910   | -524                                    |  |  |  |
|   | J     | 111,395   | 111,089                                 | 12,116                                       | 17,043                                       | 28,059                                    | 41,010  | 10,705   | 5,804   | -523                                    |  |  |  |
|   | J     | 112,975   | 112,519                                 | 11,701                                       | 17,052                                       | 27,164                                    | 41,202  | 11,020   | 5,945   | -856                                    |  |  |  |
|   | A     | 114,713   | 115,732                                 | 11,190                                       | 16,477                                       | 27,563                                    | 42,221  | 11,411   | 6,097   | -820                                    |  |  |  |
|   | S     | 117,022   | 117,564                                 | 11,525                                       | 15,883                                       | 27,230                                    | 42,656  | 11,466   | 6,256   | -776                                    |  |  |  |
|   | O     | 118,724   | 118,803                                 | 12,028                                       | 15,806E                                      | 26,758                                    | 43,670  | 11,596   | 6,705   | -752                                    |  |  |  |
|   | N     | 117,437R  | 117,414R                                | 12,598                                       | 15,641E                                      | 28,057                                    | 44,032  | 11,965   | 7,185   | -790                                    |  |  |  |
|   | D     | 118,742R  | 119,280R                                |  |  | 29,740R                                   | 41,927R   | 11,246R  | 7,329R  | -1,116                                  |  |  |  |

- (1) Data for Trust and Mortgage Loan Companies reflect the acquisition of Trustco Prêt et Revenu by Laurentian Bank of Canada on June 1, 1996, the acquisition of Municipal Savings & Loan Corporation by National Bank on November 1, 1996, the incorporation of Citizens Bank of Canada on January 20, 1997 and the acquisition of National Trust and Victoria and Grey Mortgage Corporation by the Bank of Nova Scotia on August 14, 1997. / Les données des sociétés de fiducie ou de prêt hypothécaire reflètent l'acquisition par la Banque Laurentienne du Canada, le 1<sup>er</sup> juin 1996, de la société Trustco Prêt et Revenu, l'acquisition par la Banque Nationale, le 1<sup>er</sup> novembre 1996, de la Municipal Savings & Loan Corporation, la constitution, le 20 janvier 1997, de la Banque Citizens du Canada ainsi que l'acquisition par la Banque de Nouvelle-Écosse, le 14 août 1997, du Trust National et de la Société d'hypothèque Victoria et Grey.
- (2) Unadjusted / Données non désaisonnalisées
- (3) Excludes reverse repos and loans to non-residents. / Ne comprend pas les prises en pension ni les prêts à des non-résidents.

| Monthly average or average of month-ends<br><i>Moyenne mensuelle ou moyenne de fin de mois</i> |       | CREDIT MEASURES (Millions of dollars) (1)<br><i>MESURES DU CRÉDIT (En millions de dollars) (1)</i> |  |         |  |   |  |   |   |  | continued<br><i>suite</i> |  |
|--|-------|--|--|---------|--|---|--|---|---|--|---------------------------|--|
|  |       | Short term business credit<br><i>Crédit à court terme aux entreprises</i>                          |  |         | Other business credit<br><i>Autres crédits aux entreprises</i>                         |   |  |   |   |  |                           |  |
|  |       | Total short-term business credit<br><i>Ensemble des crédits à court terme aux entreprises</i>      |  |         | Non-residential mortgages<br><i>Prêts hypothécaires sur immeubles non résidentiels</i> |   |  | Leasing receivables<br><i>Créances résultant de baux financiers</i> |   |  |                           |  |
|  |       | Unadjusted<br><i>Données non désaisonnalisées</i>  | Seasonally adjusted<br><i>Données désaisonnalisées</i> |         | Chartered banks<br><i>Banques à charte</i>   | Trust and mortgage loan companies<br><i>Sociétés de fiducie ou de prêt hypothécaire</i> | Credit unions and caisses populaires<br><i>Caisses populaires et crédit unions</i> | Life insurance companies<br><i>Compagnies d'assurance-vie</i>       | Finance companies and other institutions<br><i>Sociétés de financement et autres institutions</i> | Chartered banks<br><i>Banques à charte</i> |                           |  |
| B2317  | B2324 | B2303  | B2304  | B2305   | B2306  | B2307   | B2308  | B2309   | B2310   |  |                           |  |
| 1996   | M     | 212,932  | 210,765  | 12,647  | 3,879  | 7,042   | 27,243   | 440   | 1,790   | 831  | 5,058                     |  |
|  | J     | 212,146  | 211,481  | 12,472  | 3,808  | 7,083   | 27,170   | 439   | 1,808   | 809  | 5,359                     |  |
|  | J     | 212,818  | 212,135  | 12,622  | 3,721  | 7,139   | 27,088   | 432   | 1,837   | 845  | 5,636                     |  |
|  | A     | 210,996  | 211,236  | 12,685  | 3,651  | 7,197   | 27,095   | 417   | 1,839   | 699  | 5,838                     |  |
|  | S     | 211,142  | 211,319  | 12,682  | 3,559  | 7,252   | 27,051   | 402   | 1,861   | 713  | 5,964                     |  |
|  | O     | 211,201  | 211,256  | 12,567  | 3,532  | 7,303   | 26,979   | 393   | 1,991   | 703  | 6,183                     |  |
|  | N     | 211,966  | 211,496  | 12,518  | 3,368  | 7,335   | 26,978   | 390   | 1,970   | 647  | 6,479                     |  |
|  | D     | 210,546  | 212,119  | 12,530  | 3,275  | 7,364   | 26,924   | 387   | 1,995   | 562  | 6,749                     |  |
| 1997   | J     | 210,736  | 214,647  | 12,626  | 3,198  | 7,395   | 26,900   | 379   | 2,020   | 536  | 6,852                     |  |
|  | F     | 213,612  | 214,913  | 12,641  | 3,016  | 7,417   | 26,903   | 368   | 2,019   | 559  | 6,984                     |  |
|  | M     | 219,776  | 218,415  | 12,713  | 2,933  | 7,426   | 26,905   | 357   | 2,016   | 547  | 7,162                     |  |
|  | A     | 222,117  | 220,238  | 12,713  | 2,897  | 7,442   | 26,867   | 353   | 2,069   | 548  | 7,485                     |  |
|  | M     | 224,640  | 222,255  | 12,762  | 2,847  | 7,468   | 26,814E  | 358   | 2,102   | 562  | 8,107                     |  |
|  | J     | 225,609  | 224,874  | 12,746  | 2,825  | 7,478   | 26,800E  | 362   | 2,026   | 537  | 8,681                     |  |
|  | J     | 226,203  | 225,363  | 12,760  | 2,817  | 7,538   | 26,800E  | 367   | 2,085   | 531  | 9,094                     |  |
|  | A     | 228,852  | 229,185  | 13,397  | 2,180  | 7,656   | 26,800E  | 373   | 2,205   | 471  | 9,324                     |  |
|  | S     | 231,261  | 231,509  | 13,736  | 1,708  | 7,768   | 26,800E  | 378   | 2,281   | 395  | 9,537                     |  |
|  | O     | 234,534 E  | 234,586 E  | 13,766  | 1,694  | 7,847E  | 26,800E  | 379E  | 2,329   | 394  | 9,767                     |  |
|  | N     | 236,125E,R   | 235,683E,R   | 13,733  | 1,669  | 7,882E  | 26,800E  | 363E  | 2,328   | 409  | 10,022                    |  |
|  | D     | 236,466E,R   | 238,337E,R   | 13,865R |  |   |  |   | 2,376   |  |                           |  |

| Monthly average or average of month-ends<br><i>Moyenne mensuelle ou moyenne de fin de mois</i> |       | CREDIT MEASURES (Millions of dollars) (1)<br><i>MESURES DU CRÉDIT (En millions de dollars) (1)</i> |  |  |            |   |  |   | continued<br><i>suite</i> |  |  |
|--|-------|--|--|--|------------|---|--|---|---------------------------|--|--|
|  |       | Other business credit<br><i>Autres crédits aux entreprises</i>                                     |  |  |            | Total business credit<br><i>Ensemble des crédits aux entreprises</i>                          |  | Total household and business credit<br><i>Ensemble des crédits aux ménages et aux entreprises</i> |                           |  |  |
|  |       | Bonds and debentures<br><i>Obligations et débetures</i>  |  | Equity and other<br><i>Actions et autres</i> |            | Adjustments to other business credit<br><i>Ajustements aux autres crédits aux entreprises</i> |  | Total other business credit<br><i>Ensemble des autres crédits aux entreprises</i>                 |                           |  |  |
|  |       | Unadjusted<br><i>Données non désaisonnalisées</i>  | Seasonally adjusted<br><i>Données désaisonnalisées</i> |  |            | Unadjusted<br><i>Données non désaisonnalisées</i>   | Seasonally adjusted<br><i>Données désaisonnalisées</i> | Unadjusted<br><i>Données non désaisonnalisées</i>   |                           |  | Seasonally adjusted<br><i>Données désaisonnalisées</i> |
| B2318  | B2319 | B2328  | B155   | B2320  | B2325      | B2321   | B2326  |   |                           |  |  |
| 1996   | M     | 108,594  | 177,027  | -  | 344,551    | 557,483   | 555,315  | 1,028,268   | 1,027,528                 |  |  |
|  | J     | 109,086  | 179,047  | -  | 347,080    | 559,226   | 558,561  | 1,032,901   | 1,032,951                 |  |  |
|  | J     | 108,950  | 180,638  | -  | 348,908    | 561,726   | 561,043  | 1,037,558   | 1,036,732                 |  |  |
|  | A     | 109,406  | 180,811  | -  | 349,637    | 560,634   | 560,874  | 1,037,837   | 1,037,857                 |  |  |
|  | S     | 109,628  | 181,287  | -  | 350,399    | 561,541   | 561,719  | 1,041,225   | 1,039,989                 |  |  |
|  | O     | 110,247  | 183,183  | -  | 353,081    | 564,281   | 564,336  | 1,045,773   | 1,044,646                 |  |  |
|  | N     | 110,656  | 185,158  | -  | 355,500    | 567,466   | 566,996  | 1,051,488   | 1,049,312                 |  |  |
|  | D     | 111,984  | 187,388  | -  | 359,158    | 569,704   | 571,277  | 1,057,630   | 1,057,584                 |  |  |
| 1997   | J     | 113,849  | 189,605  | -  | 363,360    | 574,096   | 578,007  | 1,063,128   | 1,067,226                 |  |  |
|  | F     | 114,572  | 190,987  | -  | 365,466    | 579,078   | 580,379  | 1,069,973   | 1,072,937                 |  |  |
|  | M     | 115,770  | 191,917  | -  | 367,746    | 587,522   | 586,161  | 1,082,345   | 1,081,814                 |  |  |
|  | A     | 116,982  | 192,885  | -  | 370,241    | 592,358   | 590,479  | 1,088,746   | 1,088,335                 |  |  |
|  | M     | 117,027  | 194,221  | -  | 372,268 E  | 596,908E  | 594,523 E  | 1,094,898 E   | 1,094,006 E               |  |  |
|  | J     | 117,305  | 195,310  | -  | 374,070 E  | 599,679E  | 598,944 E  | 1,100,175 E   | 1,100,159 E               |  |  |
|  | J     | 118,354  | 196,003  | -  | 376,349 E  | 602,552E  | 601,712 E  | 1,105,330 E   | 1,104,391 E               |  |  |
|  | A     | 119,268  | 197,455  | -  | 379,129 E  | 607,981E  | 608,314 E  | 1,111,736 E   | 1,111,927 E               |  |  |
|  | S     | 120,629  | 198,889  | -  | 382,121 E  | 613,382E  | 613,630 E  | 1,120,974 E   | 1,119,782 E               |  |  |
|  | O     | 122,713  | 200,743R   | -  | 386,432E,R | 620,966E,R  | 621,017E,R   | 1,128,641E,R  | 1,127,408E,R              |  |  |
|  | N     | 123,952  | 203,350R   | -  | 390,508E,R | 626,633E,R  | 626,191E,R   | 1,135,477E,R  | 1,133,222E,R              |  |  |
|  | D     | 124,643  | 205,345R   | -  | 393,706E,R | 630,173E,R  | 632,044E,R   |   |                           |  |  |

(1) Data for Trust and Mortgage Loan Companies reflect the acquisition of Trustco Prêt et Revenu by Laurentian Bank of Canada on June 1, 1996, the acquisition of Municipal Savings & Loan Corporation by National Bank on November 1, 1996, the incorporation of Citizens Bank of Canada on January 20, 1997 and the acquisition of National Trust and Victoria and Grey Mortgage Corporation by the Bank of Nova Scotia on August 14, 1997. / Les données des sociétés de fiducie ou de prêt hypothécaire reflètent l'acquisition par la Banque Laurentienne du Canada, le 1<sup>er</sup> juin 1996, de la société Trustco Prêt et Revenu, l'acquisition par la Banque Nationale, le 1<sup>er</sup> novembre 1996, de la Municipal Savings & Loan Corporation, la constitution, le 20 janvier 1997, de la Banque Citizens du Canada ainsi que l'acquisition par la Banque de Nouvelle-Écosse, le 14 août 1997, du Trust National et de la Société d'hypothèque Victoria et Grey.

| End of period<br>En fin de période           |      | GOVERNMENT OF CANADA SECURITIES OUTSTANDING (Par Value)<br>ENCOURS DES TITRES DU GOUVERNEMENT CANADIEN (Valeur nominale) |  |   |                |                                    |  |                      | BCR Table G4<br>RBC Tableau G4 |                                  |                      |                |
|--|------|--|--|---|----------------|------------------------------------|--|----------------------|--------------------------------|----------------------------------|----------------------|----------------|
|  |      | Millions of Canadian dollars<br>En millions de dollars canadiens   |  |   |                |                                    |  |                      |                                |                                  |                      |                |
|  |      | Treasury bills<br>Bons du Trésor   | Other direct and guaranteed securities(1)<br>Autres titres émis ou garantis(1) | Canada Savings Bonds and Other Retail Instruments<br>Obligations d'épargne du Canada et autres titres de placements au détail | Total<br>Total | Held by<br>Détenteurs              | Government accounts<br>Comptes du gouvernement |                      |                                |                                  |                      |                |
|  |      |  |  |   |                | Bank of Canada<br>Banque du Canada | Treasury bills<br>Bons du Trésor               | Bonds<br>Obligations | Total<br>Total                 | Treasury bills<br>Bons du Trésor | Bonds<br>Obligations | Total<br>Total |
|  |      | B2425  |  | B2408   | B2400          | B2470                              | B2471  | B2469                |                                | B2466                            | B2467                | B2461          |
| 1997   | S    | 115,300  | 309,174  | 31,878  | 456,352        | 15,043                             | 12,273   | 27,316               |                                | 108                              | 5,873                | 5,981          |
|  | O    | 119,900  | 306,417  | 31,544  | 457,861        | 16,156                             | 12,176   | 28,333               |                                | 88                               | 5,682                | 5,770          |
|  | N    | 116,400  | 310,145  | 31,537  | 458,082        | 15,377                             | 12,246   | 27,623               |                                | 84                               | 5,873                | 5,957          |
|  | D    | 108,800  | 316,995  | 31,090  | 456,885        | 14,233                             | 12,771   | 27,004               |                                | 158                              | 5,704                | 5,862          |
| 1997   | D 3  | 116,400  | 312,544  | 31,262  | 460,207        | 14,791                             | 12,421   | 27,212               |                                | 142                              | 5,873                | 6,015          |
|  | 10   | 109,000  | 312,942  | 31,228  | 453,169        | 14,068                             | 12,421   | 26,489               |                                | 118                              | 5,873                | 5,991          |
|  | 17   | 112,300  | 316,442  | 31,178  | 459,920        | 14,646                             | 12,771   | 27,417               |                                | 116                              | 5,873                | 5,989          |
|  | 24   | 111,100  | 316,546  | 31,110  | 458,756        | 13,716                             | 13,516   | 27,232               |                                | 106                              | 5,873                | 5,979          |
|  | 31   | 108,800  | 316,995  | 31,090  | 456,885        | 14,233                             | 12,771   | 27,004               |                                | 158                              | 5,873                | 6,031          |
| 1998   | J 7  | 108,800  | 316,825  | 30,985  | 456,610        | 14,247                             | 12,771   | 27,018               |                                | 144                              | 5,534                | 5,678          |
|  | 14   | 110,400  | 316,825  | 30,910  | 458,136        | 14,301                             | 12,771   | 27,072               |                                | 140                              | 5,534                | 5,674          |
|  | 21   | 108,000  | 316,825  | 30,859  | 455,684        | 14,118                             | 12,771   | 26,889               |                                | 122                              | 5,534                | 5,656          |
|  | 28   | 109,700  | 316,825  | 30,822  | 457,346        | 14,185                             | 12,771   | 26,957               |                                | 104                              | 5,534                | 5,638          |
| Changes from : Variations par rapport à la : |      |  |  |   |                |                                    |  |                      |                                |                                  |                      |                |
| 1997   | J 29 | -21,500  | 18,136   | -2,537  | -5,901         | -2,757                             | 4,574  | 1,817                |                                | 12                               | -338                 | -326           |
| 1998   | J 21 | 1,700  | -1   | -37   | 1,662          | 67                                 | -  | 67                   |                                | -18                              | -                    | -18            |

| End of period<br>En fin de période |     | GOVERNMENT OF CANADA SECURITIES OUTSTANDING (Par Value)<br>ENCOURS DES TITRES DU GOUVERNEMENT CANADIEN (Valeur nominale) |  |   |                | Average of<br>Wednesdays<br>and<br>Wednesday<br>Moyenne<br>mensuelle<br>des mercredis<br>ou données<br>du mercredi | GOVERNMENT OF CANADA CANADIAN DOLLAR DEPOSITS<br>DÉPÔTS EN DOLLARS CANADIENS DU GOUVERNEMENT CANADIEN |                              |                |  |
|------------------------------------|-----|--|--|---|----------------|--|---|------------------------------|----------------|--|
|                                    |     | Millions of Canadian dollars<br>En millions de dollars canadiens   |  |   |                |  | Millions of dollars<br>En millions de dollars   |                              |                |  |
|                                    |     | Held by<br>Détenteurs  |  |   |                |  | Held at<br>Détenteurs   |                              |                |  |
|                                    |     | General Public<br>Autres détenteurs  |  |   |                |  | Bank of Canada<br>Banque du Canada  | Direct clearers<br>Adhérents | Total<br>Total | Of which :<br>term<br>Dont :<br>à terme fixe |
|                                    |     | Treasury bills<br>Bons du Trésor   | Marketable bonds and notes<br>Obligations et billets négociables | Canada Savings Bonds and Other Retail Instruments<br>Obligations d'épargne du Canada et autres titres de placements au détail | Total<br>Total |  |   |                              |                |  |
|                                    |     | B2477  | B2478  | B2408   | B2475          |  | B54   | B2523                        |                |  |
| 1997                               | S   | 100,149  | 291,028  | 31,878  | 423,055        | 1997 O   | 8   | 4,161                        | 4,170          | 3,915  |
|                                    | O   | 103,656  | 288,559  | 31,544  | 423,759        | N  | 9   | 8,311                        | 8,320          | 7,550  |
|                                    | N   | 100,939  | 292,026  | 31,537  | 424,502        | D  | 14  | 9,960                        | 9,974          | 9,460  |
|                                    | D   | 94,409   | 298,520  | 31,090  | 424,020        |  |   |                              |                |  |
| 1997                               | D 3 | 101,467  | 294,251  | 31,262  | 426,980        | 1998 J   | 9   | 12,534                       | 12,543         | 12,019                                       |
|                                    | 10  | 94,814   | 294,648  | 31,228  | 420,690        | 1997 D 3   | 6   | 9,840                        | 9,846          | 9,500  |
|                                    | 17  | 97,538   | 297,798  | 31,178  | 426,514        | 10   | 11  | 4,450                        | 4,461          | 4,425  |
|                                    | 24  | 97,278   | 297,157  | 31,110  | 425,546        | 17   | 9   | 13,017                       | 13,026         | 12,250                                       |
|                                    | 31  | 94,409   | 298,351  | 31,090  | 423,851        | 24   | 4   | 11,275                       | 11,280         | 10,725                                       |
|                                    |     |  |  |   |                | 31   | 41  | 11,219                       | 11,260         | 10,400                                       |
| 1998                               | J 7 | 94,409   | 298,520  | 30,985  | 423,914        | 1998 J 7   | 12  | 13,923                       | 13,935         | 13,775                                       |
|                                    | 14  | 95,959   | 298,520  | 30,910  | 425,389        | 14   | 6   | 14,443                       | 14,449         | 13,625                                       |
|                                    | 21  | 93,760   | 298,520  | 30,859  | 423,139        | 21   | 10  | 10,535                       | 10,545         | 10,100                                       |
|                                    | 28  | 95,411   | 298,519  | 30,822  | 424,752        | 28   | 8   | 11,233                       | 11,242         | 10,575                                       |

Changes from : Variations par rapport à la :

|      |      |         |        |        |        |           |    |       |       |       |
|------|------|---------|--------|--------|--------|-----------|----|-------|-------|-------|
| 1997 | J 29 | -18,755 | 13,900 | -2,537 | -7,392 | 1997 J 29 | 2  | 8,605 | 8,608 | 8,225 |
| 1998 | J 21 | 1,651   | -1     | -37    | 1,613  | 1998 J 21 | -1 | 698   | 696   | 475   |

(1) Includes securities denominated in foreign currency (excluding U.S. -pay "Canada Bills").  
Comprend les titres libellés en monnaies étrangères (à l'exclusion des "bons du Canada" en dollars É.-U.).

| Month<br>Mois | NET NEW SECURITIES ISSUES PLACED IN CANADA AND ABROAD (Millions of Canadian dollars)<br>ÉMISSIONS NETTES DE TITRES PLACÉS AU CANADA ET À L'ÉTRANGER (En millions de dollars canadiens) |  |   |  |  |   |                |   |          |          |          | BCR Table F4<br>RBC Tableau F4                                       |
|---------------|--|--|---|--|--|---|----------------|---|----------|----------|----------|--|
|               | Government<br>of Canada<br>bonds<br>Obligations<br>du<br>gouvernement<br>canadien  | Provincial<br>bonds<br>Obligations<br>des<br>provinces | Municipal<br>bonds<br>Obligations<br>des<br>municipalités | Corporations<br>Sociétés<br>Bonds<br>Obligations | Preferred<br>and common<br>stocks<br>Actions<br>privilégiées<br>ou<br>ordinaires | Other<br>institutions<br>and foreign<br>debtors<br>Autres<br>institutions<br>et<br>emprunteurs<br>étrangers | Total<br>Total | Treasury bills and other short-term paper<br>Bons du Trésor et autre papier à court terme |          |          |          | Total<br>net new<br>issues<br>Ensemble<br>des<br>émissions<br>nettes |
|               | B3045(Q)   | B3048(Q)   | B3051(Q)  | B3054(Q)   | B3104(Q)   | B3063(Q)  | B3101(Q)       | B3161(Q)  | B3162(Q) | B3105(Q) | B3108(Q) | B3100(Q)   |
| 1996 M        | 684  | 1,414  | 44  | 1,044  | 1,512  | -23   | 4,675          | 7,658   | -553     | -540     | 1,117    | 22,447   |
| A             | 3,292  | -1,218   | -194  | 1,673  | 1,768  | -   | 5,321          | -3,638  |          | 1,287    | -329     |  |
| M             | 1,829  | -1,981   | -52   | 2,859  | 2,236  | -20   | 4,871          | -265  |          | 265      | 178      |  |
| J             | 4,297  | 422  | -26   | -397   | 1,950  | -   | 6,246          | -3,935  | 2,590    | -325     | 1,523    | 13,786   |
| J             | 5,474  | 1,607  | -170  | 1,369  | 1,333  | -   | 9,613          | -4,111  |          | 667      | 125      |  |
| A             | 1,331  | -418   | -132  | 198  | -787   | -   | 192            | -424  |          | -471     | -42      |  |
| S             | 916  | -764   | 338   | 1,126  | 1,810  | -   | 3,426          | -1,924  | -1,063   | -323     | 164      | 5,831  |
| O             | 1,452  | 1,695  | 177   | 1,312  | 1,691  | -3  | 6,324          | -2,009  |          | -285     | -257     |  |
| N             | 8,134  | 92   | 140   | 1,546  | 2,599  | -25   | 12,486         | -7,846  |          | 2,888    | -218     |  |
| D             | 6,027  | 419  | -56   | 3,616  | 2,168  | -   | 12,174         | -6,805  | -1,892   | 198      | -317     | 14,440   |
| 1997 J        | 2,668  | 172  | -55R  | 1,689  | 2,271  | -   | 6,745R         | -4,083  |          | 473      | 1,585    |  |
| F             | 3,135  | 893  | -76R  | 1,829  | 825  | -19   | 6,587R         | -2,526  |          | 1,918    | -571     |  |
| M             | -2,305   | -619   | 89R   | 2,968  | 1,765  | -11   | 1,887R         | 8,317   | -2,188   | -1,170   | 1,234    | 18,206R  |
| A             | -450   | -3,013   | -279  | 2,698  | 1,068  | -   | 24             | -4,664  |          | 1,083    | 1,694    |  |
| M             | 2,614  | -764   | -124  | 436  | 1,911  | -10   | 4,063          | -5,844  |          | -1,367   | 1,478    |  |
| J             | 6,783  | 2,437  | 209R  | 4,265  | 609  | -12   | 14,291R        | -4,793  | 3,953    | 1,021    | -656     | 10,284R  |
| J             | -4,681   | 1,897R   | -74   | 2,780  | 1,199  | -   | 1,121R         | 133   |          | -1,075   | 1,884    |  |
| A             | 3,441  | -1,759   | 58R   | 2,483  | 1,948  | -7  | 6,164R         | -3,710  |          | 317      | 1,447    |  |
| S             | 358  | 2,361  | -59R  | 2,606  | 1,182  | -8  | 6,440R         | -2,482  | -2,237   | 882      | -1,385   | 7,500R   |
| O             | -3,091   | -2,811   | 65R   | 4,324  | 3,191R   | -7  | 1,671R         | 4,802   |          | 3,010    | 2,779    |  |
| N             | 3,721  | 658R   | 54R   | 1,225  | 2,909R   | -5  | 8,562R         | -3,221  |          | 1,274    | -2,419   |  |
| D             | 5,944  | 1,054  | -661  | 2,871  | 1,918R   | -12   | 11,114         | -7,274  |          | -2,654R  | 892R     |  |

| End of<br>period<br>En fin<br>de période | CORPORATE SHORT-TERM PAPER OUTSTANDING<br>ENCOURS DES EFFETS À COURT TERME DES SOCIÉTÉS                                   |   |                |   |   |                |   |  |   |   | BCR Table F2<br>RBC Tableau F2 |         |
|--|---|---|----------------|---|---|----------------|---|--|---|---|--------------------------------|---------|
|  | Millions of Canadian dollars<br>En millions de dollars canadiens  |   |                |   |   |                |   |  |   |   |                                |         |
|  | Sales finance and consumer<br>loan company paper<br>Papier des sociétés de<br>financement ou de prêt à la<br>consommation |   |                | Other commercial paper<br>Autre papier commercial |   |                | Canadian<br>dollar<br>bankers'<br>acceptances<br>bancaires<br>en dollars<br>canadiens                           |  | Total corporate short-term paper<br>Papier à court terme émis par<br>les sociétés |   |                                |         |
|  | Canadian<br>dollars<br>Dollars<br>canadiens   | Other<br>currencies<br>Autres<br>monnaies | Total<br>Total | Canadian<br>dollars<br>Dollars<br>canadiens       | Other<br>currencies<br>Autres<br>monnaies | Total<br>Total | Of which paper<br>issued by non-<br>financial<br>corporations<br>Dont papier<br>des sociétés<br>non financières |  | Canadian<br>dollars<br>Dollars<br>canadiens                                       | Other<br>currencies<br>Autres<br>monnaies | Total<br>Total                 |         |
|  | B17417  | B17419                                    | B17420         | B15002  | B15004                                    | B15005         | B15020  |  | B15011  | B15010                                    | B15013                         | B15014  |
| 1996 M                                   | 8,529   | 635                                       | 9,164          | 13,828  | 7,972                                     | 21,800         | 15,289  |  | 33,138  | 55,495                                    | 8,607                          | 64,102  |
| A  | 8,427   | 667                                       | 9,094          | 13,872  | 9,284                                     | 23,157         | 16,651  |  | 32,809  | 55,109                                    | 9,951                          | 65,060  |
| M  | 8,540   | 790                                       | 9,330          | 14,689  | 8,497                                     | 23,186         | 17,077  |  | 32,987  | 56,216                                    | 9,287                          | 65,503  |
| J  | 8,841   | 659                                       | 9,500          | 14,591  | 8,100                                     | 22,691         | 16,225  |  | 34,510  | 57,942                                    | 8,759                          | 66,701  |
| J  | 8,546   | 506                                       | 9,051          | 14,974  | 8,832                                     | 23,807         | 17,221  |  | 34,635  | 58,155                                    | 9,338                          | 67,493  |
| A  | 8,695   | 596                                       | 9,291          | 15,218  | 7,878                                     | 23,096         | 16,538  |  | 34,593  | 58,505                                    | 8,474                          | 66,980  |
| S  | 8,769   | 728                                       | 9,497          | 14,920  | 7,646                                     | 22,567         | 16,023  |  | 34,757  | 58,447                                    | 8,375                          | 66,821  |
| O  | 8,714   | 808                                       | 9,522          | 14,917  | 7,341                                     | 22,257         | 15,688  |  | 34,500  | 58,130                                    | 8,149                          | 66,279  |
| N  | 8,739   | 1,098                                     | 9,837          | 17,460  | 7,370                                     | 24,830         | 16,079  |  | 34,282  | 60,481                                    | 8,467                          | 68,948  |
| D  | 9,281   | 1,358                                     | 10,639         | 16,931  | 7,294                                     | 24,226         | 14,954  |  | 33,965  | 60,177                                    | 8,653                          | 68,830  |
| 1997 J                                   | 8,818   | 1,596                                     | 10,414         | 17,366  | 7,558                                     | 24,924         | 17,528  |  | 35,550  | 61,734                                    | 9,154                          | 70,888  |
| F  | 9,256   | 1,956                                     | 11,212         | 18,436  | 7,608                                     | 26,044         | 17,957  |  | 34,979  | 62,671                                    | 9,564                          | 72,235  |
| M  | 9,727   | 2,182                                     | 11,909         | 17,081  | 7,096                                     | 24,177         | 16,724  |  | 36,213  | 63,020                                    | 9,278                          | 72,298  |
| A  | 10,360  | 1,982                                     | 12,342         | 17,353  | 7,474                                     | 24,827         | 17,367  |  | 37,907  | 65,620                                    | 9,456                          | 75,076  |
| M  | 10,489  | 2,087                                     | 12,576         | 16,382  | 6,845                                     | 23,226         | 16,172  |  | 39,385  | 66,255                                    | 8,932                          | 75,187  |
| J  | 11,002  | 1,945                                     | 12,947         | 16,636  | 7,239                                     | 23,876         | 16,846  |  | 38,729  | 66,367                                    | 9,184                          | 75,552  |
| J  | 10,005  | 2,007                                     | 12,012         | 16,612  | 7,124                                     | 23,736         | 17,084  |  | 40,613  | 67,230                                    | 9,131                          | 76,361  |
| A  | 9,581   | 2,204                                     | 11,785         | 17,161  | 7,118                                     | 24,280         | 17,932  |  | 42,060  | 68,802                                    | 9,323                          | 78,125  |
| S  | 10,724  | 2,092                                     | 12,816         | 16,974  | 7,157                                     | 24,131         | 17,511  |  | 40,675  | 68,373                                    | 9,249                          | 77,622  |
| O  | 11,227  | 2,660                                     | 13,887         | 17,788  | 8,282                                     | 26,070         | 19,090  |  | 43,454  | 72,469                                    | 10,942                         | 83,411  |
| N  | 12,089  | 3,199                                     | 15,287         | 17,436  | 8,508                                     | 25,944         | 19,209  |  | 41,035  | 70,560                                    | 11,707                         | 82,266  |
| D  | 11,344  | 2,539                                     | 13,883         | 15,897R   | 8,797R                                    | 24,694R        | 17,941R   |  | 41,927R   | 69,168R                                   | 11,336R                        | 80,504R |



End of period  
En fin  
de période

TRUST AND MORTGAGE LOAN COMPANIES EXCLUDING BANK TRUST AND MORTGAGE LOAN SUBSIDIARIES :  
MONTHLY STATEMENT OF ESTIMATED ASSETS AND LIABILITIES (Millions of dollars)  
SOCIÉTÉS DE FIDUCIE OU DE PRÊT HYPOTHÉCAIRE, À L'EXCEPTION DE CELLES QUI SONT DES FILIALES DE BANQUES À CHARTE :

BCR Table D1  
RBC Tableau D1

*SITUATION ESTIMATIVE MENSUELLE (En millions de dollars)*

| Assets<br>Actif  |       | Term deposits<br><i>Dépôts à terme</i>                     |  | Government of Canada<br>treasury bills<br><i>Bons du Trésor du gouvernement canadien</i> | Other short-term paper and bankers' acceptances<br><i>Autre papier à acceptations bancaires</i> | Canadian bonds<br><i>Obligations canadiennes</i>   |  |   | Residential mortgages<br><i>Prêts hypothécaires à l'habitation</i> | Personal loans<br><i>Prêts personnels</i> |        |        |
|--|-------|--|--|--|---|--|--|---|--|---|--------|--------|
| Cash and gross demand and notice deposits<br><i>Encaisse et montants bruts des dépôts à vue ou à préavis</i> |       | Items in transit<br><i>Effets en cours de compensation</i> | Chartered banks<br><i>Banques à charte</i> | Other<br><i>Autres</i>   |   | Government of Canada<br>direct and guaranteed<br><i>Émises ou garanties par le gouvernement canadien</i> | Provincial and municipal<br><i>Émises par les provinces et les municipalités</i> | Corporate<br><i>Émises par les sociétés</i> |  |   |        |        |
|  | B1703 | B1752  | B1705                                      | B1706  | B1708   | B1750  | B1712  | B1713                                       | B1714  | B1722                                     | B1716  |        |
| 1997   | M     | 639  | -283                                       | 373  | 124   | 2,552  | 2,741  | 4,416                                       | 729  | 254                                       | 35,887 | 13,290 |
|  | A     | 451  | -4   | 300  | 168   | 2,783  | 2,876  | 4,442                                       | 757  | 972                                       | 35,164 | 13,382 |
|  | M     | 395  | -2   | 476  | 187   | 2,657  | 3,181  | 4,553                                       | 797  | 1,341                                     | 34,956 | 13,578 |
|  | J     | 561  | 106  | 385  | 128   | 2,596  | 2,624  | 3,891                                       | 647  | 1,204                                     | 34,575 | 13,807 |
|  | J     | 617  | -6   | 432  | 185   | 2,672  | 2,536  | 4,616                                       | 611  | 784                                       | 34,217 | 14,140 |
|  | A     | 391  | -5   | 88   | 39  | 1,836  | 2,317  | 4,517                                       | 580  | 413                                       | 24,994 | 12,823 |
|  | S     | 417  | -108                                       | 138  | 46  | 1,926  | 4,378  | 2,240                                       | 657  | 813                                       | 24,703 | 13,095 |
|  | O     | 395  | -4   | 142  | 62  | 2,053  | 4,684  | 2,363                                       | 682  | 863                                       | 24,479 | 13,176 |
|  | N     | 373  | -5   | 60   | 53  | 1,982  | 4,528  | 2,286                                       | 659  | 835                                       | 23,958 | 13,482 |

End of period  
En fin  
de période

TRUST AND MORTGAGE LOAN COMPANIES EXCLUDING BANK TRUST AND MORTGAGE LOAN SUBSIDIARIES :  
MONTHLY STATEMENT OF ESTIMATED ASSETS AND LIABILITIES (Millions of dollars)  
SOCIÉTÉS DE FIDUCIE OU DE PRÊT HYPOTHÉCAIRE, À L'EXCEPTION DE CELLES QUI SONT DES FILIALES DE BANQUES À CHARTE :

continued  
suite

*SITUATION ESTIMATIVE MENSUELLE (En millions de dollars)*

| Assets<br>Actif  |       | Leasing contracts<br><i>Contrats de crédit-bail</i> |       | Canadian preferred and common shares<br><i>Actions canadiennes privilégiées ou ordinaires</i> | Other assets<br><i>Autres éléments de l'actif</i> | Total assets<br><i>Ensemble de l'actif</i> | Liabilities<br>Passif     |                                   |   |  |
|--|-------|---|-------|---|---|--|---------------------------|-----------------------------------|---|--|
| Non-residential mortgages<br><i>Prêts hypothécaires sur immeubles non résidentiels</i> |       | Other loans<br><i>Autres prêts</i>                  |       |   |   |  | Deposits<br><i>Dépôts</i> | Chequable<br><i>Transférables</i> | Non-chequable<br><i>Non transférables</i> |  |
|  | B1723 | B1755   | B1718 | B1717   | B1719   | B1700                                      | B1729                     |                                   | B1730                                     |  |
| 1997   | M     | 2,929   | 2,290 | 532   | 1,605   | 3,135                                      | 71,213                    | 8,687                             | 5,195                                     |  |
|  | A     | 2,865   | 2,635 | 564   | 1,595   | 2,931                                      | 71,879                    | 8,786                             | 5,198                                     |  |
|  | M     | 2,830   | 2,119 | 560   | 1,649   | 1,969                                      | 71,244                    | 8,823                             | 5,229                                     |  |
|  | J     | 2,820   | 1,931 | 514   | 1,658   | 3,289                                      | 70,736                    | 9,572                             | 4,872                                     |  |
|  | J     | 2,813   | 2,162 | 549   | 1,654   | 5,421                                      | 73,403                    | 9,487                             | 4,790                                     |  |
|  | A     | 1,716   | 932   | 413   | 1,199   | 7,179                                      | 59,432                    | 7,800                             | 3,947                                     |  |
|  | S     | 1,701   | 546   | 377   | 1,336   | 2,820                                      | 55,085                    | 7,380                             | 3,822                                     |  |
|  | O     | 1,687   | 522   | 410   | 1,364   | 2,727                                      | 55,605                    | 7,432                             | 3,873                                     |  |
|  | N     | 1,652   | 1,397 | 408   | 1,450   | 2,707                                      | 55,827                    | 7,517                             | 3,909                                     |  |

End of period  
En fin  
de période

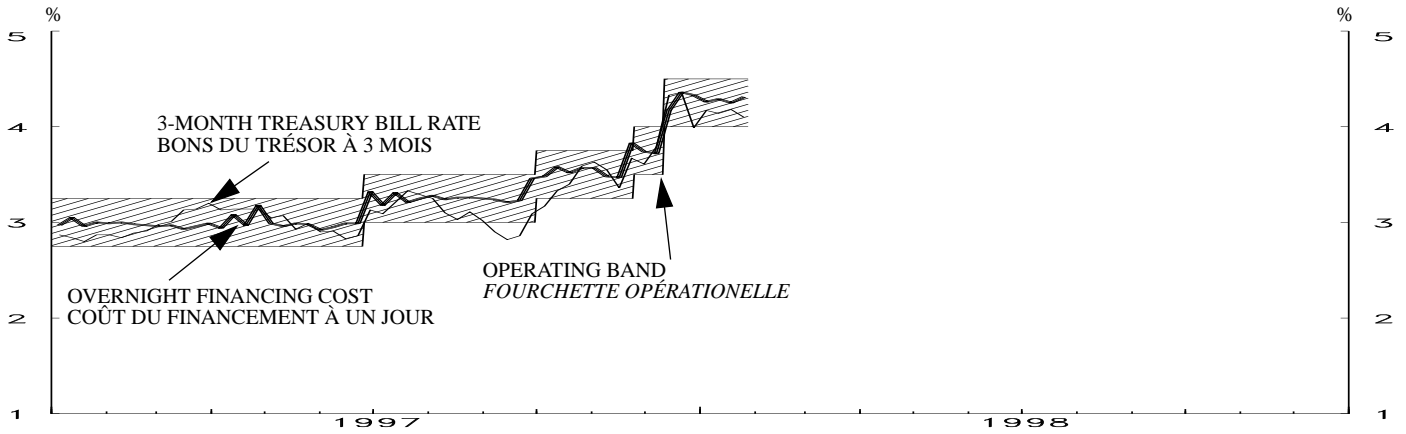
TRUST AND MORTGAGE LOAN COMPANIES EXCLUDING BANK TRUST AND MORTGAGE LOAN SUBSIDIARIES :  
MONTHLY STATEMENT OF ESTIMATED ASSETS AND LIABILITIES (Millions of dollars)  
SOCIÉTÉS DE FIDUCIE OU DE PRÊT HYPOTHÉCAIRE, À L'EXCEPTION DE CELLES QUI SONT DES FILIALES DE BANQUES À CHARTE :

continued  
suite

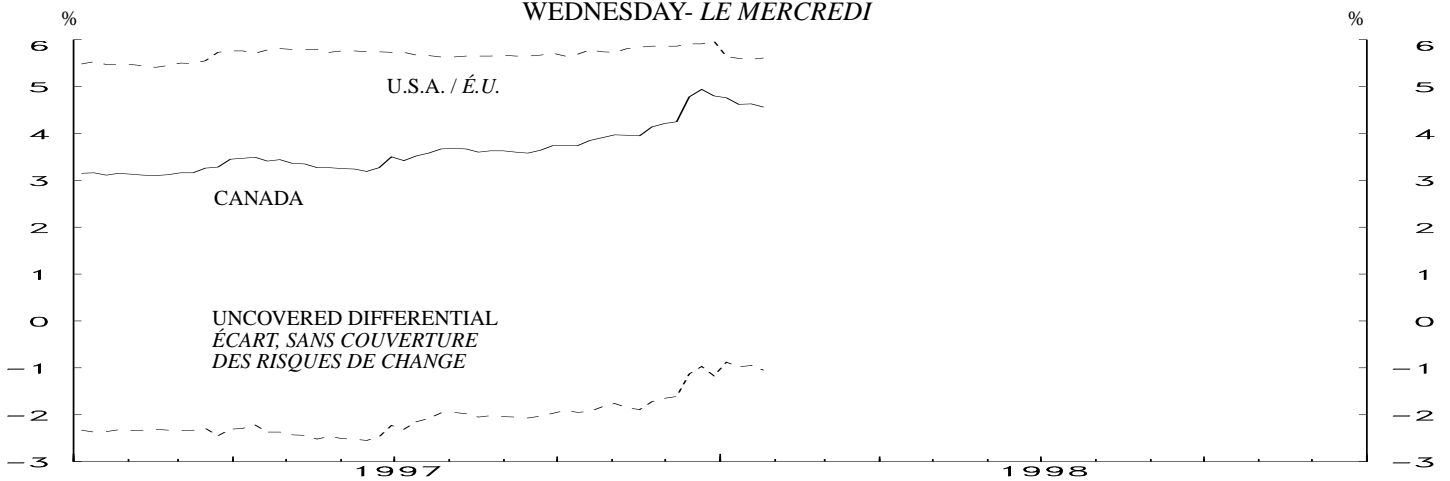
*SITUATION ESTIMATIVE MENSUELLE (En millions de dollars)*

| Liabilities<br>Passif  |  | Term deposits<br><i>Dépôts</i> |  | Loans and overdrafts<br><i>Emprunts et découverts bancaires</i> | Promissory notes and debentures<br><i>Billets à ordre et déventures</i> | Other liabilities<br><i>Autres éléments du passif</i> | Shareholders' equity<br><i>Avoir propre des actionnaires</i> | Total liabilities<br><i>Ensemble du passif</i> |       |       |       |        |       |
|--|--|--------------------------------|--|---|---|---|--|--|-------|-------|-------|--------|-------|
| Term deposits, guaranteed investment certificates and debentures<br><i>Dépôts à terme, certificats de placement garantis et déventures</i> |  | Total<br><i>Total</i>          | Of which: Personal<br><i>Dont : des particuliers</i> | Of which: Tax exempt<br><i>Dont : Exempts d'impôts</i>          |   |   |  |  |       |       |       |        |       |
| Less than 1 year<br><i>Moins de 1 an</i>   | 1 year and over<br><i>1 an ou plus</i> | Total<br><i>Total</i>          |  |   |   |   |  |  |       |       |       |        |       |
|  |  |                                | B1732  | B1733   | B1731   | B1727   | B1753  | B1743  | B1734 | B1754 | B1739 | B1740  | B1725 |
| 1997   | M                                      | 9,138                          | 39,310   | 48,448  | 62,330  | 61,917  | 19,687   | 81   | 3,209 | 2,278 | 3,315 | 71,213 |       |
|  | A                                      | 9,116                          | 39,487   | 48,603  | 62,587  | 62,135  | 19,746   | 163  | 3,325 | 1,982 | 3,335 | 71,392 |       |
|  | M                                      | 9,093                          | 39,200   | 48,293  | 62,345  | 61,848  | 19,628   | 41   | 3,028 | 1,755 | 3,354 | 70,524 |       |
|  | J                                      | 9,017                          | 38,687   | 47,704  | 62,148  | 61,694  | 19,090   | 308  | 2,735 | 2,127 | 3,418 | 70,736 |       |
|  | J                                      | 8,889                          | 38,068   | 46,957  | 61,234  | 60,844  | 18,902   | 121  | 3,027 | 2,701 | 3,514 | 70,596 |       |
|  | A                                      | 7,950                          | 28,280   | 36,231  | 47,978  | 47,603  | 15,076   | 104  | 2,363 | 1,725 | 2,827 | 54,997 |       |
|  | S                                      | 8,078                          | 29,073   | 37,151  | 48,353  | 47,925  | 14,869   | 233  | 1,932 | 1,849 | 2,718 | 55,085 |       |
|  | O                                      | 8,132                          | 29,196   | 37,328  | 48,634  | 48,203  | 14,935   | 359  | 2,101 | 1,915 | 2,738 | 55,746 |       |
|  | N                                      | 8,225                          | 29,575   | 37,800  | 49,226  | 48,791  | 15,062   | 333  | 2,034 | 1,808 | 2,759 | 56,160 |       |

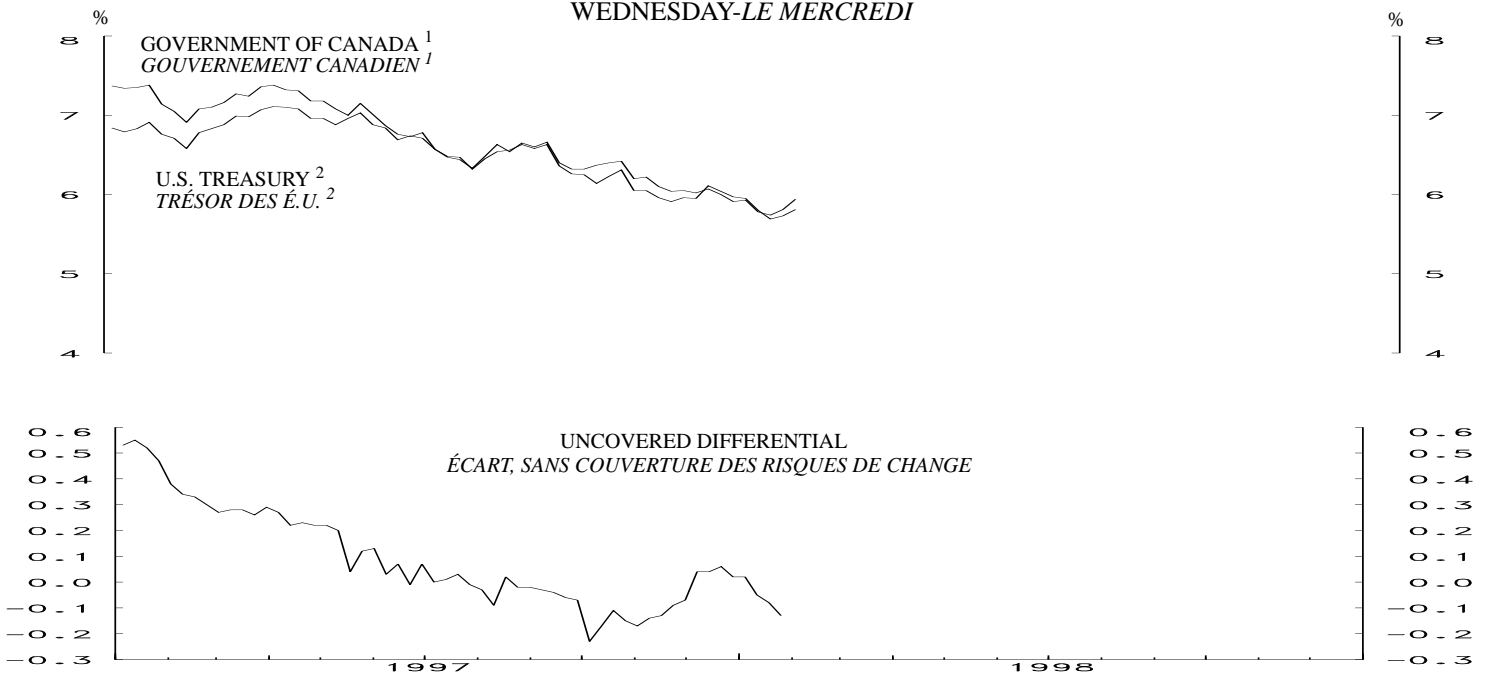
3-MONTH TREASURY BILL RATE AND OVERNIGHT FINANCING COST  
 TAUX DES BONS DU TRÉSOR À 3 MOIS ET COÛT DU FINANCEMENT À 1 JOUR  
 WEDNESDAY - LE MERCREDI



CANADA- U.S. 3-MONTH COMMERCIAL PAPER RATE  
 TAUX DU PAPIER COMMERCIAL À 3 MOIS - CANADA ET É.U.  
 WEDNESDAY- LE MERCREDI

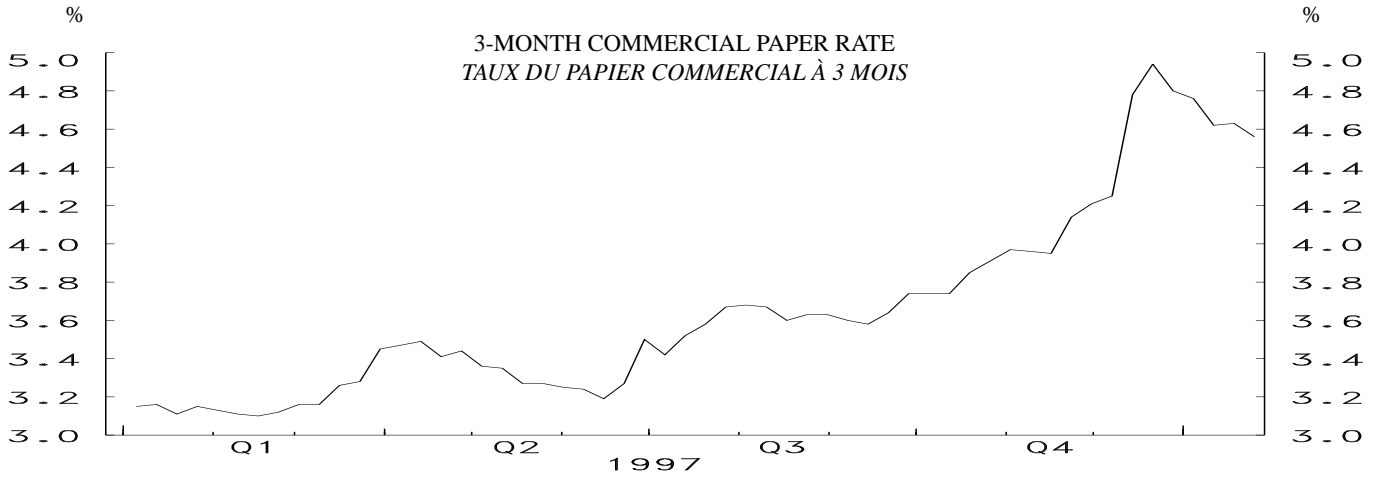


CANADA- U.S. GOVERNMENT LONG-TERM BOND YIELDS  
 OBLIGATIONS À LONG TERME DES GOUVERNEMENTS CANADIEN ET AMÉRICAIN  
 WEDNESDAY-LE MERCREDI



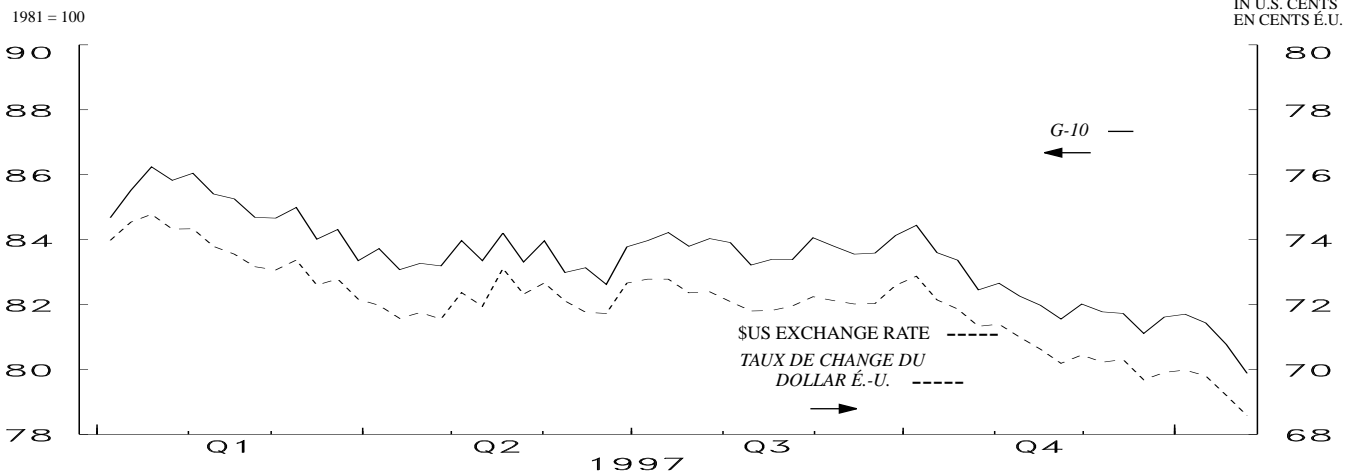
1. STARTING APRIL 30, 1997, 8% 01/06/2027./ À PARTIR DU 30 AVRIL 1997, 8% 01/06/2027.  
 2. STARTING NOVEMBER 12, 1997, 6 1/8% 15/11/2027./ À PARTIR DU 12 NOVEMBRE 1997, 6 1/8% 15/11/2027.

MONETARY CONDITIONS INDEX / *INDICE DES CONDITIONS MONÉTAIRES*  
 WEDNESDAY / *LE MERCREDI*

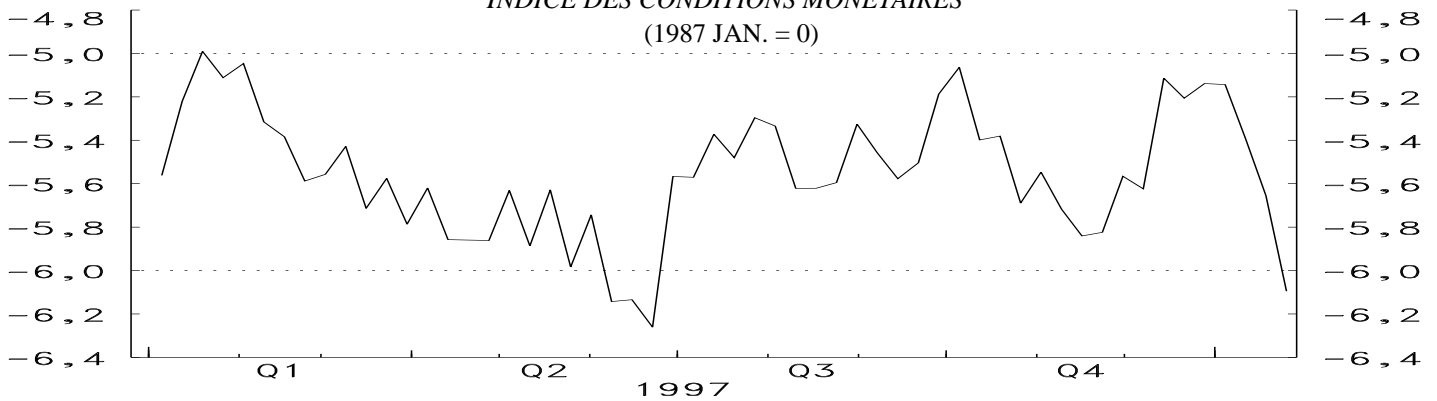


G-10 EXCHANGE RATE INDEX (WITH \$U.S. EXCHANGE RATE)

*INDICE PONDÉRÉ DU TAUX DE CHANGE PAR RAPPORT AU G-10 (AVEC LE TAUX DE CHANGE DU DOLLAR É.-U.)*



MONETARY CONDITIONS INDEX  
*INDICE DES CONDITIONS MONÉTAIRES*  
 (1987 JAN. = 0)

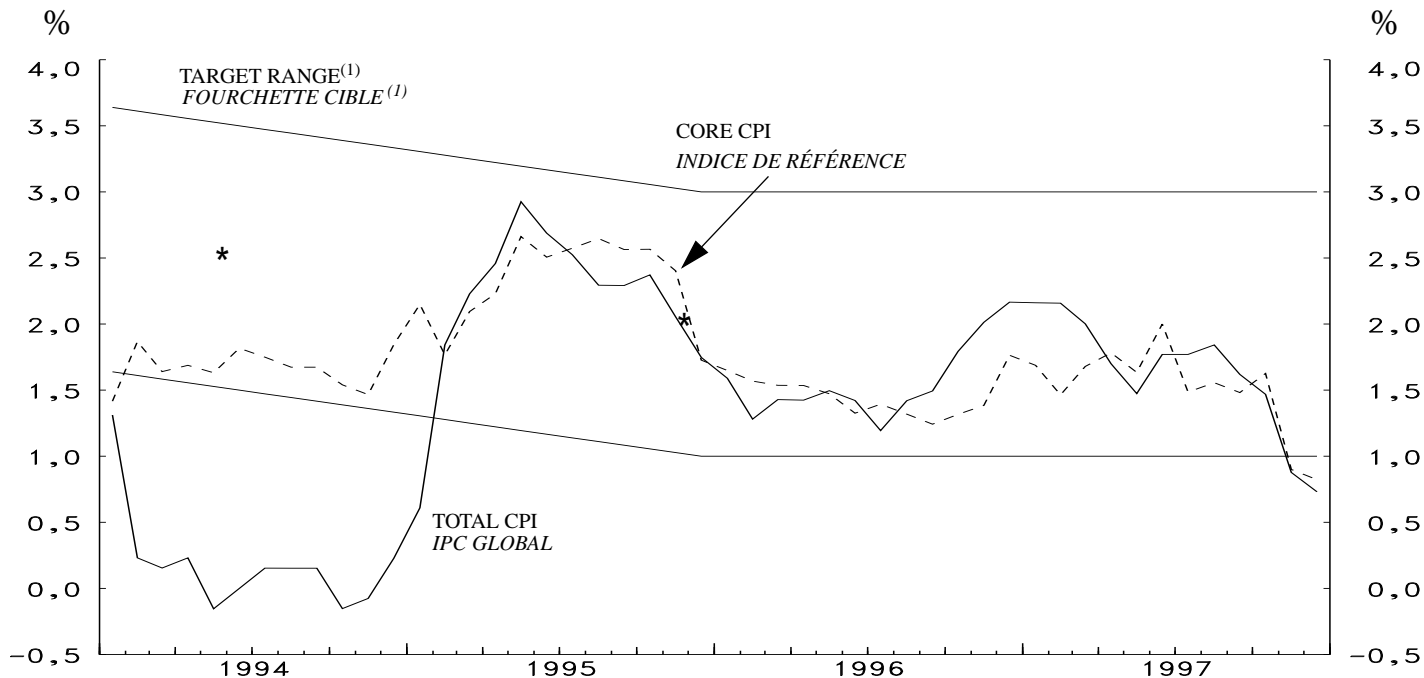


LAST DATA POINT PLOTTED: 28-Jan-98  
 FIN DE LA PÉRIODE CONSIDÉRÉE: 28-jan-98

NOTE: THE MONETARY CONDITIONS INDEX IS A WEIGHTED SUM OF THE CHANGES IN THE 3-MONTH COMMERCIAL PAPER RATE AND THE G-10 TRADE-WEIGHTED EXCHANGE RATE FROM JANUARY 1987. THE INDEX IS CALCULATED AS THE CHANGE IN THE INTEREST RATE PLUS ONE-THIRD OF THE PERCENTAGE CHANGE IN THE EXCHANGE RATE. THE BANK DOES NOT TRY TO MAINTAIN A PRECISE MCI LEVEL IN THE SHORT RUN. SEE MONETARY POLICY REPORT, MAY 1995, P.14.

NOTE: L'INDICE DES CONDITIONS MONÉTAIRES EST UNE SOMME PONDÉRÉE DES VARIATIONS DU TAUX DU PAPIER COMMERCIAL À 3 MOIS ET DU TAUX DE CHANGE PONDÉRÉ EN FONCTION DES ÉCHANGES COMMERCIAUX AVEC LES AUTRES PAYS DU G-10 À PARTIR DE JANVIER 1987. ON OBTIENT CET INDICE EN ADDITIONNANT LA VARIATION DU TAUX D'INTÉRÊT ET LE TIERS DE LA VARIATION, ÉTABLIE EN POURCENTAGE, DU TAUX DE CHANGE. LA BANQUE NE S'EFFORCE PAS, AU JOUR LE JOUR, DE MAINTENIR L'ICM À UN NIVEAU PRÉCIS. VOIR LE RAPPORT SUR LA POLITIQUE MONÉTAIRE, MAI 1995, P.15.

CONSUMER PRICE INDEX  
YEAR-OVER-YEAR PERCENTAGE CHANGE  
INDICE DES PRIX À LA CONSOMMATION  
TAUX DE VARIATION SUR DOUZE MOIS



LAST DATA POINT PLOTTED: Dec 97  
FIN DE LA PÉRIODE CONSIDÉRÉE: déc 97

\* Inflation - control target / \* Cibles de maîtrise de l'inflation

(1) Note: Although the targets are expressed in terms of the total CPI, the Bank of Canada bases its policy actions on a core measure of the CPI excluding food, energy, and the effects of indirect taxes.

Bien que les cibles soient exprimées en fonction de l'IPC global, la Banque du Canada utilise une indice de référence de l'inflation tendancielle, qui exclut les aliments, l'énergie et l'incidence des impôts indirects lorsque vient le moment de formuler sa politique monétaire.

| CONSUMER PRICE INDEX<br>INDICE DES PRIX À LA CONSOMMATION |  |  |  |                                    |   |              | MONETARY CONDITIONS INDEX<br>INDICE DES CONDITIONS MONÉTAIRES |   |   |   |       |
|---|--|--|--|------------------------------------|---|--------------|---|---|---|---|-------|
| Month<br>Mois   | Total CPI<br>IPC Global                            |  | Percentage (y/y) (unadjusted)<br>Taux de variation (a/a) (non désaisonnalisés) |                                    |   |              | Wednesday<br>le<br>mercredi                                   | 3-Month<br>prime<br>corporate<br>paper rate<br>Taux du papier<br>commercial<br>de premier choix<br>des sociétés<br>à 3 mois | Canadian<br>dollar index<br>against G-10<br>currencies<br>Indice du<br>dollar canadien<br>vis-à-vis<br>des devises<br>du G-10 | Monetary<br>conditions<br>index<br>Indice des<br>conditions<br>monétaires |       |
|   | Unadjusted<br>Données<br>non désai-<br>sonnalisées | Seasonally<br>adjusted<br>Données<br>désaison-<br>nalisées | Total CPI<br>IPC Global  | Core CPI<br>Indice de<br>référence | Alternative measures of<br>trend inflation<br>Autres mesures de<br>l'inflation tendancielle |              |   |   |   |   |       |
|   | P700000  | P719500  |  |                                    | CPIX<br>IPCX  | CPIW<br>IPCP |   | B113858   | B113929   |   |       |
| 1996  | A  | 135.3  | 135.0  | 1.4                                | 1.5   | 1.6          | 1.4   | 1997 O 1  | 3.74  | 84.13   | -5.19 |
|   | M  | 135.7  | 135.4  | 1.5                                | 1.5   | 1.6          | 1.4   | 8   | 3.74  | 84.44   | -5.06 |
|   | J  | 135.6  | 135.2  | 1.4                                | 1.3   | 1.7          | 1.4   | 15  | 3.74  | 83.60   | -5.40 |
|   | J  | 135.6  | 135.1  | 1.2                                | 1.4   | 1.6          | 1.3   | 22  | 3.85  | 83.37   | -5.38 |
|   | A  | 135.7  | 135.4  | 1.4                                | 1.3   | 1.6          | 1.4   | 29  | 3.91  | 82.45   | -5.69 |
|   | S  | 135.9  | 135.7  | 1.5                                | 1.2   | 1.7          | 1.4   |   |   |   |       |
|   | O  | 136.2  | 136.1  | 1.8                                | 1.3   | 1.7          | 1.6   | N 5   | 3.97  | 82.65   | -5.55 |
|   | N  | 136.8  | 136.7  | 2.0                                | 1.4   | 1.9          | 1.7   | 12  | 3.96  | 82.26   | -5.72 |
|   | D  | 136.8  | 136.9  | 2.2                                | 1.8   | 2.2          | 1.9   | 19  | 3.95  | 81.98   | -5.84 |
|   |  |  |  |                                    |   |              |   | 26  | 4.14  | 81.55   | -5.82 |
| 1997  | J  | 137.1  | 136.9  | 2.2                                | 1.7   | 2.0          | 1.9   |   |   |   |       |
|   | F  | 137.3  | 137.0  | 2.2                                | 1.5   | 2.0          | 1.8   | D 3   | 4.21  | 82.01   | -5.57 |
|   | M  | 137.6  | 137.2  | 2.0                                | 1.7   | 2.0          | 1.8   | 10  | 4.25  | 81.77   | -5.62 |
|   | A  | 137.6  | 137.2  | 1.7                                | 1.8   | 2.2          | 1.8   | 17  | 4.78  | 81.72   | -5.11 |
|   | M  | 137.7  | 137.3  | 1.5                                | 1.6   | 2.2          | 1.7   | 24  | 4.94  | 81.11   | -5.21 |
|   | J  | 138.0  | 137.4  | 1.8                                | 2.0   | 2.3          | 1.9   | 31  | 4.80  | 81.61   | -5.14 |
|   | J  | 138.0  | 137.5  | 1.8                                | 1.5   | 2.0          | 1.6   |   |   |   |       |
|   | A  | 138.2  | 137.9  | 1.8                                | 1.6   | 2.0          | 1.7   | 1998 J 7  | 4.76  | 81.70   | -5.14 |
|   | S  | 138.1  | 137.9  | 1.6                                | 1.5   | 1.7          | 1.5   | 14  | 4.62  | 81.43   | -5.39 |
|   | O  | 138.2  | 138.0  | 1.5                                | 1.6   | 1.9          | 1.5   | 21  | 4.63  | 80.77   | -5.66 |
|   | N  | 138.0  | 137.9  | 0.9                                | 0.9   | 1.3          | 1.1   | 28  | 4.56  | 79.88   | -6.09 |
|   | D  | 137.8  | 137.9  | 0.7                                | 0.8   | 1.3          | 1.1   |   |   |   |       |

Core CPI: The CPI excluding food, energy and the effect of indirect taxes. / L'indice de référence est l'IPC hors alimentation, énergie et effet des impôts indirects.

CPIX: The CPI excluding the eight most volatile components (fruits, vegetables, gasoline, fuel oil, natural gas, mortgage interest, inter-city transportation and tobacco products) as well as the effect of indirect taxes on the remaining components. CANSIM identifier for this series (in level terms) is B3318. / L'IPCX exclut de l'IPC les huit composantes les plus volatiles (fruits, légumes, essence, mazout, gaz naturel, intérêts hypothécaires, transport interurbain et produits du tabac) ainsi que l'effet des impôts indirects sur les autres composantes. Le numéro d'identification de Cansim applicable à cette série (données exprimées en valeur absolue) est le B3318.

CPIW: In this measure, each component of the total CPI is multiplied by an additional weight that is inversely proportional to the component's volatility, so that the more volatile the component the less it influences the overall index. / Dans l'IPC, chacune des composantes de l'IPC global est multipliée par une pondération additionnelle qui est inversement proportionnelle à la variabilité de la composante, afin que les plus volatiles d'entre elles influencent moins l'évolution de l'indice global.