

Government of Canada Securities

A Publication of the Department of Finance Canada

April 2006

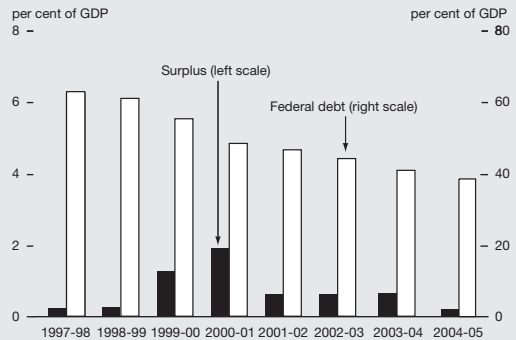
Canadian Economy

Selected Canadian economic statistics

	2004		2005			
	Q3	Q4	Q1	Q2	Q3	Q4
Annualized growth rates	(per cent)					
Real gross domestic product	2.9	2.1	2.1	3.4	3.5	2.5
Final domestic demand	3.5	4.3	5.7	3.9	4.2	4.3
Employment growth	1.3	1.7	0.6	1.7	1.5	2.4
Other						
Unemployment rate	7.1	7.1	7.0	6.8	6.8	6.4
Current account balance (percentage of GDP)	2.2	1.6	1.0	1.4	2.7	3.8

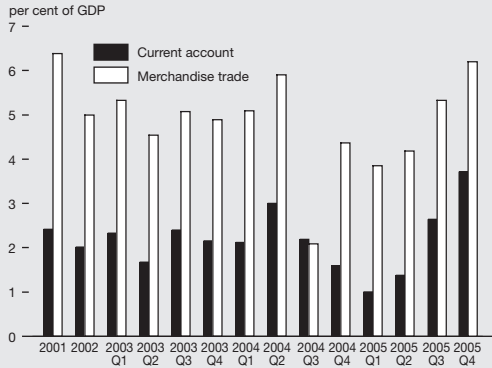
Source: Statistics Canada.

Government of Canada debt (accumulated deficit) and budgetary balance



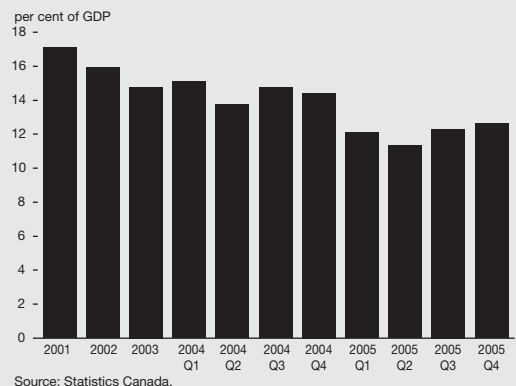
Source: Department of Finance Canada.

Canada's current account balance and merchandise trade balance



Source: Statistics Canada.

Canada's net international liabilities



Source: Statistics Canada.

Upcoming economic data releases of interest

April

February GDP
(April 28)

May

April Labour Force Survey
(May 5)

April CPI
(May 18)

March GDP
(May 31)

National Economic and Financial Accounts
January-March 2006
(May 31)

June

May Labour Force Survey
(June 9)

May CPI
(June 20)

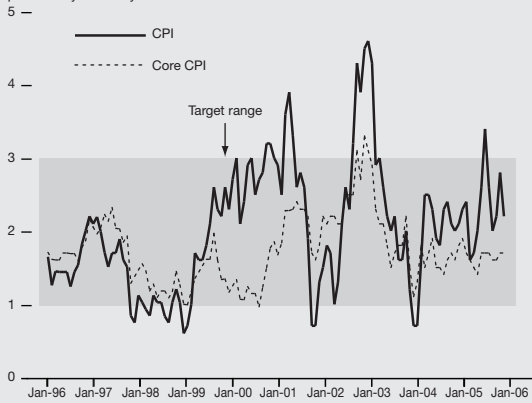
April GDP
(June 29)

Government of Canada Securities

Canadian Economy

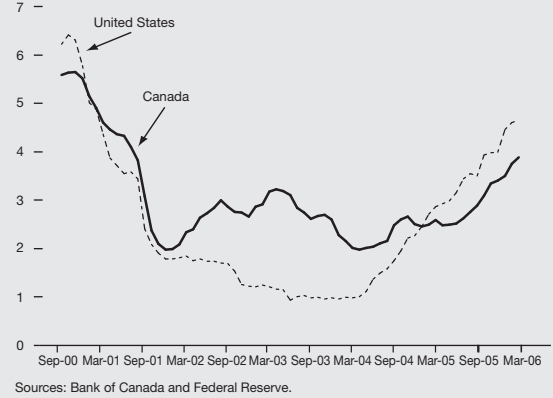
Consumer Price Index

per cent – year over year



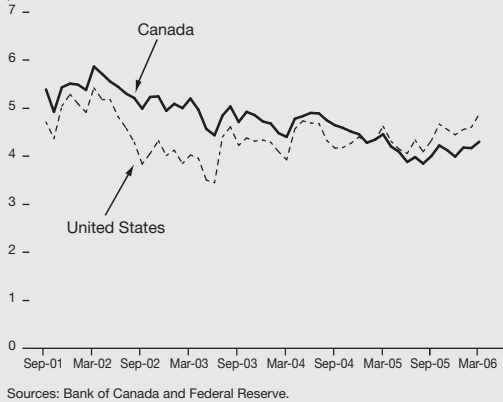
3-month treasury bill rates

per cent



10-year government bond rates

per cent



Exchange rate

C\$/US\$



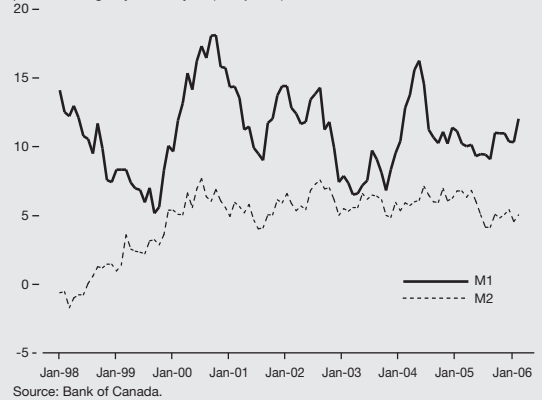
Overnight money market rate

per cent



Canadian monetary aggregates

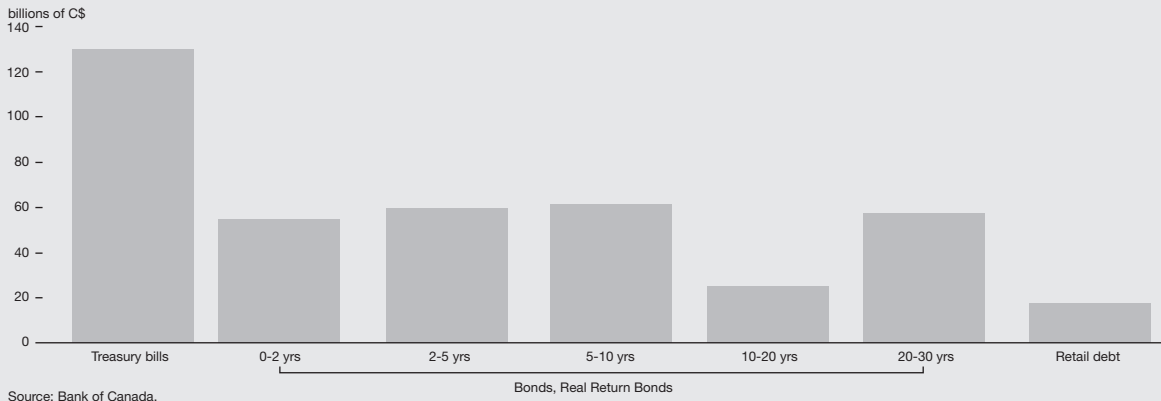
per cent change – year over year (unadjusted)



Government of Canada Securities

Primary Market

Outstanding Government of Canada treasury bills, bonds (by term maturity) and retail debt



Recent Government of Canada bond auction results

Auction date	Term	Maturity date	Coupon rate	Issue amount	Average price	Average yield	Auction coverage**	Tail***
	(years)		(%)	(millions of dollars)		(%)		(basis points)
March 1, 2006	30	December 1, 2036	3*	350	137.129	1.490	2.673	n.a.
February 15, 2006	5	September 1, 2011	3.75	1,900	98.000	4.159	2.836	0
February 1, 2006	10	June 1, 2016	4	2,000	98.261	4.209	2.688	0.3
January 11, 2006	30	June 1, 2037	5	1,300	115.451	4.118	2.532	0.2

* Real Return Bond.

** Coverage is defined as the ratio of total bids at auction to the amount auctioned.

*** Tail is defined as the high accepted yield minus the average yield.

Source: Bank of Canada.

Government of Canada bond auctions

Type of issue	Auction date (2006)	Further details of issue (2006)	Dated and delivered (2006)	Amount maturing*
				(millions of dollars)
10-year	April 19	April 13	April 24	0
5-year	May 17	May 11	May 23	0
Real Return Bond	May 31	May 25	June 5	0
2-year	June 14	June 8	June 16	0

Note: In addition, this quarter six operations are planned under the Government of Canada bond repurchase program. Three repurchase operations will be held in conjunction with each nominal bond auction, and three switch repurchase operations will take place: one on April 26 in the 30-year sector, one on June 7 in the 10-year sector and one on June 21 in the 5-year sector. Further details will be released on the Thursday prior to these operations. The target amount for the repurchase this quarter is \$1.9 billion.

*Maturity of \$6.5 billion on June 1, 2006.

Source: Bank of Canada.

Government of Canada Securities

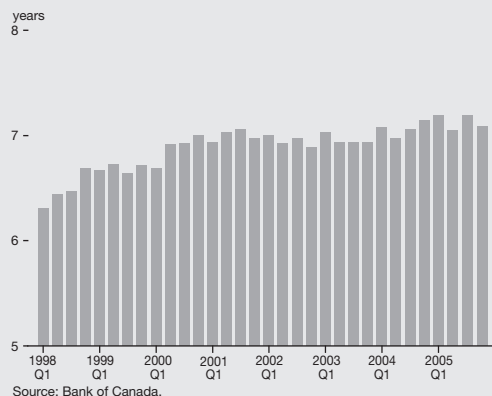
Primary Market

Government of Canada bond market benchmarks

Term	Maturity	Coupon	Amount outstanding (March 31, 2006)	Yield (March 31, 2006)
		(%)	(millions of dollars)	(%)
Fixed-coupon				
2-year	June 1, 2008	3.75	3,000	3.99
5-year	September 1, 2010	4.00	9,459	4.15
10-year	June 1, 2015	4.50	10,300	4.25
30-year	June 1, 2033	5.75	13,410	4.25
Real return				
30-year	December 1, 2026	4.25	5,250	1.61

Source: Department of Finance Canada.

Average term to maturity of Government of Canada marketable debt



Upcoming Government of Canada marketable bond maturities

April-June 2006	July-September 2006	October-December 2006	January-March 2007
(millions of dollars)			
6,236	6,006	11,750	193

Outstanding Government of Canada foreign currency debt

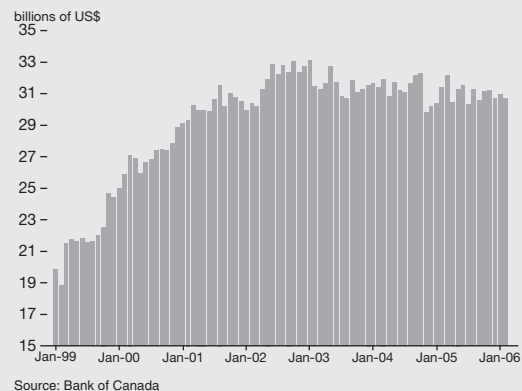
	(C\$ millions)*
Canada bills	1,771
Canada notes	1,034
Outstanding under EMTN program	1,478
6% US\$ bonds maturing August 28, 2006	1,168
6% NZ\$ bonds maturing October 3, 2007	360
4% EUR bonds maturing July 7, 2008**	1,971
5% US\$ bonds maturing November 5, 2008	2,920

*At par value, adjusted for exchange rates as of March 31, 2006.

**Original issue in Deutsche Marks was redenominated into euros on February 19, 1999.

Source: Bank of Canada.

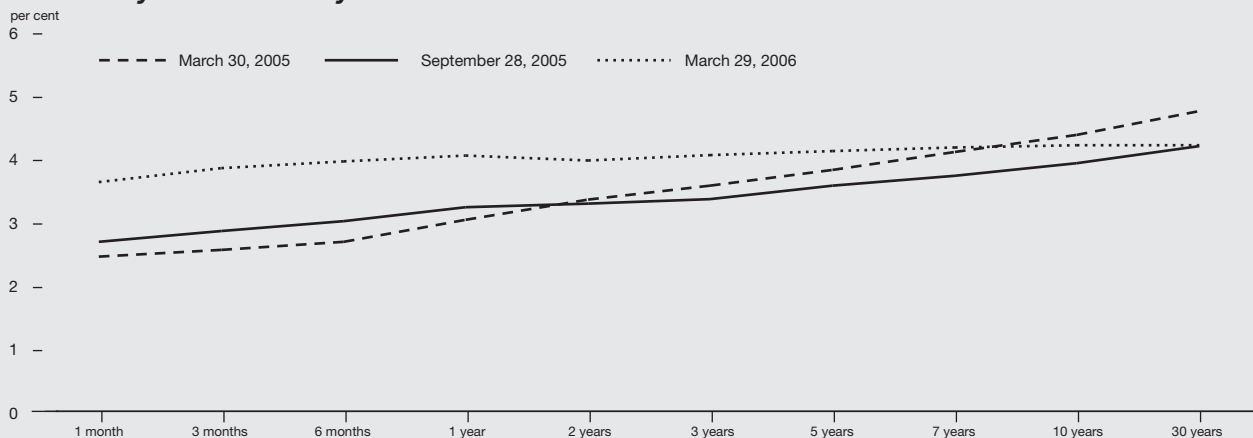
Canada's level of liquid foreign reserves



Government of Canada Securities

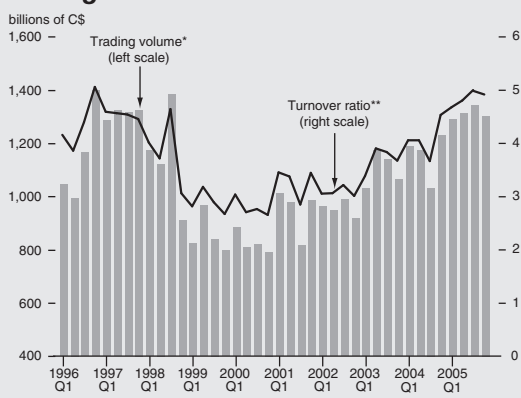
Secondary Market

Canadian yield-to-maturity curve



Source: Bank of Canada.

Government of Canada bonds trading volume and turnover ratio



*Trading volume is total trading volume in each quarter.
**Turnover ratio = total trading volume in each quarter/stock.
Source: Bank of Canada.

Government of Canada treasury bills trading volume and turnover ratio



*Trading volume is total trading volume in each quarter.
**Turnover ratio = total trading volume in each quarter/stock.
Source: Bank of Canada.

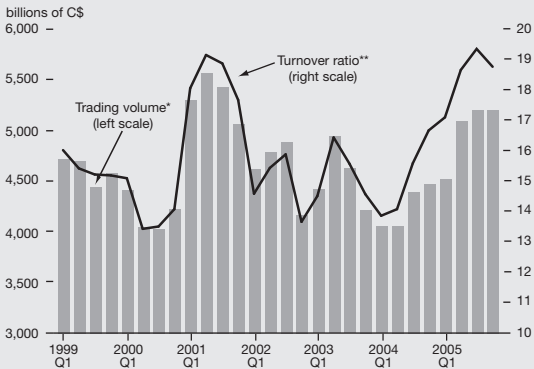
Government securities distributors

- Bank of Montreal (treasury bills only)
- Beacon Securities Limited
- BMO Nesbitt Burns Inc. (marketable bonds only)
- Canaccord Capital Corp.
- Canadian Imperial Bank of Commerce (treasury bills only)
- Casgrain & Company Limited
- CIBC World Markets Inc. (marketable bonds only)
- CTI Capital Inc.
- Desjardins Securities
- Deutsche Bank Securities Limited
- Golden Capital Securities Limited
- HSBC Bank Canada (treasury bills only)
- HSBC Securities (Canada) Inc. (marketable bonds only)
- Laurentian Bank Securities Inc.
- Merrill Lynch Canada Inc.
- J.P. Morgan Securities Canada Inc.
- National Bank Financial Inc.
- Ocean Securities Inc.
- Odium Brown Limited
- RBC Dominion Securities Inc.
- Scotia Capital Inc.
- The Toronto-Dominion Bank

Government of Canada Securities

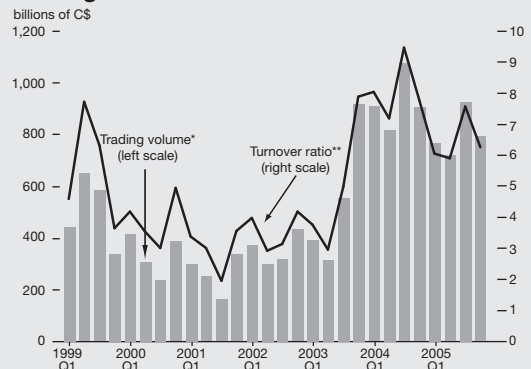
Secondary Market

Government of Canada bond repos trading volume and turnover ratio



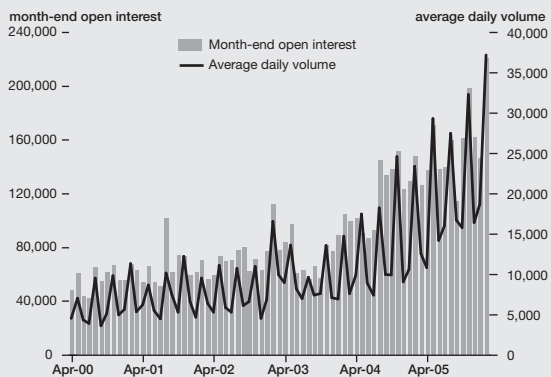
*Trading volume is total trading volume in each quarter.
 **Turnover ratio = total trading volume in each quarter/stock.
 Source: Bank of Canada.

Government of Canada treasury bill repos trading volume and turnover ratio



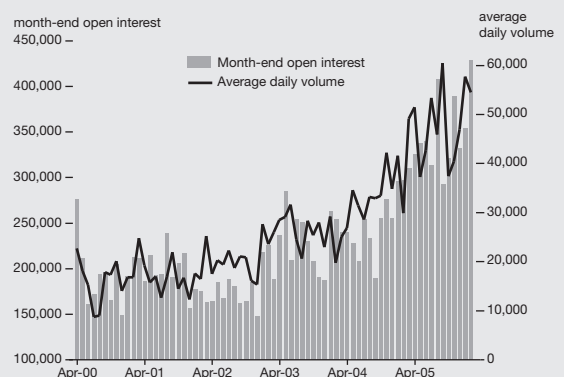
*Trading volume is total trading volume in each quarter.
 **Turnover ratio = total trading volume in each quarter/stock.
 Source: Bank of Canada.

10-year Government of Canada bond futures



Source: The Montreal Exchange.

3-month bankers acceptance futures



Source: The Montreal Exchange.

Government of Canada long-term credit ratings

	Standard & Poor's	Moody's Investors Service	Dominion Bond Rating Service
	Current	Current	Current
Domestic debt	AAA	Aaa	AAA
- Trend	Stable	Stable	Stable
Foreign debt	AAA	Aaa	AAA
- Trend	Stable	Stable	Stable

This publication is also available on the Internet at www.fin.gc.ca.
 Except as noted, the information in *Government of Canada Securities* is based upon data available as of March 31, 2006.
 For further information, contact Ian Blachford at (613) 992-6386.
 For additional copies or subscription inquiries, please contact the Distribution Centre at (613) 995-2855.

Ce document est également disponible en français.

