



# South American Beef Supply

## Approvisionnement en boeuf de l'Amérique latine

### Argentina / Argentine

PRELIMINARY

For the period January 1 - June 30 / Pour la période du 1er au 30 juin

#### Graded Slaughter / Abattage classé

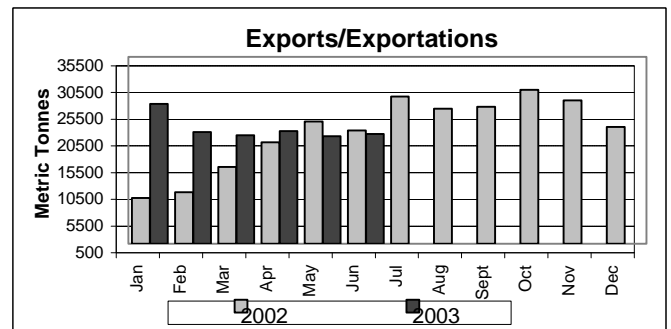
(Head/tête)	2003	2002	% chg
Steers / Bouvillons (400 -580 kg)	1,792,655	1,768,386	1.4
Light Steers / Bouvillon léger (280-370 kg)	1,033,765	1,118,563	-7.6
Bulls / Taureaux	84,550	89,075	-5.1
Cows / Vaches	1,076,160	1,083,646	-0.7
Heifers / Taures	914,360	879,133	4.0
Calves / Veaux	835,396	803,971	3.9
<b>Total</b>	<b>5,736,886</b>	<b>5,742,774</b>	<b>(0.1)</b>

#### Exports by Product / Exportations par produit

(Tonnes product weight)	2003	2002
Chilled / Frais	59,458	25,223
Hilton Cuts/Coupe Hilton	17,077	26,885
Processed/Transformé	22,332	20,304
Offals/Abats	32,912	26,384
<b>Total</b>	<b>131,779</b>	<b>71,911</b>

#### Exports / Exportations

(Tonnes product weight)	2003	2002	% chg
Brazil/Brésil	6,121	9,865	-38.0
Israel / Israël	17,347	3,711	367.4
United States / États-Unis	9,130	7,713	18.4
Hong Kong	11,064	10,034	10.3
Germany/Allemagne	14,616	12,574	16.2
United Kingdom/Royaume Uni	8,275	12,063	-31.4
Italy/Italie	5,552	4,339	28.0



Source: Secretaria de Agricultura, Ganaderia, Pesca y Alimentacion - SAGPyA, Livestock & Meat Market Intelligence Division

## URUGUAY

PRELIMINARY

For the period January 1 - June 30 / Pour la période du 1er au 30 juin

#### Slaughter (head) / Abattage (sujet)

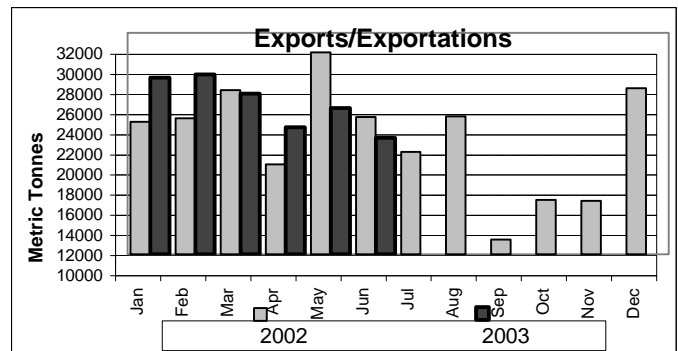
	2003	2002	% chg
Cows / Vaches	362,411	340,727	6.4
Bulls / Taureaux	14,965	13,960	7.2
Steers / Bouvillons	520,786	574,827	-9.4
Calves / Veaux	8,782	11,532	-23.8
<b>Total</b>	<b>906,944</b>	<b>941,046</b>	<b>-3.6</b>

#### Exports to Canada/Exportations au Canada

	2003	2002
Chilled / Frais	30,751	22,856
Frozen / Congelé	106,799	109,203
Processed/Transformé	16,199	13,601
<b>Total</b>	<b>153,749</b>	<b>145,660</b>

#### Exports / Exportations

Volume (Tonnes carcass weight)	2003	2002	% chg
Canada	51,450	346	14,769.9
U.S.	9,150	4,614	98.3
Israel / Israël	20,259	27,715	-26.9
European Union	20,522	40,319	-49.1
Russian Federation	5,526	6,832	-19.1
Argentina/Argentine	5,977	3,517	69.9
Brazil/Brésil	6,726	16,715	-59.8
Chile	10,309	5,336	93.2



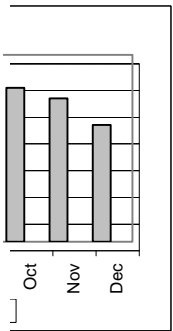
Source: National Meat Institute of the Republic of Uruguay

PRÉLIMINAIRE

ar produit

% chg  
135.7  
-36.5  
10.0  
24.7

83.3



PRÉLIMINAIRE

Canada

% chg  
(arcass weight)

34.5  
-2.2  
19.1

5.6

