

## HOUSING INFORMATION MONTHLY

Introduction and Definitions

Volume A: Starts, Completions, and Under Construction (Canada, Provincial, CMA and Large CA Levels)

Volume B: Seasonally-Adjusted Starts (Canada and Provincial)

Volume C: Quarterly Starts, Completions, and Under Construction (Canada and Provincial) (Available at end of Quarter)

Volume D: Apartment Starts and Completions (Canada, Provincial, CMA and Large CA)

Volume E: Starts and Completions by Intended Market (Canada and Provincial)

Volume F: Starts and Completions by Intended Market (CMA and Large CA)

Volume G: Market and Social Housing Starts, Completions, and Under Construction (Canada and Provincial)

Volume H: Starts, Completions, and Under Construction (Census Subdivision)

Volume I: Market Absorption Statistics (Canada, Provincial, CMA and Large CA)

Volume J: Market Absorption Statistics (Census Subdivision)

Volume K: Rental Market Statistics (Canada, Provincial, CMA, CA, and Cities 10,000+) (November only)

## BULLETIN MENSUEL D'INFORMATION SUR LE LOGEMENT

Introduction et définitions

Volume A: Logement mis en chantiers, achevés, et en construction (Canada, par province, RMR et grandes AR)

Volume B: Logements mis en chantier, données désaisonnalisées annualisées (Canada et par province)

Volume C: Logements mis en chantier, achevés, et en construction, par trimestre (Canada et par province) ( Disponible à la fin du trimestre)

Volume D: Appartements mis en chantier et achevés (Canada, par province, RMR, et grandes AR)

Volume E: Logement mis en chantiers et achevés, par marché visé (Canada et par province)

Volume F: Logements mis en chantiers et achevés, par marché visé (RMR et grandes AR)

Volume G: Logements sociaux et du marché mis en chantier, achevés, et en construction (Canada et par province)

Volume H: Logements mis en chantiers, achevés, et en construction (Subdivision de recensement)

Volume I: Statistiques d'écoulement sur le marché (Canada, par province, RMR, et grandes AR).

Volume J: Statistiques d'écoulement sur le marché (Subdivision de recensement)

Volume K: Statistiques sur les logements locatifs (Canada, par province, RMR, AR, et villes de 10 000 habitants et plus) ( Seulement disponible en novembre)



HOUSING

INFORMATION

MONTHLY

VOLUME A

STARTS, COMPLETIONS AND  
UNDER CONSTRUCTION (CANADA,  
PROVINCIAL, CMA, AND LARGE CA)

APRIL 2003



BULLETIN

MENSUEL

D'INFORMATION

SUR LE LOGEMENT

VOLUME A

LOGEMENTS MIS EN CHANTIER,  
ACHEVÉS, ET EN CONSTRUCTION  
(CANADA, PAR PROVINCE, RMR, ET  
GRANDES AR)

AVRIL 2003

MARKET ANALYSIS CENTRE

CENTRE D'ANALYSE DE MARCHÉ



Canada

Get this publication earlier! Switch your current hardcopy subscription to e-mailed PDF. Contact CMHC at (613) 748-2006 or by e-mail at [Market\\_Analysis\\_Centre@cmhc-schl.gc.ca](mailto:Market_Analysis_Centre@cmhc-schl.gc.ca) to get your copy sent to you by e-mail.

Obtenez votre copie plus rapidement avec la distribution par courriel! Contactez le (613)748-2006 ou [centre\\_d'analyse\\_de\\_marche@cmhc-schl.gc.ca](mailto:centre_d'analyse_de_marche@cmhc-schl.gc.ca) pour les détails.

©2003, Canada Mortgage and Housing Corporation  
ISSN 1192-7984 Printed in Canada  
Electronic Product # 61504ABE

©2003, Société canadienne d'hypothèques et de logement  
ISSN 1192-7984 Imprimé au Canada  
Numéro de produit électronique 61504ABE

# HOUSING INFORMATION MONTHLY

## VOLUME A

### STARTS, COMPLETIONS AND UNDER CONSTRUCTION (CANADA, PROVINCIAL, CMA, AND LARGE CA)

APRIL 2003

#### Housing Starts

Table A1-1 A1-2: Provincial Starts and  
Completions by Dwelling Type (Centres  
10,000+)

Table A1-3: Provincial Starts and  
Completions by Dwelling Type (Centres  
10,000+) (Cumulative) (Available Quarterly)

Table A2-1 A2-2: Provincial Starts,  
Completions, and Under Construction by  
Dwelling Type (Centres 50,000+)

Table A3-1 A3-2: Provincial Starts,  
Completions, and Under Construction by  
Dwelling Type (Centres 10,000+) (Available  
Quarterly)

Table A4-1: Starts and Completions by  
Dwelling Type (CMA)

Table A4-2: Starts and Completions by  
Dwelling Type (Large CA)

Table A5-1: Under Construction by  
Dwelling Type (CMA)

Table A5-2: Under Construction by  
Dwelling Type (Large CA)

Table A6-1: Cumulative Starts and  
Completions by Dwelling Type (CMA)

Table A6-2: Cumulative Starts and  
Completions by Dwelling Type (Large CA)

# BULLETIN MENSUEL D'INFORMATION SUR LE LOGEMENT

## VOLUME A

### LOGEMENTS MIS EN CHANTIER, ACHEVÉS, ET EN CONSTRUCTION (CANADA, PAR PROVINCE, RMR, ET GRANDES AR)

AVRIL 2003

#### Mis en chantier

Tableau A1-1 A1-2: Logements mis en  
chantier et achevés, par type, par  
province (Les centres de 10 000 habitants  
et plus)

Tableau A1-3: Logements mis en chantier  
et achevés, par type, par province (Les  
centres de 10 000 habitants et plus)  
(Cumulatif) (Disponible trimestriellement)

Tableau A2-1 A2-2: Logements mis en  
chantier, achevés, et en construction par  
type, par province (Les centres de 50 000  
habitants et plus)

Tableau A3-1 A3-2: Logements mis en  
chantier, achevés, et en construction par  
type, par province (Les centres de 10 000  
habitants et plus) (Disponible  
trimestriellement)

Tableau A4-1: Logements mis en chantier  
et achevés, par type (RMR)

Tableau A4-2: Logements mis en chantier  
et achevés, par type (grandes AR)

Tableau A5-1: Logements en construction,  
par type

Tableau A5-2: Logements en construction,  
par type (grandes AR)

Tableau A6-1: Logements mis en chantier  
et achevés (cumulatif), par type (RMR)

Tableau A6-2: Logements mis en chantier  
et achevés (cumulatif), par type (grandes  
AR)

\*2003 data based on 2001 final Census Definitions. 2002 data based on 2001 preliminary Census Definitions. /  
Les données de 2003 sont fondées sur les définitions finales du recensement de 2001. Les données de 2002 sont  
fondées sur les définitions préliminaires du recensement de 2001.

# HOUSING INFORMATION MONTHLY

VOLUME A

GEOGRAPHIC CHANGES BASED ON  
THE FINAL 2001 CENSUS  
DEFINITIONS.

APRIL 2003

Chicoutimi-Jonquière CMA name changed to  
Saguenay CMA.

Saint-Jean-sur-Richelieu CA name changed to  
Saint-Jean-Iberville CA.

The CA's of Saint-Hyacinthe, Rimouski and  
Courtenay went from a Centre of 50,000+  
population to a Centre of 10,000 to 49,999  
population.

# BULLETIN MENSUEL D'INFORMATION SUR LE LOGEMENT

VOLUME A

CHANGEMENTS GÉOGRAPHIQUES  
FONDÉES SUR LES DÉFINITIONS  
FINALES DU RECENSEMENT DE 2001.

AVRIL 2003

Le nom de la RMR de Chicoutimi-Jonquière a été  
changé à la RMR de Saguenay.

Le nom de l'AR de Saint-Jean-sur-Richelieu a été  
changé à l'AR de Saint-Jean-Iberville.

Les AR de Saint-Hyacinthe, Rimouski et Courtenay  
ont passées d'un centre de 50 000 habitants et plus  
à un centre de 10 000 à 49 999 habitants.

## HIGH LEVEL OF HOUSING STARTS CONTINUES IN APRIL

April's seasonally adjusted annual rate<sup>1</sup> of 207,700 housing starts remains consistent with strong home building activity in the country.

The seasonally adjusted annual rate of urban multiple starts decreased 14.3 per cent to 82,000 units in April compared with 95,700 units in March. Actual urban multiple starts remain high, having increased by 17.4 per cent year-to-date compared with the same period in 2002. This lower level of multiple starts in April reflects a return to levels more in line with recent trends in the Atlantic region.

The seasonally adjusted annual rate of urban single starts rose 3.4 per cent to 96,400 units in April from 93,200 in March. In terms of actual starts, urban single starts year-to-date are 1.6 per cent lower than for the same period of 2002.

Rural starts in April were estimated at a seasonally adjusted annual rate of 29,300 units.

## LES MISES EN CHANTIER D'HABITATIONS TOUJOURS À UN NIVEAU ÉLEVÉ EN AVRIL

Le nombre désaisonnalisé annualisé<sup>1</sup> de mises en chantier d'habitations, qui s'est établi à 207 700 en avril, continue de témoigner de la robustesse de l'activité dans le secteur de la construction résidentielle au pays.

De mars à avril, le nombre désaisonnalisé annualisé de mises en chantier de logements collectifs en milieu urbain a diminué de 14,3 %, passant de 95 700 à 82 000. En données réelles, le cumul annuel des mises en chantier de logements collectifs dans les centres urbains est demeuré élevé, ayant progressé de 17,4 % par rapport à la période correspondante de 2002. Ce recul atteste le retour à un niveau comparable à ceux observés au cours des mois précédents dans la région de l'Atlantique.

En données désaisonnalisées annualisées, les mises en chantier de maisons individuelles dans les centres urbains ont augmenté de 3,4 % pour se fixer à 96 400 e avril, contre 93 200 en mars. En données réelles, le cumul annuel a régressé de 1,6 % par rapport à celui de la période correspondante de 2002.

En avril, on estimait à 29 300 le nombre désaisonnalisé annualisé de mises en chantier dans les régions rurales.

---

\* The SAAR is a monthly figure that is adjusted to remove normal seasonal variation and multiplied by 12 to reflect annual levels.

---

\* DDA : Données mensuelles corrigées des variations saisonnières normales et exprimées sur une échelle annuelle en les multipliant par 12.

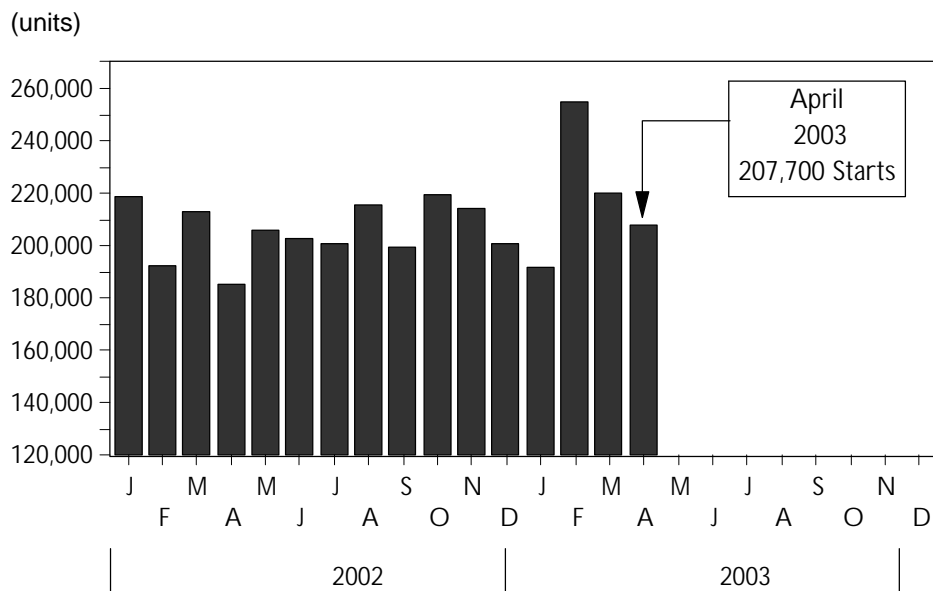


**Housing Starts**  
**Actual and Seasonally Adjusted Annual Rates**

| Province  | March  |         | April  |         |
|---|--------|---------|--------|---------|
|   | Actual | SAAR    | Actual | SAAR    |
| Newfoundland                                    | 23     | 1,100   | 120    | 1,800   |
| Prince Edward Island                            | 9      | 300     | 23     | 300     |
| Nova Scotia                                     | 293    | 18,600  | 166    | 2,400   |
| New Brunswick                                   | 46     | 1,800   | 288    | 4,500   |
| Quebec  | 2,323  | 33,000  | 4,077  | 33,900  |
| Ontario   | 4,775  | 72,600  | 6,379  | 71,100  |
| Manitoba  | 107    | 1,900   | 149    | 1,700   |
| Saskatchewan                                    | 199    | 3,100   | 355    | 4,200   |
| Alberta   | 2,338  | 35,400  | 2,790  | 33,200  |
| British Columbia                                | 1,492  | 21,100  | 2,285  | 25,300  |
| Total (+10,000 pop.)                            | 11,605 | 188,900 | 16,632 | 178,400 |
| Other area estimates<br>(Less than 10,000 pop.) | 1,456  | 31,500  | 2,818  | 29,300  |
| Canada  | 13,061 | 220,400 | 19,450 | 207,700 |

### Seasonally Adjusted Housing Starts

January 2002 to April 2003



Source: CMHC

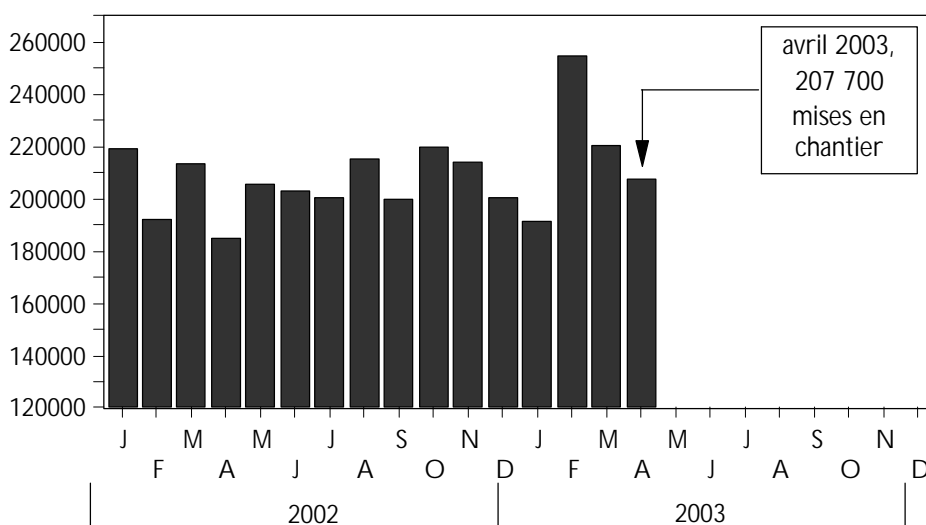


**Mises en chantier données réelles et  
Données Désaisonnalisées annualisées (DDA)**

| Province   | mars    |         | avril   |         |
|--|---------|---------|---------|---------|
|  | Réelles | DDA     | Réelles | DDA     |
| Terre-Neuve  | 23      | 1 100   | 120     | 1 800   |
| Île-du-Prince-Édouard  | 9       | 300     | 23      | 300     |
| Nouvelle-Écosse  | 293     | 18 600  | 166     | 2 400   |
| Nouveau-Brunswick  | 46      | 1 800   | 288     | 4 500   |
| Québec   | 2 323   | 33 000  | 4 077   | 33 900  |
| Ontario  | 4 775   | 72 600  | 6 379   | 71 100  |
| Manitoba   | 107     | 1 900   | 149     | 1 700   |
| Saskatchewan   | 199     | 3 100   | 355     | 4 200   |
| Alberta  | 2 338   | 35 400  | 2 790   | 33 200  |
| Colombie-Britannique   | 1 492   | 21 100  | 2 285   | 25 300  |
| Total (agglomérations comptant plus de 10 000 habitants)                 | 11 605  | 188 900 | 16 632  | 178 400 |
| Estimations pour les autres régions (comptant moins de 10 000 habitants) | 1 456   | 31 500  | 2 818   | 29 300  |
| Canada   | 13 061  | 220 400 | 19 450  | 207 700 |

**Mises en chantier désaisonnalisées  
de janvier 2002 à avril 2003**

(logements)



Source: SCHL

Table A1-1 - Tableau A1-1

Provincial Starts and Completions by Dwelling Type (Centres 10 000+)

Logements mis en chantier et achevés, par type, par province (Centres de 10 000 habitants et plus)

April 2003 - avril 2003

|                          |                      | Singles<br>Individuels | Multiplés    | Total         |
|--------------------------|----------------------|------------------------|--------------|---------------|
| Starts / Mis en chantier | Nfld.Lab./T.-N.-L.   | 76                     | 44           | 120           |
|                          | P.E.I./Î.-P.-É.      | 23                     | -            | 23            |
|                          | N.S./N.-É.           | 142                    | 24           | 166           |
|                          | N.B./N.-B.           | 101                    | 187          | 288           |
|                          | Que./Qc              | 2,285                  | 1,792        | 4,077         |
|                          | Ont./Ont.            | 3,820                  | 2,559        | 6,379         |
|                          | Man./Man.            | 139                    | 10           | 149           |
|                          | Sask./Sask.          | 102                    | 253          | 355           |
|                          | Alta/Alb.            | 1,587                  | 1,203        | 2,790         |
|                          | B.C./C.-B.           | 999                    | 1,286        | 2,285         |
|                          | <b>Canada</b>        | <b>9,274</b>           | <b>7,358</b> | <b>16,632</b> |
|                          | Completion / Achevés | Nfld.Lab./T.-N.-L.     | 98           | 22            |
| P.E.I./Î.-P.-É.          |                      | 16                     | 6            | 22            |
| N.S./N.-É.               |                      | 114                    | 54           | 168           |
| N.B./N.-B.               |                      | 144                    | 31           | 175           |
| Que./Qc                  |                      | 1,192                  | 1,314        | 2,506         |
| Ont./Ont.                |                      | 3,064                  | 3,117        | 6,181         |
| Man./Man.                |                      | 110                    | 19           | 129           |
| Sask./Sask.              |                      | 128                    | 64           | 192           |
| Alta/Alb.                |                      | 1,502                  | 823          | 2,325         |
| B.C./C.-B.               |                      | 823                    | 1,063        | 1,886         |
| <b>Canada</b>            |                      | <b>7,191</b>           | <b>6,513</b> | <b>13,704</b> |

Table A1-2 - Tableau A1-2

Cumulative Provincial Starts and Completions by Dwelling Type (Centres 10 000+)

Logements mis en chantier et achevés par type (cumulatifs), par province (Centres de 10 000 habitants et plus)

January - April 2003 - janvier - avril 2003

|                          |                      | Singles<br>Individuels | Multiplés     | Total         |
|--------------------------|----------------------|------------------------|---------------|---------------|
| Starts / Mis en chantier | Nfld.Lab./T.-N.-L.   | 142                    | 65            | 207           |
|                          | P.E.I./Î.-P.-É.      | 49                     | 13            | 62            |
|                          | N.S./N.-É.           | 407                    | 343           | 750           |
|                          | N.B./N.-B.           | 269                    | 264           | 533           |
|                          | Que./Qc              | 5,269                  | 5,156         | 10,425        |
|                          | Ont./Ont.            | 10,194                 | 11,540        | 21,734        |
|                          | Man./Man.            | 449                    | 58            | 507           |
|                          | Sask./Sask.          | 338                    | 533           | 871           |
|                          | Alta/Alb.            | 5,627                  | 3,970         | 9,597         |
|                          | B.C./C.-B.           | 3,229                  | 3,262         | 6,491         |
|                          | <b>Canada</b>        | <b>25,973</b>          | <b>25,204</b> | <b>51,177</b> |
|                          | Completion / Achevés | Nfld.Lab./T.-N.-L.     | 344           | 124           |
| P.E.I./Î.-P.-É.          |                      | 73                     | 18            | 91            |
| N.S./N.-É.               |                      | 639                    | 269           | 908           |
| N.B./N.-B.               |                      | 561                    | 265           | 826           |
| Que./Qc                  |                      | 3,967                  | 3,559         | 7,526         |
| Ont./Ont.                |                      | 12,278                 | 9,572         | 21,850        |
| Man./Man.                |                      | 315                    | 97            | 412           |
| Sask./Sask.              |                      | 425                    | 196           | 621           |
| Alta/Alb.                |                      | 6,101                  | 3,371         | 9,472         |
| B.C./C.-B.               |                      | 2,998                  | 2,874         | 5,872         |
| <b>Canada</b>            |                      | <b>27,701</b>          | <b>20,345</b> | <b>48,046</b> |

Table A2-1 - Tableau A2-1

Provincial Starts, Completions, Under Construction by Dwelling Type (Centres 50 000+)

Logements mis en chantier, achevés, et en construction, par type, par province (Centres de 50 000 habitants et plus)

April 2003 - avril 2003

|                                      |                    | Singles Individuels | Semis Jumelés | Row En bande  | Apartment and Other Appartements et autres | Total          |
|--------------------------------------|--------------------|---------------------|---------------|---------------|--|----------------|
| Starts / Mis en chantier             | Nfld.Lab./T.-N.-L. | 71                  | 2             | 14            | 26   | 113            |
|                                      | P.E.I./Î.-P.-É.    | 20                  | -             | -             | -  | 20             |
|                                      | N.S./N.-É.         | 124                 | 12            | 5             | 5  | 146            |
|                                      | N.B./N.-B.         | 94                  | 22            | -             | 165  | 281            |
|                                      | Que./Qc            | 2,179               | 282           | 78            | 1,324                                      | 3,863          |
|                                      | Ont./Ont.          | 3,721               | 486           | 860           | 1,170                                      | 6,237          |
|                                      | Man./Man.          | 127                 | 2             | 3             | -  | 132            |
|                                      | Sask./Sask.        | 84                  | 4             | 88            | 154  | 330            |
|                                      | Alta/Alb.          | 1,479               | 250           | 141           | 800  | 2,670          |
|                                      | B.C./C.-B.         | 832                 | 86            | 307           | 820  | 2,045          |
|                                      | <b>Canada</b>      | <b>8,731</b>        | <b>1,146</b>  | <b>1,496</b>  | <b>4,464</b>                               | <b>15,837</b>  |
| Completion / Achevés                 | Nfld.Lab./T.-N.-L. | 88                  | 2             | -             | 14   | 104            |
|                                      | P.E.I./Î.-P.-É.    | 14                  | 6             | -             | -  | 20             |
|                                      | N.S./N.-É.         | 73                  | 18            | 4             | 20   | 115            |
|                                      | N.B./N.-B.         | 128                 | 22            | -             | 8  | 158            |
|                                      | Que./Qc            | 1,003               | 132           | 55            | 1,027                                      | 2,217          |
|                                      | Ont./Ont.          | 3,002               | 442           | 864           | 1,783                                      | 6,091          |
|                                      | Man./Man.          | 86                  | -             | -             | -  | 86             |
|                                      | Sask./Sask.        | 105                 | 20            | 12            | 24   | 161            |
|                                      | Alta/Alb.          | 1,351               | 196           | 132           | 425  | 2,104          |
|                                      | B.C./C.-B.         | 643                 | 77            | 199           | 701  | 1,620          |
|                                      | <b>Canada</b>      | <b>6,493</b>        | <b>915</b>    | <b>1,266</b>  | <b>4,002</b>                               | <b>12,676</b>  |
| Under Construction / En construction | Nfld.Lab./T.-N.-L. | 357                 | 14            | 53            | 50   | 474            |
|                                      | P.E.I./Î.-P.-É.    | 57                  | 4             | -             | 67   | 128            |
|                                      | N.S./N.-É.         | 500                 | 92            | 93            | 1,281                                      | 1,966          |
|                                      | N.B./N.-B.         | 249                 | 50            | 30            | 733  | 1,062          |
|                                      | Que./Qc            | 6,317               | 706           | 554           | 9,902                                      | 17,479         |
|                                      | Ont./Ont.          | 16,850              | 2,603         | 6,181         | 24,194                                     | 49,828         |
|                                      | Man./Man.          | 835                 | 14            | 11            | 197  | 1,057          |
|                                      | Sask./Sask.        | 506                 | 46            | 379           | 606  | 1,537          |
|                                      | Alta/Alb.          | 7,903               | 1,376         | 1,477         | 8,602                                      | 19,358         |
|                                      | B.C./C.-B.         | 4,439               | 644           | 1,759         | 8,099                                      | 14,941         |
|                                      | <b>Canada</b>      | <b>38,013</b>       | <b>5,549</b>  | <b>10,537</b> | <b>53,731</b>                              | <b>107,830</b> |

Table A2-2 - Tableau A2-2

## Provincial Starts and Completions by Dwelling Type (Cumulative)

Logements mis en chantier et achevés, par type, par province (cumulatif)

Centres 50 000+ - Centres de 50 000 habitants et plus

January - April 2003 - janvier - avril 2003

|                          |                    | Singles Individuels | Semis Jumelés | Row En bande | Apartment and Other Appartements et autres | Total         |
|--------------------------|--------------------|---------------------|---------------|--------------|--|---------------|
| Starts / Mis en chantier | Nfld.Lab./T.-N.-L. | 136                 | 2             | 27           | 34   | 199           |
|                          | P.E.I./Î.-P.-É.    | 38                  | 2             | -            | 11   | 51            |
|                          | N.S./N.-É.         | 372                 | 58            | 22           | 261  | 713           |
|                          | N.B./N.-B.         | 248                 | 34            | 8            | 222  | 512           |
|                          | Que./Qc            | 5,007               | 562           | 232          | 4,123                                      | 9,924         |
|                          | Ont./Ont.          | 9,825               | 1,560         | 2,884        | 6,925                                      | 21,194        |
|                          | Man./Man.          | 412                 | 10            | 3            | 40   | 465           |
|                          | Sask./Sask.        | 298                 | 10            | 217          | 277  | 802           |
|                          | Alta/Alb.          | 5,195               | 638           | 659          | 2,490                                      | 8,982         |
|                          | B.C./C.-B.         | 2,860               | 306           | 861          | 1,914                                      | 5,941         |
|                          | <b>Canada</b>      | <b>24,391</b>       | <b>3,182</b>  | <b>4,913</b> | <b>16,297</b>                              | <b>48,783</b> |
| Completion / Achevés     | Nfld.Lab./T.-N.-L. | 292                 | 12            | 12           | 94   | 410           |
|                          | P.E.I./Î.-P.-É.    | 56                  | 16            | -            | -  | 72            |
|                          | N.S./N.-É.         | 521                 | 44            | 33           | 164  | 762           |
|                          | N.B./N.-B.         | 509                 | 60            | 9            | 191  | 769           |
|                          | Que./Qc            | 3,469               | 366           | 181          | 2,736                                      | 6,752         |
|                          | Ont./Ont.          | 11,418              | 1,632         | 3,251        | 4,533                                      | 20,834        |
|                          | Man./Man.          | 232                 | 2             | -            | 72   | 306           |
|                          | Sask./Sask.        | 354                 | 24            | 70           | 90   | 538           |
|                          | Alta/Alb.          | 5,344               | 586           | 427          | 2,053                                      | 8,410         |
|                          | B.C./C.-B.         | 2,551               | 257           | 613          | 1,781                                      | 5,202         |
|                          | <b>Canada</b>      | <b>24,746</b>       | <b>2,999</b>  | <b>4,596</b> | <b>11,714</b>                              | <b>44,055</b> |

Table A4-1 - Tableau A4-1

Starts and Completions by Dwelling Type - Logements mis en chantier et achevés, par type

Census Metropolitan Areas - Régions métropolitaines de recensement

April 2003 - avril 2003

|                            | Starts / Mis en chantier |               |              |                               |               | Completion / Achevés |               |              |                               |               |
|----------------------------|--------------------------|---------------|--------------|-------------------------------|---------------|----------------------|---------------|--------------|-------------------------------|---------------|
|                            | Singles Individuels      | Semis Jumelés | Row En bande | Apt. and Other App. et autres | Total         | Singles Individuels  | Semis Jumelés | Row En bande | Apt. and Other App. et autres | Total         |
| Abbotsford                 | 49                       | 2             | -            | 34                            | 85            | 44                   | -             | 9            | 53                            | 106           |
| Calgary                    | 821                      | 80            | 113          | 403                           | 1,417         | 673                  | 78            | 90           | 53                            | 894           |
| Edmonton                   | 524                      | 144           | 4            | 314                           | 986           | 519                  | 70            | 34           | 302                           | 925           |
| Greater Sudbury            | 11                       | -             | -            | -                             | 11            | 11                   | -             | -            | -                             | 11            |
| Halifax                    | 114                      | 12            | 5            | 5                             | 136           | 67                   | 16            | 4            | 20                            | 107           |
| Hamilton                   | 123                      | 16            | 97           | -                             | 236           | 72                   | 2             | 88           | -                             | 162           |
| Kingston                   | 68                       | 16            | -            | -                             | 84            | 54                   | 4             | -            | -                             | 58            |
| Kitchener                  | 262                      | 14            | 69           | 26                            | 371           | 222                  | 4             | 34           | 2                             | 262           |
| London                     | 159                      | -             | 24           | 156                           | 339           | 106                  | 2             | -            | -                             | 108           |
| Montréal                   | 1,385                    | 150           | 67           | 881                           | 2,483         | 536                  | 52            | 38           | 427                           | 1,053         |
| Oshawa                     | 313                      | 64            | 14           | -                             | 391           | 199                  | -             | 5            | -                             | 204           |
| Ottawa-Gatineau            | 493                      | 62            | 133          | 227                           | 915           | 395                  | 40            | 133          | 154                           | 722           |
| Gatineau                   | 120                      | 38            | 3            | 62                            | 223           | 150                  | 28            | 7            | 154                           | 339           |
| Ottawa                     | 373                      | 24            | 130          | 165                           | 692           | 245                  | 12            | 126          | -                             | 383           |
| Québec                     | 401                      | 58            | 5            | 299                           | 763           | 198                  | 38            | 7            | 124                           | 367           |
| Regina                     | 31                       | 2             | 15           | 24                            | 72            | 55                   | -             | 8            | 24                            | 87            |
| Saguenay                   | 37                       | -             | -            | 18                            | 55            | 6                    | -             | -            | 228                           | 234           |
| St. Catharines-Niagara     | 84                       | 2             | 3            | -                             | 89            | 81                   | -             | 4            | -                             | 85            |
| Saint John                 | 30                       | 2             | -            | 2                             | 34            | 27                   | 2             | -            | -                             | 29            |
| St. John's                 | 71                       | 2             | 14           | 26                            | 113           | 88                   | 2             | -            | 14                            | 104           |
| Saskatoon                  | 53                       | 2             | 73           | 130                           | 258           | 50                   | 20            | 4            | -                             | 74            |
| Sherbrooke                 | 47                       | 10            | -            | 7                             | 64            | 26                   | 6             | -            | 24                            | 56            |
| Thunder Bay                | 3                        | -             | -            | -                             | 3             | 9                    | 2             | -            | -                             | 11            |
| Toronto                    | 1,828                    | 312           | 491          | 819                           | 3,450         | 1,483                | 380           | 513          | 1,781                         | 4,157         |
| Trois-Rivières             | 36                       | 12            | -            | 10                            | 58            | 32                   | 2             | -            | 2                             | 36            |
| Vancouver                  | 461                      | 60            | 278          | 552                           | 1,351         | 378                  | 46            | 173          | 410                           | 1,007         |
| Victoria                   | 76                       | 2             | -            | 142                           | 220           | 41                   | 9             | 7            | 18                            | 75            |
| Windsor                    | 151                      | 26            | 9            | -                             | 186           | 125                  | 28            | -            | -                             | 153           |
| Winnipeg                   | 127                      | 2             | 3            | -                             | 132           | 86                   | -             | -            | -                             | 86            |
| <b>CMA Total/Total RMR</b> | <b>7,758</b>             | <b>1,052</b>  | <b>1,417</b> | <b>4,075</b>                  | <b>14,302</b> | <b>5,583</b>         | <b>803</b>    | <b>1,151</b> | <b>3,636</b>                  | <b>11,173</b> |
| <b>Canada (50 000+)</b>    | <b>8,731</b>             | <b>1,146</b>  | <b>1,496</b> | <b>4,464</b>                  | <b>15,837</b> | <b>6,493</b>         | <b>915</b>    | <b>1,266</b> | <b>4,002</b>                  | <b>12,676</b> |

Table A4-2 - Tableau A4-2

Starts and Completions by Dwelling Type - Logements mis en chantier et achevés, par type

Large Census Agglomerations - Grandes agglomérations de recensement

April 2003 - avril 2003

|  | Starts / Mis en chantier |               |              |                               |               | Completion / Achevés |               |              |                               |               |
|--|--------------------------|---------------|--------------|-------------------------------|---------------|----------------------|---------------|--------------|-------------------------------|---------------|
|  | Singles Individuels      | Semis Jumelés | Row En bande | Apt. and Other App. et autres | Total         | Singles Individuels  | Semis Jumelés | Row En bande | Apt. and Other App. et autres | Total         |
| Barrie                                   | 139                      | 6             | -            | 4                             | 149           | 162                  | 2             | 28           | -                             | 192           |
| Belleville                               | 23                       | 2             | 6            | -                             | 31            | 17                   | -             | -            | -                             | 17            |
| Brantford                                | 24                       | -             | -            | -                             | 24            | 70                   | 2             | 24           | -                             | 96            |
| Cape Breton                              | 10                       | -             | -            | -                             | 10            | 6                    | 2             | -            | -                             | 8             |
| Charlottetown                            | 20                       | -             | -            | -                             | 20            | 14                   | 6             | -            | -                             | 20            |
| Chatham-Kent                             | 4                        | -             | -            | -                             | 4             | 6                    | -             | -            | -                             | 6             |
| Chilliwack                               | 18                       | -             | 26           | -                             | 44            | 18                   | 4             | 10           | -                             | 32            |
| Cornwall                                 | 5                        | -             | -            | -                             | 5             | -                    | -             | -            | -                             | -             |
| Drummondville                            | 22                       | 4             | -            | 3                             | 29            | 17                   | 2             | -            | 21                            | 40            |
| Fredericton                              | 21                       | -             | -            | 99                            | 120           | 18                   | -             | -            | -                             | 18            |
| Granby                                   | 19                       | 6             | -            | 4                             | 29            | 10                   | 4             | -            | 25                            | 39            |
| Guelph                                   | 59                       | 4             | 13           | -                             | 76            | 53                   | 4             | 27           | -                             | 84            |
| Kamloops                                 | 19                       | 4             | -            | -                             | 23            | 13                   | 2             | -            | -                             | 15            |
| Kawartha Lakes                           | 23                       | -             | -            | -                             | 23            | 17                   | -             | -            | -                             | 17            |
| Kelowna                                  | 117                      | 12            | -            | 92                            | 221           | 86                   | 8             | -            | 216                           | 310           |
| Lethbridge                               | 51                       | 10            | 18           | -                             | 79            | 40                   | 2             | -            | -                             | 42            |
| Medicine Hat                             | 31                       | 6             | -            | -                             | 37            | 46                   | 16            | 8            | -                             | 70            |
| Moncton                                  | 43                       | 20            | -            | 64                            | 127           | 83                   | 20            | -            | 8                             | 111           |
| Nanaimo                                  | 50                       | 6             | -            | -                             | 56            | 37                   | 6             | -            | 4                             | 47            |
| Norfolk                                  | -                        | -             | -            | -                             | -             | 13                   | -             | 12           | -                             | 25            |
| North Bay                                | 5                        | -             | -            | -                             | 5             | 5                    | -             | -            | -                             | 5             |
| Peterborough                             | 41                       | -             | 4            | -                             | 45            | 28                   | -             | -            | -                             | 28            |
| Prince George                            | 11                       | -             | -            | -                             | 11            | 5                    | -             | -            | -                             | 5             |
| Red Deer                                 | 52                       | 10            | 6            | 83                            | 151           | 73                   | 30            | -            | 70                            | 173           |
| Saint-Jean-Iberville                     | 107                      | 4             | 3            | 40                            | 154           | 23                   | -             | 3            | 22                            | 48            |
| Sarnia                                   | 19                       | -             | -            | -                             | 19            | 12                   | -             | -            | -                             | 12            |
| Sault Ste. Marie                         | 4                        | -             | -            | -                             | 4             | 12                   | -             | 3            | -                             | 15            |
| Shawinigan                               | 5                        | -             | -            | -                             | 5             | 5                    | -             | -            | -                             | 5             |
| Vernon                                   | 31                       | -             | 3            | -                             | 34            | 21                   | 2             | -            | -                             | 23            |
| <b>Large CA Total / Total Grandes AR</b> | <b>973</b>               | <b>94</b>     | <b>79</b>    | <b>389</b>                    | <b>1,535</b>  | <b>910</b>           | <b>112</b>    | <b>115</b>   | <b>366</b>                    | <b>1,503</b>  |
| <b>Canada (50 000+)</b>                  | <b>8,731</b>             | <b>1,146</b>  | <b>1,496</b> | <b>4,464</b>                  | <b>15,837</b> | <b>6,493</b>         | <b>915</b>    | <b>1,266</b> | <b>4,002</b>                  | <b>12,676</b> |

Table A5-1 - Tableau A5-1

Under Construction by Dwelling Type - Logements en construction par type

Census Metropolitan Areas - Régions métropolitaines de recensement

April 2003 - avril 2003

|                            | Under Construction / En construction |               |               |                               |                |
|----------------------------|--------------------------------------|---------------|---------------|-------------------------------|----------------|
|                            | Singles Individuels                  | Semis Jumelés | Row En bande  | Apt. and Other App. et autres | Total          |
| Abbotsford                 | 214                                  | 14            | 53            | 308                           | 589            |
| Calgary                    | 4,070                                | 524           | 1,014         | 4,063                         | 9,671          |
| Edmonton                   | 3,139                                | 710           | 303           | 4,227                         | 8,379          |
| Greater Sudbury            | 42                                   | -             | -             | -                             | 42             |
| Halifax                    | 477                                  | 90            | 93            | 1,281                         | 1,941          |
| Hamilton                   | 817                                  | 51            | 768           | 137                           | 1,773          |
| Kingston                   | 206                                  | 24            | -             | -                             | 230            |
| Kitchener                  | 887                                  | 50            | 358           | 1,415                         | 2,710          |
| London                     | 544                                  | 6             | 221           | 755                           | 1,526          |
| Montréal                   | 4,621                                | 474           | 471           | 6,996                         | 12,562         |
| Oshawa                     | 1,423                                | 98            | 208           | -                             | 1,729          |
| Ottawa-Gatineau            | 1,894                                | 264           | 961           | 2,295                         | 5,414          |
| Gatineau                   | 486                                  | 84            | 35            | 539                           | 1,144          |
| Ottawa                     | 1,408                                | 180           | 926           | 1,756                         | 4,270          |
| Québec                     | 764                                  | 68            | 41            | 1,664                         | 2,537          |
| Regina                     | 219                                  | 4             | 45            | 188                           | 456            |
| Saguenay                   | 47                                   | 2             | -             | 24                            | 73             |
| St. Catharines-Niagara     | 409                                  | 40            | 201           | -                             | 650            |
| Saint John                 | 73                                   | 4             | 26            | 2                             | 105            |
| St. John's                 | 357                                  | 14            | 53            | 50                            | 474            |
| Saskatoon                  | 287                                  | 42            | 334           | 418                           | 1,081          |
| Sherbrooke                 | 86                                   | 12            | -             | 77                            | 175            |
| Thunder Bay                | 71                                   | 2             | -             | 38                            | 111            |
| Toronto                    | 9,081                                | 2,048         | 3,048         | 19,427                        | 33,604         |
| Trois-Rivières             | 21                                   | 36            | -             | 264                           | 321            |
| Vancouver                  | 2,750                                | 452           | 1,401         | 6,762                         | 11,365         |
| Victoria                   | 429                                  | 44            | 141           | 491                           | 1,105          |
| Windsor                    | 415                                  | 58            | 98            | 136                           | 707            |
| Winnipeg                   | 835                                  | 14            | 11            | 197                           | 1,057          |
| <b>CMA Total/Total RMR</b> | <b>34,178</b>                        | <b>5,145</b>  | <b>9,849</b>  | <b>51,215</b>                 | <b>100,387</b> |
| <b>Canada (50 000+)</b>    | <b>38,013</b>                        | <b>5,549</b>  | <b>10,537</b> | <b>53,731</b>                 | <b>107,830</b> |



Table A5-2 - Tableau A5-2

Under Construction by Dwelling Type - Logements en construction par type

Large Census Agglomerations - Grandes agglomérations de recensement

April 2003 - avril 2003

|  | Under Construction / En construction |                  |                    |  |                |
|--|--------------------------------------|------------------|--------------------|--|----------------|
|  | Singles<br>Indivi-<br>duels          | Semis<br>Jumelés | Row<br>En<br>bande | Apt.<br>and<br>Other<br>App.<br>et<br>autres | Total          |
| Barrie                                       | 548                                  | 16               | 27                 | 248  | 839            |
| Belleville                                   | 72                                   | 2                | 68                 | 30   | 172            |
| Brantford                                    | 108                                  | -                | 14                 | 40   | 162            |
| Cape Breton                                  | 23                                   | 2                | -                  | -  | 25             |
| Charlottetown                                | 57                                   | 4                | -                  | 67   | 128            |
| Chatham-Kent                                 | 17                                   | 4                | 8                  | -  | 29             |
| Chilliwack                                   | 108                                  | 16               | 62                 | 33   | 219            |
| Cornwall                                     | 48                                   | -                | -                  | -  | 48             |
| Drummondville                                | 70                                   | 12               | -                  | 66   | 148            |
| Fredericton                                  | 49                                   | 8                | -                  | 236  | 293            |
| Granby                                       | 29                                   | 10               | -                  | 165  | 204            |
| Guelph                                       | 184                                  | 18               | 182                | 48   | 432            |
| Kamloops                                     | 68                                   | 24               | 5                  | -  | 97             |
| Kawartha Lakes                               | 136                                  | -                | 14                 | -  | 150            |
| Kelowna                                      | 516                                  | 72               | 48                 | 505  | 1,141          |
| Lethbridge                                   | 269                                  | 46               | 74                 | 78   | 467            |
| Medicine Hat                                 | 160                                  | 24               | 12                 | -  | 196            |
| Moncton                                      | 127                                  | 38               | 4                  | 495  | 664            |
| Nanaimo                                      | 211                                  | 20               | 19                 | -  | 250            |
| Norfolk                                      | 209                                  | 2                | -                  | -  | 211            |
| North Bay                                    | 18                                   | 2                | 16                 | -  | 36             |
| Peterborough                                 | 125                                  | -                | 20                 | -  | 145            |
| Prince George                                | 33                                   | -                | -                  | -  | 33             |
| Red Deer                                     | 265                                  | 72               | 74                 | 234  | 645            |
| Saint-Jean-Iberville                         | 192                                  | 8                | 7                  | 105  | 312            |
| Sarnia                                       | 58                                   | -                | -                  | 164  | 222            |
| Sault Ste. Marie                             | 24                                   | 2                | 4                  | -  | 30             |
| Shawinigan                                   | 1                                    | -                | -                  | 2  | 3              |
| Vernon                                       | 110                                  | 2                | 30                 | -  | 142            |
| <b>Large CA Total /<br/>Total Grandes AR</b> | <b>3,835</b>                         | <b>404</b>       | <b>688</b>         | <b>2,516</b>                                 | <b>7,443</b>   |
| <b>Canada (50 000+)</b>                      | <b>38,013</b>                        | <b>5,549</b>     | <b>10,537</b>      | <b>53,731</b>                                | <b>107,830</b> |

Table A6-1 - Tableau A6-1

Cumulative Starts and Completions by Dwelling Type - Logements mis en chantier et achevés (cumulatif), par type

Census Metropolitan Areas - Régions métropolitaines de recensement

January - April 2003 - janvier - avril 2003

|                            | Starts / Mis en chantier |               |              |                               |               | Completion / Achevés |               |              |                               |               |
|----------------------------|--------------------------|---------------|--------------|-------------------------------|---------------|----------------------|---------------|--------------|-------------------------------|---------------|
|                            | Singles Individuels      | Semis Jumelés | Row En bande | Apt. and Other App. et autres | Total         | Singles Individuels  | Semis Jumelés | Row En bande | Apt. and Other App. et autres | Total         |
| Abbotsford                 | 156                      | 4             | 19           | 186                           | 365           | 157                  | 2             | 9            | 138                           | 306           |
| Calgary                    | 2,782                    | 254           | 435          | 1,741                         | 5,212         | 2,687                | 260           | 280          | 1,151                         | 4,378         |
| Edmonton                   | 1,951                    | 332           | 170          | 666                           | 3,119         | 2,121                | 238           | 93           | 512                           | 2,964         |
| Greater Sudbury            | 15                       | -             | -            | -                             | 15            | 65                   | -             | -            | -                             | 65            |
| Halifax                    | 352                      | 56            | 22           | 261                           | 691           | 488                  | 36            | 33           | 164                           | 721           |
| Hamilton                   | 446                      | 28            | 390          | -                             | 864           | 526                  | 22            | 339          | 12                            | 899           |
| Kingston                   | 127                      | 22            | -            | -                             | 149           | 197                  | 6             | -            | -                             | 203           |
| Kitchener                  | 781                      | 42            | 130          | 46                            | 999           | 758                  | 30            | 164          | 10                            | 962           |
| London                     | 474                      | 2             | 60           | 457                           | 993           | 450                  | 10            | 75           | -                             | 535           |
| Montréal                   | 3,347                    | 306           | 177          | 2,781                         | 6,611         | 1,987                | 154           | 154          | 1,821                         | 4,116         |
| Oshawa                     | 779                      | 76            | 126          | -                             | 981           | 732                  | 4             | 81           | 90                            | 907           |
| Ottawa-Gatineau            | 1,059                    | 182           | 556          | 517                           | 2,314         | 1,523                | 132           | 563          | 194                           | 2,412         |
| Gatineau                   | 306                      | 78            | 3            | 190                           | 577           | 576                  | 80            | 10           | 173                           | 839           |
| Ottawa                     | 753                      | 104           | 553          | 327                           | 1,737         | 947                  | 52            | 553          | 21                            | 1,573         |
| Québec                     | 834                      | 90            | 45           | 864                           | 1,833         | 527                  | 70            | 14           | 239                           | 850           |
| Regina                     | 122                      | 2             | 37           | 147                           | 308           | 154                  | 4             | 18           | 66                            | 242           |
| Saguenay                   | 50                       | 2             | -            | 30                            | 82            | 40                   | 8             | -            | 277                           | 325           |
| St. Catharines-Niagara     | 289                      | 2             | 43           | -                             | 334           | 294                  | 6             | 19           | -                             | 319           |
| Saint John                 | 71                       | 2             | 4            | 2                             | 79            | 82                   | 6             | 9            | 2                             | 99            |
| St. John's                 | 136                      | 2             | 27           | 34                            | 199           | 292                  | 12            | 12           | 94                            | 410           |
| Saskatoon                  | 176                      | 8             | 180          | 130                           | 494           | 200                  | 20            | 52           | 24                            | 296           |
| Sherbrooke                 | 108                      | 18            | -            | 84                            | 210           | 76                   | 12            | -            | 52                            | 140           |
| Thunder Bay                | 10                       | 2             | -            | -                             | 12            | 51                   | 2             | -            | 6                             | 59            |
| Toronto                    | 4,787                    | 1,188         | 1,358        | 5,860                         | 13,193        | 5,452                | 1,274         | 1,720        | 4,341                         | 12,787        |
| Trois-Rivières             | 81                       | 36            | -            | 24                            | 141           | 74                   | 14            | -            | 16                            | 104           |
| Vancouver                  | 1,718                    | 218           | 748          | 1,255                         | 3,939         | 1,550                | 176           | 526          | 1,291                         | 3,543         |
| Victoria                   | 256                      | 20            | 52           | 215                           | 543           | 214                  | 25            | 38           | 61                            | 338           |
| Windsor                    | 471                      | 64            | 74           | -                             | 609           | 523                  | 162           | 64           | 39                            | 788           |
| Winnipeg                   | 412                      | 10            | 3            | 40                            | 465           | 232                  | 2             | -            | 72                            | 306           |
| <b>CMA Total/Total RMR</b> | <b>21,790</b>            | <b>2,968</b>  | <b>4,656</b> | <b>15,340</b>                 | <b>44,754</b> | <b>21,452</b>        | <b>2,687</b>  | <b>4,263</b> | <b>10,672</b>                 | <b>39,074</b> |
| <b>Canada (50 000+)</b>    | <b>24,391</b>            | <b>3,182</b>  | <b>4,913</b> | <b>16,297</b>                 | <b>48,783</b> | <b>24,746</b>        | <b>2,999</b>  | <b>4,596</b> | <b>11,714</b>                 | <b>44,055</b> |

Table A6-2 - Tableau A6-2

Cumulative Starts and Completions by Dwelling Type - Logements mis en chantier et achevés (cumulatif), par type

Large Census Agglomerations - Grandes agglomérations de recensement

January - April 2003 - janvier - avril 2003

|  | Starts / Mis en chantier |               |              |                               |               | Completion / Achevés |               |              |                               |               |
|--|--------------------------|---------------|--------------|-------------------------------|---------------|----------------------|---------------|--------------|-------------------------------|---------------|
|  | Singles Individuels      | Semis Jumelés | Row En bande | Apt. and Other App. et autres | Total         | Singles Individuels  | Semis Jumelés | Row En bande | Apt. and Other App. et autres | Total         |
| Barrie                                   | 362                      | 6             | 47           | 187                           | 602           | 576                  | 26            | 93           | -                             | 695           |
| Belleville                               | 66                       | 2             | 17           | -                             | 85            | 100                  | 2             | 7            | -                             | 109           |
| Brantford                                | 72                       | 2             | 16           | -                             | 90            | 149                  | 4             | 24           | -                             | 177           |
| Cape Breton                              | 20                       | 2             | -            | -                             | 22            | 33                   | 8             | -            | -                             | 41            |
| Charlottetown                            | 38                       | 2             | -            | 11                            | 51            | 56                   | 16            | -            | -                             | 72            |
| Chatham-Kent                             | 14                       | 4             | 8            | -                             | 26            | 17                   | -             | -            | -                             | 17            |
| Chilliwack                               | 66                       | 8             | 39           | -                             | 113           | 91                   | 10            | 19           | -                             | 120           |
| Cornwall                                 | 30                       | -             | -            | -                             | 30            | 53                   | 8             | -            | -                             | 61            |
| Drummondville                            | 53                       | 12            | -            | 49                            | 114           | 43                   | 6             | -            | 82                            | 131           |
| Fredericton                              | 82                       | 6             | -            | 101                           | 189           | 123                  | 2             | -            | 14                            | 139           |
| Granby                                   | 32                       | 16            | -            | 18                            | 66            | 40                   | 22            | -            | 29                            | 91            |
| Guelph                                   | 163                      | 16            | 50           | 48                            | 277           | 179                  | 20            | 74           | -                             | 273           |
| Kamloops                                 | 48                       | 6             | -            | -                             | 54            | 62                   | 8             | 4            | -                             | 74            |
| Kawartha Lakes                           | 52                       | -             | -            | -                             | 52            | 89                   | 2             | -            | -                             | 91            |
| Kelowna                                  | 383                      | 22            | -            | 258                           | 663           | 266                  | 22            | 3            | 266                           | 557           |
| Lethbridge                               | 138                      | 14            | 36           | -                             | 188           | 126                  | 14            | 8            | -                             | 148           |
| Medicine Hat                             | 99                       | 10            | 4            | -                             | 113           | 124                  | 18            | 27           | 20                            | 189           |
| Moncton                                  | 95                       | 26            | 4            | 119                           | 244           | 304                  | 52            | -            | 175                           | 531           |
| Nanaimo                                  | 141                      | 26            | -            | -                             | 167           | 123                  | 8             | 8            | 25                            | 164           |
| Norfolk                                  | 3                        | -             | -            | -                             | 3             | 54                   | -             | 12           | -                             | 66            |
| North Bay                                | 8                        | -             | -            | -                             | 8             | 27                   | -             | -            | -                             | 27            |
| Peterborough                             | 73                       | -             | 12           | -                             | 85            | 103                  | -             | 16           | 14                            | 133           |
| Prince George                            | 20                       | -             | -            | -                             | 20            | 34                   | 2             | -            | -                             | 36            |
| Red Deer                                 | 225                      | 28            | 14           | 83                            | 350           | 286                  | 56            | 19           | 370                           | 731           |
| Saint-Jean-Iberville                     | 187                      | 4             | 7            | 83                            | 281           | 93                   | -             | 3            | 43                            | 139           |
| Sarnia                                   | 42                       | -             | -            | -                             | 42            | 52                   | 2             | 7            | -                             | 61            |
| Sault Ste. Marie                         | 8                        | -             | -            | -                             | 8             | 24                   | -             | 3            | -                             | 27            |
| Shawinigan                               | 9                        | -             | -            | -                             | 9             | 13                   | -             | -            | 4                             | 17            |
| Vernon                                   | 72                       | 2             | 3            | -                             | 77            | 54                   | 4             | 6            | -                             | 64            |
| <b>Large CA Total / Total Grandes AR</b> | <b>2,601</b>             | <b>214</b>    | <b>257</b>   | <b>957</b>                    | <b>4,029</b>  | <b>3,294</b>         | <b>312</b>    | <b>333</b>   | <b>1,042</b>                  | <b>4,981</b>  |
| <b>Canada (50 000+)</b>                  | <b>24,391</b>            | <b>3,182</b>  | <b>4,913</b> | <b>16,297</b>                 | <b>48,783</b> | <b>24,746</b>        | <b>2,999</b>  | <b>4,596</b> | <b>11,714</b>                 | <b>44,055</b> |



HOUSING


INFORMATION

MONTHLY

VOLUME B

SEASONALLY ADJUSTED STARTS  
(CANADA AND PROVINCIAL)

APRIL 2003



BULLETIN

MENSUEL

D'INFORMATION

SUR LE LOGEMENT

VOLUME B

LOGEMENTS MIS EN CHANTIER,  
DONNÉES DÉSAISONNALISÉES  
ANNUALISÉES (CANADA ET PAR  
PROVINCES)

AVRIL 2003

MARKET ANALYSIS CENTRE

CENTRE D'ANALYSE DE MARCHÉ



Canada

Get this publication earlier! Switch your current hardcopy subscription to e-mailed PDF. Contact CMHC at (613) 748-2006 or by e-mail at [Market\\_Analysis\\_Centre@cmhc-schl.gc.ca](mailto:Market_Analysis_Centre@cmhc-schl.gc.ca) to get your copy sent to you by e-mail.

Obtenez votre copie plus rapidement avec la distribution par courriel! Contactez le (613)748-2006 ou [centre\\_d'analyse\\_de\\_marche@cmhc-schl.gc.ca](mailto:centre_d'analyse_de_marche@cmhc-schl.gc.ca) pour les détails.

©2003, Canada Mortgage and Housing Corporation  
ISSN 1192-7984 Printed in Canada  
Electronic Product # 61504BBE

©2003, Société canadienne d'hypothèques et de logement  
ISSN 1192-7984 Imprimé au Canada  
Numéro de produit électronique 61504BBE

# HOUSING INFORMATION MONTHLY

# BULLETIN MENSUEL D'INFORMATION SUR LE LOGEMENT

## VOLUME B

## VOLUME B

### SEASONALLY ADJUSTED STARTS (CANADA AND PROVINCIAL)

### LOGEMENTS MIS EN CHANTIER, DONNÉES DÉSAISONNALISÉES ANNUALISÉES (CANADA ET PAR PROVINCES)

APRIL 2003

AVRIL 2003

Housing Starts

Mis en chantier

Table B1-1: Seasonally Adjusted Single  
Dwelling Starts in Areas 10 000+ (Monthly)

Tableau B1-1: Maisons individuelles mises  
en chantier (DDA) dans les centres de  
10 000 habitants et plus, par mois

Table B1-2: Seasonally Adjusted Multiple  
Starts in Areas 10 000+ (Monthly)

Tableau B1-2: Logements collectifs mis en  
chantier (DDA) dans les centres de 10 000  
habitants et plus, par mois

Table B1-3: Seasonally Adjusted Starts in  
Areas 10 000+ (Monthly)

Tableau B1-3: Logements mis en chantier  
(DDA) dans les centres de 10 000 habitants  
et plus, par mois

Table B2-1: Seasonally Adjusted  
Single-Detached Starts in Areas 10 000+  
(Quarterly)

Tableau B2-1: Maisons individuelles mises en  
chantier (DDA) dans les centres de 10 000  
habitants et plus, par trimestre

Table B2-2: Seasonally Adjusted Multiple  
Starts in Areas 10 000+ (Quarterly)

Tableau B2-2: Logements collectifs mis en  
chantier (DDA) dans les centres de 10 000  
habitants et plus, par trimestre

Table B2-3: Seasonally Adjusted Starts in  
Areas 10 000+ (Quarterly)

Tableau B2-3: Logements mis en chantier  
(DDA) dans les centres de 10 000 habitants  
et plus, par trimestre

Table B3-1: Seasonally Adjusted  
Single-Detached Starts in All Areas  
(Quarterly)

Tableau B3-1: Maisons individuelles mises en  
chantier (DDA) dans tous les centres, par  
trimestre

Table B3-2: Seasonally Adjusted Multiple  
Starts in All Areas (Quarterly)

Tableau B3-2: Logements collectifs mis en  
chantier (DDA) dans tous les centres, par  
trimestre

Table B3-3: Seasonally Adjusted Starts in All  
Areas (Quarterly)

Tableau B3-3: Logements mis en chantier  
(DDA) dans tous les centres, par trimestre

\*2003 data based on 2001 final Census Definitions. 2002 data based on 2001 preliminary Census Definitions. / Les données de 2003 sont fondées sur les définitions finales du recensement de 2001. Les données de 2002 sont fondées sur les définitions préliminaires du recensement de 2001.



## HIGH LEVEL OF HOUSING STARTS CONTINUES IN APRIL

April's seasonally adjusted annual rate<sup>1</sup> of 207,700 housing starts remains consistent with strong home building activity in the country.

The seasonally adjusted annual rate of urban multiple starts decreased 14.3 per cent to 82,000 units in April compared with 95,700 units in March. Actual urban multiple starts remain high, having increased by 17.4 per cent year-to-date compared with the same period in 2002. This lower level of multiple starts in April reflects a return to levels more in line with recent trends in the Atlantic region.

The seasonally adjusted annual rate of urban single starts rose 3.4 per cent to 96,400 units in April from 93,200 in March. In terms of actual starts, urban single starts year-to-date are 1.6 per cent lower than for the same period of 2002.

Rural starts in April were estimated at a seasonally adjusted annual rate of 29,300 units.

## LES MISES EN CHANTIER D'HABITATIONS TOUJOURS À UN NIVEAU ÉLEVÉ EN AVRIL

Le nombre désaisonnalisé annualisé<sup>1</sup> de mises en chantier d'habitations, qui s'est établi à 207 700 en avril, continue de témoigner de la robustesse de l'activité dans le secteur de la construction résidentielle au pays.

De mars à avril, le nombre désaisonnalisé annualisé de mises en chantier de logements collectifs en milieu urbain a diminué de 14,3 %, passant de 95 700 à 82 000. En données réelles, le cumul annuel des mises en chantier de logements collectifs dans les centres urbains est demeuré élevé, ayant progressé de 17,4 % par rapport à la période correspondante de 2002. Ce recul atteste le retour à un niveau comparable à ceux observés au cours des mois précédents dans la région de l'Atlantique.

En données désaisonnalisées annualisées, les mises en chantier de maisons individuelles dans les centres urbains ont augmenté de 3,4 % pour se fixer à 96 400 e avril, contre 93 200 en mars. En données réelles, le cumul annuel a régressé de 1,6 % par rapport à celui de la période correspondante de 2002.

En avril, on estimait à 29 300 le nombre désaisonnalisé annualisé de mises en chantier dans les régions rurales.

---

\* The SAAR is a monthly figure that is adjusted to remove normal seasonal variation and multiplied by 12 to reflect annual levels.

---

\* DDA : Données mensuelles corrigées des variations saisonnières normales et exprimées sur une échelle annuelle en les multipliant par 12.



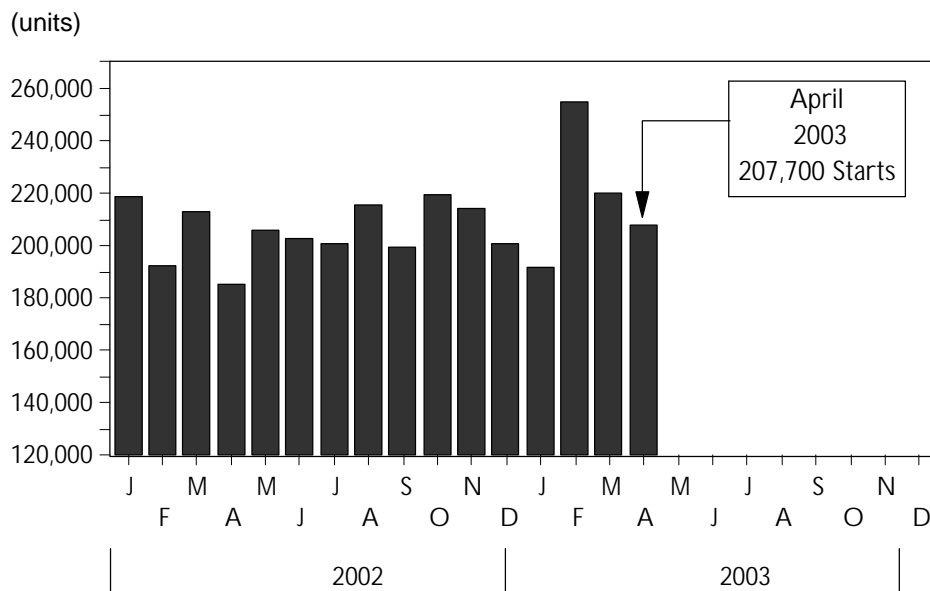


**Housing Starts**  
**Actual and Seasonally Adjusted Annual Rates**

| Province  | March  |         | April  |         |
|---|--------|---------|--------|---------|
|   | Actual | SAAR    | Actual | SAAR    |
| Newfoundland                                    | 23     | 1,100   | 120    | 1,800   |
| Prince Edward Island                            | 9      | 300     | 23     | 300     |
| Nova Scotia                                     | 293    | 18,600  | 166    | 2,400   |
| New Brunswick                                   | 46     | 1,800   | 288    | 4,500   |
| Quebec  | 2,323  | 33,000  | 4,077  | 33,900  |
| Ontario   | 4,775  | 72,600  | 6,379  | 71,100  |
| Manitoba  | 107    | 1,900   | 149    | 1,700   |
| Saskatchewan                                    | 199    | 3,100   | 355    | 4,200   |
| Alberta   | 2,338  | 35,400  | 2,790  | 33,200  |
| British Columbia                                | 1,492  | 21,100  | 2,285  | 25,300  |
| Total (+10,000 pop.)                            | 11,605 | 188,900 | 16,632 | 178,400 |
| Other area estimates<br>(Less than 10,000 pop.) | 1,456  | 31,500  | 2,818  | 29,300  |
| Canada  | 13,061 | 220,400 | 19,450 | 207,700 |

### Seasonally Adjusted Housing Starts

January 2002 to April 2003



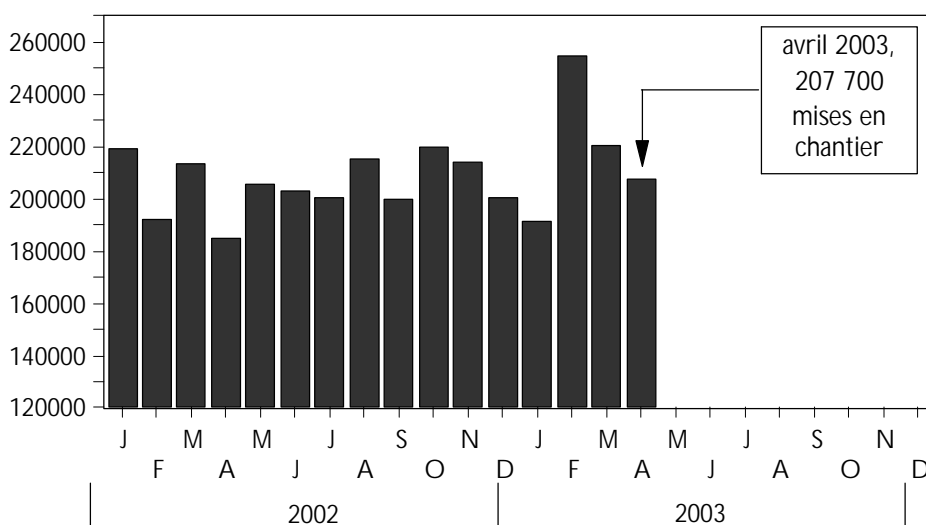
Source: CMHC

**Mises en chantier données réelles et  
Données Désaisonnalisées annualisées (DDA)**

| Province   | mars    |         | avril   |         |
|--|---------|---------|---------|---------|
|  | Réelles | DDA     | Réelles | DDA     |
| Terre-Neuve  | 23      | 1 100   | 120     | 1 800   |
| Île-du-Prince-Édouard  | 9       | 300     | 23      | 300     |
| Nouvelle-Écosse  | 293     | 18 600  | 166     | 2 400   |
| Nouveau-Brunswick  | 46      | 1 800   | 288     | 4 500   |
| Québec   | 2 323   | 33 000  | 4 077   | 33 900  |
| Ontario  | 4 775   | 72 600  | 6 379   | 71 100  |
| Manitoba   | 107     | 1 900   | 149     | 1 700   |
| Saskatchewan   | 199     | 3 100   | 355     | 4 200   |
| Alberta  | 2 338   | 35 400  | 2 790   | 33 200  |
| Colombie-Britannique   | 1 492   | 21 100  | 2 285   | 25 300  |
| Total (agglomérations comptant plus de 10 000 habitants)                 | 11 605  | 188 900 | 16 632  | 178 400 |
| Estimations pour les autres régions (comptant moins de 10 000 habitants) | 1 456   | 31 500  | 2 818   | 29 300  |
| Canada   | 13 061  | 220 400 | 19 450  | 207 700 |

**Mises en chantier désaisonnalisées  
de janvier 2002 à avril 2003**

(logements)



Source: SCHL

Table B1-1 - Tableau B1-1

Seasonally Adjusted Single Dwelling Starts - Maisons individuelles mises en chantier (DDA)

Areas 10 000+ - Centres de 10 000 habitants et plus

April 2003 - avril 2003

|                | Atlantic/Atlantique     |                     |                |                |       | Québec  | Ontario   | Prairies  |             |           |       | BC/C-B         | Total |
|----------------|-------------------------|---------------------|----------------|----------------|-------|---------|-----------|-----------|-------------|-----------|-------|----------------|-------|
|                | Nfld./Lab./T.-<br>N.-L. | P.E.I./Î.-<br>P.-É. | N.S./N.-<br>É. | N.B./N.-<br>B. | Total | Que./Qc | Ont./Ont. | Man./Man. | Sask./Sask. | Alta/Alb. | Total | B.C./C.-<br>B. | Total |
| Period/Période |                         |                     |                |                |       |         |           |           |             |           |       |                |       |
| 200201         | 1.2                     | 0.2                 | 2.0            | 1.0            | 4.4   | 16.2    | 42.7      | 1.5       | 1.3         | 16.9      | 19.7  | 8.8            | 91.8  |
| 200202         | 1.9                     | 0.4                 | 2.1            | 1.5            | 5.9   | 17.1    | 45.2      | 1.8       | 1.3         | 20.3      | 23.4  | 8.6            | 100.2 |
| 200203         | 1.4                     | 0.3                 | 2.1            | 1.8            | 5.6   | 18.4    | 48.3      | 1.5       | 1.0         | 19.9      | 22.4  | 9.3            | 104.0 |
| 200204         | 1.4                     | 0.4                 | 2.5            | 1.9            | 6.2   | 15.9    | 43.2      | 1.7       | 1.2         | 20.3      | 23.2  | 9.9            | 98.4  |
| 200205         | 1.5                     | 0.3                 | 2.4            | 2.0            | 6.2   | 16.2    | 50.9      | 2.1       | 1.4         | 21.5      | 25.0  | 10.1           | 108.4 |
| 200206         | 1.4                     | 0.4                 | 2.1            | 1.5            | 5.4   | 16.4    | 48.3      | 1.5       | 1.4         | 19.2      | 22.1  | 10.4           | 102.6 |
| 200207         | 1.2                     | 0.4                 | 2.0            | 1.3            | 4.9   | 16.3    | 49.3      | 1.7       | 1.4         | 17.1      | 20.2  | 9.2            | 99.9  |
| 200208         | 1.0                     | 0.3                 | 2.0            | 1.7            | 5.0   | 18.2    | 48.5      | 1.8       | 1.3         | 21.1      | 24.2  | 9.5            | 105.4 |
| 200209         | 1.3                     | 0.3                 | 2.4            | 1.8            | 5.8   | 18.6    | 47.9      | 1.6       | 2.0         | 20.3      | 23.9  | 8.9            | 105.1 |
| 200210         | 1.3                     | 0.3                 | 2.2            | 1.7            | 5.5   | 19.8    | 50.7      | 1.8       | 1.3         | 20.9      | 24.0  | 10.1           | 110.1 |
| 200211         | 1.1                     | 0.2                 | 2.0            | 1.8            | 5.1   | 20.4    | 43.1      | 2.1       | 1.5         | 22.2      | 25.8  | 10.4           | 104.8 |
| 200212         | 1.1                     | 0.6                 | 2.9            | 1.5            | 6.1   | 18.6    | 45.2      | 1.7       | 1.4         | 21.1      | 24.2  | 11.7           | 105.8 |
| 200301         | 0.8                     | 0.4                 | 1.7            | 1.6            | 4.5   | 16.9    | 38.4      | 1.9       | 1.3         | 21.9      | 25.1  | 11.4           | 96.3  |
| 200302         | 1.1                     | 0.5                 | 1.8            | 1.8            | 5.2   | 18.0    | 41.9      | 2.0       | 1.5         | 21.2      | 24.7  | 12.2           | 102.0 |
| 200303         | 0.9                     | 0.3                 | 2.1            | 1.5            | 4.8   | 17.5    | 37.8      | 1.9       | 1.6         | 18.9      | 22.4  | 10.7           | 93.2  |
| 200304         | 1.1                     | 0.3                 | 2.0            | 1.6            | 5.0   | 16.2    | 41.9      | 1.6       | 1.2         | 18.7      | 21.5  | 11.8           | 96.4  |

Table B1-2 - Tableau B1-2

Seasonally Adjusted Multiple Starts - Logements collectifs mis en chantier (DDA)

Areas 10 000+ - Centres de 10 000 habitants et plus

April 2003 - avril 2003

|                | Atlantic/Atlantique     |                     |                |                |       | Québec  | Ontario   | Prairies  |             |           |       | BC/C-B         | Total |
|----------------|-------------------------|---------------------|----------------|----------------|-------|---------|-----------|-----------|-------------|-----------|-------|----------------|-------|
|                | Nfld./Lab./T.-<br>N.-L. | P.E.I./Î.-<br>P.-É. | N.S./N.-<br>É. | N.B./N.-<br>B. | Total | Que./Qc | Ont./Ont. | Man./Man. | Sask./Sask. | Alta/Alb. | Total | B.C./C.-<br>B. | Total |
| Period/Période |                         |                     |                |                |       |         |           |           |             |           |       |                |       |
| 200201         | 0.1                     | 0.0                 | 2.0            | 0.1            | 2.2   | 17.2    | 54.3      | 0.1       | 0.7         | 12.3      | 13.1  | 9.4            | 96.2  |
| 200202         | 0.1                     | 0.0                 | 0.6            | 0.2            | 0.9   | 13.2    | 30.5      | 0.1       | 0.9         | 8.4       | 9.4   | 7.0            | 61.0  |
| 200203         | 0.2                     | 0.5                 | 0.5            | 0.0            | 1.2   | 12.4    | 32.6      | 0.5       | 0.3         | 20.9      | 21.7  | 10.2           | 78.1  |
| 200204         | 0.3                     | 0.1                 | 0.5            | 1.0            | 1.9   | 15.5    | 28.8      | 0.1       | 0.9         | 11.0      | 12.0  | 3.9            | 62.1  |
| 200205         | 0.8                     | 0.8                 | 1.0            | 0.4            | 3.0   | 14.9    | 32.5      | 0.3       | 0.5         | 11.8      | 12.6  | 9.8            | 72.8  |
| 200206         | 0.2                     | 0.0                 | 1.4            | 1.5            | 3.1   | 16.2    | 28.8      | 0.6       | 0.3         | 15.1      | 16.0  | 11.5           | 75.6  |
| 200207         | 0.4                     | 0.5                 | 0.6            | 0.5            | 2.0   | 16.8    | 38.2      | 0.3       | 0.9         | 7.4       | 8.6   | 10.4           | 76.0  |
| 200208         | 0.1                     | 0.1                 | 2.2            | 0.3            | 2.7   | 18.4    | 28.9      | 0.2       | 1.1         | 13.8      | 15.1  | 20.3           | 85.4  |
| 200209         | 0.2                     | 0.0                 | 1.3            | 1.1            | 2.6   | 17.4    | 25.2      | 2.2       | 2.2         | 11.3      | 15.7  | 9.1            | 70.0  |
| 200210         | 0.5                     | 0.1                 | 1.9            | 2.0            | 4.5   | 18.4    | 32.5      | 0.8       | 1.3         | 15.5      | 17.6  | 10.9           | 83.9  |
| 200211         | 0.1                     | 0.1                 | 2.0            | 2.6            | 4.8   | 16.3    | 34.3      | 0.1       | 0.6         | 13.5      | 14.2  | 14.1           | 83.7  |
| 200212         | 0.1                     | 0.0                 | 3.0            | 1.2            | 4.3   | 15.8    | 24.9      | 0.0       | 2.0         | 11.4      | 13.4  | 10.8           | 69.2  |
| 200301         | 0.1                     | 0.2                 | 0.4            | 0.9            | 1.6   | 19.6    | 26.1      | 0.6       | 1.8         | 6.1       | 8.5   | 7.9            | 63.7  |
| 200302         | 0.5                     | 0.0                 | 3.2            | 0.2            | 3.9   | 18.1    | 72.8      | 0.0       | 0.6         | 15.9      | 16.5  | 10.1           | 121.4 |
| 200303         | 0.2                     | 0.0                 | 16.5           | 0.3            | 17.0  | 15.5    | 34.8      | 0.0       | 1.5         | 16.5      | 18.0  | 10.4           | 95.7  |
| 200304         | 0.7                     | 0.0                 | 0.4            | 2.9            | 4.0   | 17.7    | 29.2      | 0.1       | 3.0         | 14.5      | 17.6  | 13.5           | 82.0  |

Table B1-3 - Tableau B1-3

Seasonally Adjusted Starts - Logements mis en chantier (DDA)

Areas 10 000+ - Centres de 10 000 habitants et plus

April 2003 - avril 2003

| Period/Période | Atlantic/Atlantique     |                     |                |                |       | Québec  | Ontario   | Prairies  |             |           |       | BC/C-B         | Total |
|----------------|-------------------------|---------------------|----------------|----------------|-------|---------|-----------|-----------|-------------|-----------|-------|----------------|-------|
|                | Nfld./Lab./T.-<br>N.-L. | P.E.I./Î.-<br>P.-É. | N.S./N.-<br>É. | N.B./N.-<br>B. | Total | Que./Qc | Ont./Ont. | Man./Man. | Sask./Sask. | Alta/Alb. | Total | B.C./C.-<br>B. | Total |
| 200201         | 1.3                     | 0.2                 | 4.0            | 1.1            | 6.6   | 33.4    | 97.0      | 1.6       | 2.0         | 29.2      | 32.8  | 18.2           | 188.0 |
| 200202         | 2.0                     | 0.4                 | 2.7            | 1.7            | 6.8   | 30.3    | 75.7      | 1.9       | 2.2         | 28.7      | 32.8  | 15.6           | 161.2 |
| 200203         | 1.6                     | 0.8                 | 2.6            | 1.8            | 6.8   | 30.8    | 80.9      | 2.0       | 1.3         | 40.8      | 44.1  | 19.5           | 182.1 |
| 200204         | 1.7                     | 0.5                 | 3.0            | 2.9            | 8.1   | 31.4    | 72.0      | 1.8       | 2.1         | 31.3      | 35.2  | 13.8           | 160.5 |
| 200205         | 2.3                     | 1.1                 | 3.4            | 2.4            | 9.2   | 31.1    | 83.4      | 2.4       | 1.9         | 33.3      | 37.6  | 19.9           | 181.2 |
| 200206         | 1.6                     | 0.4                 | 3.5            | 3.0            | 8.5   | 32.6    | 77.1      | 2.1       | 1.7         | 34.3      | 38.1  | 21.9           | 178.2 |
| 200207         | 1.6                     | 0.9                 | 2.6            | 1.8            | 6.9   | 33.1    | 87.5      | 2.0       | 2.3         | 24.5      | 28.8  | 19.6           | 175.9 |
| 200208         | 1.1                     | 0.4                 | 4.2            | 2.0            | 7.7   | 36.6    | 77.4      | 2.0       | 2.4         | 34.9      | 39.3  | 29.8           | 190.8 |
| 200209         | 1.5                     | 0.3                 | 3.7            | 2.9            | 8.4   | 36.0    | 73.1      | 3.8       | 4.2         | 31.6      | 39.6  | 18.0           | 175.1 |
| 200210         | 1.8                     | 0.4                 | 4.1            | 3.7            | 10.0  | 38.2    | 83.2      | 2.6       | 2.6         | 36.4      | 41.6  | 21.0           | 194.0 |
| 200211         | 1.2                     | 0.3                 | 4.0            | 4.4            | 9.9   | 36.7    | 77.4      | 2.2       | 2.1         | 35.7      | 40.0  | 24.5           | 188.5 |
| 200212         | 1.2                     | 0.6                 | 5.9            | 2.7            | 10.4  | 34.4    | 70.1      | 1.7       | 3.4         | 32.5      | 37.6  | 22.5           | 175.0 |
| 200301         | 0.9                     | 0.6                 | 2.1            | 2.5            | 6.1   | 36.5    | 64.5      | 2.5       | 3.1         | 28.0      | 33.6  | 19.3           | 160.0 |
| 200302         | 1.6                     | 0.5                 | 5.0            | 2.0            | 9.1   | 36.1    | 114.7     | 2.0       | 2.1         | 37.1      | 41.2  | 22.3           | 223.4 |
| 200303         | 1.1                     | 0.3                 | 18.6           | 1.8            | 21.8  | 33.0    | 72.6      | 1.9       | 3.1         | 35.4      | 40.4  | 21.1           | 188.9 |
| 200304         | 1.8                     | 0.3                 | 2.4            | 4.5            | 9.0   | 33.9    | 71.1      | 1.7       | 4.2         | 33.2      | 39.1  | 25.3           | 178.4 |



HOUSING


INFORMATION

MONTHLY

VOLUME D

APARTMENT STARTS AND  
COMPLETIONS (CANADA,  
PROVINCIAL, CMA, AND LARGE CA)

APRIL 2003



BULLETIN

MENSUEL

D'INFORMATION

SUR LE LOGEMENT

VOLUME D

APPARTEMENTS MIS EN CHANTIER  
ET ACHEVÉS (CANADA,  
PROVINCIAUX, RMR, ET GRANDES  
AR)

AVRIL 2003

MARKET ANALYSIS CENTRE

CENTRE D'ANALYSE DE MARCHÉ



Canada

Get this publication earlier! Switch your current hardcopy subscription to e-mailed PDF. Contact CMHC at (613) 748-2006 or by e-mail at [Market\\_Analysis\\_Centre@cmhc-schl.gc.ca](mailto:Market_Analysis_Centre@cmhc-schl.gc.ca) to get your copy sent to you by e-mail.

Obtenez votre copie plus rapidement avec la distribution par courriel! Contactez le (613)748-2006 ou [centre\\_d'analyse\\_de\\_marche@cmhc-schl.gc.ca](mailto:centre_d'analyse_de_marche@cmhc-schl.gc.ca) pour les détails.

©2003, Canada Mortgage and Housing Corporation  
ISSN 1192-7984 Printed in Canada  
Electronic Product # 61504DBE

©2003, Société canadienne d'hypothèques et de logement  
ISSN 1192-7984 Imprimé au Canada  
Numéro de produit électronique 61504DBE



# HOUSING INFORMATION MONTHLY

## VOLUME D

### APARTMENT STARTS AND COMPLETIONS (CANADA, PROVINCIAL, CMA, AND LARGE CA)

APRIL 2003

Table D1: Apartment Starts and  
Completions by Size of Structure (Provincial  
50,000+)

Table D2: Apartment Starts and  
Completions by Size of Structure (Provincial  
10,000+) (Available Quarterly)

Table D3-1: Apartment Starts by Size of  
Structure (CMA)

Table D3-2: Apartment Starts by Size of  
Structure (Large CA)

Table D4-1: Apartment Completions by Size  
of Structure (CMA)

Table D4-2: Apartment Completions by Size  
of Structure (Large CA)

# BULLETIN MENSUEL D'INFORMATION SUR LE LOGEMENT

## VOLUME D

### APPARTEMENTS MIS EN CHANTIER ET ACHEVÉS (CANADA, PROVINCIAUX, RMR, ET GRANDES AR)

AVRIL 2003

Tableau D1: Appartements mis en chantier  
et achevés selon la taille des immeubles, par  
province (Les centres de 50 000 habitants et  
plus)

Tableau D2: Appartements mis en chantier  
et achevés selon la taille des immeubles, par  
province (Les centres de 10 000 habitants et  
plus) (Disponible trimestriellement)

Tableau D3-1: Appartements mis en  
chantier selon la taille des immeubles (RMR)

Tableau D3-2: Appartements mis en  
chantier selon la taille des immeubles  
(grandes AR)

Tableau D4-1: Appartements achevés selon  
la taille des immeubles (RMR)

Tableau D4-2: Appartements achevés selon  
la taille des immeubles (grandes AR)

\*2003 data based on 2001 final Census Definitions. 2002 data based on 2001 preliminary Census Definitions. / Les données de 2003 sont fondées sur les définitions finales du recensement de 2001. Les données de 2002 sont fondées sur les définitions préliminaires du recensement de 2001.

# HOUSING INFORMATION MONTHLY

## VOLUME D

GEOGRAPHIC CHANGES BASED ON  
THE FINAL 2001 CENSUS  
DEFINITIONS.

APRIL 2003

Chicoutimi-Jonquière CMA name changed to  
Saguenay CMA.

Saint-Jean-sur-Richelieu CA name changed to  
Saint-Jean-Iberville CA.

The CA's of Saint-Hyacinthe, Rimouski and  
Courtenay went from a Centre of 50,000+  
population to a Centre of 10,000 to 49,999  
population.

# BULLETIN MENSUEL D'INFORMATION SUR LE LOGEMENT

## VOLUME D

CHANGEMENTS GÉOGRAPHIQUES  
FONDÉES SUR LES DÉFINITIONS  
FINALES DU RECENSEMENT DE 2001.

AVRIL 2003

Le nom de la RMR de Chicoutimi-Jonquière a été  
changé à la RMR de Saguenay.

Le nom de l'AR de Saint-Jean-sur-Richelieu a été  
changé à l'AR de Saint-Jean-Iberville.

Les AR de Saint-Hyacinthe, Rimouski et Courtenay  
ont passées d'un centre de 50 000 habitants et plus  
à un centre de 10 000 à 49 999 habitants.

Table D1 - Tableau D1

Apartment Starts and Completions by Size of Structure (Provincial) - Appartements mis en chantiers et achevés selon la taille des immeubles, par province

Centres 50 000+ - Les centres de 50 000 habitants et plus

April 2003 - avril 2003

|                          |                         | 1-5                |                 | 6-19               |                 | 20-49              |                 | 50-99              |                 | 100-199            |                 | 200+               |                 | Total              |                 |
|--------------------------|-------------------------|--------------------|-----------------|--------------------|-----------------|--------------------|-----------------|--------------------|-----------------|--------------------|-----------------|--------------------|-----------------|--------------------|-----------------|
|                          |                         | Structure Immeuble | Units Logements | Structure Immeuble | Units Logements | Structure Immeuble | Units Logements | Structure Immeuble | Units Logements | Structure Immeuble | Units Logements | Structure Immeuble | Units Logements | Structure Immeuble | Units Logements |
| Starts / Mis en chantier | Nfld.Lab./T.-N.-L.      | 2                  | 4               | -                  | -               | 1                  | 22              | -                  | -               | -                  | -               | -                  | -               | 3                  | 26              |
|                          | P.E.I./Î.-P.-É.         | -                  | -               | -                  | -               | -                  | -               | -                  | -               | -                  | -               | -                  | -               | -                  | -               |
|                          | N.S./N.-É.              | 1                  | 5               | -                  | -               | -                  | -               | -                  | -               | -                  | -               | -                  | -               | 1                  | 5               |
|                          | N.B./N.-B.              | 2                  | 6               | -                  | -               | 3                  | 107             | 1                  | 52              | -                  | -               | -                  | -               | 6                  | 165             |
|                          | Que./Qc                 | 138                | 392             | 69                 | 509             | 5                  | 133             | 1                  | 52              | 2                  | 238             | -                  | -               | 215                | 1,324           |
|                          | Ont./Ont.               | 3                  | 10              | 3                  | 30              | 1                  | 45              | -                  | -               | 3                  | 488             | 2                  | 597             | 12                 | 1,170           |
|                          | Man./Man.               | -                  | -               | -                  | -               | -                  | -               | -                  | -               | -                  | -               | -                  | -               | -                  | -               |
|                          | Sask./Sask.             | -                  | -               | 3                  | 24              | -                  | -               | -                  | -               | 1                  | 130             | -                  | -               | 4                  | 154             |
|                          | Alta/Alb.               | 2                  | 7               | 3                  | 37              | 4                  | 131             | 5                  | 389             | 2                  | 236             | -                  | -               | 16                 | 800             |
|                          | B.C./C.-B.              | 25                 | 52              | 1                  | 12              | 3                  | 108             | 6                  | 379             | 2                  | 269             | -                  | -               | 37                 | 820             |
|                          | <b>Canada (50 000+)</b> | <b>173</b>         | <b>476</b>      | <b>79</b>          | <b>612</b>      | <b>17</b>          | <b>546</b>      | <b>13</b>          | <b>872</b>      | <b>10</b>          | <b>1,361</b>    | <b>2</b>           | <b>597</b>      | <b>294</b>         | <b>4,464</b>    |
| Completion / Achevés     | Nfld.Lab./T.-N.-L.      | 7                  | 14              | -                  | -               | -                  | -               | -                  | -               | -                  | -               | -                  | -               | 7                  | 14              |
|                          | P.E.I./Î.-P.-É.         | -                  | -               | -                  | -               | -                  | -               | -                  | -               | -                  | -               | -                  | -               | -                  | -               |
|                          | N.S./N.-É.              | -                  | -               | -                  | -               | 1                  | 20              | -                  | -               | -                  | -               | -                  | -               | 1                  | 20              |
|                          | N.B./N.-B.              | -                  | -               | 1                  | 8               | -                  | -               | -                  | -               | -                  | -               | -                  | -               | 1                  | 8               |
|                          | Que./Qc                 | 93                 | 273             | 48                 | 378             | 3                  | 93              | 2                  | 164             | 1                  | 119             | -                  | -               | 147                | 1,027           |
|                          | Ont./Ont.               | 1                  | 2               | 1                  | 10              | 2                  | 71              | 3                  | 244             | 4                  | 644             | 3                  | 812             | 14                 | 1,783           |
|                          | Man./Man.               | -                  | -               | -                  | -               | -                  | -               | -                  | -               | -                  | -               | -                  | -               | -                  | -               |
|                          | Sask./Sask.             | -                  | -               | 3                  | 24              | -                  | -               | -                  | -               | -                  | -               | -                  | -               | 3                  | 24              |
|                          | Alta/Alb.               | -                  | -               | 3                  | 30              | 3                  | 130             | 2                  | 140             | 1                  | 125             | -                  | -               | 9                  | 425             |
|                          | B.C./C.-B.              | 15                 | 34              | 1                  | 18              | 6                  | 213             | 5                  | 436             | -                  | -               | -                  | -               | 27                 | 701             |
|                          | <b>Canada (50 000+)</b> | <b>116</b>         | <b>323</b>      | <b>57</b>          | <b>468</b>      | <b>15</b>          | <b>527</b>      | <b>12</b>          | <b>984</b>      | <b>6</b>           | <b>888</b>      | <b>3</b>           | <b>812</b>      | <b>209</b>         | <b>4,002</b>    |

Table D3-1 - Tableau D3-1

Apartment Starts by Size of Structure - Appartements mises en chantier selon la taille des immeubles

Census Metropolitan Areas - Région métropolitaine de recensement

April 2003 - avril 2003

|                                    |                        | 1-5                |                 | 6-19               |                 | 20-49              |                 | 50-99              |                 | 100-199            |                 | 200+               |                 | Total              |                 |
|------------------------------------|------------------------|--------------------|-----------------|--------------------|-----------------|--------------------|-----------------|--------------------|-----------------|--------------------|-----------------|--------------------|-----------------|--------------------|-----------------|
|                                    |                        | Structure Immeuble | Units Logements | Structure Immeuble | Units Logements | Structure Immeuble | Units Logements | Structure Immeuble | Units Logements | Structure Immeuble | Units Logements | Structure Immeuble | Units Logements | Structure Immeuble | Units Logements |
| Starts /<br>Mis en<br>chantier     | Abbotsford             | 17                 | 34              | -                  | -               | -                  | -               | -                  | -               | -                  | -               | -                  | -               | 17                 | 34              |
|                                    | Calgary                | 2                  | 7               | 2                  | 22              | 2                  | 67              | 1                  | 71              | 2                  | 236             | -                  | -               | 9                  | 403             |
|                                    | Edmonton               | -                  | -               | 1                  | 15              | 2                  | 64              | 3                  | 235             | -                  | -               | -                  | -               | 6                  | 314             |
|                                    | Greater Sudbury        | -                  | -               | -                  | -               | -                  | -               | -                  | -               | -                  | -               | -                  | -               | -                  | -               |
|                                    | Halifax                | 1                  | 5               | -                  | -               | -                  | -               | -                  | -               | -                  | -               | -                  | -               | 1                  | 5               |
|                                    | Hamilton               | -                  | -               | -                  | -               | -                  | -               | -                  | -               | -                  | -               | -                  | -               | -                  | -               |
|                                    | Kingston               | -                  | -               | -                  | -               | -                  | -               | -                  | -               | -                  | -               | -                  | -               | -                  | -               |
|                                    | Kitchener              | 2                  | 6               | 2                  | 20              | -                  | -               | -                  | -               | -                  | -               | -                  | -               | 4                  | 26              |
|                                    | London                 | -                  | -               | -                  | -               | -                  | -               | -                  | -               | 1                  | 156             | -                  | -               | 1                  | 156             |
|                                    | Montréal               | 77                 | 219             | 48                 | 352             | 3                  | 72              | -                  | -               | 2                  | 238             | -                  | -               | 130                | 881             |
|                                    | Oshawa                 | -                  | -               | -                  | -               | -                  | -               | -                  | -               | -                  | -               | -                  | -               | -                  | -               |
|                                    | Ottawa-Gatineau        | 13                 | 37              | 4                  | 35              | -                  | -               | -                  | -               | 1                  | 155             | -                  | -               | 18                 | 227             |
|                                    | Gatineau               | 13                 | 37              | 3                  | 25              | -                  | -               | -                  | -               | -                  | -               | -                  | -               | 16                 | 62              |
|                                    | Ottawa                 | -                  | -               | 1                  | 10              | -                  | -               | -                  | -               | 1                  | 155             | -                  | -               | 2                  | 165             |
|                                    | Québec                 | 33                 | 88              | 13                 | 98              | 2                  | 61              | 1                  | 52              | -                  | -               | -                  | -               | 49                 | 299             |
|                                    | Regina                 | -                  | -               | 3                  | 24              | -                  | -               | -                  | -               | -                  | -               | -                  | -               | 3                  | 24              |
|                                    | Saguenay               | 3                  | 8               | 1                  | 10              | -                  | -               | -                  | -               | -                  | -               | -                  | -               | 4                  | 18              |
|                                    | St. Catharines-Niagara | -                  | -               | -                  | -               | -                  | -               | -                  | -               | -                  | -               | -                  | -               | -                  | -               |
|                                    | Saint John             | 1                  | 2               | -                  | -               | -                  | -               | -                  | -               | -                  | -               | -                  | -               | 1                  | 2               |
|                                    | St. John's             | 2                  | 4               | -                  | -               | 1                  | 22              | -                  | -               | -                  | -               | -                  | -               | 3                  | 26              |
|                                    | Saskatoon              | -                  | -               | -                  | -               | -                  | -               | -                  | -               | 1                  | 130             | -                  | -               | 1                  | 130             |
|                                    | Sherbrooke             | 2                  | 7               | -                  | -               | -                  | -               | -                  | -               | -                  | -               | -                  | -               | 2                  | 7               |
|                                    | Thunder Bay            | -                  | -               | -                  | -               | -                  | -               | -                  | -               | -                  | -               | -                  | -               | -                  | -               |
|                                    | Toronto                | -                  | -               | -                  | -               | 1                  | 45              | -                  | -               | 1                  | 177             | 2                  | 597             | 4                  | 819             |
|                                    | Trois-Rivières         | 3                  | 10              | -                  | -               | -                  | -               | -                  | -               | -                  | -               | -                  | -               | 3                  | 10              |
|                                    | Vancouver              | 7                  | 14              | -                  | -               | -                  | -               | 4                  | 269             | 2                  | 269             | -                  | -               | 13                 | 552             |
|                                    | Victoria               | -                  | -               | 1                  | 12              | 2                  | 76              | 1                  | 54              | -                  | -               | -                  | -               | 4                  | 142             |
|                                    | Windsor                | -                  | -               | -                  | -               | -                  | -               | -                  | -               | -                  | -               | -                  | -               | -                  | -               |
| Winnipeg                           | -                      | -                  | -               | -                  | -               | -                  | -               | -                  | -               | -                  | -               | -                  | -               | -                  |                 |
| <b>CMA<br/>Total/Total<br/>RMR</b> | 163                    | 441                | 75              | 588                | 13              | 407                | 10              | 681                | 10              | 1,361              | 2               | 597                | 273             | 4,075              |                 |
| <b>Canada<br/>(50 000+)</b>        | 173                    | 476                | 79              | 612                | 17              | 546                | 13              | 872                | 10              | 1,361              | 2               | 597                | 294             | 4,464              |                 |

Table D3-2 - Tableau D3-2

Apartment Starts by Size of Structure - Appartements mis en chantier selon la taille des immeubles

Large Census Agglomerations - Grandes agglomération de recensement

April 2003 - avril 2003

|  | 1-5                |                 | 6-19               |                 | 20-49              |                 | 50-99              |                 | 100-199            |                 | 200+               |                 | Total              |                 |
|--|--------------------|-----------------|--------------------|-----------------|--------------------|-----------------|--------------------|-----------------|--------------------|-----------------|--------------------|-----------------|--------------------|-----------------|
|  | Structure Immeuble | Units Logements | Structure Immeuble | Units Logements | Structure Immeuble | Units Logements | Structure Immeuble | Units Logements | Structure Immeuble | Units Logements | Structure Immeuble | Units Logements | Structure Immeuble | Units Logements |
| Starts / Mis en chantier                 |                    |                 |                    |                 |                    |                 |                    |                 |                    |                 |                    |                 |                    |                 |
| Barrie                                   | 1                  | 4               | -                  | -               | -                  | -               | -                  | -               | -                  | -               | -                  | -               | 1                  | 4               |
| Belleville                               | -                  | -               | -                  | -               | -                  | -               | -                  | -               | -                  | -               | -                  | -               | -                  | -               |
| Brantford                                | -                  | -               | -                  | -               | -                  | -               | -                  | -               | -                  | -               | -                  | -               | -                  | -               |
| Cape Breton                              | -                  | -               | -                  | -               | -                  | -               | -                  | -               | -                  | -               | -                  | -               | -                  | -               |
| Charlottetown                            | -                  | -               | -                  | -               | -                  | -               | -                  | -               | -                  | -               | -                  | -               | -                  | -               |
| Chatham-Kent                             | -                  | -               | -                  | -               | -                  | -               | -                  | -               | -                  | -               | -                  | -               | -                  | -               |
| Chilliwack                               | -                  | -               | -                  | -               | -                  | -               | -                  | -               | -                  | -               | -                  | -               | -                  | -               |
| Cornwall                                 | -                  | -               | -                  | -               | -                  | -               | -                  | -               | -                  | -               | -                  | -               | -                  | -               |
| Drummondville                            | 1                  | 3               | -                  | -               | -                  | -               | -                  | -               | -                  | -               | -                  | -               | 1                  | 3               |
| Fredericton                              | -                  | -               | -                  | -               | 1                  | 47              | 1                  | 52              | -                  | -               | -                  | -               | 2                  | 99              |
| Granby                                   | 2                  | 4               | -                  | -               | -                  | -               | -                  | -               | -                  | -               | -                  | -               | 2                  | 4               |
| Guelph                                   | -                  | -               | -                  | -               | -                  | -               | -                  | -               | -                  | -               | -                  | -               | -                  | -               |
| Kamloops                                 | -                  | -               | -                  | -               | -                  | -               | -                  | -               | -                  | -               | -                  | -               | -                  | -               |
| Kawartha Lakes                           | -                  | -               | -                  | -               | -                  | -               | -                  | -               | -                  | -               | -                  | -               | -                  | -               |
| Kelowna                                  | 1                  | 4               | -                  | -               | 1                  | 32              | 1                  | 56              | -                  | -               | -                  | -               | 3                  | 92              |
| Lethbridge                               | -                  | -               | -                  | -               | -                  | -               | -                  | -               | -                  | -               | -                  | -               | -                  | -               |
| Medicine Hat                             | -                  | -               | -                  | -               | -                  | -               | -                  | -               | -                  | -               | -                  | -               | -                  | -               |
| Moncton                                  | 1                  | 4               | -                  | -               | 2                  | 60              | -                  | -               | -                  | -               | -                  | -               | 3                  | 64              |
| Nanaimo                                  | -                  | -               | -                  | -               | -                  | -               | -                  | -               | -                  | -               | -                  | -               | -                  | -               |
| Norfolk                                  | -                  | -               | -                  | -               | -                  | -               | -                  | -               | -                  | -               | -                  | -               | -                  | -               |
| North Bay                                | -                  | -               | -                  | -               | -                  | -               | -                  | -               | -                  | -               | -                  | -               | -                  | -               |
| Peterborough                             | -                  | -               | -                  | -               | -                  | -               | -                  | -               | -                  | -               | -                  | -               | -                  | -               |
| Prince George                            | -                  | -               | -                  | -               | -                  | -               | -                  | -               | -                  | -               | -                  | -               | -                  | -               |
| Red Deer                                 | -                  | -               | -                  | -               | -                  | -               | 1                  | 83              | -                  | -               | -                  | -               | 1                  | 83              |
| Saint-Jean-Iberville                     | 4                  | 16              | 4                  | 24              | -                  | -               | -                  | -               | -                  | -               | -                  | -               | 8                  | 40              |
| Samia                                    | -                  | -               | -                  | -               | -                  | -               | -                  | -               | -                  | -               | -                  | -               | -                  | -               |
| Sault Ste. Marie                         | -                  | -               | -                  | -               | -                  | -               | -                  | -               | -                  | -               | -                  | -               | -                  | -               |
| Shawinigan                               | -                  | -               | -                  | -               | -                  | -               | -                  | -               | -                  | -               | -                  | -               | -                  | -               |
| Vernon                                   | -                  | -               | -                  | -               | -                  | -               | -                  | -               | -                  | -               | -                  | -               | -                  | -               |
| <b>Large CA Total / Total Grandes AR</b> | 10                 | 35              | 4                  | 24              | 4                  | 139             | 3                  | 191             | -                  | -               | -                  | -               | 21                 | 389             |
| <b>Canada (50 000+)</b>                  | 173                | 476             | 79                 | 612             | 17                 | 546             | 13                 | 872             | 10                 | 1,361           | 2                  | 597             | 294                | 4,464           |

Table D4-1 - Tableau D4-1

Apartment Completions by Size of Structure - Appartements achevés selon la taille des immeubles

Census Metropolitan Areas - Région métropolitaine de recensement

April 2003 - avril 2003

|                            |                        | 1-5                |                 | 6-19               |                 | 20-49              |                 | 50-99              |                 | 100-199            |                 | 200+               |                 | Total              |                 |
|----------------------------|------------------------|--------------------|-----------------|--------------------|-----------------|--------------------|-----------------|--------------------|-----------------|--------------------|-----------------|--------------------|-----------------|--------------------|-----------------|
|                            |                        | Structure Immeuble | Units Logements | Structure Immeuble | Units Logements | Structure Immeuble | Units Logements | Structure Immeuble | Units Logements | Structure Immeuble | Units Logements | Structure Immeuble | Units Logements | Structure Immeuble | Units Logements |
| Completion / Achevés       | Abbotsford             | 4                  | 8               | -                  | -               | 1                  | 45              | -                  | -               | -                  | -               | -                  | -               | 5                  | 53              |
|                            | Calgary                | -                  | -               | 1                  | 14              | 1                  | 39              | -                  | -               | -                  | -               | -                  | -               | 2                  | 53              |
|                            | Edmonton               | -                  | -               | 2                  | 16              | 2                  | 91              | 1                  | 70              | 1                  | 125             | -                  | -               | 6                  | 302             |
|                            | Greater Sudbury        | -                  | -               | -                  | -               | -                  | -               | -                  | -               | -                  | -               | -                  | -               | -                  | -               |
|                            | Halifax                | -                  | -               | -                  | -               | 1                  | 20              | -                  | -               | -                  | -               | -                  | -               | 1                  | 20              |
|                            | Hamilton               | -                  | -               | -                  | -               | -                  | -               | -                  | -               | -                  | -               | -                  | -               | -                  | -               |
|                            | Kingston               | -                  | -               | -                  | -               | -                  | -               | -                  | -               | -                  | -               | -                  | -               | -                  | -               |
|                            | Kitchener              | 1                  | 2               | -                  | -               | -                  | -               | -                  | -               | -                  | -               | -                  | -               | 1                  | 2               |
|                            | London                 | -                  | -               | -                  | -               | -                  | -               | -                  | -               | -                  | -               | -                  | -               | -                  | -               |
|                            | Montréal               | 37                 | 110             | 27                 | 198             | 2                  | 53              | 1                  | 66              | -                  | -               | -                  | -               | 67                 | 427             |
|                            | Oshawa                 | -                  | -               | -                  | -               | -                  | -               | -                  | -               | -                  | -               | -                  | -               | -                  | -               |
|                            | Ottawa-Gatineau        | 21                 | 54              | 5                  | 60              | 1                  | 40              | -                  | -               | -                  | -               | -                  | -               | 27                 | 154             |
|                            | Gatineau               | 21                 | 54              | 5                  | 60              | 1                  | 40              | -                  | -               | -                  | -               | -                  | -               | 27                 | 154             |
|                            | Ottawa                 | -                  | -               | -                  | -               | -                  | -               | -                  | -               | -                  | -               | -                  | -               | -                  | -               |
|                            | Québec                 | 19                 | 52              | 9                  | 72              | -                  | -               | -                  | -               | -                  | -               | -                  | -               | 28                 | 124             |
|                            | Regina                 | -                  | -               | 3                  | 24              | -                  | -               | -                  | -               | -                  | -               | -                  | -               | 3                  | 24              |
|                            | Saguenay               | 3                  | 11              | -                  | -               | -                  | -               | 1                  | 98              | 1                  | 119             | -                  | -               | 5                  | 228             |
|                            | St. Catharines-Niagara | -                  | -               | -                  | -               | -                  | -               | -                  | -               | -                  | -               | -                  | -               | -                  | -               |
|                            | Saint John             | -                  | -               | -                  | -               | -                  | -               | -                  | -               | -                  | -               | -                  | -               | -                  | -               |
|                            | St. John's             | 7                  | 14              | -                  | -               | -                  | -               | -                  | -               | -                  | -               | -                  | -               | 7                  | 14              |
|                            | Saskatoon              | -                  | -               | -                  | -               | -                  | -               | -                  | -               | -                  | -               | -                  | -               | -                  | -               |
|                            | Sherbrooke             | 3                  | 12              | 2                  | 12              | -                  | -               | -                  | -               | -                  | -               | -                  | -               | 5                  | 24              |
|                            | Thunder Bay            | -                  | -               | -                  | -               | -                  | -               | -                  | -               | -                  | -               | -                  | -               | -                  | -               |
|                            | Toronto                | -                  | -               | 1                  | 10              | 2                  | 71              | 3                  | 244             | 4                  | 644             | 3                  | 812             | 13                 | 1,781           |
|                            | Trois-Rivières         | 1                  | 2               | -                  | -               | -                  | -               | -                  | -               | -                  | -               | -                  | -               | 1                  | 2               |
|                            | Vancouver              | 10                 | 22              | -                  | -               | 4                  | 120             | 3                  | 268             | -                  | -               | -                  | -               | 17                 | 410             |
|                            | Victoria               | -                  | -               | 1                  | 18              | -                  | -               | -                  | -               | -                  | -               | -                  | -               | 1                  | 18              |
|                            | Windsor                | -                  | -               | -                  | -               | -                  | -               | -                  | -               | -                  | -               | -                  | -               | -                  | -               |
| Winnipeg                   | -                      | -                  | -               | -                  | -               | -                  | -               | -                  | -               | -                  | -               | -                  | -               | -                  |                 |
| <b>CMA Total/Total RMR</b> | 106                    | 287                | 51              | 424                | 14              | 479                | 9               | 746                | 6               | 888                | 3               | 812                | 189             | 3,636              |                 |
| <b>Canada (50 000+)</b>    | 116                    | 323                | 57              | 468                | 15              | 527                | 12              | 984                | 6               | 888                | 3               | 812                | 209             | 4,002              |                 |

Table D4-2 - Tableau D4-2

Apartment Completions by Size of Structure -Appartements achevés selon la taille des immeubles

Large Census Agglomerations - Grandes agglomérations de recensement

April 2003 - avril 2003

| Completion / Achevés                     |     | 1-5                |                 | 6-19               |                 | 20-49              |                 | 50-99              |                 | 100-199            |                 | 200+               |                 | Total              |                 |
|--|-----|--------------------|-----------------|--------------------|-----------------|--------------------|-----------------|--------------------|-----------------|--------------------|-----------------|--------------------|-----------------|--------------------|-----------------|
|  |     | Structure Immeuble | Units Logements | Structure Immeuble | Units Logements | Structure Immeuble | Units Logements | Structure Immeuble | Units Logements | Structure Immeuble | Units Logements | Structure Immeuble | Units Logements | Structure Immeuble | Units Logements |
| Barrie                                   | -   | -                  | -               | -                  | -               | -                  | -               | -                  | -               | -                  | -               | -                  | -               | -                  | -               |
| Belleville                               | -   | -                  | -               | -                  | -               | -                  | -               | -                  | -               | -                  | -               | -                  | -               | -                  | -               |
| Brantford                                | -   | -                  | -               | -                  | -               | -                  | -               | -                  | -               | -                  | -               | -                  | -               | -                  | -               |
| Cape Breton                              | -   | -                  | -               | -                  | -               | -                  | -               | -                  | -               | -                  | -               | -                  | -               | -                  | -               |
| Charlottetown                            | -   | -                  | -               | -                  | -               | -                  | -               | -                  | -               | -                  | -               | -                  | -               | -                  | -               |
| Chatham-Kent                             | -   | -                  | -               | -                  | -               | -                  | -               | -                  | -               | -                  | -               | -                  | -               | -                  | -               |
| Chilliwack                               | -   | -                  | -               | -                  | -               | -                  | -               | -                  | -               | -                  | -               | -                  | -               | -                  | -               |
| Cornwall                                 | -   | -                  | -               | -                  | -               | -                  | -               | -                  | -               | -                  | -               | -                  | -               | -                  | -               |
| Drummondville                            | 4   | 13                 | 1               | 8                  | -               | -                  | -               | -                  | -               | -                  | -               | -                  | -               | 5                  | 21              |
| Fredericton                              | -   | -                  | -               | -                  | -               | -                  | -               | -                  | -               | -                  | -               | -                  | -               | -                  | -               |
| Granby                                   | 4   | 15                 | 1               | 10                 | -               | -                  | -               | -                  | -               | -                  | -               | -                  | -               | 5                  | 25              |
| Guelph                                   | -   | -                  | -               | -                  | -               | -                  | -               | -                  | -               | -                  | -               | -                  | -               | -                  | -               |
| Kamloops                                 | -   | -                  | -               | -                  | -               | -                  | -               | -                  | -               | -                  | -               | -                  | -               | -                  | -               |
| Kawartha Lakes                           | -   | -                  | -               | -                  | -               | -                  | -               | -                  | -               | -                  | -               | -                  | -               | -                  | -               |
| Kelowna                                  | -   | -                  | -               | -                  | 1               | 48                 | 2               | 168                | -               | -                  | -               | -                  | -               | 3                  | 216             |
| Lethbridge                               | -   | -                  | -               | -                  | -               | -                  | -               | -                  | -               | -                  | -               | -                  | -               | -                  | -               |
| Medicine Hat                             | -   | -                  | -               | -                  | -               | -                  | -               | -                  | -               | -                  | -               | -                  | -               | -                  | -               |
| Moncton                                  | -   | -                  | 1               | 8                  | -               | -                  | -               | -                  | -               | -                  | -               | -                  | -               | 1                  | 8               |
| Nanaimo                                  | 1   | 4                  | -               | -                  | -               | -                  | -               | -                  | -               | -                  | -               | -                  | -               | 1                  | 4               |
| Norfolk                                  | -   | -                  | -               | -                  | -               | -                  | -               | -                  | -               | -                  | -               | -                  | -               | -                  | -               |
| North Bay                                | -   | -                  | -               | -                  | -               | -                  | -               | -                  | -               | -                  | -               | -                  | -               | -                  | -               |
| Peterborough                             | -   | -                  | -               | -                  | -               | -                  | -               | -                  | -               | -                  | -               | -                  | -               | -                  | -               |
| Prince George                            | -   | -                  | -               | -                  | -               | -                  | -               | -                  | -               | -                  | -               | -                  | -               | -                  | -               |
| Red Deer                                 | -   | -                  | -               | -                  | -               | -                  | 1               | 70                 | -               | -                  | -               | -                  | -               | 1                  | 70              |
| Saint-Jean-Iberville                     | 1   | 4                  | 3               | 18                 | -               | -                  | -               | -                  | -               | -                  | -               | -                  | -               | 4                  | 22              |
| Sarnia                                   | -   | -                  | -               | -                  | -               | -                  | -               | -                  | -               | -                  | -               | -                  | -               | -                  | -               |
| Sault Ste. Marie                         | -   | -                  | -               | -                  | -               | -                  | -               | -                  | -               | -                  | -               | -                  | -               | -                  | -               |
| Shawinigan                               | -   | -                  | -               | -                  | -               | -                  | -               | -                  | -               | -                  | -               | -                  | -               | -                  | -               |
| Vernon                                   | -   | -                  | -               | -                  | -               | -                  | -               | -                  | -               | -                  | -               | -                  | -               | -                  | -               |
| <b>Large CA Total / Total Grandes AR</b> | 10  | 36                 | 6               | 44                 | 1               | 48                 | 3               | 238                | -               | -                  | -               | -                  | -               | 20                 | 366             |
| <b>Canada (50 000+)</b>                  | 116 | 323                | 57              | 468                | 15              | 527                | 12              | 984                | 6               | 888                | 3               | 812                | 209             | 4,002              |                 |



HOUSING

INFORMATION

MONTHLY

VOLUME E

STARTS AND COMPLETIONS BY  
INTENDED MARKET (CANADA  
AND PROVINCIAL)

APRIL 2003



BULLETIN

MENSUEL

D'INFORMATION

SUR LE LOGEMENT

VOLUME E

LOGEMENTS MIS EN CHANTIER ET  
ACHEVÉS PAR MARCHÉ VISÉ  
(CANADA ET PAR PROVINCE)

AVRIL 2003

MARKET ANALYSIS CENTRE

CENTRE D'ANALYSE DE MARCHÉ



Canada



Get this publication earlier! Switch your current hardcopy subscription to e-mailed PDF. Contact CMHC at (613) 748-2006 or by e-mail at [Market\\_Analysis\\_Centre@cmhc-schl.gc.ca](mailto:Market_Analysis_Centre@cmhc-schl.gc.ca) to get your copy sent to you by e-mail.

Obtenez votre copie plus rapidement avec la distribution par courriel! Contactez le (613)748-2006 ou [centre\\_d'analyse\\_de\\_marche@cmhc-schl.gc.ca](mailto:centre_d'analyse_de_marche@cmhc-schl.gc.ca) pour les détails.

©2003, Canada Mortgage and Housing Corporation  
ISSN 1192-7984 Printed in Canada  
Electronic Product # 61504EBE

©2003, Société canadienne d'hypothèques et de logement  
ISSN 1192-7984 Imprimé au Canada  
Numéro de produit électronique 61504EBE

# HOUSING INFORMATION MONTHLY

## VOLUME E

### STARTS AND COMPLETIONS BY INTENDED MARKET (CANADA AND PROVINCIAL)

APRIL 2003

#### **Provincial Centres 50 000+**

Table E1: Provincial Dwelling Starts by Intended Market and Dwelling Type

Table E2: Provincial Dwelling Starts by Intended Market and Dwelling Type (cumulative)

Table E3-1 E3-2: Provincial Dwelling Starts by Intended Market

Table E4: Provincial Dwelling Completions by Intended Market and Dwelling Type

Table E5: Provincial Dwelling Completions by Intended Market and Dwelling Type (cumulative)

Table E6-1 E6-2: Provincial Dwelling Completions by Intended Market

#### **Provincial Centres 10 000+ (Available Quarterly)**

Table E7: Provincial Dwelling Starts by Intended Market and Dwelling Type

Table E8: Provincial Dwelling Starts by Intended Market and Dwelling Type (cumulative)

Table E9-1 E9-2: Provincial Dwelling Starts by Intended Market

Table E10: Provincial Dwelling Completions by Intended Market and Dwelling Type

Table E11: Provincial Dwelling Completions by Intended Market and Dwelling Type (cumulative)

Table E12: Provincial Dwelling Completions by Intended Market

# BULLETIN MENSUEL D'INFORMATION SUR LE LOGEMENT

## VOLUME E

### LOGEMENTS MIS EN CHANTIER ET ACHEVÉS PAR MARCHÉ VISÉ (CANADA ET PAR PROVINCE)

AVRIL 2003

#### **Les centres de 50 000 habitants et plus**

Tableau E1: Logements mis en chantier par marché visé et type de logement, par province

Tableau E2: Logements mis en chantier par marché visé et type de logement, par province (cumulatif)

Tableau E3-1 E3-2: Logements mis en chantier par marché visé, par province

Tableau E4: Logements achevés par marché visé et type de logement, par province

Tableau E5: Logements achevés par marché visé et type de logement, par province (cumulatif)

Tableau E6-1 E6-2: Logements achevés par marché visé, par province

#### **Les centres de 10 000 habitants et plus (disponible trimestriellement)**

Tableau E7: Logements mis en chantier par marché visé et type de logement, par province

Tableau E8: Logements mis en chantier par marché visé et type de logement, par province (cumulatif)

Tableau E9-1 E9-2: Logements mis en chantier par marché visé, par province

Tableau E10: Logements achevés par marché visé et type de logement, par province

Tableau E11: Logements achevés par marché visé et type de logement, par province (cumulatif)

Tableau E12: Logements achevés par marché visé, par province

\*2003 data based on 2001 final Census Definitions. 2002 data based on 2001 preliminary Census Definitions. / Les données de 2003 sont fondées sur les définitions finales du recensement de 2001. Les données de 2002 sont fondées sur les définitions préliminaires du recensement de 2001.



Table E1 - Tableau E1

Provincial Dwelling Starts by Intended Market and Dwelling Type - Logements mis en chantier par marché visé et type de logement, par province

Centres 50,000+ - Les centres de 50 000 habitants et plus

April 2003 - avril 2003

|   |                             | Intended Market / Marché visé |                    |                      |                      |                                  | Total        |
|---|-----------------------------|-------------------------------|--------------------|----------------------|----------------------|----------------------------------|--------------|
|   |                             | Homeownership<br>Prop.-occ.   | Rental<br>Locatifs | Condo<br>Copropriété | Co-op<br>Coopératifs | Not Available<br>Non disponibles |              |
| Singles/Semis<br>Individuelles/<br>Jumelées         | Nfld.Lab./T.-N.-<br>L.      | 73                            | -                  | -                    | -                    | -                                | 73           |
|   | P.E.I./Î.-P.-É.             | 20                            | -                  | -                    | -                    | -                                | 20           |
|   | N.S./N.-É.                  | 135                           | 1                  | -                    | -                    | -                                | 136          |
|   | N.B./N.-B.                  | 98                            | 18                 | -                    | -                    | -                                | 116          |
|   | Que./Qc                     | 2,461                         | -                  | -                    | -                    | -                                | 2,461        |
|   | Ont./Ont.                   | 4,199                         | -                  | 8                    | -                    | -                                | 4,207        |
|   | Man./Man.                   | 126                           | -                  | 3                    | -                    | -                                | 129          |
|   | Sask./Sask.                 | 83                            | -                  | 5                    | -                    | -                                | 88           |
|   | Alta/Alb.                   | 1,639                         | 2                  | 88                   | -                    | -                                | 1,729        |
|   | B.C./C.-B.                  | 857                           | 6                  | 55                   | -                    | -                                | 918          |
|   | <b>Canada (50<br/>000+)</b> | <b>9,691</b>                  | <b>27</b>          | <b>159</b>           | <b>-</b>             | <b>-</b>                         | <b>9,877</b> |
| Row<br>En Bande                                     | Nfld.Lab./T.-N.-<br>L.      | 14                            | -                  | -                    | -                    | -                                | 14           |
|   | P.E.I./Î.-P.-É.             | -                             | -                  | -                    | -                    | -                                | -            |
|   | N.S./N.-É.                  | 5                             | -                  | -                    | -                    | -                                | 5            |
|   | N.B./N.-B.                  | -                             | -                  | -                    | -                    | -                                | -            |
|   | Que./Qc                     | 14                            | -                  | 64                   | -                    | -                                | 78           |
|   | Ont./Ont.                   | 673                           | -                  | 187                  | -                    | -                                | 860          |
|   | Man./Man.                   | -                             | -                  | 3                    | -                    | -                                | 3            |
|   | Sask./Sask.                 | -                             | 4                  | 84                   | -                    | -                                | 88           |
|   | Alta/Alb.                   | 6                             | 18                 | 117                  | -                    | -                                | 141          |
|   | B.C./C.-B.                  | -                             | -                  | 307                  | -                    | -                                | 307          |
|   | <b>Canada (50<br/>000+)</b> | <b>712</b>                    | <b>22</b>          | <b>762</b>           | <b>-</b>             | <b>-</b>                         | <b>1,496</b> |
| Apartment and<br>Other<br>Appartements et<br>autres | Nfld.Lab./T.-N.-<br>L.      | 4                             | -                  | 22                   | -                    | -                                | 26           |
|   | P.E.I./Î.-P.-É.             | -                             | -                  | -                    | -                    | -                                | -            |
|   | N.S./N.-É.                  | -                             | -                  | 5                    | -                    | -                                | 5            |
|   | N.B./N.-B.                  | 6                             | 159                | -                    | -                    | -                                | 165          |
|   | Que./Qc                     | 116                           | 464                | 744                  | -                    | -                                | 1,324        |
|   | Ont./Ont.                   | -                             | 186                | 984                  | -                    | -                                | 1,170        |
|   | Man./Man.                   | -                             | -                  | -                    | -                    | -                                | -            |
|   | Sask./Sask.                 | -                             | 130                | 24                   | -                    | -                                | 154          |
|   | Alta/Alb.                   | -                             | 332                | 468                  | -                    | -                                | 800          |
|   | B.C./C.-B.                  | 48                            | 58                 | 714                  | -                    | -                                | 820          |
|   | <b>Canada (50<br/>000+)</b> | <b>174</b>                    | <b>1,329</b>       | <b>2,961</b>         | <b>-</b>             | <b>-</b>                         | <b>4,464</b> |

Table E2 - Tableau E2

Provincial Dwelling Starts by Intended Market and Dwelling Type -Logements mis en chantier par marché visé et type de logement, par province

Centres 50,000+ - Les centres de 50 000 habitants et plus

January - April 2003 - janvier - avril 2003

|   |                             | Intended Market / Marché visé |                    |                      |                      |                                  | Total         |
|---|-----------------------------|-------------------------------|--------------------|----------------------|----------------------|----------------------------------|---------------|
|   |                             | Homeownership<br>Prop.-occ.   | Rental<br>Locatifs | Condo<br>Copropriété | Co-op<br>Coopératifs | Not Available<br>Non disponibles |               |
| Singles/Semis<br>Individuelles/<br>Jumelées         | Nfld.Lab./T.-N.-<br>L.      | 138                           | -                  | -                    | -                    | -                                | 138           |
|   | P.E.I./Î.-P.-É.             | 40                            | -                  | -                    | -                    | -                                | 40            |
|   | N.S./N.-É.                  | 419                           | 11                 | -                    | -                    | -                                | 430           |
|   | N.B./N.-B.                  | 242                           | 40                 | -                    | -                    | -                                | 282           |
|   | Que./Qc                     | 5,569                         | -                  | -                    | -                    | -                                | 5,569         |
|   | Ont./Ont.                   | 11,354                        | -                  | 26                   | -                    | 5                                | 11,385        |
|   | Man./Man.                   | 398                           | -                  | 24                   | -                    | -                                | 422           |
|   | Sask./Sask.                 | 295                           | 2                  | 11                   | -                    | -                                | 308           |
|   | Alta/Alb.                   | 5,547                         | 2                  | 284                  | -                    | -                                | 5,833         |
|   | B.C./C.-B.                  | 2,856                         | 33                 | 277                  | -                    | -                                | 3,166         |
|   | <b>Canada (50<br/>000+)</b> | <b>26,858</b>                 | <b>88</b>          | <b>622</b>           | <b>-</b>             | <b>5</b>                         | <b>27,573</b> |
| Row<br>En Bande                                     | Nfld.Lab./T.-N.-<br>L.      | 27                            | -                  | -                    | -                    | -                                | 27            |
|   | P.E.I./Î.-P.-É.             | -                             | -                  | -                    | -                    | -                                | -             |
|   | N.S./N.-É.                  | 22                            | -                  | -                    | -                    | -                                | 22            |
|   | N.B./N.-B.                  | 4                             | 4                  | -                    | -                    | -                                | 8             |
|   | Que./Qc                     | 56                            | -                  | 176                  | -                    | -                                | 232           |
|   | Ont./Ont.                   | 2,225                         | -                  | 604                  | -                    | 55                               | 2,884         |
|   | Man./Man.                   | -                             | -                  | 3                    | -                    | -                                | 3             |
|   | Sask./Sask.                 | -                             | 4                  | 213                  | -                    | -                                | 217           |
|   | Alta/Alb.                   | 63                            | 87                 | 509                  | -                    | -                                | 659           |
|   | B.C./C.-B.                  | -                             | 18                 | 843                  | -                    | -                                | 861           |
|   | <b>Canada (50<br/>000+)</b> | <b>2,397</b>                  | <b>113</b>         | <b>2,348</b>         | <b>-</b>             | <b>55</b>                        | <b>4,913</b>  |
| Apartment and<br>Other<br>Appartements et<br>autres | Nfld.Lab./T.-N.-<br>L.      | 12                            | -                  | 22                   | -                    | -                                | 34            |
|   | P.E.I./Î.-P.-É.             | -                             | 11                 | -                    | -                    | -                                | 11            |
|   | N.S./N.-É.                  | -                             | 58                 | 203                  | -                    | -                                | 261           |
|   | N.B./N.-B.                  | 8                             | 214                | -                    | -                    | -                                | 222           |
|   | Que./Qc                     | 204                           | 1,857              | 2,062                | -                    | -                                | 4,123         |
|   | Ont./Ont.                   | 2                             | 1,374              | 5,545                | -                    | 4                                | 6,925         |
|   | Man./Man.                   | -                             | -                  | 40                   | -                    | -                                | 40            |
|   | Sask./Sask.                 | -                             | 130                | 147                  | -                    | -                                | 277           |
|   | Alta/Alb.                   | 1                             | 571                | 1,918                | -                    | -                                | 2,490         |
|   | B.C./C.-B.                  | 172                           | 268                | 1,474                | -                    | -                                | 1,914         |
|   | <b>Canada (50<br/>000+)</b> | <b>399</b>                    | <b>4,483</b>       | <b>11,411</b>        | <b>-</b>             | <b>4</b>                         | <b>16,297</b> |

Table E3-1 - Tableau E3-1

Provincial Dwelling Starts by Intended Market - Logements mis en chantier par marché visé, par province

Centres 50,000+ - Les centres de 50 000 habitants et plus

April 2003 - avril 2003

|                         | Intended Market / Marché visé |                    |                      |                      |                                  | Total  |
|-------------------------|-------------------------------|--------------------|----------------------|----------------------|----------------------------------|--------|
|                         | Homeownership<br>Prop.-occ.   | Rental<br>Locatifs | Condo<br>Copropriété | Co-op<br>Coopératifs | Not Available<br>Non disponibles |        |
| Nfld.Lab./T.-N.-L.      | 91                            | -                  | 22                   | -                    | -                                | 113    |
| P.E.I./Î.-P.-É.         | 20                            | -                  | -                    | -                    | -                                | 20     |
| N.S./N.-É.              | 140                           | 1                  | 5                    | -                    | -                                | 146    |
| N.B./N.-B.              | 104                           | 177                | -                    | -                    | -                                | 281    |
| Que./Qc                 | 2,591                         | 464                | 808                  | -                    | -                                | 3,863  |
| Ont./Ont.               | 4,872                         | 186                | 1,179                | -                    | -                                | 6,237  |
| Man./Man.               | 126                           | -                  | 6                    | -                    | -                                | 132    |
| Sask./Sask.             | 83                            | 134                | 113                  | -                    | -                                | 330    |
| Alta/Alb.               | 1,645                         | 352                | 673                  | -                    | -                                | 2,670  |
| B.C./C.-B.              | 905                           | 64                 | 1,076                | -                    | -                                | 2,045  |
| <b>Canada (50 000+)</b> | 10,577                        | 1,378              | 3,882                | -                    | -                                | 15,837 |

Table E3-2 - Tableau E3-2

Provincial Dwelling Starts by Intended Market - Logements mis en chantier par marché visé, par province

Centres 50,000+ - Les centres de 50 000 habitants et plus

January - April 2003 - janvier - avril 2003

|                         | Intended Market / Marché visé |                    |                      |                      |                                  | Total  |
|-------------------------|-------------------------------|--------------------|----------------------|----------------------|----------------------------------|--------|
|                         | Homeownership<br>Prop.-occ.   | Rental<br>Locatifs | Condo<br>Copropriété | Co-op<br>Coopératifs | Not Available<br>Non disponibles |        |
| Nfld.Lab./T.-N.-L.      | 177                           | -                  | 22                   | -                    | -                                | 199    |
| P.E.I./Î.-P.-É.         | 40                            | 11                 | -                    | -                    | -                                | 51     |
| N.S./N.-É.              | 441                           | 69                 | 203                  | -                    | -                                | 713    |
| N.B./N.-B.              | 254                           | 258                | -                    | -                    | -                                | 512    |
| Que./Qc                 | 5,829                         | 1,857              | 2,238                | -                    | -                                | 9,924  |
| Ont./Ont.               | 13,581                        | 1,374              | 6,175                | -                    | 64                               | 21,194 |
| Man./Man.               | 398                           | -                  | 67                   | -                    | -                                | 465    |
| Sask./Sask.             | 295                           | 136                | 371                  | -                    | -                                | 802    |
| Alta/Alb.               | 5,611                         | 660                | 2,711                | -                    | -                                | 8,982  |
| B.C./C.-B.              | 3,028                         | 319                | 2,594                | -                    | -                                | 5,941  |
| <b>Canada (50 000+)</b> | 29,654                        | 4,684              | 14,381               | -                    | 64                               | 48,783 |

Table E4 - Tableau E4

Provincial Dwelling Completions by Intended Market and Dwelling Type - Logements achevés par marché visé et type de logement, par province

Centres 50,000+ - Les centres de 50 000 habitants et plus

April 2003 - avril 2003

|   |                             | Intended Market / Marché visé |                    |                      |                      |                                  | Total        |
|---|-----------------------------|-------------------------------|--------------------|----------------------|----------------------|----------------------------------|--------------|
|   |                             | Homeownership<br>Prop.-occ.   | Rental<br>Locatifs | Condo<br>Copropriété | Co-op<br>Coopératifs | Not Available<br>Non disponibles |              |
| Singles/Semis<br>Individuelles/<br>Jumelées         | Nfld.Lab./T.-N.-<br>L.      | 90                            | -                  | -                    | -                    | -                                | 90           |
|   | P.E.I./Î.-P.-É.             | 18                            | 2                  | -                    | -                    | -                                | 20           |
|   | N.S./N.-É.                  | 91                            | -                  | -                    | -                    | -                                | 91           |
|   | N.B./N.-B.                  | 138                           | 12                 | -                    | -                    | -                                | 150          |
|   | Que./Qc                     | 1,133                         | -                  | 2                    | -                    | -                                | 1,135        |
|   | Ont./Ont.                   | 3,427                         | -                  | 17                   | -                    | -                                | 3,444        |
|   | Man./Man.                   | 86                            | -                  | -                    | -                    | -                                | 86           |
|   | Sask./Sask.                 | 115                           | 6                  | 4                    | -                    | -                                | 125          |
|   | Alta/Alb.                   | 1,438                         | 2                  | 107                  | -                    | -                                | 1,547        |
|   | B.C./C.-B.                  | 647                           | 15                 | 58                   | -                    | -                                | 720          |
|   | <b>Canada (50<br/>000+)</b> | <b>7,183</b>                  | <b>37</b>          | <b>188</b>           | <b>-</b>             | <b>-</b>                         | <b>7,408</b> |
| Row<br>En Bande                                     | Nfld.Lab./T.-N.-<br>L.      | -                             | -                  | -                    | -                    | -                                | -            |
|   | P.E.I./Î.-P.-É.             | -                             | -                  | -                    | -                    | -                                | -            |
|   | N.S./N.-É.                  | -                             | -                  | 4                    | -                    | -                                | 4            |
|   | N.B./N.-B.                  | -                             | -                  | -                    | -                    | -                                | -            |
|   | Que./Qc                     | 14                            | 3                  | 38                   | -                    | -                                | 55           |
|   | Ont./Ont.                   | 661                           | 20                 | 183                  | -                    | -                                | 864          |
|   | Man./Man.                   | -                             | -                  | -                    | -                    | -                                | -            |
|   | Sask./Sask.                 | 4                             | 4                  | 4                    | -                    | -                                | 12           |
|   | Alta/Alb.                   | 10                            | 18                 | 104                  | -                    | -                                | 132          |
|   | B.C./C.-B.                  | -                             | 12                 | 187                  | -                    | -                                | 199          |
|   | <b>Canada (50<br/>000+)</b> | <b>689</b>                    | <b>57</b>          | <b>520</b>           | <b>-</b>             | <b>-</b>                         | <b>1,266</b> |
| Apartment and<br>Other<br>Appartements et<br>autres | Nfld.Lab./T.-N.-<br>L.      | 14                            | -                  | -                    | -                    | -                                | 14           |
|   | P.E.I./Î.-P.-É.             | -                             | -                  | -                    | -                    | -                                | -            |
|   | N.S./N.-É.                  | -                             | -                  | 20                   | -                    | -                                | 20           |
|   | N.B./N.-B.                  | -                             | 8                  | -                    | -                    | -                                | 8            |
|   | Que./Qc                     | 82                            | 689                | 244                  | 12                   | -                                | 1,027        |
|   | Ont./Ont.                   | -                             | 2                  | 1,781                | -                    | -                                | 1,783        |
|   | Man./Man.                   | -                             | -                  | -                    | -                    | -                                | -            |
|   | Sask./Sask.                 | -                             | -                  | 24                   | -                    | -                                | 24           |
|   | Alta/Alb.                   | -                             | 232                | 193                  | -                    | -                                | 425          |
|   | B.C./C.-B.                  | 26                            | 170                | 505                  | -                    | -                                | 701          |
|   | <b>Canada (50<br/>000+)</b> | <b>122</b>                    | <b>1,101</b>       | <b>2,767</b>         | <b>12</b>            | <b>-</b>                         | <b>4,002</b> |

Table E5 - Tableau E5

Provincial Dwelling Completions by Intended Market and Dwelling type - Logements achevés par marché visé et type de logement, par province

Centres 50,000+ - Les centres de 50 000 habitants et plus

January - April 2003 - janvier - avril 2003

|   |                             | Intended Market / Marché visé |                    |                      |                      |                                  | Total         |
|---|-----------------------------|-------------------------------|--------------------|----------------------|----------------------|----------------------------------|---------------|
|   |                             | Homeownership<br>Prop.-occ.   | Rental<br>Locatifs | Condo<br>Copropriété | Co-op<br>Coopératifs | Not Available<br>Non disponibles |               |
| Singles/Semis<br>Individuelles/<br>Jumelées         | Nfld.Lab./T.-N.-<br>L.      | 304                           | -                  | -                    | -                    | -                                | 304           |
|   | P.E.I./Î.-P.-É.             | 70                            | 2                  | -                    | -                    | -                                | 72            |
|   | N.S./N.-É.                  | 549                           | 16                 | -                    | -                    | -                                | 565           |
|   | N.B./N.-B.                  | 524                           | 45                 | -                    | -                    | -                                | 569           |
|   | Que./Qc                     | 3,831                         | -                  | 4                    | -                    | -                                | 3,835         |
|   | Ont./Ont.                   | 12,998                        | 2                  | 50                   | -                    | -                                | 13,050        |
|   | Man./Man.                   | 230                           | -                  | 4                    | -                    | -                                | 234           |
|   | Sask./Sask.                 | 364                           | 6                  | 8                    | -                    | -                                | 378           |
|   | Alta/Alb.                   | 5,575                         | 4                  | 351                  | -                    | -                                | 5,930         |
|   | B.C./C.-B.                  | 2,579                         | 58                 | 171                  | -                    | -                                | 2,808         |
|   | <b>Canada (50<br/>000+)</b> | <b>27,024</b>                 | <b>133</b>         | <b>588</b>           | <b>-</b>             | <b>-</b>                         | <b>27,745</b> |
| Row<br>En Bande                                     | Nfld.Lab./T.-N.-<br>L.      | 8                             | -                  | 4                    | -                    | -                                | 12            |
|   | P.E.I./Î.-P.-É.             | -                             | -                  | -                    | -                    | -                                | -             |
|   | N.S./N.-É.                  | 21                            | -                  | 12                   | -                    | -                                | 33            |
|   | N.B./N.-B.                  | 5                             | 4                  | -                    | -                    | -                                | 9             |
|   | Que./Qc                     | 45                            | 3                  | 133                  | -                    | -                                | 181           |
|   | Ont./Ont.                   | 2,357                         | 154                | 740                  | -                    | -                                | 3,251         |
|   | Man./Man.                   | -                             | -                  | -                    | -                    | -                                | -             |
|   | Sask./Sask.                 | 4                             | 4                  | 62                   | -                    | -                                | 70            |
|   | Alta/Alb.                   | 54                            | 41                 | 332                  | -                    | -                                | 427           |
|   | B.C./C.-B.                  | -                             | 43                 | 570                  | -                    | -                                | 613           |
|   | <b>Canada (50<br/>000+)</b> | <b>2,494</b>                  | <b>249</b>         | <b>1,853</b>         | <b>-</b>             | <b>-</b>                         | <b>4,596</b>  |
| Apartment and<br>Other<br>Appartements et<br>autres | Nfld.Lab./T.-N.-<br>L.      | 46                            | 48                 | -                    | -                    | -                                | 94            |
|   | P.E.I./Î.-P.-É.             | -                             | -                  | -                    | -                    | -                                | -             |
|   | N.S./N.-É.                  | -                             | 144                | 20                   | -                    | -                                | 164           |
|   | N.B./N.-B.                  | 10                            | 181                | -                    | -                    | -                                | 191           |
|   | Que./Qc                     | 166                           | 1,497              | 1,055                | 18                   | -                                | 2,736         |
|   | Ont./Ont.                   | -                             | 293                | 4,240                | -                    | -                                | 4,533         |
|   | Man./Man.                   | -                             | 72                 | -                    | -                    | -                                | 72            |
|   | Sask./Sask.                 | -                             | -                  | 90                   | -                    | -                                | 90            |
|   | Alta/Alb.                   | -                             | 904                | 1,149                | -                    | -                                | 2,053         |
|   | B.C./C.-B.                  | 126                           | 738                | 917                  | -                    | -                                | 1,781         |
|   | <b>Canada (50<br/>000+)</b> | <b>348</b>                    | <b>3,877</b>       | <b>7,471</b>         | <b>18</b>            | <b>-</b>                         | <b>11,714</b> |



Table E6-1 - Tableau E6-1

Provincial Dwelling Completions by Intended Market - Logements achevés par marché visé, par province

Centres 50,000+ - Les centres de 50 000 habitants et plus

April 2003 - avril 2003

|                         | Intended Market / Marché visé |                    |                      |                      |                                  | Total         |
|-------------------------|-------------------------------|--------------------|----------------------|----------------------|----------------------------------|---------------|
|                         | Homeownership<br>Prop.-occ.   | Rental<br>Locatifs | Condo<br>Copropriété | Co-op<br>Coopératifs | Not Available<br>Non disponibles |               |
| Nfld.Lab./T.-N.-L.      | 104                           | -                  | -                    | -                    | -                                | 104           |
| P.E.I./Î.-P.-É.         | 18                            | 2                  | -                    | -                    | -                                | 20            |
| N.S./N.-É.              | 91                            | -                  | 24                   | -                    | -                                | 115           |
| N.B./N.-B.              | 138                           | 20                 | -                    | -                    | -                                | 158           |
| Que./Qc                 | 1,229                         | 692                | 284                  | 12                   | -                                | 2,217         |
| Ont./Ont.               | 4,088                         | 22                 | 1,981                | -                    | -                                | 6,091         |
| Man./Man.               | 86                            | -                  | -                    | -                    | -                                | 86            |
| Sask./Sask.             | 119                           | 10                 | 32                   | -                    | -                                | 161           |
| Alta/Alb.               | 1,448                         | 252                | 404                  | -                    | -                                | 2,104         |
| B.C./C.-B.              | 673                           | 197                | 750                  | -                    | -                                | 1,620         |
| <b>Canada (50 000+)</b> | <b>7,994</b>                  | <b>1,195</b>       | <b>3,475</b>         | <b>12</b>            | <b>-</b>                         | <b>12,676</b> |

Table E6-2 - Tableau E6-2

Provincial Dwelling Completions by Intended Market - Logements achevés par marché visé, par province

Centres 50,000+ - Les centres de 50 000 habitants et plus

January - April 2003 - janvier - avril 2003

|                         | Intended Market / Marché visé |                    |                      |                      |                                  | Total         |
|-------------------------|-------------------------------|--------------------|----------------------|----------------------|----------------------------------|---------------|
|                         | Homeownership<br>Prop.-occ.   | Rental<br>Locatifs | Condo<br>Copropriété | Co-op<br>Coopératifs | Not Available<br>Non disponibles |               |
| Nfld.Lab./T.-N.-L.      | 358                           | 48                 | 4                    | -                    | -                                | 410           |
| P.E.I./Î.-P.-É.         | 70                            | 2                  | -                    | -                    | -                                | 72            |
| N.S./N.-É.              | 570                           | 160                | 32                   | -                    | -                                | 762           |
| N.B./N.-B.              | 539                           | 230                | -                    | -                    | -                                | 769           |
| Que./Qc                 | 4,042                         | 1,500              | 1,192                | 18                   | -                                | 6,752         |
| Ont./Ont.               | 15,355                        | 449                | 5,030                | -                    | -                                | 20,834        |
| Man./Man.               | 230                           | 72                 | 4                    | -                    | -                                | 306           |
| Sask./Sask.             | 368                           | 10                 | 160                  | -                    | -                                | 538           |
| Alta/Alb.               | 5,629                         | 949                | 1,832                | -                    | -                                | 8,410         |
| B.C./C.-B.              | 2,705                         | 839                | 1,658                | -                    | -                                | 5,202         |
| <b>Canada (50 000+)</b> | <b>29,866</b>                 | <b>4,259</b>       | <b>9,912</b>         | <b>18</b>            | <b>-</b>                         | <b>44,055</b> |



HOUSING

INFORMATION

MONTHLY

VOLUME F

STARTS AND COMPLETIONS BY  
INTENDED MARKET (CMA AND  
LARGE CA)

APRIL 2003



BULLETIN

MENSUEL

D'INFORMATION

SUR LE LOGEMENT

VOLUME F

LOGEMENTS MIS EN CHANTIER ET  
ACHEVÉS, PAR MARCHÉ VISÉ (RMR  
ET GRANDES AR)

AVRIL 2003

MARKET ANALYSIS CENTRE

CENTRE D'ANALYSE DE MARCHÉ



Canada

Get this publication earlier! Switch your current hardcopy subscription to e-mailed PDF. Contact CMHC at (613) 748-2006 or by e-mail at [Market\\_Analysis\\_Centre@cmhc-schl.gc.ca](mailto:Market_Analysis_Centre@cmhc-schl.gc.ca) to get your copy sent to you by e-mail.

Obtenez votre copie plus rapidement avec la distribution par courriel! Contactez le (613)748-2006 ou [centre\\_d'analyse\\_de\\_marche@cmhc-schl.gc.ca](mailto:centre_d'analyse_de_marche@cmhc-schl.gc.ca) pour les détails.

©2003, Canada Mortgage and Housing Corporation  
ISSN 1192-7984 Printed in Canada  
Electronic Product # 61504FBE

©2003, Société canadienne d'hypothèques et de logement  
ISSN 1192-7984 Imprimé au Canada  
Numéro de produit électronique 61504FBE

# HOUSING INFORMATION MONTHLY

## VOLUME F

### STARTS AND COMPLETIONS BY INTENDED MARKET (CMA AND LARGE CA)

APRIL 2003

Table F1-1 to F1-4: Dwelling Starts by  
Intended Market (CMA)

Table F2-1 to F2-4: Dwelling Starts by  
Intended Market (Large CA)

Table F3-1 to F3-4: Cumulative Dwelling  
Starts by Intended Market (CMA)

Table F4-1 to F4-4: Cumulative Dwelling  
Starts by Intended Market (Large CA)

Table F5-1 to F5-4: Dwelling Completions by  
Intended Market (CMA)

Table F6-1 to F6-4: Dwelling Completions by  
Intended Market (Large CA)

Table F7-1 to F7-4: Cumulative Dwelling  
Completions by Intended Market (CMA)

Table F8-1 to F8-4: Cumulative Dwelling  
Completions by Intended Market (Large CA)

# BULLETIN MENSUEL D'INFORMATION SUR LE LOGEMENT

## VOLUME F

### LOGEMENTS MIS EN CHANTIER ET ACHEVÉS PAR MARCHÉ VISÉ (RMR ET GRANDES AR)

AVRIL 2003

Tableau F1-1 à F1-4: Logements mis en  
chantier par marché visé (RMR)

Tableau F2-1 à F2-4: Logements mis en  
chantier par marché visé (grandes AR)

Tableau F3-1 à F3-4: Logements mis en  
chantier cumulatifs par marché visé (RMR)

Tableau F4-1 à F4-4: Logements mis en  
chantier cumulatifs par marché visé (grandes  
AR)

Tableau F5-1 à F5-4: Logements achevés par  
marché visé (RMR)

Tableau F6-1 à F6-4: Logements achevés par  
marché visé (grandes AR)

Tableau F7-1 à F7-4: Logements achevés  
cumulatifs par marché visé (RMR)

Tableau F8-1 à F8-4: Logements achevés  
cumulatifs par marché visé (grandes AR)

Data on 2001 Census Definitions. / Données fondées sur les définitions du recensement de 2001.

# HOUSING INFORMATION MONTHLY

VOLUME F

GEOGRAPHIC CHANGES BASED ON  
THE FINAL 2001 CENSUS  
DEFINITIONS.

APRIL 2003

Chicoutimi-Jonquière CMA name changed to  
Saguenay CMA.

Saint-Jean-sur-Richelieu CA name changed to  
Saint-Jean-Iberville CA.

The CA's of Saint-Hyacinthe, Rimouski and  
Courtenay went from a Centre of 50,000+  
population to a Centre of 10,000 to 49,999  
population.

# BULLETIN MENSUEL D'INFORMATION SUR LE LOGEMENT

VOLUME F

CHANGEMENTS GÉOGRAPHIQUES  
FONDÉES SUR LES DÉFINITIONS  
FINALES DU RECENSEMENT DE 2001.

AVRIL 2003

Le nom de la RMR de Chicoutimi-Jonquière a été  
changé à la RMR de Saguenay.

Le nom de l'AR de Saint-Jean-sur-Richelieu a été  
changé à l'AR de Saint-Jean-Iberville.

Les AR de Saint-Hyacinthe, Rimouski et Courtenay  
ont passées d'un centre de 50 000 habitants et plus  
à un centre de 10 000 à 49 999 habitants.

Table F1-1 - Tableau F1-1

Dwelling Starts by Intended Market (CMA) - Logements mis en chantier par marché visé (RMR)

Avril 2003 - avril 2003

|   |                            | Homeownership<br>Prop.-occ. | Rental<br>Locatifs | Condo<br>Copropriété | Co-op<br>Coopératifs | Not Available<br>Non disponibles | Total |
|---|----------------------------|-----------------------------|--------------------|----------------------|----------------------|----------------------------------|-------|
| Singles/Semis<br>Individuelles/<br>Jumelées | Abbotsford                 | 51                          | -                  | -                    | -                    | -                                | 51    |
|   | Calgary                    | 885                         | 2                  | 14                   | -                    | -                                | 901   |
|   | Edmonton                   | 600                         | -                  | 68                   | -                    | -                                | 668   |
|   | Greater Sudbury            | 11                          | -                  | -                    | -                    | -                                | 11    |
|   | Halifax                    | 126                         | -                  | -                    | -                    | -                                | 126   |
|   | Hamilton                   | 139                         | -                  | -                    | -                    | -                                | 139   |
|   | Kingston                   | 84                          | -                  | -                    | -                    | -                                | 84    |
|   | Kitchener                  | 276                         | -                  | -                    | -                    | -                                | 276   |
|   | London                     | 151                         | -                  | 8                    | -                    | -                                | 159   |
|   | Montréal                   | 1,535                       | -                  | -                    | -                    | -                                | 1,535 |
|   | Oshawa                     | 377                         | -                  | -                    | -                    | -                                | 377   |
|   | Ottawa-Gatineau            | 555                         | -                  | -                    | -                    | -                                | 555   |
|   | Gatineau                   | 158                         | -                  | -                    | -                    | -                                | 158   |
|   | Ottawa                     | 397                         | -                  | -                    | -                    | -                                | 397   |
|   | Québec                     | 459                         | -                  | -                    | -                    | -                                | 459   |
|   | Regina                     | 29                          | -                  | 4                    | -                    | -                                | 33    |
|   | Saguenay                   | 37                          | -                  | -                    | -                    | -                                | 37    |
|   | St. Catharines-<br>Niagara | 86                          | -                  | -                    | -                    | -                                | 86    |
|   | Saint John                 | 30                          | 2                  | -                    | -                    | -                                | 32    |
|   | St. John's                 | 73                          | -                  | -                    | -                    | -                                | 73    |
|   | Saskatoon                  | 54                          | -                  | 1                    | -                    | -                                | 55    |
|   | Sherbrooke                 | 57                          | -                  | -                    | -                    | -                                | 57    |
|   | Thunder Bay                | 3                           | -                  | -                    | -                    | -                                | 3     |
|   | Toronto                    | 2,140                       | -                  | -                    | -                    | -                                | 2,140 |
|   | Trois-Rivières             | 48                          | -                  | -                    | -                    | -                                | 48    |
|   | Vancouver                  | 471                         | 1                  | 49                   | -                    | -                                | 521   |
|   | Victoria                   | 78                          | -                  | -                    | -                    | -                                | 78    |
|   | Windsor                    | 177                         | -                  | -                    | -                    | -                                | 177   |
|   | Winnipeg                   | 126                         | -                  | 3                    | -                    | -                                | 129   |
|   | <b>CMA Total</b>           |                             | 8,658              | 5                    | 147                  | -                                | -     |
| <b>Total RMR</b>                            |                            | 8,658                       | 5                  | 147                  | -                    | -                                | 8,810 |

Table F1-2 - Tableau F1-2

Dwelling Starts by Intended Market (CMA) - Logements mis en chantier par marché visé (RMR)

April 2003 - avril 2003

|                  |                        | Homeownership<br>Prop.-occ. | Rental<br>Locatifs | Condo<br>Copropriété | Co-op<br>Coopératifs | Not Available<br>Non disponibles | Total |
|------------------|------------------------|-----------------------------|--------------------|----------------------|----------------------|----------------------------------|-------|
| Row<br>En Bande  | Abbotsford             | -                           | -                  | -                    | -                    | -                                | -     |
|                  | Calgary                | -                           | -                  | 113                  | -                    | -                                | 113   |
|                  | Edmonton               | -                           | -                  | 4                    | -                    | -                                | 4     |
|                  | Greater Sudbury        | -                           | -                  | -                    | -                    | -                                | -     |
|                  | Halifax                | 5                           | -                  | -                    | -                    | -                                | 5     |
|                  | Hamilton               | 84                          | -                  | 13                   | -                    | -                                | 97    |
|                  | Kingston               | -                           | -                  | -                    | -                    | -                                | -     |
|                  | Kitchener              | 69                          | -                  | -                    | -                    | -                                | 69    |
|                  | London                 | 11                          | -                  | 13                   | -                    | -                                | 24    |
|                  | Montréal               | 8                           | -                  | 59                   | -                    | -                                | 67    |
|                  | Oshawa                 | 14                          | -                  | -                    | -                    | -                                | 14    |
|                  | Ottawa-Gatineau        | 133                         | -                  | -                    | -                    | -                                | 133   |
|                  | Gatineau               | 3                           | -                  | -                    | -                    | -                                | 3     |
|                  | Ottawa                 | 130                         | -                  | -                    | -                    | -                                | 130   |
|                  | Québec                 | -                           | -                  | 5                    | -                    | -                                | 5     |
|                  | Regina                 | -                           | -                  | 15                   | -                    | -                                | 15    |
|                  | Saguenay               | -                           | -                  | -                    | -                    | -                                | -     |
|                  | St. Catharines-Niagara | 3                           | -                  | -                    | -                    | -                                | 3     |
|                  | Saint John             | -                           | -                  | -                    | -                    | -                                | -     |
|                  | St. John's             | 14                          | -                  | -                    | -                    | -                                | 14    |
|                  | Saskatoon              | -                           | 4                  | 69                   | -                    | -                                | 73    |
|                  | Sherbrooke             | -                           | -                  | -                    | -                    | -                                | -     |
|                  | Thunder Bay            | -                           | -                  | -                    | -                    | -                                | -     |
|                  | Toronto                | 337                         | -                  | 154                  | -                    | -                                | 491   |
|                  | Trois-Rivières         | -                           | -                  | -                    | -                    | -                                | -     |
|                  | Vancouver              | -                           | -                  | 278                  | -                    | -                                | 278   |
|                  | Victoria               | -                           | -                  | -                    | -                    | -                                | -     |
|                  | Windsor                | 9                           | -                  | -                    | -                    | -                                | 9     |
|                  | Winnipeg               | -                           | -                  | 3                    | -                    | -                                | 3     |
|                  | <b>CMA Total</b>       |                             |                    |                      |                      |                                  |       |
| <b>Total RMR</b> |                        | 687                         | 4                  | 726                  | -                    | -                                | 1,417 |

Table F1-3 - Tableau F1-3

Dwelling Starts by Intended Market (CMA) - Logements mis en chantier par marché visé (RMR)

Avril 2003 - avril 2003

|   |                            | Homeownership<br>Prop.-occ. | Rental<br>Locatifs | Condo<br>Copropriété | Co-op<br>Coopératifs | Not Available<br>Non disponibles | Total |
|---|----------------------------|-----------------------------|--------------------|----------------------|----------------------|----------------------------------|-------|
| Apartment and<br>Other<br>Appartements et<br>autres | Abbotsford                 | 34                          | -                  | -                    | -                    | -                                | 34    |
|   | Calgary                    | -                           | 239                | 164                  | -                    | -                                | 403   |
|   | Edmonton                   | -                           | 93                 | 221                  | -                    | -                                | 314   |
|   | Greater<br>Sudbury         | -                           | -                  | -                    | -                    | -                                | -     |
|   | Halifax                    | -                           | -                  | 5                    | -                    | -                                | 5     |
|   | Hamilton                   | -                           | -                  | -                    | -                    | -                                | -     |
|   | Kingston                   | -                           | -                  | -                    | -                    | -                                | -     |
|   | Kitchener                  | -                           | 26                 | -                    | -                    | -                                | 26    |
|   | London                     | -                           | 156                | -                    | -                    | -                                | 156   |
|   | Montréal                   | 56                          | 210                | 615                  | -                    | -                                | 881   |
|   | Oshawa                     | -                           | -                  | -                    | -                    | -                                | -     |
|   | Ottawa-<br>Gatineau        | 10                          | 52                 | 165                  | -                    | -                                | 227   |
|   | Gatineau                   | 10                          | 52                 | -                    | -                    | -                                | 62    |
|   | Ottawa                     | -                           | -                  | 165                  | -                    | -                                | 165   |
|   | Québec                     | 40                          | 130                | 129                  | -                    | -                                | 299   |
|   | Regina                     | -                           | -                  | 24                   | -                    | -                                | 24    |
|   | Saguenay                   | 4                           | 14                 | -                    | -                    | -                                | 18    |
|   | St. Catharines-<br>Niagara | -                           | -                  | -                    | -                    | -                                | -     |
|   | Saint John                 | 2                           | -                  | -                    | -                    | -                                | 2     |
|   | St. John's                 | 4                           | -                  | 22                   | -                    | -                                | 26    |
|   | Saskatoon                  | -                           | 130                | -                    | -                    | -                                | 130   |
|   | Sherbrooke                 | -                           | 7                  | -                    | -                    | -                                | 7     |
|   | Thunder Bay                | -                           | -                  | -                    | -                    | -                                | -     |
|   | Toronto                    | -                           | -                  | 819                  | -                    | -                                | 819   |
|   | Trois-Rivières             | 2                           | 8                  | -                    | -                    | -                                | 10    |
|   | Vancouver                  | 14                          | -                  | 538                  | -                    | -                                | 552   |
|   | Victoria                   | -                           | 54                 | 88                   | -                    | -                                | 142   |
|   | Windsor                    | -                           | -                  | -                    | -                    | -                                | -     |
|   | Winnipeg                   | -                           | -                  | -                    | -                    | -                                | -     |
|   | <b>CMA Total</b>           |                             |                    |                      |                      |                                  |       |
| <b>Total RMR</b>                                    |                            | 166                         | 1,119              | 2,790                | -                    | -                                | 4,075 |



Table F1-4 - Tableau F1-4

Dwelling Starts by Intended Market (CMA) - Logements mis en chantier par marché visé (RMR)

April 2003 - avril 2003

|       |                        | Homeownership<br>Prop.-occ. | Rental<br>Locatifs | Condo<br>Copropriété | Co-op<br>Coopératifs | Not Available<br>Non disponibles | Total  |
|-------|------------------------|-----------------------------|--------------------|----------------------|----------------------|----------------------------------|--------|
| Total | Abbotsford             | 85                          | -                  | -                    | -                    | -                                | 85     |
|       | Calgary                | 885                         | 241                | 291                  | -                    | -                                | 1,417  |
|       | Edmonton               | 600                         | 93                 | 293                  | -                    | -                                | 986    |
|       | Greater Sudbury        | 11                          | -                  | -                    | -                    | -                                | 11     |
|       | Halifax                | 131                         | -                  | 5                    | -                    | -                                | 136    |
|       | Hamilton               | 223                         | -                  | 13                   | -                    | -                                | 236    |
|       | Kingston               | 84                          | -                  | -                    | -                    | -                                | 84     |
|       | Kitchener              | 345                         | 26                 | -                    | -                    | -                                | 371    |
|       | London                 | 162                         | 156                | 21                   | -                    | -                                | 339    |
|       | Montréal               | 1,599                       | 210                | 674                  | -                    | -                                | 2,483  |
|       | Oshawa                 | 391                         | -                  | -                    | -                    | -                                | 391    |
|       | Ottawa-Gatineau        | 698                         | 52                 | 165                  | -                    | -                                | 915    |
|       | Gatineau               | 171                         | 52                 | -                    | -                    | -                                | 223    |
|       | Ottawa                 | 527                         | -                  | 165                  | -                    | -                                | 692    |
|       | Québec                 | 499                         | 130                | 134                  | -                    | -                                | 763    |
|       | Regina                 | 29                          | -                  | 43                   | -                    | -                                | 72     |
|       | Saguenay               | 41                          | 14                 | -                    | -                    | -                                | 55     |
|       | St. Catharines-Niagara | 89                          | -                  | -                    | -                    | -                                | 89     |
|       | Saint John             | 32                          | 2                  | -                    | -                    | -                                | 34     |
|       | St. John's             | 91                          | -                  | 22                   | -                    | -                                | 113    |
|       | Saskatoon              | 54                          | 134                | 70                   | -                    | -                                | 258    |
|       | Sherbrooke             | 57                          | 7                  | -                    | -                    | -                                | 64     |
|       | Thunder Bay            | 3                           | -                  | -                    | -                    | -                                | 3      |
|       | Toronto                | 2,477                       | -                  | 973                  | -                    | -                                | 3,450  |
|       | Trois-Rivières         | 50                          | 8                  | -                    | -                    | -                                | 58     |
|       | Vancouver              | 485                         | 1                  | 865                  | -                    | -                                | 1,351  |
|       | Victoria               | 78                          | 54                 | 88                   | -                    | -                                | 220    |
|       | Windsor                | 186                         | -                  | -                    | -                    | -                                | 186    |
|       | Winnipeg               | 126                         | -                  | 6                    | -                    | -                                | 132    |
|       | <b>CMA Total</b>       |                             |                    |                      |                      |                                  |        |
|       | <b>Total RMR</b>       | 9,511                       | 1,128              | 3,663                | -                    | -                                | 14,302 |

Table F2-1 - Tableau F2-1

Dwelling Starts by Intended Market (Large CA) - Logements mis en chantier par marché visé (Grandes AR)

April 2003 - avril 2003

|   |  | Homeownership<br>Prop.-occ. | Rental<br>Locatifs | Condo<br>Copropriété | Co-op<br>Coopératifs | Not Available<br>Non disponibles | Total |
|---|--|-----------------------------|--------------------|----------------------|----------------------|----------------------------------|-------|
| Singles/Semis<br>Individuelles/<br>Jumelées | Barrie                                       | 145                         | -                  | -                    | -                    | -                                | 145   |
|   | Belleville                                   | 25                          | -                  | -                    | -                    | -                                | 25    |
|   | Brantford                                    | 24                          | -                  | -                    | -                    | -                                | 24    |
|   | Cape Breton                                  | 9                           | 1                  | -                    | -                    | -                                | 10    |
|   | Charlottetown                                | 20                          | -                  | -                    | -                    | -                                | 20    |
|   | Chatham-Kent                                 | 4                           | -                  | -                    | -                    | -                                | 4     |
|   | Chilliwack                                   | 18                          | -                  | -                    | -                    | -                                | 18    |
|   | Cornwall                                     | 5                           | -                  | -                    | -                    | -                                | 5     |
|   | Drummondville                                | 26                          | -                  | -                    | -                    | -                                | 26    |
|   | Fredericton                                  | 17                          | 4                  | -                    | -                    | -                                | 21    |
|   | Granby                                       | 25                          | -                  | -                    | -                    | -                                | 25    |
|   | Guelph                                       | 63                          | -                  | -                    | -                    | -                                | 63    |
|   | Kamloops                                     | 19                          | -                  | 4                    | -                    | -                                | 23    |
|   | Kawartha Lakes                               | 23                          | -                  | -                    | -                    | -                                | 23    |
|   | Kelowna                                      | 126                         | 3                  | -                    | -                    | -                                | 129   |
|   | Lethbridge                                   | 57                          | -                  | 4                    | -                    | -                                | 61    |
|   | Medicine Hat                                 | 37                          | -                  | -                    | -                    | -                                | 37    |
|   | Moncton                                      | 51                          | 12                 | -                    | -                    | -                                | 63    |
|   | Nanaimo                                      | 52                          | 2                  | 2                    | -                    | -                                | 56    |
|   | Norfolk                                      | -                           | -                  | -                    | -                    | -                                | -     |
|   | North Bay                                    | 5                           | -                  | -                    | -                    | -                                | 5     |
|   | Peterborough                                 | 41                          | -                  | -                    | -                    | -                                | 41    |
|   | Prince George                                | 11                          | -                  | -                    | -                    | -                                | 11    |
|   | Red Deer                                     | 60                          | -                  | 2                    | -                    | -                                | 62    |
|   | Saint-Jean-Iberville                         | 111                         | -                  | -                    | -                    | -                                | 111   |
|   | Sarnia                                       | 19                          | -                  | -                    | -                    | -                                | 19    |
|   | Sault Ste. Marie                             | 4                           | -                  | -                    | -                    | -                                | 4     |
|   | Shawinigan                                   | 5                           | -                  | -                    | -                    | -                                | 5     |
|   | Vernon                                       | 31                          | -                  | -                    | -                    | -                                | 31    |
|   | <b>Large CA Total /<br/>Total Grandes AR</b> |                             | 1,033              | 22                   | 12                   | -                                | -     |
| <b>Canada (50 000+)</b>                     |  | 9,691                       | 27                 | 159                  | -                    | -                                | 9,877 |

Table F2-2 - Tableau F2-2

Dwelling Starts by Intended Market (Large CA) - Logements mis en chantier par marché visé (Grandes AR)

April 2003 - avril 2003

|                 |  | Homeownership<br>Prop.-occ. | Rental<br>Locatifs | Condo<br>Copropriété | Co-op<br>Coopératifs | Not Available<br>Non disponibles | Total        |
|-----------------|--|-----------------------------|--------------------|----------------------|----------------------|----------------------------------|--------------|
| Row<br>En Bande | Barrie                                       | -                           | -                  | -                    | -                    | -                                | -            |
|                 | Belleville                                   | 6                           | -                  | -                    | -                    | -                                | 6            |
|                 | Brantford                                    | -                           | -                  | -                    | -                    | -                                | -            |
|                 | Cape Breton                                  | -                           | -                  | -                    | -                    | -                                | -            |
|                 | Charlottetown                                | -                           | -                  | -                    | -                    | -                                | -            |
|                 | Chatham-Kent                                 | -                           | -                  | -                    | -                    | -                                | -            |
|                 | Chilliwack                                   | -                           | -                  | 26                   | -                    | -                                | 26           |
|                 | Cornwall                                     | -                           | -                  | -                    | -                    | -                                | -            |
|                 | Drummondville                                | -                           | -                  | -                    | -                    | -                                | -            |
|                 | Fredericton                                  | -                           | -                  | -                    | -                    | -                                | -            |
|                 | Granby                                       | -                           | -                  | -                    | -                    | -                                | -            |
|                 | Guelph                                       | 6                           | -                  | 7                    | -                    | -                                | 13           |
|                 | Kamloops                                     | -                           | -                  | -                    | -                    | -                                | -            |
|                 | Kawartha Lakes                               | -                           | -                  | -                    | -                    | -                                | -            |
|                 | Kelowna                                      | -                           | -                  | -                    | -                    | -                                | -            |
|                 | Lethbridge                                   | -                           | 18                 | -                    | -                    | -                                | 18           |
|                 | Medicine Hat                                 | -                           | -                  | -                    | -                    | -                                | -            |
|                 | Moncton                                      | -                           | -                  | -                    | -                    | -                                | -            |
|                 | Nanaimo                                      | -                           | -                  | -                    | -                    | -                                | -            |
|                 | Norfolk                                      | -                           | -                  | -                    | -                    | -                                | -            |
|                 | North Bay                                    | -                           | -                  | -                    | -                    | -                                | -            |
|                 | Peterborough                                 | 4                           | -                  | -                    | -                    | -                                | 4            |
|                 | Prince George                                | -                           | -                  | -                    | -                    | -                                | -            |
|                 | Red Deer                                     | 6                           | -                  | -                    | -                    | -                                | 6            |
|                 | Saint-Jean-Iberville                         | 3                           | -                  | -                    | -                    | -                                | 3            |
|                 | Sarnia                                       | -                           | -                  | -                    | -                    | -                                | -            |
|                 | Sault Ste. Marie                             | -                           | -                  | -                    | -                    | -                                | -            |
|                 | Shawinigan                                   | -                           | -                  | -                    | -                    | -                                | -            |
|                 | Vernon                                       | -                           | -                  | 3                    | -                    | -                                | 3            |
|                 | <b>Large CA Total /<br/>Total Grandes AR</b> | <b>25</b>                   | <b>18</b>          | <b>36</b>            | <b>-</b>             | <b>-</b>                         | <b>79</b>    |
|                 | <b>Canada (50 000+)</b>                      | <b>712</b>                  | <b>22</b>          | <b>762</b>           | <b>-</b>             | <b>-</b>                         | <b>1,496</b> |

Table F2-3 - Tableau F2-3

Dwelling Starts by Intended Market (Large CA) - Logements mis en chantier par marché visé (Grandes AR)

April 2003 - avril 2003

|   |  | Homeownership<br>Prop.-occ. | Rental<br>Locatifs | Condo<br>Copropriété | Co-op<br>Coopératifs | Not Available<br>Non disponibles | Total |       |
|---|--|-----------------------------|--------------------|----------------------|----------------------|----------------------------------|-------|-------|
| Apartment and<br>Other<br>Appartements et<br>autres | Barrie   | -                           | 4                  | -                    | -                    | -                                | 4     |       |
|   | Belleville                                       | -                           | -                  | -                    | -                    | -                                | -     |       |
|   | Brantford  | -                           | -                  | -                    | -                    | -                                | -     |       |
|   | Cape Breton                                      | -                           | -                  | -                    | -                    | -                                | -     |       |
|   | Charlottetown                                    | -                           | -                  | -                    | -                    | -                                | -     |       |
|   | Chatham-Kent                                     | -                           | -                  | -                    | -                    | -                                | -     |       |
|   | Chilliwack                                       | -                           | -                  | -                    | -                    | -                                | -     |       |
|   | Cornwall   | -                           | -                  | -                    | -                    | -                                | -     |       |
|   | Drummondville                                    | -                           | 3                  | -                    | -                    | -                                | 3     |       |
|   | Fredericton                                      | -                           | 99                 | -                    | -                    | -                                | 99    |       |
|   | Granby   | 4                           | -                  | -                    | -                    | -                                | 4     |       |
|   | Guelph   | -                           | -                  | -                    | -                    | -                                | -     |       |
|   | Kamloops   | -                           | -                  | -                    | -                    | -                                | -     |       |
|   | Kawartha Lakes                                   | -                           | -                  | -                    | -                    | -                                | -     |       |
|   | Kelowna  | -                           | 4                  | 88                   | -                    | -                                | 92    |       |
|   | Lethbridge                                       | -                           | -                  | -                    | -                    | -                                | -     |       |
|   | Medicine Hat                                     | -                           | -                  | -                    | -                    | -                                | -     |       |
|   | Moncton  | 4                           | 60                 | -                    | -                    | -                                | 64    |       |
|   | Nanaimo  | -                           | -                  | -                    | -                    | -                                | -     |       |
|   | Norfolk  | -                           | -                  | -                    | -                    | -                                | -     |       |
|   | North Bay  | -                           | -                  | -                    | -                    | -                                | -     |       |
|   | Peterborough                                     | -                           | -                  | -                    | -                    | -                                | -     |       |
|   | Prince George                                    | -                           | -                  | -                    | -                    | -                                | -     |       |
|   | Red Deer   | -                           | -                  | 83                   | -                    | -                                | 83    |       |
|   | Saint-Jean-<br>Iberville                         | -                           | 40                 | -                    | -                    | -                                | 40    |       |
|   | Sarnia   | -                           | -                  | -                    | -                    | -                                | -     |       |
|   | Sault Ste. Marie                                 | -                           | -                  | -                    | -                    | -                                | -     |       |
|   | Shawinigan                                       | -                           | -                  | -                    | -                    | -                                | -     |       |
|   | Vernon   | -                           | -                  | -                    | -                    | -                                | -     |       |
|   | <b>Large CA Total /<br/>Total Grandes<br/>AR</b> |                             | 8                  | 210                  | 171                  | -                                | -     | 389   |
|   | <b>Canada (50 000+)</b>                          |                             | 174                | 1,329                | 2,961                | -                                | -     | 4,464 |

Table F2-4 - Tableau F2-4

Dwelling Starts by Intended Market (Large CA) - Logements mis en chantier par marché visé (Grandes AR)

April 2003 - avril 2003

|       |  | Homeownership<br>Prop.-occ. | Rental<br>Locatifs | Condo<br>Copropriété | Co-op<br>Coopératifs | Not Available<br>Non disponibles | Total         |
|-------|--|-----------------------------|--------------------|----------------------|----------------------|----------------------------------|---------------|
| Total | Barrie                                       | 145                         | 4                  | -                    | -                    | -                                | 149           |
|       | Belleville                                   | 31                          | -                  | -                    | -                    | -                                | 31            |
|       | Brantford                                    | 24                          | -                  | -                    | -                    | -                                | 24            |
|       | Cape Breton                                  | 9                           | 1                  | -                    | -                    | -                                | 10            |
|       | Charlottetown                                | 20                          | -                  | -                    | -                    | -                                | 20            |
|       | Chatham-Kent                                 | 4                           | -                  | -                    | -                    | -                                | 4             |
|       | Chilliwack                                   | 18                          | -                  | 26                   | -                    | -                                | 44            |
|       | Cornwall                                     | 5                           | -                  | -                    | -                    | -                                | 5             |
|       | Drummondville                                | 26                          | 3                  | -                    | -                    | -                                | 29            |
|       | Fredericton                                  | 17                          | 103                | -                    | -                    | -                                | 120           |
|       | Granby                                       | 29                          | -                  | -                    | -                    | -                                | 29            |
|       | Guelph                                       | 69                          | -                  | 7                    | -                    | -                                | 76            |
|       | Kamloops                                     | 19                          | -                  | 4                    | -                    | -                                | 23            |
|       | Kawartha Lakes                               | 23                          | -                  | -                    | -                    | -                                | 23            |
|       | Kelowna                                      | 126                         | 7                  | 88                   | -                    | -                                | 221           |
|       | Lethbridge                                   | 57                          | 18                 | 4                    | -                    | -                                | 79            |
|       | Medicine Hat                                 | 37                          | -                  | -                    | -                    | -                                | 37            |
|       | Moncton                                      | 55                          | 72                 | -                    | -                    | -                                | 127           |
|       | Nanaimo                                      | 52                          | 2                  | 2                    | -                    | -                                | 56            |
|       | Norfolk                                      | -                           | -                  | -                    | -                    | -                                | -             |
|       | North Bay                                    | 5                           | -                  | -                    | -                    | -                                | 5             |
|       | Peterborough                                 | 45                          | -                  | -                    | -                    | -                                | 45            |
|       | Prince George                                | 11                          | -                  | -                    | -                    | -                                | 11            |
|       | Red Deer                                     | 66                          | -                  | 85                   | -                    | -                                | 151           |
|       | Saint-Jean-Iberville                         | 114                         | 40                 | -                    | -                    | -                                | 154           |
|       | Sarnia                                       | 19                          | -                  | -                    | -                    | -                                | 19            |
|       | Sault Ste. Marie                             | 4                           | -                  | -                    | -                    | -                                | 4             |
|       | Shawinigan                                   | 5                           | -                  | -                    | -                    | -                                | 5             |
|       | Vernon                                       | 31                          | -                  | 3                    | -                    | -                                | 34            |
|       | <b>Large CA Total /<br/>Total Grandes AR</b> | <b>1,066</b>                | <b>250</b>         | <b>219</b>           | <b>-</b>             | <b>-</b>                         | <b>1,535</b>  |
|       | <b>Canada (50 000+)</b>                      | <b>10,577</b>               | <b>1,378</b>       | <b>3,882</b>         | <b>-</b>             | <b>-</b>                         | <b>15,837</b> |

Table F3-1 - Tableau F3-1

Dwelling Starts by Intended Market (CMA) - Logements mis en chantier par marché visé (RMR)

January - April 2003 - janvier - avril 2003

|   |                            | Homeownership<br>Prop.-occ. | Rental<br>Locatifs | Condo<br>Copropriété | Co-op<br>Coopératifs | Not Available<br>Non disponibles | Total  |
|---|----------------------------|-----------------------------|--------------------|----------------------|----------------------|----------------------------------|--------|
| Singles/Semis<br>Individuelles/<br>Jumelées | Abbotsford                 | 157                         | -                  | 3                    | -                    | -                                | 160    |
|   | Calgary                    | 2,947                       | 2                  | 87                   | -                    | -                                | 3,036  |
|   | Edmonton                   | 2,092                       | -                  | 191                  | -                    | -                                | 2,283  |
|   | Greater Sudbury            | 15                          | -                  | -                    | -                    | -                                | 15     |
|   | Halifax                    | 400                         | 8                  | -                    | -                    | -                                | 408    |
|   | Hamilton                   | 471                         | -                  | 3                    | -                    | -                                | 474    |
|   | Kingston                   | 149                         | -                  | -                    | -                    | -                                | 149    |
|   | Kitchener                  | 819                         | -                  | 1                    | -                    | 3                                | 823    |
|   | London                     | 459                         | -                  | 17                   | -                    | -                                | 476    |
|   | Montréal                   | 3,653                       | -                  | -                    | -                    | -                                | 3,653  |
|   | Oshawa                     | 855                         | -                  | -                    | -                    | -                                | 855    |
|   | Ottawa-Gatineau            | 1,241                       | -                  | -                    | -                    | -                                | 1,241  |
|   | Gatineau                   | 384                         | -                  | -                    | -                    | -                                | 384    |
|   | Ottawa                     | 857                         | -                  | -                    | -                    | -                                | 857    |
|   | Québec                     | 924                         | -                  | -                    | -                    | -                                | 924    |
|   | Regina                     | 116                         | -                  | 8                    | -                    | -                                | 124    |
|   | Saguenay                   | 52                          | -                  | -                    | -                    | -                                | 52     |
|   | St. Catharines-<br>Niagara | 291                         | -                  | -                    | -                    | -                                | 291    |
|   | Saint John                 | 71                          | 2                  | -                    | -                    | -                                | 73     |
|   | St. John's                 | 138                         | -                  | -                    | -                    | -                                | 138    |
|   | Saskatoon                  | 179                         | 2                  | 3                    | -                    | -                                | 184    |
|   | Sherbrooke                 | 126                         | -                  | -                    | -                    | -                                | 126    |
|   | Thunder Bay                | 11                          | -                  | -                    | -                    | 1                                | 12     |
|   | Toronto                    | 5,970                       | -                  | 5                    | -                    | -                                | 5,975  |
|   | Trois-Rivières             | 117                         | -                  | -                    | -                    | -                                | 117    |
|   | Vancouver                  | 1,704                       | 6                  | 226                  | -                    | -                                | 1,936  |
|   | Victoria                   | 263                         | 11                 | 2                    | -                    | -                                | 276    |
|   | Windsor                    | 534                         | -                  | -                    | -                    | 1                                | 535    |
|   | Winnipeg                   | 398                         | -                  | 24                   | -                    | -                                | 422    |
|   | <b>CMA Total</b>           |                             |                    |                      |                      |                                  |        |
| <b>Total RMR</b>                            |                            | 24,152                      | 31                 | 570                  | -                    | 5                                | 24,758 |

Table F3-2 - Tableau F3-2

Dwelling Starts by Intended Market (CMA) - Logements mis en chantier par marché visé (RMR)

January - April 2003 - janvier - avril 2003

|                  |                        | Homeownership<br>Prop.-occ. | Rental<br>Locatifs | Condo<br>Copropriété | Co-op<br>Coopératifs | Not Available<br>Non disponibles | Total |
|------------------|------------------------|-----------------------------|--------------------|----------------------|----------------------|----------------------------------|-------|
| Row<br>En Bande  | Abbotsford             | -                           | -                  | 19                   | -                    | -                                | 19    |
|                  | Calgary                | -                           | -                  | 435                  | -                    | -                                | 435   |
|                  | Edmonton               | 43                          | 61                 | 66                   | -                    | -                                | 170   |
|                  | Greater Sudbury        | -                           | -                  | -                    | -                    | -                                | -     |
|                  | Halifax                | 22                          | -                  | -                    | -                    | -                                | 22    |
|                  | Hamilton               | 146                         | -                  | 229                  | -                    | 15                               | 390   |
|                  | Kingston               | -                           | -                  | -                    | -                    | -                                | -     |
|                  | Kitchener              | 130                         | -                  | -                    | -                    | -                                | 130   |
|                  | London                 | 28                          | -                  | 32                   | -                    | -                                | 60    |
|                  | Montréal               | 32                          | -                  | 145                  | -                    | -                                | 177   |
|                  | Oshawa                 | 126                         | -                  | -                    | -                    | -                                | 126   |
|                  | Ottawa-Gatineau        | 514                         | -                  | 42                   | -                    | -                                | 556   |
|                  | Gatineau               | 3                           | -                  | -                    | -                    | -                                | 3     |
|                  | Ottawa                 | 511                         | -                  | 42                   | -                    | -                                | 553   |
|                  | Québec                 | 14                          | -                  | 31                   | -                    | -                                | 45    |
|                  | Regina                 | -                           | -                  | 37                   | -                    | -                                | 37    |
|                  | Saguenay               | -                           | -                  | -                    | -                    | -                                | -     |
|                  | St. Catharines-Niagara | 39                          | -                  | 4                    | -                    | -                                | 43    |
|                  | Saint John             | 4                           | -                  | -                    | -                    | -                                | 4     |
|                  | St. John's             | 27                          | -                  | -                    | -                    | -                                | 27    |
|                  | Saskatoon              | -                           | 4                  | 176                  | -                    | -                                | 180   |
|                  | Sherbrooke             | -                           | -                  | -                    | -                    | -                                | -     |
|                  | Thunder Bay            | -                           | -                  | -                    | -                    | -                                | -     |
|                  | Toronto                | 1,037                       | -                  | 285                  | -                    | 36                               | 1,358 |
|                  | Trois-Rivières         | -                           | -                  | -                    | -                    | -                                | -     |
|                  | Vancouver              | -                           | 18                 | 730                  | -                    | -                                | 748   |
|                  | Victoria               | -                           | -                  | 52                   | -                    | -                                | 52    |
|                  | Windsor                | 74                          | -                  | -                    | -                    | -                                | 74    |
|                  | Winnipeg               | -                           | -                  | 3                    | -                    | -                                | 3     |
|                  | <b>CMA Total</b>       |                             |                    |                      |                      |                                  |       |
| <b>Total RMR</b> |                        | 2,236                       | 83                 | 2,286                | -                    | 51                               | 4,656 |

Table F3-3 - Tableau F3-3

Dwelling Starts by Intended Market (CMA) - Logements mis en chantier par marché visé (RMR)

January - April 2003 - janvier - avril 2003

|   |                            | Homeownership<br>Prop.-occ. | Rental<br>Locatifs | Condo<br>Copropriété | Co-op<br>Coopératifs | Not Available<br>Non disponibles | Total  |
|---|----------------------------|-----------------------------|--------------------|----------------------|----------------------|----------------------------------|--------|
| Apartment and<br>Other<br>Appartements et<br>autres | Abbotsford                 | 126                         | 60                 | -                    | -                    | -                                | 186    |
|   | Calgary                    | 1                           | 239                | 1,501                | -                    | -                                | 1,741  |
|   | Edmonton                   | -                           | 332                | 334                  | -                    | -                                | 666    |
|   | Greater<br>Sudbury         | -                           | -                  | -                    | -                    | -                                | -      |
|   | Halifax                    | -                           | 58                 | 203                  | -                    | -                                | 261    |
|   | Hamilton                   | -                           | -                  | -                    | -                    | -                                | -      |
|   | Kingston                   | -                           | -                  | -                    | -                    | -                                | -      |
|   | Kitchener                  | 2                           | 40                 | -                    | -                    | 4                                | 46     |
|   | London                     | -                           | 457                | -                    | -                    | -                                | 457    |
|   | Montréal                   | 102                         | 996                | 1,683                | -                    | -                                | 2,781  |
|   | Oshawa                     | -                           | -                  | -                    | -                    | -                                | -      |
|   | Ottawa-<br>Gatineau        | 12                          | 178                | 327                  | -                    | -                                | 517    |
|   | Gatineau                   | 12                          | 178                | -                    | -                    | -                                | 190    |
|   | Ottawa                     | -                           | -                  | 327                  | -                    | -                                | 327    |
|   | Québec                     | 78                          | 419                | 367                  | -                    | -                                | 864    |
|   | Regina                     | -                           | -                  | 147                  | -                    | -                                | 147    |
|   | Saguenay                   | 4                           | 26                 | -                    | -                    | -                                | 30     |
|   | St. Catharines-<br>Niagara | -                           | -                  | -                    | -                    | -                                | -      |
|   | Saint John                 | 2                           | -                  | -                    | -                    | -                                | 2      |
|   | St. John's                 | 12                          | -                  | 22                   | -                    | -                                | 34     |
|   | Saskatoon                  | -                           | 130                | -                    | -                    | -                                | 130    |
|   | Sherbrooke                 | -                           | 72                 | 12                   | -                    | -                                | 84     |
|   | Thunder Bay                | -                           | -                  | -                    | -                    | -                                | -      |
|   | Toronto                    | -                           | 667                | 5,193                | -                    | -                                | 5,860  |
|   | Trois-Rivières             | 2                           | 22                 | -                    | -                    | -                                | 24     |
|   | Vancouver                  | 46                          | 100                | 1,109                | -                    | -                                | 1,255  |
|   | Victoria                   | -                           | 54                 | 161                  | -                    | -                                | 215    |
|   | Windsor                    | -                           | -                  | -                    | -                    | -                                | -      |
|   | Winnipeg                   | -                           | -                  | 40                   | -                    | -                                | 40     |
|   | <b>CMA Total</b>           |                             |                    |                      |                      |                                  |        |
| <b>Total RMR</b>                                    |                            | 387                         | 3,850              | 11,099               | -                    | 4                                | 15,340 |



Table F3-4 - Tableau F3-4

Dwelling Starts by Intended Market (CMA) - Logements mis en chantier par marché visé (RMR)

January - April 2003 - janvier - avril 2003

|       |                        | Homeownership<br>Prop.-occ. | Rental<br>Locatifs | Condo<br>Copropriété | Co-op<br>Coopératifs | Not Available<br>Non disponibles | Total  |
|-------|------------------------|-----------------------------|--------------------|----------------------|----------------------|----------------------------------|--------|
| Total | Abbotsford             | 283                         | 60                 | 22                   | -                    | -                                | 365    |
|       | Calgary                | 2,948                       | 241                | 2,023                | -                    | -                                | 5,212  |
|       | Edmonton               | 2,135                       | 393                | 591                  | -                    | -                                | 3,119  |
|       | Greater Sudbury        | 15                          | -                  | -                    | -                    | -                                | 15     |
|       | Halifax                | 422                         | 66                 | 203                  | -                    | -                                | 691    |
|       | Hamilton               | 617                         | -                  | 232                  | -                    | 15                               | 864    |
|       | Kingston               | 149                         | -                  | -                    | -                    | -                                | 149    |
|       | Kitchener              | 951                         | 40                 | 1                    | -                    | 7                                | 999    |
|       | London                 | 487                         | 457                | 49                   | -                    | -                                | 993    |
|       | Montréal               | 3,787                       | 996                | 1,828                | -                    | -                                | 6,611  |
|       | Oshawa                 | 981                         | -                  | -                    | -                    | -                                | 981    |
|       | Ottawa-Gatineau        | 1,767                       | 178                | 369                  | -                    | -                                | 2,314  |
|       | Gatineau               | 399                         | 178                | -                    | -                    | -                                | 577    |
|       | Ottawa                 | 1,368                       | -                  | 369                  | -                    | -                                | 1,737  |
|       | Québec                 | 1,016                       | 419                | 398                  | -                    | -                                | 1,833  |
|       | Regina                 | 116                         | -                  | 192                  | -                    | -                                | 308    |
|       | Saguenay               | 56                          | 26                 | -                    | -                    | -                                | 82     |
|       | St. Catharines-Niagara | 330                         | -                  | 4                    | -                    | -                                | 334    |
|       | Saint John             | 77                          | 2                  | -                    | -                    | -                                | 79     |
|       | St. John's             | 177                         | -                  | 22                   | -                    | -                                | 199    |
|       | Saskatoon              | 179                         | 136                | 179                  | -                    | -                                | 494    |
|       | Sherbrooke             | 126                         | 72                 | 12                   | -                    | -                                | 210    |
|       | Thunder Bay            | 11                          | -                  | -                    | -                    | 1                                | 12     |
|       | Toronto                | 7,007                       | 667                | 5,483                | -                    | 36                               | 13,193 |
|       | Trois-Rivières         | 119                         | 22                 | -                    | -                    | -                                | 141    |
|       | Vancouver              | 1,750                       | 124                | 2,065                | -                    | -                                | 3,939  |
|       | Victoria               | 263                         | 65                 | 215                  | -                    | -                                | 543    |
|       | Windsor                | 608                         | -                  | -                    | -                    | 1                                | 609    |
|       | Winnipeg               | 398                         | -                  | 67                   | -                    | -                                | 465    |
|       | <b>CMA Total</b>       |                             |                    |                      |                      |                                  |        |
|       | <b>Total RMR</b>       | 26,775                      | 3,964              | 13,955               | -                    | 60                               | 44,754 |

Table F4-1 - Tableau F4-1

Dwelling Starts by Intended Market (Large CA) - Logements mis en chantier par marché visé (Grandes AR)

January - April 2003 - janvier - avril 2003

|   |  | Homeownership<br>Prop.-occ. | Rental<br>Locatifs | Condo<br>Copropriété | Co-op<br>Coopératifs | Not Available<br>Non disponibles | Total         |
|---|--|-----------------------------|--------------------|----------------------|----------------------|----------------------------------|---------------|
| Singles/Semis<br>Individuelles/<br>Jumelées | Barrie                                       | 368                         | -                  | -                    | -                    | -                                | 368           |
|   | Belleville                                   | 68                          | -                  | -                    | -                    | -                                | 68            |
|   | Brantford                                    | 74                          | -                  | -                    | -                    | -                                | 74            |
|   | Cape Breton                                  | 19                          | 3                  | -                    | -                    | -                                | 22            |
|   | Charlottetown                                | 40                          | -                  | -                    | -                    | -                                | 40            |
|   | Chatham-Kent                                 | 18                          | -                  | -                    | -                    | -                                | 18            |
|   | Chilliwack                                   | 52                          | -                  | 22                   | -                    | -                                | 74            |
|   | Cornwall                                     | 30                          | -                  | -                    | -                    | -                                | 30            |
|   | Drummondville                                | 65                          | -                  | -                    | -                    | -                                | 65            |
|   | Fredericton                                  | 76                          | 12                 | -                    | -                    | -                                | 88            |
|   | Granby                                       | 48                          | -                  | -                    | -                    | -                                | 48            |
|   | Guelph                                       | 179                         | -                  | -                    | -                    | -                                | 179           |
|   | Kamloops                                     | 50                          | -                  | 4                    | -                    | -                                | 54            |
|   | Kawartha Lakes                               | 52                          | -                  | -                    | -                    | -                                | 52            |
|   | Kelowna                                      | 396                         | 9                  | -                    | -                    | -                                | 405           |
|   | Lethbridge                                   | 148                         | -                  | 4                    | -                    | -                                | 152           |
|   | Medicine Hat                                 | 109                         | -                  | -                    | -                    | -                                | 109           |
|   | Moncton                                      | 95                          | 26                 | -                    | -                    | -                                | 121           |
|   | Nanaimo                                      | 140                         | 7                  | 20                   | -                    | -                                | 167           |
|   | Norfolk                                      | 3                           | -                  | -                    | -                    | -                                | 3             |
|   | North Bay                                    | 8                           | -                  | -                    | -                    | -                                | 8             |
|   | Peterborough                                 | 73                          | -                  | -                    | -                    | -                                | 73            |
|   | Prince George                                | 20                          | -                  | -                    | -                    | -                                | 20            |
|   | Red Deer                                     | 251                         | -                  | 2                    | -                    | -                                | 253           |
|   | Saint-Jean-Iberville                         | 191                         | -                  | -                    | -                    | -                                | 191           |
|   | Sarnia                                       | 42                          | -                  | -                    | -                    | -                                | 42            |
|   | Sault Ste. Marie                             | 8                           | -                  | -                    | -                    | -                                | 8             |
|   | Shawinigan                                   | 9                           | -                  | -                    | -                    | -                                | 9             |
|   | Vernon                                       | 74                          | -                  | -                    | -                    | -                                | 74            |
|   | <b>Large CA Total /<br/>Total Grandes AR</b> | <b>2,706</b>                | <b>57</b>          | <b>52</b>            | <b>-</b>             | <b>-</b>                         | <b>2,815</b>  |
|   | <b>Canada (50 000+)</b>                      | <b>26,858</b>               | <b>88</b>          | <b>622</b>           | <b>-</b>             | <b>5</b>                         | <b>27,573</b> |

Table F4-2 - Tableau F4-2

Dwelling Starts by Intended Market (Large CA) - Logements mis en chantier par marché visé (Grandes AR)

January - April 2003 - janvier - avril 2003

|                 |  | Homeownership<br>Prop.-occ. | Rental<br>Locatifs | Condo<br>Copropriété | Co-op<br>Coopératifs | Not Available<br>Non disponibles | Total |
|-----------------|--|-----------------------------|--------------------|----------------------|----------------------|----------------------------------|-------|
| Row<br>En Bande | Barrie                                       | 47                          | -                  | -                    | -                    | -                                | 47    |
|                 | Belleville                                   | 17                          | -                  | -                    | -                    | -                                | 17    |
|                 | Brantford                                    | 11                          | -                  | 5                    | -                    | -                                | 16    |
|                 | Cape Breton                                  | -                           | -                  | -                    | -                    | -                                | -     |
|                 | Charlottetown                                | -                           | -                  | -                    | -                    | -                                | -     |
|                 | Chatham-Kent                                 | 4                           | -                  | -                    | -                    | 4                                | 8     |
|                 | Chilliwack                                   | -                           | -                  | 39                   | -                    | -                                | 39    |
|                 | Cornwall                                     | -                           | -                  | -                    | -                    | -                                | -     |
|                 | Drummondville                                | -                           | -                  | -                    | -                    | -                                | -     |
|                 | Fredericton                                  | -                           | -                  | -                    | -                    | -                                | -     |
|                 | Granby                                       | -                           | -                  | -                    | -                    | -                                | -     |
|                 | Guelph                                       | 43                          | -                  | 7                    | -                    | -                                | 50    |
|                 | Kamloops                                     | -                           | -                  | -                    | -                    | -                                | -     |
|                 | Kawartha Lakes                               | -                           | -                  | -                    | -                    | -                                | -     |
|                 | Kelowna                                      | -                           | -                  | -                    | -                    | -                                | -     |
|                 | Lethbridge                                   | 10                          | 26                 | -                    | -                    | -                                | 36    |
|                 | Medicine Hat                                 | 4                           | -                  | -                    | -                    | -                                | 4     |
|                 | Moncton                                      | -                           | 4                  | -                    | -                    | -                                | 4     |
|                 | Nanaimo                                      | -                           | -                  | -                    | -                    | -                                | -     |
|                 | Norfolk                                      | -                           | -                  | -                    | -                    | -                                | -     |
|                 | North Bay                                    | -                           | -                  | -                    | -                    | -                                | -     |
|                 | Peterborough                                 | 12                          | -                  | -                    | -                    | -                                | 12    |
|                 | Prince George                                | -                           | -                  | -                    | -                    | -                                | -     |
|                 | Red Deer                                     | 6                           | -                  | 8                    | -                    | -                                | 14    |
|                 | Saint-Jean-Iberville                         | 7                           | -                  | -                    | -                    | -                                | 7     |
|                 | Sarnia                                       | -                           | -                  | -                    | -                    | -                                | -     |
|                 | Sault Ste. Marie                             | -                           | -                  | -                    | -                    | -                                | -     |
|                 | Shawinigan                                   | -                           | -                  | -                    | -                    | -                                | -     |
|                 | Vernon                                       | -                           | -                  | 3                    | -                    | -                                | 3     |
|                 | <b>Large CA Total /<br/>Total Grandes AR</b> | 161                         | 30                 | 62                   | -                    | 4                                | 257   |
|                 | <b>Canada (50 000+)</b>                      | 2,397                       | 113                | 2,348                | -                    | 55                               | 4,913 |

Table F4-3 - Tableau F4-3

Dwelling Starts by Intended Market (Large CA) - Logements mis en chantier par marché visé (Grandes AR)

January - April 2003 - janvier - avril 2003

|   |  | Homeownership<br>Prop.-occ. | Rental<br>Locatifs | Condo<br>Copropriété | Co-op<br>Coopératifs | Not Available<br>Non disponibles | Total |        |
|---|--|-----------------------------|--------------------|----------------------|----------------------|----------------------------------|-------|--------|
| Apartment and<br>Other<br>Appartements et<br>autres | Barrie   | -                           | 162                | 25                   | -                    | -                                | 187   |        |
|   | Belleville                                       | -                           | -                  | -                    | -                    | -                                | -     |        |
|   | Brantford  | -                           | -                  | -                    | -                    | -                                | -     |        |
|   | Cape Breton                                      | -                           | -                  | -                    | -                    | -                                | -     |        |
|   | Charlottetown                                    | -                           | 11                 | -                    | -                    | -                                | 11    |        |
|   | Chatham-Kent                                     | -                           | -                  | -                    | -                    | -                                | -     |        |
|   | Chilliwack                                       | -                           | -                  | -                    | -                    | -                                | -     |        |
|   | Cornwall   | -                           | -                  | -                    | -                    | -                                | -     |        |
|   | Drummondville                                    | -                           | 49                 | -                    | -                    | -                                | 49    |        |
|   | Fredericton                                      | 2                           | 99                 | -                    | -                    | -                                | 101   |        |
|   | Granby   | 6                           | 12                 | -                    | -                    | -                                | 18    |        |
|   | Guelph   | -                           | 48                 | -                    | -                    | -                                | 48    |        |
|   | Kamloops   | -                           | -                  | -                    | -                    | -                                | -     |        |
|   | Kawartha Lakes                                   | -                           | -                  | -                    | -                    | -                                | -     |        |
|   | Kelowna  | -                           | 54                 | 204                  | -                    | -                                | 258   |        |
|   | Lethbridge                                       | -                           | -                  | -                    | -                    | -                                | -     |        |
|   | Medicine Hat                                     | -                           | -                  | -                    | -                    | -                                | -     |        |
|   | Moncton  | 4                           | 115                | -                    | -                    | -                                | 119   |        |
|   | Nanaimo  | -                           | -                  | -                    | -                    | -                                | -     |        |
|   | Norfolk  | -                           | -                  | -                    | -                    | -                                | -     |        |
|   | North Bay  | -                           | -                  | -                    | -                    | -                                | -     |        |
|   | Peterborough                                     | -                           | -                  | -                    | -                    | -                                | -     |        |
|   | Prince George                                    | -                           | -                  | -                    | -                    | -                                | -     |        |
|   | Red Deer   | -                           | -                  | 83                   | -                    | -                                | 83    |        |
|   | Saint-Jean-<br>Iberville                         | -                           | 83                 | -                    | -                    | -                                | 83    |        |
|   | Sarnia   | -                           | -                  | -                    | -                    | -                                | -     |        |
|   | Sault Ste. Marie                                 | -                           | -                  | -                    | -                    | -                                | -     |        |
|   | Shawinigan                                       | -                           | -                  | -                    | -                    | -                                | -     |        |
|   | Vernon   | -                           | -                  | -                    | -                    | -                                | -     |        |
|   | <b>Large CA Total /<br/>Total Grandes<br/>AR</b> |                             | 12                 | 633                  | 312                  | -                                | -     | 957    |
|   | <b>Canada (50 000+)</b>                          |                             | 399                | 4,483                | 11,411               | -                                | 4     | 16,297 |

Table F4-4 - Tableau F4-4

Dwelling Starts by Intended Market (Large CA) - Logements mis en chantier par marché visé (Grandes AR)

January - April 2003 - janvier - avril 2003

|       |  | Homeownership<br>Prop.-occ. | Rental<br>Locatifs | Condo<br>Copropriété | Co-op<br>Coopératifs | Not Available<br>Non disponibles | Total |        |
|-------|--|-----------------------------|--------------------|----------------------|----------------------|----------------------------------|-------|--------|
| Total | Barrie                                       | 415                         | 162                | 25                   | -                    | -                                | 602   |        |
|       | Belleville                                   | 85                          | -                  | -                    | -                    | -                                | 85    |        |
|       | Brantford                                    | 85                          | -                  | 5                    | -                    | -                                | 90    |        |
|       | Cape Breton                                  | 19                          | 3                  | -                    | -                    | -                                | 22    |        |
|       | Charlottetown                                | 40                          | 11                 | -                    | -                    | -                                | 51    |        |
|       | Chatham-Kent                                 | 22                          | -                  | -                    | -                    | 4                                | 26    |        |
|       | Chilliwack                                   | 52                          | -                  | 61                   | -                    | -                                | 113   |        |
|       | Cornwall                                     | 30                          | -                  | -                    | -                    | -                                | 30    |        |
|       | Drummondville                                | 65                          | 49                 | -                    | -                    | -                                | 114   |        |
|       | Fredericton                                  | 78                          | 111                | -                    | -                    | -                                | 189   |        |
|       | Granby                                       | 54                          | 12                 | -                    | -                    | -                                | 66    |        |
|       | Guelph                                       | 222                         | 48                 | 7                    | -                    | -                                | 277   |        |
|       | Kamloops                                     | 50                          | -                  | 4                    | -                    | -                                | 54    |        |
|       | Kawartha Lakes                               | 52                          | -                  | -                    | -                    | -                                | 52    |        |
|       | Kelowna                                      | 396                         | 63                 | 204                  | -                    | -                                | 663   |        |
|       | Lethbridge                                   | 158                         | 26                 | 4                    | -                    | -                                | 188   |        |
|       | Medicine Hat                                 | 113                         | -                  | -                    | -                    | -                                | 113   |        |
|       | Moncton                                      | 99                          | 145                | -                    | -                    | -                                | 244   |        |
|       | Nanaimo                                      | 140                         | 7                  | 20                   | -                    | -                                | 167   |        |
|       | Norfolk                                      | 3                           | -                  | -                    | -                    | -                                | 3     |        |
|       | North Bay                                    | 8                           | -                  | -                    | -                    | -                                | 8     |        |
|       | Peterborough                                 | 85                          | -                  | -                    | -                    | -                                | 85    |        |
|       | Prince George                                | 20                          | -                  | -                    | -                    | -                                | 20    |        |
|       | Red Deer                                     | 257                         | -                  | 93                   | -                    | -                                | 350   |        |
|       | Saint-Jean-Iberville                         | 198                         | 83                 | -                    | -                    | -                                | 281   |        |
|       | Sarnia                                       | 42                          | -                  | -                    | -                    | -                                | 42    |        |
|       | Sault Ste. Marie                             | 8                           | -                  | -                    | -                    | -                                | 8     |        |
|       | Shawinigan                                   | 9                           | -                  | -                    | -                    | -                                | 9     |        |
|       | Vernon                                       | 74                          | -                  | 3                    | -                    | -                                | 77    |        |
|       | <b>Large CA Total /<br/>Total Grandes AR</b> |                             | 2,879              | 720                  | 426                  | -                                | 4     | 4,029  |
|       | <b>Canada (50 000+)</b>                      |                             | 29,654             | 4,684                | 14,381               | -                                | 64    | 48,783 |

Table F5-1 - Tableau F5-1

Dwelling Completions by Intended Market (CMA) - Logements achevés par marché visé (RMR)

Avril 2003 - avril 2003

|   |                            | Homeownership<br>Prop.-occ. | Rental<br>Locatifs | Condo<br>Copropriété | Co-op<br>Coopératifs | Not Available<br>Non disponibles | Total |
|---|----------------------------|-----------------------------|--------------------|----------------------|----------------------|----------------------------------|-------|
| Singles/Semis<br>Individuelles/<br>Jumelées | Abbotsford                 | 44                          | -                  | -                    | -                    | -                                | 44    |
|   | Calgary                    | 705                         | -                  | 46                   | -                    | -                                | 751   |
|   | Edmonton                   | 536                         | -                  | 53                   | -                    | -                                | 589   |
|   | Greater Sudbury            | 11                          | -                  | -                    | -                    | -                                | 11    |
|   | Halifax                    | 83                          | -                  | -                    | -                    | -                                | 83    |
|   | Hamilton                   | 74                          | -                  | -                    | -                    | -                                | 74    |
|   | Kingston                   | 58                          | -                  | -                    | -                    | -                                | 58    |
|   | Kitchener                  | 225                         | -                  | 1                    | -                    | -                                | 226   |
|   | London                     | 99                          | -                  | 9                    | -                    | -                                | 108   |
|   | Montréal                   | 586                         | -                  | 2                    | -                    | -                                | 588   |
|   | Oshawa                     | 199                         | -                  | -                    | -                    | -                                | 199   |
|   | Ottawa-Gatineau            | 435                         | -                  | -                    | -                    | -                                | 435   |
|   | Gatineau                   | 178                         | -                  | -                    | -                    | -                                | 178   |
|   | Ottawa                     | 257                         | -                  | -                    | -                    | -                                | 257   |
|   | Québec                     | 236                         | -                  | -                    | -                    | -                                | 236   |
|   | Regina                     | 55                          | -                  | -                    | -                    | -                                | 55    |
|   | Saguenay                   | 6                           | -                  | -                    | -                    | -                                | 6     |
|   | St. Catharines-<br>Niagara | 81                          | -                  | -                    | -                    | -                                | 81    |
|   | Saint John                 | 28                          | 1                  | -                    | -                    | -                                | 29    |
|   | St. John's                 | 90                          | -                  | -                    | -                    | -                                | 90    |
|   | Saskatoon                  | 60                          | 6                  | 4                    | -                    | -                                | 70    |
|   | Sherbrooke                 | 32                          | -                  | -                    | -                    | -                                | 32    |
|   | Thunder Bay                | 11                          | -                  | -                    | -                    | -                                | 11    |
|   | Toronto                    | 1,856                       | -                  | 7                    | -                    | -                                | 1,863 |
|   | Trois-Rivières             | 34                          | -                  | -                    | -                    | -                                | 34    |
|   | Vancouver                  | 387                         | -                  | 37                   | -                    | -                                | 424   |
|   | Victoria                   | 38                          | 2                  | 10                   | -                    | -                                | 50    |
|   | Windsor                    | 153                         | -                  | -                    | -                    | -                                | 153   |
|   | Winnipeg                   | 86                          | -                  | -                    | -                    | -                                | 86    |
|   | <b>CMA Total</b>           |                             | 6,208              | 9                    | 169                  | -                                | -     |
| <b>Total RMR</b>                            |                            | 6,208                       | 9                  | 169                  | -                    | -                                | 6,386 |

Table F5-2 - Tableau F5-2

Dwelling Completions by Intended Market (CMA) - Logements achevés par marché visé (RMR)

Avril 2003 - avril 2003

|                  |                        | Homeownership<br>Prop.-occ. | Rental<br>Locatifs | Condo<br>Copropriété | Co-op<br>Coopératifs | Not Available<br>Non disponibles | Total |
|------------------|------------------------|-----------------------------|--------------------|----------------------|----------------------|----------------------------------|-------|
| Row<br>En Bande  | Abbotsford             | -                           | -                  | 9                    | -                    | -                                | 9     |
|                  | Calgary                | 6                           | -                  | 84                   | -                    | -                                | 90    |
|                  | Edmonton               | 4                           | 10                 | 20                   | -                    | -                                | 34    |
|                  | Greater Sudbury        | -                           | -                  | -                    | -                    | -                                | -     |
|                  | Halifax                | -                           | -                  | 4                    | -                    | -                                | 4     |
|                  | Hamilton               | 30                          | 3                  | 55                   | -                    | -                                | 88    |
|                  | Kingston               | -                           | -                  | -                    | -                    | -                                | -     |
|                  | Kitchener              | 21                          | 6                  | 7                    | -                    | -                                | 34    |
|                  | London                 | -                           | -                  | -                    | -                    | -                                | -     |
|                  | Montréal               | 4                           | 3                  | 31                   | -                    | -                                | 38    |
|                  | Oshawa                 | 5                           | -                  | -                    | -                    | -                                | 5     |
|                  | Ottawa-Gatineau        | 125                         | 5                  | 3                    | -                    | -                                | 133   |
|                  | Gatineau               | 4                           | -                  | 3                    | -                    | -                                | 7     |
|                  | Ottawa                 | 121                         | 5                  | -                    | -                    | -                                | 126   |
|                  | Québec                 | 3                           | -                  | 4                    | -                    | -                                | 7     |
|                  | Regina                 | 4                           | -                  | 4                    | -                    | -                                | 8     |
|                  | Saguenay               | -                           | -                  | -                    | -                    | -                                | -     |
|                  | St. Catharines-Niagara | 4                           | -                  | -                    | -                    | -                                | 4     |
|                  | Saint John             | -                           | -                  | -                    | -                    | -                                | -     |
|                  | St. John's             | -                           | -                  | -                    | -                    | -                                | -     |
|                  | Saskatoon              | -                           | 4                  | -                    | -                    | -                                | 4     |
|                  | Sherbrooke             | -                           | -                  | -                    | -                    | -                                | -     |
|                  | Thunder Bay            | -                           | -                  | -                    | -                    | -                                | -     |
|                  | Toronto                | 411                         | 6                  | 96                   | -                    | -                                | 513   |
|                  | Trois-Rivières         | -                           | -                  | -                    | -                    | -                                | -     |
|                  | Vancouver              | -                           | 12                 | 161                  | -                    | -                                | 173   |
|                  | Victoria               | -                           | -                  | 7                    | -                    | -                                | 7     |
|                  | Windsor                | -                           | -                  | -                    | -                    | -                                | -     |
|                  | Winnipeg               | -                           | -                  | -                    | -                    | -                                | -     |
|                  | <b>CMA Total</b>       |                             |                    |                      |                      |                                  |       |
| <b>Total RMR</b> |                        | 617                         | 49                 | 485                  | -                    | -                                | 1,151 |

Table F5-3 - Tableau F5-3

Dwelling Completions by Intended Market (CMA) - Logements achevés par marché visé (RMR)

April 2003 - avril 2003

|   |                            | Homeownership<br>Prop.-occ. | Rental<br>Locatifs | Condo<br>Copropriété | Co-op<br>Coopératifs | Not Available<br>Non disponibles | Total |
|---|----------------------------|-----------------------------|--------------------|----------------------|----------------------|----------------------------------|-------|
| Apartment and<br>Other<br>Appartements et<br>autres | Abbotsford                 | 8                           | 45                 | -                    | -                    | -                                | 53    |
|   | Calgary                    | -                           | -                  | 53                   | -                    | -                                | 53    |
|   | Edmonton                   | -                           | 232                | 70                   | -                    | -                                | 302   |
|   | Greater<br>Sudbury         | -                           | -                  | -                    | -                    | -                                | -     |
|   | Halifax                    | -                           | -                  | 20                   | -                    | -                                | 20    |
|   | Hamilton                   | -                           | -                  | -                    | -                    | -                                | -     |
|   | Kingston                   | -                           | -                  | -                    | -                    | -                                | -     |
|   | Kitchener                  | -                           | 2                  | -                    | -                    | -                                | 2     |
|   | London                     | -                           | -                  | -                    | -                    | -                                | -     |
|   | Montréal                   | 14                          | 202                | 199                  | 12                   | -                                | 427   |
|   | Oshawa                     | -                           | -                  | -                    | -                    | -                                | -     |
|   | Ottawa-<br>Gatineau        | 22                          | 132                | -                    | -                    | -                                | 154   |
|   | Gatineau                   | 22                          | 132                | -                    | -                    | -                                | 154   |
|   | Ottawa                     | -                           | -                  | -                    | -                    | -                                | -     |
|   | Québec                     | 42                          | 49                 | 33                   | -                    | -                                | 124   |
|   | Regina                     | -                           | -                  | 24                   | -                    | -                                | 24    |
|   | Saguenay                   | -                           | 228                | -                    | -                    | -                                | 228   |
|   | St. Catharines-<br>Niagara | -                           | -                  | -                    | -                    | -                                | -     |
|   | Saint John                 | -                           | -                  | -                    | -                    | -                                | -     |
|   | St. John's                 | 14                          | -                  | -                    | -                    | -                                | 14    |
|   | Saskatoon                  | -                           | -                  | -                    | -                    | -                                | -     |
|   | Sherbrooke                 | -                           | 12                 | 12                   | -                    | -                                | 24    |
|   | Thunder Bay                | -                           | -                  | -                    | -                    | -                                | -     |
|   | Toronto                    | -                           | -                  | 1,781                | -                    | -                                | 1,781 |
|   | Trois-Rivières             | 2                           | -                  | -                    | -                    | -                                | 2     |
|   | Vancouver                  | 18                          | 125                | 267                  | -                    | -                                | 410   |
|   | Victoria                   | -                           | -                  | 18                   | -                    | -                                | 18    |
| Windsor   | -                          | -                           | -                  | -                    | -                    | -                                |       |
| Winnipeg  | -                          | -                           | -                  | -                    | -                    | -                                |       |
| <b>CMA Total<br/>Total RMR</b>                      |                            | 120                         | 1,027              | 2,477                | 12                   | -                                | 3,636 |



Table F5-4 - Tableau F5-4

Dwelling Completions by Intended Market (CMA) - Logements achevés par marché visé (RMR)

April 2003 - avril 2003

|       |                        | Homeownership<br>Prop.-occ. | Rental<br>Locatifs | Condo<br>Copropriété | Co-op<br>Coopératifs | Not Available<br>Non disponibles | Total  |
|-------|------------------------|-----------------------------|--------------------|----------------------|----------------------|----------------------------------|--------|
| Total | Abbotsford             | 52                          | 45                 | 9                    | -                    | -                                | 106    |
|       | Calgary                | 711                         | -                  | 183                  | -                    | -                                | 894    |
|       | Edmonton               | 540                         | 242                | 143                  | -                    | -                                | 925    |
|       | Greater Sudbury        | 11                          | -                  | -                    | -                    | -                                | 11     |
|       | Halifax                | 83                          | -                  | 24                   | -                    | -                                | 107    |
|       | Hamilton               | 104                         | 3                  | 55                   | -                    | -                                | 162    |
|       | Kingston               | 58                          | -                  | -                    | -                    | -                                | 58     |
|       | Kitchener              | 246                         | 8                  | 8                    | -                    | -                                | 262    |
|       | London                 | 99                          | -                  | 9                    | -                    | -                                | 108    |
|       | Montréal               | 604                         | 205                | 232                  | 12                   | -                                | 1,053  |
|       | Oshawa                 | 204                         | -                  | -                    | -                    | -                                | 204    |
|       | Ottawa-Gatineau        | 582                         | 137                | 3                    | -                    | -                                | 722    |
|       | Gatineau               | 204                         | 132                | 3                    | -                    | -                                | 339    |
|       | Ottawa                 | 378                         | 5                  | -                    | -                    | -                                | 383    |
|       | Québec                 | 281                         | 49                 | 37                   | -                    | -                                | 367    |
|       | Regina                 | 59                          | -                  | 28                   | -                    | -                                | 87     |
|       | Saguenay               | 6                           | 228                | -                    | -                    | -                                | 234    |
|       | St. Catharines-Niagara | 85                          | -                  | -                    | -                    | -                                | 85     |
|       | Saint John             | 28                          | 1                  | -                    | -                    | -                                | 29     |
|       | St. John's             | 104                         | -                  | -                    | -                    | -                                | 104    |
|       | Saskatoon              | 60                          | 10                 | 4                    | -                    | -                                | 74     |
|       | Sherbrooke             | 32                          | 12                 | 12                   | -                    | -                                | 56     |
|       | Thunder Bay            | 11                          | -                  | -                    | -                    | -                                | 11     |
|       | Toronto                | 2,267                       | 6                  | 1,884                | -                    | -                                | 4,157  |
|       | Trois-Rivières         | 36                          | -                  | -                    | -                    | -                                | 36     |
|       | Vancouver              | 405                         | 137                | 465                  | -                    | -                                | 1,007  |
|       | Victoria               | 38                          | 2                  | 35                   | -                    | -                                | 75     |
|       | Windsor                | 153                         | -                  | -                    | -                    | -                                | 153    |
|       | Winnipeg               | 86                          | -                  | -                    | -                    | -                                | 86     |
|       | <b>CMA Total</b>       |                             |                    |                      |                      |                                  |        |
|       | <b>Total RMR</b>       | 6,945                       | 1,085              | 3,131                | 12                   | -                                | 11,173 |

Table F6-1 - Tableau F6-1

Dwelling Completions by Intended Market (Large CA) - Logements achevés par marché visé (Grandes AR)

April 2003 - avril 2003

|   |  | Homeownership<br>Prop.-occ. | Rental<br>Locatifs | Condo<br>Copropriété | Co-op<br>Coopératifs | Not Available<br>Non disponibles | Total |
|---|--|-----------------------------|--------------------|----------------------|----------------------|----------------------------------|-------|
| Singles/Semis<br>Individuelles/<br>Jumelées | Barrie                                       | 164                         | -                  | -                    | -                    | -                                | 164   |
|   | Belleville                                   | 17                          | -                  | -                    | -                    | -                                | 17    |
|   | Brantford                                    | 72                          | -                  | -                    | -                    | -                                | 72    |
|   | Cape Breton                                  | 8                           | -                  | -                    | -                    | -                                | 8     |
|   | Charlottetown                                | 18                          | 2                  | -                    | -                    | -                                | 20    |
|   | Chatham-Kent                                 | 6                           | -                  | -                    | -                    | -                                | 6     |
|   | Chilliwack                                   | 18                          | -                  | 4                    | -                    | -                                | 22    |
|   | Cornwall                                     | -                           | -                  | -                    | -                    | -                                | -     |
|   | Drummondville                                | 19                          | -                  | -                    | -                    | -                                | 19    |
|   | Fredericton                                  | 16                          | 2                  | -                    | -                    | -                                | 18    |
|   | Granby                                       | 14                          | -                  | -                    | -                    | -                                | 14    |
|   | Guelph                                       | 57                          | -                  | -                    | -                    | -                                | 57    |
|   | Kamloops                                     | 15                          | -                  | -                    | -                    | -                                | 15    |
|   | Kawartha Lakes                               | 17                          | -                  | -                    | -                    | -                                | 17    |
|   | Kelowna                                      | 84                          | 10                 | -                    | -                    | -                                | 94    |
|   | Lethbridge                                   | 42                          | -                  | -                    | -                    | -                                | 42    |
|   | Medicine Hat                                 | 54                          | 2                  | 6                    | -                    | -                                | 62    |
|   | Moncton                                      | 94                          | 9                  | -                    | -                    | -                                | 103   |
|   | Nanaimo                                      | 33                          | 3                  | 7                    | -                    | -                                | 43    |
|   | Norfolk                                      | 13                          | -                  | -                    | -                    | -                                | 13    |
|   | North Bay                                    | 5                           | -                  | -                    | -                    | -                                | 5     |
|   | Peterborough                                 | 28                          | -                  | -                    | -                    | -                                | 28    |
|   | Prince George                                | 5                           | -                  | -                    | -                    | -                                | 5     |
|   | Red Deer                                     | 101                         | -                  | 2                    | -                    | -                                | 103   |
|   | Saint-Jean-Iberville                         | 23                          | -                  | -                    | -                    | -                                | 23    |
|   | Sarnia                                       | 12                          | -                  | -                    | -                    | -                                | 12    |
|   | Sault Ste. Marie                             | 12                          | -                  | -                    | -                    | -                                | 12    |
|   | Shawinigan                                   | 5                           | -                  | -                    | -                    | -                                | 5     |
|   | Vernon                                       | 23                          | -                  | -                    | -                    | -                                | 23    |
|   | <b>Large CA Total /<br/>Total Grandes AR</b> |                             | 975                | 28                   | 19                   | -                                | -     |
| <b>Canada (50 000+)</b>                     |  | 7,183                       | 37                 | 188                  | -                    | -                                | 7,408 |

Table F6-2 - Tableau F6-2

Dwelling Completions by Intended Market (Large CA) - Logements achevés par marché visé (Grandes AR)

April 2003 - avril 2003

|                 |  | Homeownership<br>Prop.-occ. | Rental<br>Locatifs | Condo<br>Copropriété | Co-op<br>Coopératifs | Not Available<br>Non disponibles | Total        |
|-----------------|--|-----------------------------|--------------------|----------------------|----------------------|----------------------------------|--------------|
| Row<br>En Bande | Barrie                                       | 28                          | -                  | -                    | -                    | -                                | 28           |
|                 | Belleville                                   | -                           | -                  | -                    | -                    | -                                | -            |
|                 | Brantford                                    | 11                          | -                  | 13                   | -                    | -                                | 24           |
|                 | Cape Breton                                  | -                           | -                  | -                    | -                    | -                                | -            |
|                 | Charlottetown                                | -                           | -                  | -                    | -                    | -                                | -            |
|                 | Chatham-Kent                                 | -                           | -                  | -                    | -                    | -                                | -            |
|                 | Chilliwack                                   | -                           | -                  | 10                   | -                    | -                                | 10           |
|                 | Cornwall                                     | -                           | -                  | -                    | -                    | -                                | -            |
|                 | Drummondville                                | -                           | -                  | -                    | -                    | -                                | -            |
|                 | Fredericton                                  | -                           | -                  | -                    | -                    | -                                | -            |
|                 | Granby                                       | -                           | -                  | -                    | -                    | -                                | -            |
|                 | Guelph                                       | 27                          | -                  | -                    | -                    | -                                | 27           |
|                 | Kamloops                                     | -                           | -                  | -                    | -                    | -                                | -            |
|                 | Kawartha Lakes                               | -                           | -                  | -                    | -                    | -                                | -            |
|                 | Kelowna                                      | -                           | -                  | -                    | -                    | -                                | -            |
|                 | Lethbridge                                   | -                           | -                  | -                    | -                    | -                                | -            |
|                 | Medicine Hat                                 | -                           | 8                  | -                    | -                    | -                                | 8            |
|                 | Moncton                                      | -                           | -                  | -                    | -                    | -                                | -            |
|                 | Nanaimo                                      | -                           | -                  | -                    | -                    | -                                | -            |
|                 | Norfolk                                      | -                           | -                  | 12                   | -                    | -                                | 12           |
|                 | North Bay                                    | -                           | -                  | -                    | -                    | -                                | -            |
|                 | Peterborough                                 | -                           | -                  | -                    | -                    | -                                | -            |
|                 | Prince George                                | -                           | -                  | -                    | -                    | -                                | -            |
|                 | Red Deer                                     | -                           | -                  | -                    | -                    | -                                | -            |
|                 | Saint-Jean-Iberville                         | 3                           | -                  | -                    | -                    | -                                | 3            |
|                 | Sarnia                                       | -                           | -                  | -                    | -                    | -                                | -            |
|                 | Sault Ste. Marie                             | 3                           | -                  | -                    | -                    | -                                | 3            |
|                 | Shawinigan                                   | -                           | -                  | -                    | -                    | -                                | -            |
|                 | Vernon                                       | -                           | -                  | -                    | -                    | -                                | -            |
|                 | <b>Large CA Total /<br/>Total Grandes AR</b> | <b>72</b>                   | <b>8</b>           | <b>35</b>            | <b>-</b>             | <b>-</b>                         | <b>115</b>   |
|                 | <b>Canada (50 000+)</b>                      | <b>689</b>                  | <b>57</b>          | <b>520</b>           | <b>-</b>             | <b>-</b>                         | <b>1,266</b> |

Table F6-3 - Tableau F6-3

Dwelling Completions by Intended Market (Large CA) - Logements achevés par marché visé (Grandes AR)

April 2003 - avril 2003

|   |  | Homeownership<br>Prop.-occ. | Rental<br>Locatifs | Condo<br>Copropriété | Co-op<br>Coopératifs | Not Available<br>Non disponibles | Total |       |
|---|--|-----------------------------|--------------------|----------------------|----------------------|----------------------------------|-------|-------|
| Apartment and<br>Other<br>Appartements et<br>autres | Barrie   | -                           | -                  | -                    | -                    | -                                | -     |       |
|   | Belleville                                       | -                           | -                  | -                    | -                    | -                                | -     |       |
|   | Brantford  | -                           | -                  | -                    | -                    | -                                | -     |       |
|   | Cape Breton                                      | -                           | -                  | -                    | -                    | -                                | -     |       |
|   | Charlottetown                                    | -                           | -                  | -                    | -                    | -                                | -     |       |
|   | Chatham-Kent                                     | -                           | -                  | -                    | -                    | -                                | -     |       |
|   | Chilliwack                                       | -                           | -                  | -                    | -                    | -                                | -     |       |
|   | Cornwall   | -                           | -                  | -                    | -                    | -                                | -     |       |
|   | Drummondville                                    | -                           | 21                 | -                    | -                    | -                                | 21    |       |
|   | Fredericton                                      | -                           | -                  | -                    | -                    | -                                | -     |       |
|   | Granby   | 2                           | 23                 | -                    | -                    | -                                | 25    |       |
|   | Guelph   | -                           | -                  | -                    | -                    | -                                | -     |       |
|   | Kamloops   | -                           | -                  | -                    | -                    | -                                | -     |       |
|   | Kawartha Lakes                                   | -                           | -                  | -                    | -                    | -                                | -     |       |
|   | Kelowna  | -                           | -                  | 216                  | -                    | -                                | 216   |       |
|   | Lethbridge                                       | -                           | -                  | -                    | -                    | -                                | -     |       |
|   | Medicine Hat                                     | -                           | -                  | -                    | -                    | -                                | -     |       |
|   | Moncton  | -                           | 8                  | -                    | -                    | -                                | 8     |       |
|   | Nanaimo  | -                           | -                  | 4                    | -                    | -                                | 4     |       |
|   | Norfolk  | -                           | -                  | -                    | -                    | -                                | -     |       |
|   | North Bay  | -                           | -                  | -                    | -                    | -                                | -     |       |
|   | Peterborough                                     | -                           | -                  | -                    | -                    | -                                | -     |       |
|   | Prince George                                    | -                           | -                  | -                    | -                    | -                                | -     |       |
|   | Red Deer   | -                           | -                  | 70                   | -                    | -                                | 70    |       |
|   | Saint-Jean-<br>Iberville                         | -                           | 22                 | -                    | -                    | -                                | 22    |       |
|   | Sarnia   | -                           | -                  | -                    | -                    | -                                | -     |       |
|   | Sault Ste. Marie                                 | -                           | -                  | -                    | -                    | -                                | -     |       |
|   | Shawinigan                                       | -                           | -                  | -                    | -                    | -                                | -     |       |
|   | Vernon   | -                           | -                  | -                    | -                    | -                                | -     |       |
|   | <b>Large CA Total /<br/>Total Grandes<br/>AR</b> |                             | 2                  | 74                   | 290                  | -                                | -     | 366   |
|   | <b>Canada (50 000+)</b>                          |                             | 122                | 1,101                | 2,767                | 12                               | -     | 4,002 |

Table F6-4 - Tableau F6-4

Dwelling Completions by Intended Market (Large CA) - Logements achevés par marché visé (Grandes AR)

April 2003 - avril 2003

|       |  | Homeownership<br>Prop.-occ. | Rental<br>Locatifs | Condo<br>Copropriété | Co-op<br>Coopératifs | Not Available<br>Non disponibles | Total         |
|-------|--|-----------------------------|--------------------|----------------------|----------------------|----------------------------------|---------------|
| Total | Barrie                                       | 192                         | -                  | -                    | -                    | -                                | 192           |
|       | Belleville                                   | 17                          | -                  | -                    | -                    | -                                | 17            |
|       | Brantford                                    | 83                          | -                  | 13                   | -                    | -                                | 96            |
|       | Cape Breton                                  | 8                           | -                  | -                    | -                    | -                                | 8             |
|       | Charlottetown                                | 18                          | 2                  | -                    | -                    | -                                | 20            |
|       | Chatham-Kent                                 | 6                           | -                  | -                    | -                    | -                                | 6             |
|       | Chilliwack                                   | 18                          | -                  | 14                   | -                    | -                                | 32            |
|       | Cornwall                                     | -                           | -                  | -                    | -                    | -                                | -             |
|       | Drummondville                                | 19                          | 21                 | -                    | -                    | -                                | 40            |
|       | Fredericton                                  | 16                          | 2                  | -                    | -                    | -                                | 18            |
|       | Granby                                       | 16                          | 23                 | -                    | -                    | -                                | 39            |
|       | Guelph                                       | 84                          | -                  | -                    | -                    | -                                | 84            |
|       | Kamloops                                     | 15                          | -                  | -                    | -                    | -                                | 15            |
|       | Kawartha Lakes                               | 17                          | -                  | -                    | -                    | -                                | 17            |
|       | Kelowna                                      | 84                          | 10                 | 216                  | -                    | -                                | 310           |
|       | Lethbridge                                   | 42                          | -                  | -                    | -                    | -                                | 42            |
|       | Medicine Hat                                 | 54                          | 10                 | 6                    | -                    | -                                | 70            |
|       | Moncton                                      | 94                          | 17                 | -                    | -                    | -                                | 111           |
|       | Nanaimo                                      | 33                          | 3                  | 11                   | -                    | -                                | 47            |
|       | Norfolk                                      | 13                          | -                  | 12                   | -                    | -                                | 25            |
|       | North Bay                                    | 5                           | -                  | -                    | -                    | -                                | 5             |
|       | Peterborough                                 | 28                          | -                  | -                    | -                    | -                                | 28            |
|       | Prince George                                | 5                           | -                  | -                    | -                    | -                                | 5             |
|       | Red Deer                                     | 101                         | -                  | 72                   | -                    | -                                | 173           |
|       | Saint-Jean-Iberville                         | 26                          | 22                 | -                    | -                    | -                                | 48            |
|       | Sarnia                                       | 12                          | -                  | -                    | -                    | -                                | 12            |
|       | Sault Ste. Marie                             | 15                          | -                  | -                    | -                    | -                                | 15            |
|       | Shawinigan                                   | 5                           | -                  | -                    | -                    | -                                | 5             |
|       | Vernon                                       | 23                          | -                  | -                    | -                    | -                                | 23            |
|       | <b>Large CA Total /<br/>Total Grandes AR</b> | <b>1,049</b>                | <b>110</b>         | <b>344</b>           | <b>-</b>             | <b>-</b>                         | <b>1,503</b>  |
|       | <b>Canada (50 000+)</b>                      | <b>7,994</b>                | <b>1,195</b>       | <b>3,475</b>         | <b>12</b>            | <b>-</b>                         | <b>12,676</b> |

Table F7-1 - Tableau F7-1

Dwelling Completions by Intended Market (CMA) - Logements achevés par marché visé (RMR)

January - April 2003 - janvier - avril 2003

|   |                            | Homeownership<br>Prop.-occ. | Rental<br>Locatifs | Condo<br>Copropriété | Co-op<br>Coopératifs | Not Available<br>Non disponibles | Total  |
|---|----------------------------|-----------------------------|--------------------|----------------------|----------------------|----------------------------------|--------|
| Singles/Semis<br>Individuelles/<br>Jumelées | Abbotsford                 | 156                         | -                  | 3                    | -                    | -                                | 159    |
|   | Calgary                    | 2,790                       | 2                  | 155                  | -                    | -                                | 2,947  |
|   | Edmonton                   | 2,181                       | -                  | 178                  | -                    | -                                | 2,359  |
|   | Greater Sudbury            | 65                          | -                  | -                    | -                    | -                                | 65     |
|   | Halifax                    | 515                         | 9                  | -                    | -                    | -                                | 524    |
|   | Hamilton                   | 541                         | -                  | 7                    | -                    | -                                | 548    |
|   | Kingston                   | 203                         | -                  | -                    | -                    | -                                | 203    |
|   | Kitchener                  | 786                         | -                  | 2                    | -                    | -                                | 788    |
|   | London                     | 437                         | -                  | 23                   | -                    | -                                | 460    |
|   | Montréal                   | 2,137                       | -                  | 4                    | -                    | -                                | 2,141  |
|   | Oshawa                     | 736                         | -                  | -                    | -                    | -                                | 736    |
|   | Ottawa-Gatineau            | 1,653                       | 2                  | -                    | -                    | -                                | 1,655  |
|   | Gatineau                   | 656                         | -                  | -                    | -                    | -                                | 656    |
|   | Ottawa                     | 997                         | 2                  | -                    | -                    | -                                | 999    |
|   | Québec                     | 597                         | -                  | -                    | -                    | -                                | 597    |
|   | Regina                     | 154                         | -                  | 4                    | -                    | -                                | 158    |
|   | Saguenay                   | 48                          | -                  | -                    | -                    | -                                | 48     |
|   | St. Catharines-<br>Niagara | 300                         | -                  | -                    | -                    | -                                | 300    |
|   | Saint John                 | 87                          | 1                  | -                    | -                    | -                                | 88     |
|   | St. John's                 | 304                         | -                  | -                    | -                    | -                                | 304    |
|   | Saskatoon                  | 210                         | 6                  | 4                    | -                    | -                                | 220    |
|   | Sherbrooke                 | 88                          | -                  | -                    | -                    | -                                | 88     |
|   | Thunder Bay                | 53                          | -                  | -                    | -                    | -                                | 53     |
|   | Toronto                    | 6,708                       | -                  | 18                   | -                    | -                                | 6,726  |
|   | Trois-Rivières             | 88                          | -                  | -                    | -                    | -                                | 88     |
|   | Vancouver                  | 1,609                       | 11                 | 106                  | -                    | -                                | 1,726  |
|   | Victoria                   | 207                         | 7                  | 25                   | -                    | -                                | 239    |
|   | Windsor                    | 685                         | -                  | -                    | -                    | -                                | 685    |
|   | Winnipeg                   | 230                         | -                  | 4                    | -                    | -                                | 234    |
|   | <b>CMA Total</b>           |                             |                    |                      |                      |                                  |        |
| <b>Total RMR</b>                            |                            | 23,568                      | 38                 | 533                  | -                    | -                                | 24,139 |

Table F7-2 - Tableau F7-2

Dwelling Completions by Intended Market (CMA) - Logements achevés par marché visé (RMR)

January - April 2003 - janvier - avril 2003

|                  |                        | Homeownership<br>Prop.-occ. | Rental<br>Locatifs | Condo<br>Copropriété | Co-op<br>Coopératifs | Not Available<br>Non disponibles | Total |
|------------------|------------------------|-----------------------------|--------------------|----------------------|----------------------|----------------------------------|-------|
| Row<br>En Bande  | Abbotsford             | -                           | -                  | 9                    | -                    | -                                | 9     |
|                  | Calgary                | 39                          | -                  | 241                  | -                    | -                                | 280   |
|                  | Edmonton               | 8                           | 10                 | 75                   | -                    | -                                | 93    |
|                  | Greater Sudbury        | -                           | -                  | -                    | -                    | -                                | -     |
|                  | Halifax                | 21                          | -                  | 12                   | -                    | -                                | 33    |
|                  | Hamilton               | 145                         | 3                  | 191                  | -                    | -                                | 339   |
|                  | Kingston               | -                           | -                  | -                    | -                    | -                                | -     |
|                  | Kitchener              | 147                         | 6                  | 11                   | -                    | -                                | 164   |
|                  | London                 | 9                           | -                  | 66                   | -                    | -                                | 75    |
|                  | Montréal               | 28                          | 3                  | 123                  | -                    | -                                | 154   |
|                  | Oshawa                 | 81                          | -                  | -                    | -                    | -                                | 81    |
|                  | Ottawa-Gatineau        | 503                         | 57                 | 3                    | -                    | -                                | 563   |
|                  | Gatineau               | 7                           | -                  | 3                    | -                    | -                                | 10    |
|                  | Ottawa                 | 496                         | 57                 | -                    | -                    | -                                | 553   |
|                  | Québec                 | 7                           | -                  | 7                    | -                    | -                                | 14    |
|                  | Regina                 | 4                           | -                  | 14                   | -                    | -                                | 18    |
|                  | Saguenay               | -                           | -                  | -                    | -                    | -                                | -     |
|                  | St. Catharines-Niagara | 7                           | -                  | 12                   | -                    | -                                | 19    |
|                  | Saint John             | 5                           | 4                  | -                    | -                    | -                                | 9     |
|                  | St. John's             | 8                           | -                  | 4                    | -                    | -                                | 12    |
|                  | Saskatoon              | -                           | 4                  | 48                   | -                    | -                                | 52    |
|                  | Sherbrooke             | -                           | -                  | -                    | -                    | -                                | -     |
|                  | Thunder Bay            | -                           | -                  | -                    | -                    | -                                | -     |
|                  | Toronto                | 1,225                       | 64                 | 431                  | -                    | -                                | 1,720 |
|                  | Trois-Rivières         | -                           | -                  | -                    | -                    | -                                | -     |
|                  | Vancouver              | -                           | 43                 | 483                  | -                    | -                                | 526   |
|                  | Victoria               | -                           | -                  | 38                   | -                    | -                                | 38    |
|                  | Windsor                | 64                          | -                  | -                    | -                    | -                                | 64    |
|                  | Winnipeg               | -                           | -                  | -                    | -                    | -                                | -     |
|                  | <b>CMA Total</b>       |                             |                    |                      |                      |                                  |       |
| <b>Total RMR</b> |                        | 2,301                       | 194                | 1,768                | -                    | -                                | 4,263 |

Table F7-3 - Tableau F7-3

Dwelling Completions by Intended Market (CMA) - Logements achevés par marché visé (RMR)

January - April 2003 - janvier - avril 2003

|   |                            | Homeownership<br>Prop.-occ. | Rental<br>Locatifs | Condo<br>Copropriété | Co-op<br>Coopératifs | Not Available<br>Non disponibles | Total |
|---|----------------------------|-----------------------------|--------------------|----------------------|----------------------|----------------------------------|-------|
| Apartment and<br>Other<br>Appartements et<br>autres | Abbotsford                 | 36                          | 102                | -                    | -                    | -                                | 138   |
|   | Calgary                    | -                           | 483                | 668                  | -                    | -                                | 1,151 |
|   | Edmonton                   | -                           | 421                | 91                   | -                    | -                                | 512   |
|   | Greater<br>Sudbury         | -                           | -                  | -                    | -                    | -                                | -     |
|   | Halifax                    | -                           | 144                | 20                   | -                    | -                                | 164   |
|   | Hamilton                   | -                           | 12                 | -                    | -                    | -                                | 12    |
|   | Kingston                   | -                           | -                  | -                    | -                    | -                                | -     |
|   | Kitchener                  | -                           | 10                 | -                    | -                    | -                                | 10    |
|   | London                     | -                           | -                  | -                    | -                    | -                                | -     |
|   | Montréal                   | 78                          | 733                | 992                  | 18                   | -                                | 1,821 |
|   | Oshawa                     | -                           | -                  | 90                   | -                    | -                                | 90    |
|   | Ottawa-<br>Gatineau        | 24                          | 170                | -                    | -                    | -                                | 194   |
|   | Gatineau                   | 24                          | 149                | -                    | -                    | -                                | 173   |
|   | Ottawa                     | -                           | 21                 | -                    | -                    | -                                | 21    |
|   | Québec                     | 54                          | 140                | 45                   | -                    | -                                | 239   |
|   | Regina                     | -                           | -                  | 66                   | -                    | -                                | 66    |
|   | Saguenay                   | 4                           | 273                | -                    | -                    | -                                | 277   |
|   | St. Catharines-<br>Niagara | -                           | -                  | -                    | -                    | -                                | -     |
|   | Saint John                 | 2                           | -                  | -                    | -                    | -                                | 2     |
|   | St. John's                 | 46                          | 48                 | -                    | -                    | -                                | 94    |
|   | Saskatoon                  | -                           | -                  | 24                   | -                    | -                                | 24    |
|   | Sherbrooke                 | -                           | 40                 | 12                   | -                    | -                                | 52    |
|   | Thunder Bay                | -                           | 6                  | -                    | -                    | -                                | 6     |
|   | Toronto                    | -                           | 230                | 4,111                | -                    | -                                | 4,341 |
|   | Trois-Rivières             | 2                           | 8                  | 6                    | -                    | -                                | 16    |
|   | Vancouver                  | 90                          | 591                | 610                  | -                    | -                                | 1,291 |
|   | Victoria                   | -                           | 24                 | 37                   | -                    | -                                | 61    |
|   | Windsor                    | -                           | -                  | 39                   | -                    | -                                | 39    |
|   | Winnipeg                   | -                           | 72                 | -                    | -                    | -                                | 72    |
|   | <b>CMA Total</b>           |                             | 336                | 3,507                | 6,811                | 18                               | -     |
| <b>Total RMR</b>                                    |                            |                             |                    |                      |                      |                                  |       |



Table F7-4 - Tableau F7-4

Dwelling Completions by Intended Market (CMA) - Logements achevés par marché visé (RMR)

January - April 2003 - janvier - avril 2003

|       |                        | Homeownership<br>Prop.-occ. | Rental<br>Locatifs | Condo<br>Copropriété | Co-op<br>Coopératifs | Not Available<br>Non disponibles | Total  |
|-------|------------------------|-----------------------------|--------------------|----------------------|----------------------|----------------------------------|--------|
| Total | Abbotsford             | 192                         | 102                | 12                   | -                    | -                                | 306    |
|       | Calgary                | 2,829                       | 485                | 1,064                | -                    | -                                | 4,378  |
|       | Edmonton               | 2,189                       | 431                | 344                  | -                    | -                                | 2,964  |
|       | Greater Sudbury        | 65                          | -                  | -                    | -                    | -                                | 65     |
|       | Halifax                | 536                         | 153                | 32                   | -                    | -                                | 721    |
|       | Hamilton               | 686                         | 15                 | 198                  | -                    | -                                | 899    |
|       | Kingston               | 203                         | -                  | -                    | -                    | -                                | 203    |
|       | Kitchener              | 933                         | 16                 | 13                   | -                    | -                                | 962    |
|       | London                 | 446                         | -                  | 89                   | -                    | -                                | 535    |
|       | Montréal               | 2,243                       | 736                | 1,119                | 18                   | -                                | 4,116  |
|       | Oshawa                 | 817                         | -                  | 90                   | -                    | -                                | 907    |
|       | Ottawa-Gatineau        | 2,180                       | 229                | 3                    | -                    | -                                | 2,412  |
|       | Gatineau               | 687                         | 149                | 3                    | -                    | -                                | 839    |
|       | Ottawa                 | 1,493                       | 80                 | -                    | -                    | -                                | 1,573  |
|       | Québec                 | 658                         | 140                | 52                   | -                    | -                                | 850    |
|       | Regina                 | 158                         | -                  | 84                   | -                    | -                                | 242    |
|       | Saguenay               | 52                          | 273                | -                    | -                    | -                                | 325    |
|       | St. Catharines-Niagara | 307                         | -                  | 12                   | -                    | -                                | 319    |
|       | Saint John             | 94                          | 5                  | -                    | -                    | -                                | 99     |
|       | St. John's             | 358                         | 48                 | 4                    | -                    | -                                | 410    |
|       | Saskatoon              | 210                         | 10                 | 76                   | -                    | -                                | 296    |
|       | Sherbrooke             | 88                          | 40                 | 12                   | -                    | -                                | 140    |
|       | Thunder Bay            | 53                          | 6                  | -                    | -                    | -                                | 59     |
|       | Toronto                | 7,933                       | 294                | 4,560                | -                    | -                                | 12,787 |
|       | Trois-Rivières         | 90                          | 8                  | 6                    | -                    | -                                | 104    |
|       | Vancouver              | 1,699                       | 645                | 1,199                | -                    | -                                | 3,543  |
|       | Victoria               | 207                         | 31                 | 100                  | -                    | -                                | 338    |
|       | Windsor                | 749                         | -                  | 39                   | -                    | -                                | 788    |
|       | Winnipeg               | 230                         | 72                 | 4                    | -                    | -                                | 306    |
|       | <b>CMA Total</b>       |                             |                    |                      |                      |                                  |        |
|       | <b>Total RMR</b>       | 26,205                      | 3,739              | 9,112                | 18                   | -                                | 39,074 |

Table F8-1 - Tableau F8-1

Dwelling Completions by Intended Market (Large CA) - Logements achevés par marché visé (Grandes AR)

January - April 2003 - janvier - avril 2003

|   |  | Homeownership<br>Prop.-occ. | Rental<br>Locatifs | Condo<br>Copropriété | Co-op<br>Coopératifs | Not Available<br>Non disponibles | Total  |
|---|--|-----------------------------|--------------------|----------------------|----------------------|----------------------------------|--------|
| Singles/Semis<br>Individuelles/<br>Jumelées | Barrie                                       | 602                         | -                  | -                    | -                    | -                                | 602    |
|   | Belleville                                   | 102                         | -                  | -                    | -                    | -                                | 102    |
|   | Brantford                                    | 153                         | -                  | -                    | -                    | -                                | 153    |
|   | Cape Breton                                  | 34                          | 7                  | -                    | -                    | -                                | 41     |
|   | Charlottetown                                | 70                          | 2                  | -                    | -                    | -                                | 72     |
|   | Chatham-Kent                                 | 17                          | -                  | -                    | -                    | -                                | 17     |
|   | Chilliwack                                   | 76                          | -                  | 25                   | -                    | -                                | 101    |
|   | Cornwall                                     | 61                          | -                  | -                    | -                    | -                                | 61     |
|   | Drummondville                                | 49                          | -                  | -                    | -                    | -                                | 49     |
|   | Fredericton                                  | 115                         | 10                 | -                    | -                    | -                                | 125    |
|   | Granby                                       | 62                          | -                  | -                    | -                    | -                                | 62     |
|   | Guelph                                       | 199                         | -                  | -                    | -                    | -                                | 199    |
|   | Kamloops                                     | 68                          | -                  | 2                    | -                    | -                                | 70     |
|   | Kawartha Lakes                               | 91                          | -                  | -                    | -                    | -                                | 91     |
|   | Kelowna                                      | 263                         | 25                 | -                    | -                    | -                                | 288    |
|   | Lethbridge                                   | 138                         | -                  | 2                    | -                    | -                                | 140    |
|   | Medicine Hat                                 | 133                         | 2                  | 7                    | -                    | -                                | 142    |
|   | Moncton                                      | 322                         | 34                 | -                    | -                    | -                                | 356    |
|   | Nanaimo                                      | 106                         | 15                 | 10                   | -                    | -                                | 131    |
|   | Norfolk                                      | 54                          | -                  | -                    | -                    | -                                | 54     |
|   | North Bay                                    | 27                          | -                  | -                    | -                    | -                                | 27     |
|   | Peterborough                                 | 103                         | -                  | -                    | -                    | -                                | 103    |
|   | Prince George                                | 36                          | -                  | -                    | -                    | -                                | 36     |
|   | Red Deer                                     | 333                         | -                  | 9                    | -                    | -                                | 342    |
|   | Saint-Jean-Iberville                         | 93                          | -                  | -                    | -                    | -                                | 93     |
|   | Sarnia                                       | 54                          | -                  | -                    | -                    | -                                | 54     |
|   | Sault Ste. Marie                             | 24                          | -                  | -                    | -                    | -                                | 24     |
|   | Shawinigan                                   | 13                          | -                  | -                    | -                    | -                                | 13     |
|   | Vernon                                       | 58                          | -                  | -                    | -                    | -                                | 58     |
|   | <b>Large CA Total /<br/>Total Grandes AR</b> |                             | 3,456              | 95                   | 55                   | -                                | -      |
| <b>Canada (50 000+)</b>                     |  | 27,024                      | 133                | 588                  | -                    | -                                | 27,745 |

Table F8-2 - Tableau F8-2

Dwelling Completions by Intended Market (Large CA) - Logements achevés par marché visé (Grandes AR)

January - April 2003 - janvier - avril 2003

|                 |  | Homeownership<br>Prop.-occ. | Rental<br>Locatifs | Condo<br>Copropriété | Co-op<br>Coopératifs | Not Available<br>Non disponibles | Total        |
|-----------------|--|-----------------------------|--------------------|----------------------|----------------------|----------------------------------|--------------|
| Row<br>En Bande | Barrie                                       | 93                          | -                  | -                    | -                    | -                                | 93           |
|                 | Belleville                                   | 3                           | -                  | 4                    | -                    | -                                | 7            |
|                 | Brantford                                    | 11                          | -                  | 13                   | -                    | -                                | 24           |
|                 | Cape Breton                                  | -                           | -                  | -                    | -                    | -                                | -            |
|                 | Charlottetown                                | -                           | -                  | -                    | -                    | -                                | -            |
|                 | Chatham-Kent                                 | -                           | -                  | -                    | -                    | -                                | -            |
|                 | Chilliwack                                   | -                           | -                  | 19                   | -                    | -                                | 19           |
|                 | Cornwall                                     | -                           | -                  | -                    | -                    | -                                | -            |
|                 | Drummondville                                | -                           | -                  | -                    | -                    | -                                | -            |
|                 | Fredericton                                  | -                           | -                  | -                    | -                    | -                                | -            |
|                 | Granby                                       | -                           | -                  | -                    | -                    | -                                | -            |
|                 | Guelph                                       | 50                          | 24                 | -                    | -                    | -                                | 74           |
|                 | Kamloops                                     | -                           | -                  | 4                    | -                    | -                                | 4            |
|                 | Kawartha Lakes                               | -                           | -                  | -                    | -                    | -                                | -            |
|                 | Kelowna                                      | -                           | -                  | 3                    | -                    | -                                | 3            |
|                 | Lethbridge                                   | -                           | 8                  | -                    | -                    | -                                | 8            |
|                 | Medicine Hat                                 | 7                           | 20                 | -                    | -                    | -                                | 27           |
|                 | Moncton                                      | -                           | -                  | -                    | -                    | -                                | -            |
|                 | Nanaimo                                      | -                           | -                  | 8                    | -                    | -                                | 8            |
|                 | Norfolk                                      | -                           | -                  | 12                   | -                    | -                                | 12           |
|                 | North Bay                                    | -                           | -                  | -                    | -                    | -                                | -            |
|                 | Peterborough                                 | 16                          | -                  | -                    | -                    | -                                | 16           |
|                 | Prince George                                | -                           | -                  | -                    | -                    | -                                | -            |
|                 | Red Deer                                     | -                           | 3                  | 16                   | -                    | -                                | 19           |
|                 | Saint-Jean-Iberville                         | 3                           | -                  | -                    | -                    | -                                | 3            |
|                 | Sarnia                                       | 7                           | -                  | -                    | -                    | -                                | 7            |
|                 | Sault Ste. Marie                             | 3                           | -                  | -                    | -                    | -                                | 3            |
|                 | Shawinigan                                   | -                           | -                  | -                    | -                    | -                                | -            |
|                 | Vernon                                       | -                           | -                  | 6                    | -                    | -                                | 6            |
|                 | <b>Large CA Total /<br/>Total Grandes AR</b> | <b>193</b>                  | <b>55</b>          | <b>85</b>            | <b>-</b>             | <b>-</b>                         | <b>333</b>   |
|                 | <b>Canada (50 000+)</b>                      | <b>2,494</b>                | <b>249</b>         | <b>1,853</b>         | <b>-</b>             | <b>-</b>                         | <b>4,596</b> |

Table F8-3 - Tableau F8-3

Dwelling Completions by Intended Market (Large CA) - Logements achevés par marché visé (Grandes AR)

January - April 2003 - janvier - avril 2003

|   |  | Homeownership<br>Prop.-occ. | Rental<br>Locatifs | Condo<br>Copropriété | Co-op<br>Coopératifs | Not Available<br>Non disponibles | Total |        |
|---|--|-----------------------------|--------------------|----------------------|----------------------|----------------------------------|-------|--------|
| Apartment and<br>Other<br>Appartements et<br>autres | Barrie   | -                           | -                  | -                    | -                    | -                                | -     |        |
|   | Belleville                                       | -                           | -                  | -                    | -                    | -                                | -     |        |
|   | Brantford  | -                           | -                  | -                    | -                    | -                                | -     |        |
|   | Cape Breton                                      | -                           | -                  | -                    | -                    | -                                | -     |        |
|   | Charlottetown                                    | -                           | -                  | -                    | -                    | -                                | -     |        |
|   | Chatham-Kent                                     | -                           | -                  | -                    | -                    | -                                | -     |        |
|   | Chilliwack                                       | -                           | -                  | -                    | -                    | -                                | -     |        |
|   | Cornwall   | -                           | -                  | -                    | -                    | -                                | -     |        |
|   | Drummondville                                    | 2                           | 80                 | -                    | -                    | -                                | 82    |        |
|   | Fredericton                                      | 6                           | 8                  | -                    | -                    | -                                | 14    |        |
|   | Granby   | 2                           | 27                 | -                    | -                    | -                                | 29    |        |
|   | Guelph   | -                           | -                  | -                    | -                    | -                                | -     |        |
|   | Kamloops   | -                           | -                  | -                    | -                    | -                                | -     |        |
|   | Kawartha Lakes                                   | -                           | -                  | -                    | -                    | -                                | -     |        |
|   | Kelowna  | -                           | -                  | 266                  | -                    | -                                | 266   |        |
|   | Lethbridge                                       | -                           | -                  | -                    | -                    | -                                | -     |        |
|   | Medicine Hat                                     | -                           | -                  | 20                   | -                    | -                                | 20    |        |
|   | Moncton  | 2                           | 173                | -                    | -                    | -                                | 175   |        |
|   | Nanaimo  | -                           | 21                 | 4                    | -                    | -                                | 25    |        |
|   | Norfolk  | -                           | -                  | -                    | -                    | -                                | -     |        |
|   | North Bay  | -                           | -                  | -                    | -                    | -                                | -     |        |
|   | Peterborough                                     | -                           | 14                 | -                    | -                    | -                                | 14    |        |
|   | Prince George                                    | -                           | -                  | -                    | -                    | -                                | -     |        |
|   | Red Deer   | -                           | -                  | 370                  | -                    | -                                | 370   |        |
|   | Saint-Jean-<br>Iberville                         | -                           | 43                 | -                    | -                    | -                                | 43    |        |
|   | Sarnia   | -                           | -                  | -                    | -                    | -                                | -     |        |
|   | Sault Ste. Marie                                 | -                           | -                  | -                    | -                    | -                                | -     |        |
|   | Shawinigan                                       | -                           | 4                  | -                    | -                    | -                                | 4     |        |
|   | Vernon   | -                           | -                  | -                    | -                    | -                                | -     |        |
|   | <b>Large CA Total /<br/>Total Grandes<br/>AR</b> |                             | 12                 | 370                  | 660                  | -                                | -     | 1,042  |
|   | <b>Canada (50 000+)</b>                          |                             | 348                | 3,877                | 7,471                | 18                               | -     | 11,714 |

Table F8-4 - Tableau F8-4

Dwelling Completions by Intended Market (Large CA) - Logements achevés par marché visé (Grandes AR)

January - April 2003 - janvier - avril 2003

|       |  | Homeownership<br>Prop.-occ. | Rental<br>Locatifs | Condo<br>Copropriété | Co-op<br>Coopératifs | Not Available<br>Non disponibles | Total |        |
|-------|--|-----------------------------|--------------------|----------------------|----------------------|----------------------------------|-------|--------|
| Total | Barrie                                       | 695                         | -                  | -                    | -                    | -                                | 695   |        |
|       | Belleville                                   | 105                         | -                  | 4                    | -                    | -                                | 109   |        |
|       | Brantford                                    | 164                         | -                  | 13                   | -                    | -                                | 177   |        |
|       | Cape Breton                                  | 34                          | 7                  | -                    | -                    | -                                | 41    |        |
|       | Charlottetown                                | 70                          | 2                  | -                    | -                    | -                                | 72    |        |
|       | Chatham-Kent                                 | 17                          | -                  | -                    | -                    | -                                | 17    |        |
|       | Chilliwack                                   | 76                          | -                  | 44                   | -                    | -                                | 120   |        |
|       | Cornwall                                     | 61                          | -                  | -                    | -                    | -                                | 61    |        |
|       | Drummondville                                | 51                          | 80                 | -                    | -                    | -                                | 131   |        |
|       | Fredericton                                  | 121                         | 18                 | -                    | -                    | -                                | 139   |        |
|       | Granby                                       | 64                          | 27                 | -                    | -                    | -                                | 91    |        |
|       | Guelph                                       | 249                         | 24                 | -                    | -                    | -                                | 273   |        |
|       | Kamloops                                     | 68                          | -                  | 6                    | -                    | -                                | 74    |        |
|       | Kawartha Lakes                               | 91                          | -                  | -                    | -                    | -                                | 91    |        |
|       | Kelowna                                      | 263                         | 25                 | 269                  | -                    | -                                | 557   |        |
|       | Lethbridge                                   | 138                         | 8                  | 2                    | -                    | -                                | 148   |        |
|       | Medicine Hat                                 | 140                         | 22                 | 27                   | -                    | -                                | 189   |        |
|       | Moncton                                      | 324                         | 207                | -                    | -                    | -                                | 531   |        |
|       | Nanaimo                                      | 106                         | 36                 | 22                   | -                    | -                                | 164   |        |
|       | Norfolk                                      | 54                          | -                  | 12                   | -                    | -                                | 66    |        |
|       | North Bay                                    | 27                          | -                  | -                    | -                    | -                                | 27    |        |
|       | Peterborough                                 | 119                         | 14                 | -                    | -                    | -                                | 133   |        |
|       | Prince George                                | 36                          | -                  | -                    | -                    | -                                | 36    |        |
|       | Red Deer                                     | 333                         | 3                  | 395                  | -                    | -                                | 731   |        |
|       | Saint-Jean-Iberville                         | 96                          | 43                 | -                    | -                    | -                                | 139   |        |
|       | Sarnia                                       | 61                          | -                  | -                    | -                    | -                                | 61    |        |
|       | Sault Ste. Marie                             | 27                          | -                  | -                    | -                    | -                                | 27    |        |
|       | Shawinigan                                   | 13                          | 4                  | -                    | -                    | -                                | 17    |        |
|       | Vernon                                       | 58                          | -                  | 6                    | -                    | -                                | 64    |        |
|       | <b>Large CA Total /<br/>Total Grandes AR</b> |                             | 3,661              | 520                  | 800                  | -                                | -     | 4,981  |
|       | <b>Canada (50 000+)</b>                      |                             | 29,866             | 4,259                | 9,912                | 18                               | -     | 44,055 |



HOUSING


INFORMATION

MONTHLY

VOLUME G

MARKET AND SOCIAL HOUSING  
(CANADA AND PROVINCIAL)

APRIL 2003



BULLETIN

MENSUEL

D'INFORMATION

SUR LE LOGEMENT

VOLUME G

LOGEMENT SOCIAUX ET DU  
MARCHÉ (CANADA ET PAR  
PROVINCE)

AVRIL 2003

MARKET ANALYSIS CENTRE

CENTRE D'ANALYSE DE MARCHÉ



Canada

Get this publication earlier! Switch your current hardcopy subscription to e-mailed PDF. Contact CMHC at (613) 748-2006 or by e-mail at [Market\\_Analysis\\_Centre@cmhc-schl.gc.ca](mailto:Market_Analysis_Centre@cmhc-schl.gc.ca) to get your copy sent to you by e-mail.

Obtenez votre copie plus rapidement avec la distribution par courriel! Contactez le (613)748-2006 ou [centre\\_d'analyse\\_de\\_marche@cmhc-schl.gc.ca](mailto:centre_d'analyse_de_marche@cmhc-schl.gc.ca) pour les détails.

©2003, Canada Mortgage and Housing Corporation  
ISSN 1192-7984 Printed in Canada  
Electronic Product # 61504GBE

©2003, Société canadienne d'hypothèques et de logement  
ISSN 1192-7984 Imprimé au Canada  
Numéro de produit électronique 61504GBE

# HOUSING INFORMATION MONTHLY

VOLUME G

MARKET AND SOCIAL HOUSING  
(CANADA AND PROVINCIAL)

APRIL 2003

## **Centres 50 000+**

Table G1: Starts, Completions and Under Construction of Social and Market Housing

Table G2: Starts and Completions of Social and Market Housing (Cummulative)

## **Centres 10 000+ (Available Quarterly)**

Table G3: Starts, Completions and Under Construction of Social and Market Housing

Table G4: Starts and Completions of Social and Market Housing (Cummulative)

# BULLETIN MENSUEL D'INFORMATION SUR LE LOGEMENT

VOLUME G

LOGEMENT SOCIAUX ET DU  
MARCHÉ (CANADA ET PAR  
PROVINCE)

AVRIL 2003

## **Les centres de 50 000 habitants et plus**

Tableau G1: Logements sociaux et du marché mis en chantier, achévés, et en construction

Tableau G2: Logements sociaux et du marché mis en chantier et achévés (cummulatif)

## **Les centres de 10 000 habitants et plus (Disponible trimestriellement)**

Tableau G3: Logements sociaux et du marché mis en chantier, achévés, et en construction

Tableau G4: Logements sociaux et du marché mis en chantier et achévés (cummulatif)

Data on 2001 Census Definitions. / Données fondées sur les définitions du recensement de 2001.





Table G1 - Tableau G1

Starts, Completions, and Under Construction of Social and Market Housing  
 Logements sociaux et du marché mis en chantier, achevés, et en construction  
 Centres 50 000+ - Les centres de 50 000 habitants et plus  
 April 2003 - avril 2003

|   |                        | Social Housing / Logements sociaux          |                    |                      |       | Market Housing / Logements du marché        |                    |                      |         | Total                                       |                    |                      |  |         |
|---|------------------------|---|--------------------|----------------------|-------|---|--------------------|----------------------|---------|---|--------------------|----------------------|--|---------|
|   |                        | Homeowner<br>Condo<br>Prop.-occ.<br>Coprop. | Rental<br>Locatifs | Co-op<br>Coopératifs | Total | Homeowner<br>Condo<br>Prop.-occ.<br>Coprop. | Rental<br>Locatifs | Co-op<br>Coopératifs | Total   | Homeowner<br>Condo<br>Prop.-occ.<br>Coprop. | Rental<br>Locatifs | Co-op<br>Coopératifs | Not<br>Available<br>Non<br>disponibles | Total   |
| Starts / Mis<br>en chantier                   | Nfld.Lab./T.-<br>N.-L. | -   | -                  | -                    | -     | 113   | -                  | -                    | 113     | 113   | -                  | -                    | -                                      | 113     |
|   | P.E.I./Î.-P.-<br>É.    | -   | -                  | -                    | -     | 20  | -                  | -                    | 20      | 20  | -                  | -                    | -                                      | 20      |
|   | N.S./N.-É.             | -   | -                  | -                    | -     | 145   | 1                  | -                    | 146     | 145   | 1                  | -                    | -                                      | 146     |
|   | N.B./N.-B.             | -   | -                  | -                    | -     | 104   | 177                | -                    | 281     | 104   | 177                | -                    | -                                      | 281     |
|   | Que./Qc                | -   | 10                 | -                    | 10    | 3,399                                       | 454                | -                    | 3,853   | 3,399                                       | 464                | -                    | -                                      | 3,863   |
|   | Ont./Ont.              | -   | -                  | -                    | -     | 6,051                                       | 186                | -                    | 6,237   | 6,051                                       | 186                | -                    | -                                      | 6,237   |
|   | Man./Man.              | -   | -                  | -                    | -     | 132   | -                  | -                    | 132     | 132   | -                  | -                    | -                                      | 132     |
|   | Sask./Sask.            | -   | -                  | -                    | -     | 196   | 134                | -                    | 330     | 196   | 134                | -                    | -                                      | 330     |
|   | Alta/Alb.              | -   | -                  | -                    | -     | 2,318                                       | 352                | -                    | 2,670   | 2,318                                       | 352                | -                    | -                                      | 2,670   |
|   | B.C./C.-B.             | -   | -                  | -                    | -     | 1,981                                       | 64                 | -                    | 2,045   | 1,981                                       | 64                 | -                    | -                                      | 2,045   |
|   | Canada                 | -   | 10                 | -                    | 10    | 14,459                                      | 1,368              | -                    | 15,827  | 14,459                                      | 1,378              | -                    | -                                      | 15,837  |
| Completion /<br>Achevés                       | Nfld.Lab./T.-<br>N.-L. | -   | -                  | -                    | -     | 104   | -                  | -                    | 104     | 104   | -                  | -                    | -                                      | 104     |
|   | P.E.I./Î.-P.-<br>É.    | -   | -                  | -                    | -     | 18  | 2                  | -                    | 20      | 18  | 2                  | -                    | -                                      | 20      |
|   | N.S./N.-É.             | -   | -                  | -                    | -     | 115   | -                  | -                    | 115     | 115   | -                  | -                    | -                                      | 115     |
|   | N.B./N.-B.             | -   | -                  | -                    | -     | 138   | 20                 | -                    | 158     | 138   | 20                 | -                    | -                                      | 158     |
|   | Que./Qc                | -   | 9                  | 12                   | 21    | 1,513                                       | 683                | -                    | 2,196   | 1,513                                       | 692                | 12                   | -                                      | 2,217   |
|   | Ont./Ont.              | -   | -                  | -                    | -     | 6,069                                       | 22                 | -                    | 6,091   | 6,069                                       | 22                 | -                    | -                                      | 6,091   |
|   | Man./Man.              | -   | -                  | -                    | -     | 86  | -                  | -                    | 86      | 86  | -                  | -                    | -                                      | 86      |
|   | Sask./Sask.            | -   | -                  | -                    | -     | 151   | 10                 | -                    | 161     | 151   | 10                 | -                    | -                                      | 161     |
|   | Alta/Alb.              | -   | -                  | -                    | -     | 1,852                                       | 252                | -                    | 2,104   | 1,852                                       | 252                | -                    | -                                      | 2,104   |
|   | B.C./C.-B.             | -   | 28                 | -                    | 28    | 1,423                                       | 169                | -                    | 1,592   | 1,423                                       | 197                | -                    | -                                      | 1,620   |
|   | Canada                 | -   | 37                 | 12                   | 49    | 11,469                                      | 1,158              | -                    | 12,627  | 11,469                                      | 1,195              | 12                   | -                                      | 12,676  |
| Under<br>Construction<br>/ En<br>construction | Nfld.Lab./T.-<br>N.-L. | -   | -                  | -                    | -     | 474   | -                  | -                    | 474     | 474   | -                  | -                    | -                                      | 474     |
|   | P.E.I./Î.-P.-<br>É.    | -   | -                  | -                    | -     | 59  | 69                 | -                    | 128     | 59  | 69                 | -                    | -                                      | 128     |
|   | N.S./N.-É.             | -   | -                  | -                    | -     | 1,410                                       | 556                | -                    | 1,966   | 1,410                                       | 556                | -                    | -                                      | 1,966   |
|   | N.B./N.-B.             | -   | -                  | -                    | -     | 330   | 732                | -                    | 1,062   | 330   | 732                | -                    | -                                      | 1,062   |
|   | Que./Qc                | -   | 56                 | 125                  | 181   | 12,692                                      | 4,606              | -                    | 17,298  | 12,692                                      | 4,662              | 125                  | -                                      | 17,479  |
|   | Ont./Ont.              | -   | 237                | -                    | 237   | 44,552                                      | 4,958              | -                    | 49,510  | 44,552                                      | 5,195              | -                    | 81                                     | 49,828  |
|   | Man./Man.              | -   | -                  | -                    | -     | 973   | 84                 | -                    | 1,057   | 973   | 84                 | -                    | -                                      | 1,057   |
|   | Sask./Sask.            | -   | -                  | -                    | -     | 1,269                                       | 268                | -                    | 1,537   | 1,269                                       | 268                | -                    | -                                      | 1,537   |
|   | Alta/Alb.              | -   | -                  | -                    | -     | 17,038                                      | 2,320              | -                    | 19,358  | 17,038                                      | 2,320              | -                    | -                                      | 19,358  |
|   | B.C./C.-B.             | 1   | 231                | -                    | 232   | 13,231                                      | 1,478              | -                    | 14,709  | 13,232                                      | 1,709              | -                    | -                                      | 14,941  |
|   | Canada                 | 1   | 524                | 125                  | 650   | 92,028                                      | 15,071             | -                    | 107,099 | 92,029                                      | 15,595             | 125                  | 81                                     | 107,830 |

Table G2 - Tableau G2

Starts and Completions of Social and Market Housing  
 Logements sociaux et du marché mis en chantier et achevés  
 Centres 50 000+ - Les centres de 50 000 habitants et plus  
 January - April 2003 - janvier - avril 2003

|                             |                        | Social Housing / Logements sociaux          |                    |                      |       | Market Housing / Logements du marché        |                    |                      |        | Total                                       |                    |                      |  |        |
|-----------------------------|------------------------|---|--------------------|----------------------|-------|---|--------------------|----------------------|--------|---|--------------------|----------------------|--|--------|
|                             |                        | Homeowner<br>Condo<br>Prop.-occ.<br>Coprop. | Rental<br>Locatifs | Co-op<br>Coopératifs | Total | Homeowner<br>Condo<br>Prop.-occ.<br>Coprop. | Rental<br>Locatifs | Co-op<br>Coopératifs | Total  | Homeowner<br>Condo<br>Prop.-occ.<br>Coprop. | Rental<br>Locatifs | Co-op<br>Coopératifs | Not<br>Available<br>Non<br>disponibles | Total  |
| Starts / Mis<br>en chantier | Nfld.Lab./T.-<br>N.-L. | -   | -                  | -                    | -     | 199   | -                  | -                    | 199    | 199   | -                  | -                    | -                                      | 199    |
|                             | P.E.I./Î.-P.-<br>É.    | -   | -                  | -                    | -     | 40  | 11                 | -                    | 51     | 40  | 11                 | -                    | -                                      | 51     |
|                             | N.S./N.-É.             | -   | -                  | -                    | -     | 644   | 69                 | -                    | 713    | 644   | 69                 | -                    | -                                      | 713    |
|                             | N.B./N.-B.             | -   | -                  | -                    | -     | 254   | 258                | -                    | 512    | 254   | 258                | -                    | -                                      | 512    |
|                             | Que./Qc                | -   | 10                 | -                    | 10    | 8,067                                       | 1,847              | -                    | 9,914  | 8,067                                       | 1,857              | -                    | -                                      | 9,924  |
|                             | Ont./Ont.              | 15  | -                  | -                    | 15    | 19,741                                      | 1,374              | -                    | 21,115 | 19,756                                      | 1,374              | -                    | 64                                     | 21,194 |
|                             | Man./Man.              | -   | -                  | -                    | -     | 465   | -                  | -                    | 465    | 465   | -                  | -                    | -                                      | 465    |
|                             | Sask./Sask.            | -   | -                  | -                    | -     | 666   | 136                | -                    | 802    | 666   | 136                | -                    | -                                      | 802    |
|                             | Alta./Alb.             | -   | -                  | -                    | -     | 8,322                                       | 660                | -                    | 8,982  | 8,322                                       | 660                | -                    | -                                      | 8,982  |
|                             | B.C./C.-B.             | 1   | 56                 | -                    | 57    | 5,621                                       | 263                | -                    | 5,884  | 5,622                                       | 319                | -                    | -                                      | 5,941  |
|                             | Canada                 | 16  | 66                 | -                    | 82    | 44,019                                      | 4,618              | -                    | 48,637 | 44,035                                      | 4,684              | -                    | 64                                     | 48,783 |
| Completion<br>/ Achevés     | Nfld.Lab./T.-<br>N.-L. | -   | -                  | -                    | -     | 362   | 48                 | -                    | 410    | 362   | 48                 | -                    | -                                      | 410    |
|                             | P.E.I./Î.-P.-<br>É.    | -   | -                  | -                    | -     | 70  | 2                  | -                    | 72     | 70  | 2                  | -                    | -                                      | 72     |
|                             | N.S./N.-É.             | -   | -                  | -                    | -     | 602   | 160                | -                    | 762    | 602   | 160                | -                    | -                                      | 762    |
|                             | N.B./N.-B.             | -   | -                  | -                    | -     | 539   | 230                | -                    | 769    | 539   | 230                | -                    | -                                      | 769    |
|                             | Que./Qc                | -   | 9                  | 18                   | 27    | 5,234                                       | 1,491              | -                    | 6,725  | 5,234                                       | 1,500              | 18                   | -                                      | 6,752  |
|                             | Ont./Ont.              | -   | 22                 | -                    | 22    | 20,385                                      | 427                | -                    | 20,812 | 20,385                                      | 449                | -                    | -                                      | 20,834 |
|                             | Man./Man.              | -   | -                  | -                    | -     | 234   | 72                 | -                    | 306    | 234   | 72                 | -                    | -                                      | 306    |
|                             | Sask./Sask.            | -   | -                  | -                    | -     | 528   | 10                 | -                    | 538    | 528   | 10                 | -                    | -                                      | 538    |
|                             | Alta./Alb.             | -   | -                  | -                    | -     | 7,461                                       | 949                | -                    | 8,410  | 7,461                                       | 949                | -                    | -                                      | 8,410  |
|                             | B.C./C.-B.             | -   | 28                 | -                    | 28    | 4,363                                       | 811                | -                    | 5,174  | 4,363                                       | 839                | -                    | -                                      | 5,202  |
|                             | Canada                 | -   | 59                 | 18                   | 77    | 39,778                                      | 4,200              | -                    | 43,978 | 39,778                                      | 4,259              | 18                   | -                                      | 44,055 |



HOUSING

INFORMATION


MONTHLY

VOLUME H

STARTS, COMPLETIONS, AND  
UNDER CONSTRUCTION

CENSUS SUBDIVISIONS

APRIL 2003



BULLETIN

MENSUEL

D'INFORMATION

SUR LE LOGEMENT

VOLUME H

LOGEMENTS MIS EN CHANTIER,  
ACHEVÉS, ET EN CONSTRUCTION

SUBDIVISION DE RECENSEMENT

AVRIL 2003

MARKET ANALYSIS CENTRE

CENTRE D'ANALYSE DE MARCHÉ



Canada

Get this publication earlier! Switch your current hardcopy subscription to e-mailed PDF. Contact CMHC at (613) 748-2006 or by e-mail at [Market\\_Analysis\\_Centre@cmhc-schl.gc.ca](mailto:Market_Analysis_Centre@cmhc-schl.gc.ca) to get your copy sent to you by e-mail.

Obtenez votre copie plus rapidement avec la distribution par courriel! Contactez le (613)748-2006 ou [centre\\_d'analyse\\_de\\_marche@cmhc-schl.gc.ca](mailto:centre_d'analyse_de_marche@cmhc-schl.gc.ca) pour les détails.

©2003, Canada Mortgage and Housing Corporation  
ISSN 1192-7984 Printed in Canada  
Electronic Product # 61504HBE

©2003, Société canadienne d'hypothèques et de logement  
ISSN 1192-7984 Imprimé au Canada  
Numéro de produit électronique 61504HBE

# HOUSING INFORMATION MONTHLY

## VOLUME H

### STARTS, COMPLETIONS, AND UNDER CONSTRUCTION

#### CENSUS SUBDIVISIONS

APRIL 2003

#### **Centres 50 000+**

Table H1: Newfoundland and Labrador

Table H2: Prince Edward Island

Table H3: Nova Scotia

Table H4-1 H4-2: New Brunswick

Table H5-1 to H5-8: Quebec

Table H6-1 to H6-6: Ontario

Table H7: Manitoba

Table H8-1 H8-2: Saskatchewan

Table H9-1 to H9-4: Alberta

Table H10-1 to H10-5: British Columbia

#### **Centres 10 000 - 49 999 (Available Quarterly)**

Table H11-1 to H11-5: CA's and Cities by  
Region

# BULLETIN MENSUEL D'INFORMATION SUR LE LOGEMENT

## VOLUME H

### LOGEMENTS MIS EN CHANTIER, ACHEVÉS, ET EN CONSTRUCTION

#### SUBDIVISION DE RECENSEMENT

AVRIL 2003

#### **Les centres de 50 000 habitants et plus**

Tableau H1: Terre-Neuve et Labrador

Tableau H2: Île-du-Prince-Édouard

Tableau H3: Nouvelle-Écosse

Tableau H4-1 H4-2: Nouveau-Brunswick

Tableau H5-1 à H5-8: Québec

Tableau H6-1 à H6-6: Ontario

Tableau H7: Manitoba

Tableau H8-1 H8-2: Saskatchewan

Tableau H9-1 à H9-4: Alberta

Tableau H10-1 à H10-5:  
Colombie-Britannique

#### **Les centres de 10 000 à 49 999 habitants (Disponible trimestriellement)**

Tableau H11-1 à H11-5: Les AR et les  
villes par région

\*2003 data based on 2001 final Census Definitions. 2002 data based on 2001 preliminary Census Definitions. / Les données de 2003 sont fondées sur les définitions finales du recensement de 2001. Les données de 2002 sont fondées sur les définitions préliminaires du recensement de 2001.

# HOUSING INFORMATION MONTHLY

## VOLUME H

### GEOGRAPHIC CHANGES BASED ON THE FINAL 2001 CENSUS DEFINITIONS.

APRIL 2003

Chicoutimi-Jonquière CMA name changed to Saguenay CMA.

Saint-Jean-sur-Richelieu CA name changed to Saint-Jean-Iberville CA.

The CA's of Saint-Hyacinthe, Rimouski and Courtenay went from a Centre of 50,000+ population to a Centre of 10,000 to 49,999 population.

Lavaltrie, VI and Saint-Antoine de Lavaltrie, P have amalgamated to form Lavaltrie, V.

Repentigny, V and Le Gardeur V have amalgamated to form Repentigny, V.

The CA's of Kawartha Lakes and Norfolk went from a Centre of 10,000 to 49,999 population to a Centre of 50,000+ population.

Brant C is no longer part of Brantford CA. Brant C is now surveyed on a quarterly basis.

Smith Falls C is no longer a Centre of 10,000+ population.

Grand Centre CA name changed to Cold Lake CA.

# BULLETIN MENSUEL D'INFORMATION SUR LE LOGEMENT

## VOLUME H

### CHANGEMENTS GÉOGRAPHIQUES FONDÉES SUR LES DÉFINITIONS FINALES DU RECENSEMENT DE 2001.

AVRIL 2003

Le nom de la RMR de Chicoutimi-Jonquière a été changé à la RMR de Saguenay.

Le nom de l'AR de Saint-Jean-sur-Richelieu a été changé à l'AR de Saint-Jean-Iberville.

Les AR de Saint-Hyacinthe, Rimouski et Courtenay ont passées d'un centre de 50 000 habitants et plus à un centre de 10 000 à 49 999 habitants.

Le village de Lavaltrie et la paroisse de Saint-Antoine de Lavaltrie ont fusionnés pour former la ville de Lavaltrie.

Les villes de Repentigny et Le Gardeur ont fusionnées pour former la ville de Repentigny.

Les AR de Kawartha Lakes et Norfolk ont passées d'un centre de 10 000 à 49 999 habitants à un centre de 50 000 habitants et plus.

La ville de Brant ne fait plus partie de l'AR de Brantford. La ville de Brant est maintenant enquêtée trimestriellement.

La ville de Smith Falls n'est plus un centre de 10 000 habitants et plus.

Le nom de l'AR de Grand Centre a changé à l'AR de Cold Lake.

Table H1 - Tableau H1

Starts, Completions, and Under Construction - Logements mis en chantier, achevés, et en construction

Newfoundland &amp; Labrador - Terre-neuve et Labrador

Centres 50 000+ - Les centres de 50 000 habitants et plus

April 2003 - avril 2003

|                       |   | Starts<br>Mis en chantier |      |                                    |      | Completion<br>Achevés |      |                                    |      | Under<br>Construction<br>En<br>construction |      |
|-----------------------|---|---------------------------|------|------------------------------------|------|-----------------------|------|------------------------------------|------|---|------|
|                       |   | April<br>avril            |      | January - April<br>janvier - avril |      | April<br>avril        |      | January - April<br>janvier - avril |      | April<br>avril                              |      |
|                       |   | 2002                      | 2003 | 2002                               | 2003 | 2002                  | 2003 | 2002                               | 2003 | 2002  | 2003 |
| St. John's<br>CMA/RMR | Bauline T                               | -                         | -    | -                                  | -    | -                     | 1    | -                                  | 1    | 2   | 1    |
|                       | Bay Bulls T                             | -                         | -    | -                                  | -    | 1                     | -    | 3                                  | -    | 7   | 4    |
|                       | Conception Bay<br>South T               | 15                        | 8    | 33                                 | 28   | 20                    | 22   | 61                                 | 63   | 70  | 77   |
|                       | Flatrock T                              | -                         | -    | 2                                  | -    | -                     | -    | 1                                  | 1    | 3   | 2    |
|                       | Logy Bay-Middle<br>Cove-Outer Cove<br>T | 2                         | -    | 4                                  | -    | 1                     | -    | 5                                  | 3    | 12  | 5    |
|                       | Mount Pearl C                           | 11                        | 7    | 23                                 | 13   | 7                     | 7    | 27                                 | 27   | 43  | 29   |
|                       | Paradise-<br>St.Thomas T                | 23                        | 19   | 45                                 | 40   | 27                    | 13   | 60                                 | 60   | 92  | 76   |
|                       | Petty Harbour-<br>Maddox Cove T         | -                         | 1    | -                                  | 1    | -                     | -    | 3                                  | 2    | -   | 2    |
|                       | Portugal Cove-St<br>Phillips T          | 4                         | 3    | 13                                 | 4    | 8                     | 4    | 22                                 | 20   | 27  | 38   |
|                       | Pouch Cove T                            | 1                         | -    | 1                                  | -    | -                     | 1    | 1                                  | 2    | 5   | 4    |
|                       | St John's C                             | 45                        | 69   | 94                                 | 104  | 36                    | 42   | 131                                | 202  | 178   | 206  |
|                       | Torbay T                                | 7                         | 6    | 14                                 | 9    | 4                     | 14   | 20                                 | 26   | 24  | 27   |
|                       | Witless Bay T                           | 1                         | -    | 1                                  | -    | 5                     | -    | 8                                  | 3    | 6   | 3    |
|                       | <b>Total</b>                            | 109                       | 113  | 230                                | 199  | 109                   | 104  | 342                                | 410  | 469   | 474  |
| Province              | <b>Total</b>                            | 109                       | 113  | 230                                | 199  | 109                   | 104  | 342                                | 410  | 469   | 474  |



Table H2 - Tableau H2

Starts, Completions, and Under Construction - Logements mis en chantier, achevés, et en construction

Prince Edward Island - L'Île-du-Prince-Édouard

Centres 50 000+ - Les centres de 50 000 habitants et plus

April 2003 - avril 2003

|                        |                        | Starts<br>Mis en chantier |      |                                    |      | Completion<br>Achevés |      |                                    |      | Under<br>Construction<br>En<br>construction |      |
|------------------------|------------------------|---------------------------|------|------------------------------------|------|-----------------------|------|------------------------------------|------|---|------|
|                        |                        | April<br>avril            |      | January - April<br>janvier - avril |      | April<br>avril        |      | January - April<br>janvier - avril |      | April<br>avril                              |      |
|                        |                        | 2002                      | 2003 | 2002                               | 2003 | 2002                  | 2003 | 2002                               | 2003 | 2002  | 2003 |
| Charlottetown<br>CA/AR | Brackley Com           | -                         | -    | -                                  | -    | -                     | -    | -                                  | -    | -   | -    |
|                        | Charlottetown C        | 10                        | 15   | 20                                 | 27   | 6                     | 10   | 34                                 | 25   | 33  | 90   |
|                        | Clyde River Com        | -                         | -    | -                                  | 1    | -                     | -    | 1                                  | 1    | -   | -    |
|                        | Cornwall T             | 6                         | -    | 8                                  | 3    | -                     | -    | 8                                  | 11   | 10  | 6    |
|                        | Indian Reserves        | -                         | -    | -                                  | -    | -                     | -    | -                                  | -    | -   | -    |
|                        | Lot 31                 | 1                         | -    | 1                                  | -    | 1                     | -    | 3                                  | 1    | 1   | 1    |
|                        | Lot 33                 | 2                         | -    | 2                                  | -    | -                     | -    | 1                                  | 1    | 5   | -    |
|                        | Lot 34                 | -                         | 1    | 1                                  | 1    | 1                     | 2    | 2                                  | 4    | 2   | 3    |
|                        | Lot 35                 | -                         | -    | 1                                  | 2    | -                     | -    | 2                                  | 7    | 3   | 3    |
|                        | Lot 36                 | 1                         | -    | 2                                  | -    | -                     | -    | 2                                  | 1    | 2   | -    |
|                        | Lot 48                 | 1                         | -    | 1                                  | -    | -                     | 1    | 3                                  | 2    | 2   | 3    |
|                        | Lot 49                 | 1                         | -    | 1                                  | 1    | -                     | -    | 2                                  | -    | 1   | 1    |
|                        | Lot 65                 | 4                         | -    | 6                                  | -    | 1                     | 1    | 2                                  | 3    | 8   | 2    |
|                        | Meadowbank Com         | -                         | -    | -                                  | -    | -                     | 1    | 1                                  | 1    | 1   | -    |
|                        | Miltonvale Park<br>Com | -                         | -    | -                                  | -    | -                     | -    | -                                  | -    | -   | -    |
|                        | Stratford T            | 4                         | 4    | 7                                  | 16   | 3                     | 5    | 12                                 | 14   | 12  | 19   |
|                        | Union Road Com         | -                         | -    | -                                  | -    | -                     | -    | -                                  | 1    | -   | -    |
|                        | Warren Grove Com       | -                         | -    | -                                  | -    | -                     | -    | -                                  | -    | -   | -    |
|                        | Winsloe South<br>Com   | -                         | -    | -                                  | -    | -                     | -    | -                                  | -    | -   | -    |
| <b>Total</b>           | 30                     | 20                        | 50   | 51                                 | 12   | 20                    | 73   | 72                                 | 80   | 128   |      |
| Province               | <b>Total</b>           | 30                        | 20   | 50                                 | 51   | 12                    | 20   | 73                                 | 72   | 80  | 128  |

Table H3 - Tableau H3

Starts, Completions, and Under Construction - Logements mis en chantier, achevés, et en construction

Nova Scotia - Nouvelle Écosse

Centres 50 000+ - Les centres de 50 000 habitants et plus

April 2003 - avril 2003

|                      |                    | Starts<br>Mis en chantier |      |                                    |      | Completion<br>Achevés |      |                                    |      | Under<br>Construction<br>En<br>construction |       |
|----------------------|--------------------|---------------------------|------|------------------------------------|------|-----------------------|------|------------------------------------|------|---|-------|
|                      |                    | April<br>avril            |      | January - April<br>janvier - avril |      | April<br>avril        |      | January - April<br>janvier - avril |      | April<br>avril                              |       |
|                      |                    | 2002                      | 2003 | 2002                               | 2003 | 2002                  | 2003 | 2002                               | 2003 | 2002  | 2003  |
| Halifax<br>CMA/RMR   | Halifax RGM        | 186                       | 136  | 676                                | 691  | 121                   | 107  | 885                                | 721  | 1,050                                       | 1,941 |
|                      | Indian<br>Reserves | -                         | -    | -                                  | -    | -                     | -    | -                                  | -    | -   | -     |
|                      | <b>Total</b>       | 186                       | 136  | 676                                | 691  | 121                   | 107  | 885                                | 721  | 1,050                                       | 1,941 |
| Cape Breton<br>CA/AR | Indian<br>Reserves | -                         | -    | -                                  | -    | -                     | -    | -                                  | -    | -   | -     |
|                      | Cape Breton<br>RGM | 8                         | 10   | 19                                 | 22   | 9                     | 8    | 30                                 | 41   | 15  | 25    |
|                      | <b>Total</b>       | 8                         | 10   | 19                                 | 22   | 9                     | 8    | 30                                 | 41   | 15  | 25    |
| Province             | <b>Total</b>       | 194                       | 146  | 695                                | 713  | 130                   | 115  | 915                                | 762  | 1,065                                       | 1,966 |

Table H4-1 - Tableau H4-1

Starts, Completions, and Under Construction - Logements mis en chantier, achevés, et en construction

New Brunswick - Nouveau Brunswick

Centres 50 000+ - Les centres de 50 000 habitants et plus

April 2003 - avril 2003

|                       |                           | Starts<br>Mis en chantier |            |                                    |            | Completion<br>Achevés |            |                                    |            | Under<br>Construction<br>En<br>construction |            |
|-----------------------|---------------------------|---------------------------|------------|------------------------------------|------------|-----------------------|------------|------------------------------------|------------|---|------------|
|                       |                           | April<br>avril            |            | January - April<br>janvier - avril |            | April<br>avril        |            | January - April<br>janvier - avril |            | April<br>avril                              |            |
|                       |                           | 2002                      | 2003       | 2002                               | 2003       | 2002                  | 2003       | 2002                               | 2003       | 2002  | 2003       |
| Saint John<br>CMA/RMR | Grand Bay-<br>Westfield T | -                         | 1          | 1                                  | 1          | 2                     | -          | 7                                  | 4          | 4   | 8          |
|                       | Greenwick Par             | -                         | -          | -                                  | -          | -                     | -          | -                                  | -          | -   | -          |
|                       | Hampton Par               | -                         | 1          | -                                  | 2          | 1                     | 1          | 1                                  | 3          | 1   | 2          |
|                       | Hampton T                 | -                         | 1          | 1                                  | 5          | -                     | 2          | 1                                  | 2          | 1   | 5          |
|                       | Kingston Par              | -                         | -          | -                                  | -          | -                     | -          | -                                  | 2          | 1   | 1          |
|                       | Lepreau Par               | -                         | -          | -                                  | 1          | -                     | -          | -                                  | -          | 2   | 1          |
|                       | Musquash Par              | -                         | 1          | -                                  | 1          | 1                     | -          | 2                                  | -          | 3   | 2          |
|                       | Petersville Par           | -                         | -          | -                                  | -          | -                     | -          | -                                  | -          | -   | -          |
|                       | Quispamsis T              | 11                        | 14         | 30                                 | 37         | 6                     | 14         | 30                                 | 40         | 28  | 32         |
|                       | Rothesay Par              | -                         | -          | -                                  | -          | -                     | -          | -                                  | -          | -   | -          |
|                       | Rothesay T                | 1                         | 2          | 5                                  | 12         | 1                     | 8          | 9                                  | 17         | 4   | 5          |
|                       | Saint John C              | 11                        | 11         | 28                                 | 16         | 5                     | 2          | 48                                 | 25         | 52  | 42         |
|                       | Saint Martins Par         | -                         | 1          | -                                  | 1          | -                     | 1          | -                                  | 1          | -   | 2          |
|                       | Saint Martins VL          | -                         | -          | -                                  | -          | -                     | -          | -                                  | -          | -   | -          |
|                       | Simonds Par               | -                         | 2          | -                                  | 3          | -                     | 1          | 2                                  | 4          | 1   | 1          |
|                       | Upham Par                 | -                         | -          | -                                  | -          | -                     | -          | 1                                  | -          | -   | 1          |
|                       | Westfield Par             | -                         | -          | -                                  | -          | -                     | -          | -                                  | 1          | 2   | 3          |
| <b>Total</b>          | <b>23</b>                 | <b>34</b>                 | <b>65</b>  | <b>79</b>                          | <b>16</b>  | <b>29</b>             | <b>101</b> | <b>99</b>                          | <b>99</b>  | <b>105</b>                                  |            |
| Fredericton<br>CA/AR  | Bright Par                | 1                         | 1          | 8                                  | 2          | -                     | -          | 10                                 | 2          | 2   | 1          |
|                       | Douglas Par               | 2                         | -          | 2                                  | 5          | 1                     | 1          | 11                                 | 5          | 1   | 1          |
|                       | Fredericton C             | 9                         | 110        | 33                                 | 137        | 14                    | 7          | 90                                 | 65         | 245   | 269        |
|                       | Indian Reserves           | -                         | -          | -                                  | -          | -                     | -          | -                                  | -          | -   | -          |
|                       | Kingsclear Par            | -                         | 1          | 6                                  | 8          | 3                     | 5          | 16                                 | 27         | 4   | 6          |
|                       | Lincoln Par               | 5                         | 3          | 20                                 | 15         | 3                     | 2          | 23                                 | 17         | 3   | 2          |
|                       | Maugerville Par           | 2                         | 1          | 3                                  | 4          | 2                     | -          | 3                                  | 4          | 1   | 2          |
|                       | New Maryland<br>Par       | 1                         | -          | 1                                  | -          | 1                     | -          | 1                                  | 2          | 1   | -          |
|                       | New Maryland VL           | 1                         | -          | 1                                  | 1          | -                     | -          | 3                                  | 3          | 1   | 4          |
|                       | Saint Mary's Par          | 1                         | 4          | 3                                  | 17         | 1                     | 3          | 6                                  | 14         | 2   | 8          |
|                       | <b>Total</b>              | <b>22</b>                 | <b>120</b> | <b>77</b>                          | <b>189</b> | <b>25</b>             | <b>18</b>  | <b>163</b>                         | <b>139</b> | <b>260</b>                                  | <b>293</b> |

Table H4-2 - Tableau H4-2

Starts, Completions, and Under Construction - Logements mis en chantier, achevés, et en construction

New Brunswick - Nouveau Brunswick

Centres 50 000+ - Les centres de 50 000 habitants et plus

April 2003 - avril 2003

|                         |                                  | Starts<br>Mis en chantier |      |                                    |       | Completion<br>Achevés |      |                                    |       | Under<br>Construction<br>En<br>construction |       |
|-------------------------|----------------------------------|---------------------------|------|------------------------------------|-------|-----------------------|------|------------------------------------|-------|---|-------|
|                         |                                  | April<br>avril            |      | January - April<br>janvier - avril |       | April<br>avril        |      | January - April<br>janvier - avril |       | April<br>avril                              |       |
|                         |                                  | 2002                      | 2003 | 2002                               | 2003  | 2002                  | 2003 | 2002                               | 2003  | 2002  | 2003  |
| Moncton<br>CA/AR        | Coverdale Par                    | -                         | 1    | 1                                  | 4     | 3                     | 2    | 16                                 | 8     | 3   | 6     |
|                         | Dieppe C                         | 23                        | 84   | 39                                 | 100   | 25                    | 53   | 125                                | 129   | 130   | 172   |
|                         | Dorchester Par                   | -                         | -    | -                                  | -     | -                     | -    | -                                  | -     | 2   | -     |
|                         | Dorchester VL                    | -                         | -    | -                                  | -     | -                     | -    | 1                                  | -     | -   | 1     |
|                         | Elgin Par                        | -                         | -    | -                                  | -     | -                     | -    | -                                  | -     | -   | -     |
|                         | Hillsborough Par                 | -                         | -    | 1                                  | -     | -                     | -    | 2                                  | 1     | 2   | -     |
|                         | Hillsborough VL                  | -                         | -    | -                                  | -     | -                     | 3    | 1                                  | 6     | -   | -     |
|                         | Indian Reserve<br>(Fort Folly 1) | -                         | -    | -                                  | -     | -                     | -    | -                                  | -     | -   | -     |
|                         | Memramcook VL                    | 3                         | -    | 3                                  | 2     | 1                     | -    | 6                                  | 3     | 7   | 4     |
|                         | Moncton C                        | 81                        | 26   | 103                                | 108   | 43                    | 14   | 151                                | 289   | 152   | 432   |
|                         | Moncton Par                      | -                         | 3    | -                                  | 13    | 9                     | 16   | 29                                 | 43    | 6   | 22    |
|                         | Riverview T                      | 30                        | 12   | 39                                 | 15    | 7                     | 20   | 47                                 | 47    | 47  | 18    |
|                         | Salisbury VL                     | 2                         | 1    | 3                                  | 2     | -                     | 3    | 8                                  | 5     | 4   | 9     |
| <b>Total</b>            | 139                              | 127                       | 189  | 244                                | 88    | 111                   | 386  | 531                                | 353   | 664   |       |
| Province                | <b>Total</b>                     | 184                       | 281  | 331                                | 512   | 129                   | 158  | 650                                | 769   | 712   | 1,062 |
| Atlantic/<br>Atlantique | <b>Total</b>                     | 517                       | 560  | 1,306                              | 1,475 | 380                   | 397  | 1,980                              | 2,013 | 2,326                                       | 3,630 |

Table H5-1 - Tableau H5-1

Starts, Completions, and Under Construction - Logements mis en chantier, achevés, et en construction

Quebec - Québec

Centres 50 000+ - Les centres de 50 000 habitants et plus

April 2003 - avril 2003

|  |                     | Starts<br>Mis en chantier |            |                                    |            | Completion<br>Achevés |            |                                    |            | Under<br>Construction<br>En<br>construction |              |
|--|---------------------|---------------------------|------------|------------------------------------|------------|-----------------------|------------|------------------------------------|------------|---|--------------|
|  |                     | April<br>avril            |            | January - April<br>janvier - avril |            | April<br>avril        |            | January - April<br>janvier - avril |            | April<br>avril                              |              |
|  |                     | 2002                      | 2003       | 2002                               | 2003       | 2002                  | 2003       | 2002                               | 2003       | 2002  | 2003         |
| Ottawa-Gatineau<br>CMA/RMR<br>(Quebec Part/Partie<br>Québécoise) | Cantley M           | 13                        | 20         | 20                                 | 32         | 7                     | 12         | 29                                 | 33         | 21  | 48           |
|  | Chelsea M           | -                         | 2          | -                                  | 6          | 2                     | 9          | 19                                 | 19         | 2   | 16           |
|  | Gatineau V          | 269                       | 186        | 602                                | 510        | 101                   | 285        | 503                                | 698        | 908   | 1,028        |
|  | La Pêche M          | 6                         | 1          | 9                                  | 3          | 5                     | 13         | 5                                  | 29         | 8   | 9            |
|  | Pontiac M           | 7                         | 3          | 9                                  | 4          | -                     | 13         | 4                                  | 15         | 11  | 8            |
|  | Val-Des-<br>Monts M | 14                        | 11         | 18                                 | 22         | -                     | 7          | 36                                 | 45         | 28  | 35           |
|  | <b>Total</b>        | <b>309</b>                | <b>223</b> | <b>658</b>                         | <b>577</b> | <b>115</b>            | <b>339</b> | <b>596</b>                         | <b>839</b> | <b>978</b>                                  | <b>1,144</b> |

Table H5-2 - Tableau H5-2

Starts, Completions, and Under Construction - Logements mis en chantier, achevés, et en construction

Quebec - Québec

Centres 50 000+ - Les centres de 50 000 habitants et plus

Avril 2003 - avril 2003

|                                     |                                   | Starts<br>Mis en chantier |       |                                    |       | Completion<br>Achevés |      |                                    |       | Under<br>Construction<br>En<br>construction |       |
|-------------------------------------|-----------------------------------|---------------------------|-------|------------------------------------|-------|-----------------------|------|------------------------------------|-------|---|-------|
|                                     |                                   | April<br>avril            |       | January - April<br>janvier - avril |       | April<br>avril        |      | January - April<br>janvier - avril |       | April<br>avril                              |       |
|                                     |                                   | 2002                      | 2003  | 2002                               | 2003  | 2002                  | 2003 | 2002                               | 2003  | 2002  | 2003  |
| Montréal<br>Île-de-Montréal         | Montréal V                        | 679                       | 462   | 1,792                              | 1,898 | 260                   | 195  | 932                                | 1,031 | 3,219                                       | 4,850 |
|                                     | <b>Total</b>                      | 679                       | 462   | 1,792                              | 1,898 | 260                   | 195  | 932                                | 1,031 | 3,219                                       | 4,850 |
| Montréal<br>South<br>Shore/Rive-Sud | Beauharnois V                     | 10                        | 9     | 19                                 | 15    | 6                     | 1    | 9                                  | 12    | 11  | 38    |
|                                     | Beloeil V                         | 17                        | -     | 24                                 | 9     | 1                     | 8    | 12                                 | 9     | 25  | 9     |
|                                     | Candiac V                         | 29                        | 43    | 68                                 | 76    | 6                     | 12   | 26                                 | 38    | 83  | 128   |
|                                     | Carignan V                        | 18                        | 15    | 28                                 | 34    | 2                     | 6    | 23                                 | 37    | 30  | 47    |
|                                     | Châteauguay V                     | 15                        | 30    | 97                                 | 48    | 1                     | 70   | 18                                 | 90    | 98  | 59    |
|                                     | Chambly V                         | 21                        | 29    | 38                                 | 89    | 3                     | 5    | 10                                 | 36    | 87  | 142   |
|                                     | Delson V                          | 1                         | 2     | 3                                  | 3     | -                     | 2    | 1                                  | 6     | 5   | 5     |
|                                     | Léry V                            | -                         | 1     | -                                  | 1     | -                     | -    | -                                  | -     | -   | 1     |
|                                     | La Prairie V                      | 24                        | 35    | 75                                 | 69    | 7                     | 14   | 21                                 | 46    | 74  | 204   |
|                                     | Longueuil V                       | 219                       | 308   | 603                                | 576   | 38                    | 67   | 201                                | 342   | 962   | 1,318 |
|                                     | McMasterville M                   | -                         | 16    | 1                                  | 31    | -                     | 7    | 2                                  | 19    | 1   | 51    |
|                                     | Mercier V                         | 11                        | 20    | 37                                 | 31    | -                     | 4    | 11                                 | 16    | 38  | 31    |
|                                     | Mont-Saint-Hilaire<br>V           | 20                        | 19    | 36                                 | 38    | 10                    | 13   | 23                                 | 32    | 41  | 61    |
|                                     | Otterburn Park V                  | 9                         | 8     | 30                                 | 17    | 3                     | 3    | 16                                 | 8     | 30  | 25    |
|                                     | Réserve Indienne<br>(Kahnawake)   | -                         | -     | -                                  | -     | -                     | -    | -                                  | -     | -   | -     |
|                                     | Richelieu V                       | 4                         | 18    | 13                                 | 18    | 1                     | 1    | 4                                  | 2     | 9   | 18    |
|                                     | Saint-Amable M                    | 5                         | 3     | 14                                 | 11    | -                     | 2    | 8                                  | 8     | 13  | 9     |
|                                     | Saint-Basile-le-<br>Grand V       | 59                        | 45    | 117                                | 118   | 16                    | 2    | 31                                 | 52    | 106   | 134   |
|                                     | Saint-Constant V                  | 50                        | 46    | 105                                | 93    | 3                     | 12   | 16                                 | 35    | 131   | 139   |
|                                     | Saint-Isidore P                   | -                         | 5     | 2                                  | 6     | -                     | 2    | 4                                  | 2     | 2   | 7     |
|                                     | Saint-Mathias-sur-<br>Richelieu M | -                         | 7     | 2                                  | 11    | -                     | 2    | -                                  | 5     | 2   | 9     |
|                                     | Saint-Mathieu M                   | -                         | -     | 2                                  | -     | 1                     | 3    | 2                                  | 4     | -   | 1     |
|                                     | Saint-Mathieu-de-<br>Beloeil M    | 1                         | -     | 6                                  | 1     | -                     | -    | 1                                  | -     | 6   | 1     |
|                                     | Saint-Philippe M                  | -                         | 24    | 20                                 | 27    | 5                     | 5    | 8                                  | 17    | 16  | 30    |
|                                     | Sainte-Catherine V                | 18                        | 19    | 37                                 | 28    | 56                    | 11   | 63                                 | 28    | 63  | 70    |
|                                     | Sainte-Julie V                    | 44                        | 52    | 100                                | 119   | 8                     | 18   | 41                                 | 96    | 117   | 153   |
| Varenes V                           | 24                                | 9                         | 83    | 25                                 | 16    | 1                     | 37   | 19                                 | 63    | 55  |       |
| <b>Total</b>                        | 599                               | 763                       | 1,560 | 1,494                              | 183   | 271                   | 588  | 959                                | 2,013 | 2,745                                       |       |

Table H5-3 - Tableau H5-3

Starts, Completions, and Under Construction - Logements mis en chantier, achevés, et en construction

Quebec - Québec

Centres 50 000+ - Les centres de 50 000 habitants et plus

Avril 2003 - avril 2003

|                                      |                                  | Starts<br>Mis en chantier |              |                                    |            | Completion<br>Achevés |              |                                    |              | Under<br>Construction<br>En<br>construction |       |
|--------------------------------------|----------------------------------|---------------------------|--------------|------------------------------------|------------|-----------------------|--------------|------------------------------------|--------------|---|-------|
|                                      |                                  | April<br>avril            |              | January - April<br>janvier - avril |            | April<br>avril        |              | January - April<br>janvier - avril |              | April<br>avril                              |       |
|                                      |                                  | 2002                      | 2003         | 2002                               | 2003       | 2002                  | 2003         | 2002                               | 2003         | 2002  | 2003  |
| Montréal<br>North<br>Shore/Rive-Nord | Blainville V                     | 100                       | 90           | 260                                | 223        | 28                    | 41           | 120                                | 151          | 316   | 356   |
|                                      | Bois-des-Filion V                | 11                        | 15           | 35                                 | 27         | 5                     | 22           | 20                                 | 31           | 30  | 49    |
|                                      | Boisbriand V                     | 7                         | 1            | 14                                 | 4          | 4                     | 3            | 22                                 | 18           | 33  | 40    |
|                                      | Charlemagne V                    | -                         | -            | -                                  | 18         | -                     | 1            | -                                  | 1            | 1   | 18    |
|                                      | Deux-Montagnes V                 | 13                        | 8            | 25                                 | 25         | 6                     | 10           | 17                                 | 18           | 42  | 43    |
|                                      | Gore CT                          | 1                         | -            | 7                                  | 4          | -                     | 2            | 5                                  | 11           | 10  | 14    |
|                                      | L'Assomption V                   | 4                         | 5            | 11                                 | 25         | 1                     | -            | 8                                  | 18           | 18  | 81    |
|                                      | Laval V                          | 294                       | 261          | 870                                | 744        | 74                    | 147          | 384                                | 531          | 1,247                                       | 1,334 |
|                                      | Lavaltrie V                      | 12                        | 12           | 24                                 | 36         | 3                     | -            | 9                                  | 10           | 31  | 62    |
|                                      | Lorraine V                       | 27                        | 15           | 32                                 | 20         | -                     | 14           | 8                                  | 34           | 42  | 54    |
|                                      | Mascouche V                      | 22                        | 37           | 69                                 | 114        | 1                     | 39           | 38                                 | 91           | 76  | 160   |
|                                      | Mirabel V                        | 67                        | 73           | 225                                | 203        | 38                    | 51           | 98                                 | 135          | 246   | 283   |
|                                      | Oka                              | 6                         | 4            | 7                                  | 6          | -                     | -            | -                                  | 6            | 8   | 5     |
|                                      | Pointe-Calumet M                 | 6                         | -            | 12                                 | 2          | -                     | -            | 3                                  | 3            | 14  | 14    |
|                                      | Réserve Indienne<br>(Kanesatake) | -                         | -            | -                                  | -          | -                     | -            | -                                  | -            | -   | -     |
|                                      | Repentigny V                     | 82                        | 87           | 178                                | 222        | 38                    | 65           | 58                                 | 183          | 373   | 309   |
|                                      | Rosemere V                       | 14                        | 10           | 34                                 | 35         | 8                     | 2            | 25                                 | 38           | 39  | 64    |
|                                      | Saint-Colomban P                 | 16                        | 27           | 32                                 | 47         | 3                     | 6            | 15                                 | 39           | 39  | 66    |
|                                      | Saint-Eustache V                 | 15                        | 163          | 75                                 | 213        | 16                    | 16           | 40                                 | 60           | 106   | 270   |
|                                      | Saint-Jérôme V                   | 63                        | 88           | 195                                | 230        | 18                    | 29           | 61                                 | 220          | 219   | 303   |
|                                      | Saint-Joseph-du-<br>Lac M        | 5                         | -            | 9                                  | -          | 1                     | -            | 7                                  | -            | 10  | 16    |
|                                      | Saint-Placide M                  | -                         | -            | 1                                  | -          | -                     | -            | 1                                  | 1            | 1   | 5     |
|                                      | Saint-Sulpice P                  | 4                         | 2            | 8                                  | 2          | -                     | -            | 2                                  | -            | 10  | 6     |
|                                      | Sainte-Anne-des-<br>Plaines V    | -                         | 12           | 8                                  | 33         | -                     | 5            | 13                                 | 36           | 10  | 43    |
|                                      | Sainte-Marthe-sur-<br>le-Lac V   | 22                        | 24           | 69                                 | 91         | 5                     | 14           | 37                                 | 33           | 68  | 163   |
|                                      | Sainte-Thérèse V                 | 137                       | 7            | 168                                | 36         | -                     | 1            | 21                                 | 37           | 215   | 114   |
| Terrebonne V                         | 162                              | 204                       | 376          | 548                                | 37         | 47                    | 139          | 179                                | 376          | 646   |       |
| <b>Total</b>                         | <b>1,090</b>                     | <b>1,145</b>              | <b>2,744</b> | <b>2,908</b>                       | <b>286</b> | <b>515</b>            | <b>1,151</b> | <b>1,884</b>                       | <b>3,580</b> | <b>4,518</b>                                |       |

Table H5-4 - Tableau H5-4

Starts, Completions, and Under Construction - Logements mis en chantier, achevés, et en construction

Quebec - Québec

Centres 50 000+ - Les centres de 50 000 habitants et plus

April 2003 - avril 2003

|                           |                                  | Starts<br>Mis en chantier |       |                                    |       | Completion<br>Achevés |       |                                    |       | Under<br>Construction<br>En<br>construction |        |
|---------------------------|----------------------------------|---------------------------|-------|------------------------------------|-------|-----------------------|-------|------------------------------------|-------|---|--------|
|                           |                                  | April<br>avril            |       | January - April<br>janvier - avril |       | April<br>avril        |       | January - April<br>janvier - avril |       | April<br>avril                              |        |
|                           |                                  | 2002                      | 2003  | 2002                               | 2003  | 2002                  | 2003  | 2002                               | 2003  | 2002  | 2003   |
| Montréal<br>Others/Autres | Hudson V                         | 2                         | 2     | 8                                  | 7     | 1                     | 4     | 13                                 | 9     | 9   | 11     |
|                           | L'Île-Cadieux V                  | -                         | -     | 1                                  | -     | 1                     | -     | 1                                  | -     | -   | -      |
|                           | L'Île-Perrot V                   | 16                        | 10    | 36                                 | 30    | 4                     | 2     | 16                                 | 2     | 43  | 35     |
|                           | Les Cèdres M                     | -                         | -     | 17                                 | 2     | 1                     | 3     | 7                                  | 16    | 14  | 4      |
|                           | Notre-Dame-de-<br>L'Île-Perrot M | 12                        | 16    | 42                                 | 47    | 8                     | 11    | 19                                 | 27    | 50  | 65     |
|                           | Pincourt V                       | 4                         | 15    | 23                                 | 21    | 7                     | 3     | 14                                 | 7     | 24  | 26     |
|                           | Pointe-des-<br>Cascades VL       | 1                         | -     | 1                                  | 3     | -                     | -     | 1                                  | 3     | 1   | 2      |
|                           | Saint-Lazare P                   | 71                        | 36    | 129                                | 76    | 18                    | 17    | 53                                 | 86    | 130   | 110    |
|                           | Terrasse-<br>Vaudreuil M         | -                         | -     | -                                  | -     | -                     | -     | 2                                  | -     | -   | -      |
|                           | Vaudreuil-sur-<br>le-Lac VL      | 2                         | 3     | 7                                  | 9     | 1                     | 4     | 5                                  | 12    | 8   | 14     |
|                           | Vaudreuil-<br>Dorion V           | 63                        | 31    | 200                                | 116   | 28                    | 28    | 72                                 | 80    | 218   | 182    |
|                           | <b>Total</b>                     | 171                       | 113   | 464                                | 311   | 69                    | 72    | 203                                | 242   | 497   | 449    |
| Montréal<br>CMA/RMR       | <b>Total</b>                     | 2,539                     | 2,483 | 6,560                              | 6,611 | 798                   | 1,053 | 2,874                              | 4,116 | 9,309                                       | 12,562 |



Table H5-5 - Tableau H5-5

Starts, Completions, and Under Construction - Logements mis en chantier, achevés, et en construction

Quebec - Québec

Centres 50 000+ - Les centres de 50 000 habitants et plus

April 2003 - avril 2003

|                              |   | Starts<br>Mis en chantier |              |                                    |            | Completion<br>Achevés |            |                                    |              | Under<br>Construction<br>En<br>construction |       |
|------------------------------|---|---------------------------|--------------|------------------------------------|------------|-----------------------|------------|------------------------------------|--------------|---|-------|
|                              |   | April<br>avril            |              | January - April<br>janvier - avril |            | April<br>avril        |            | January - April<br>janvier - avril |              | April<br>avril                              |       |
|                              |   | 2002                      | 2003         | 2002                               | 2003       | 2002                  | 2003       | 2002                               | 2003         | 2002  | 2003  |
| Québec<br>CMA/RMR            | Beaumont P                              | -                         | -            | 2                                  | 8          | -                     | -          | -                                  | 5            | 2   | 8     |
|                              | Boischatel M                            | 9                         | 15           | 12                                 | 28         | 4                     | 5          | 13                                 | 16           | 16  | 25    |
|                              | Château-Richer V                        | -                         | -            | -                                  | 1          | 3                     | -          | 3                                  | 2            | -   | 1     |
|                              | Fossambault-sur-le-Lac V                | 6                         | 11           | 11                                 | 11         | 4                     | 6          | 4                                  | 6            | 11  | 9     |
|                              | Lévis V                                 | 109                       | 161          | 337                                | 308        | 19                    | 105        | 147                                | 201          | 410   | 352   |
|                              | L'Ange-Gardien P                        | 1                         | 23           | 1                                  | 26         | 7                     | -          | 7                                  | 5            | 1   | 26    |
|                              | Lac-Beauport M                          | 9                         | 11           | 20                                 | 28         | -                     | -          | 7                                  | 18           | 20  | 29    |
|                              | Lac-Delage V                            | -                         | 5            | -                                  | 5          | -                     | -          | -                                  | -            | 2   | 5     |
|                              | Lac-Saint-Joseph V                      | -                         | 4            | -                                  | 4          | -                     | 5          | -                                  | 5            | -   | 1     |
|                              | Notre-Dame-des-Anges P                  | -                         | -            | -                                  | -          | -                     | -          | -                                  | -            | -   | -     |
|                              | Québec V                                | 428                       | 485          | 727                                | 1,336      | 38                    | 209        | 410                                | 535          | 995   | 1,995 |
|                              | Réserve Indienne<br>(Wendake)           | -                         | -            | -                                  | -          | -                     | -          | -                                  | -            | -   | 15    |
|                              | Saint-Francois P                        | -                         | -            | -                                  | 2          | -                     | -          | 2                                  | -            | -   | 2     |
|                              | Saint-Gabriel-de-<br>Valcartier M       | -                         | 6            | -                                  | 6          | 5                     | -          | 6                                  | -            | 1   | 9     |
|                              | Saint-Jean P                            | -                         | -            | 1                                  | -          | 5                     | -          | 6                                  | -            | -   | 2     |
|                              | Saint-Joseph-de-la-Pointe-<br>de-Levy P | -                         | -            | -                                  | -          | -                     | -          | -                                  | -            | -   | -     |
|                              | Saint-Lambert-de-Lauzon<br>P            | 11                        | 12           | 13                                 | 17         | -                     | 7          | 5                                  | 13           | 15  | 14    |
|                              | Saint-Laurent-de-l'Île-<br>d'Orléans M  | -                         | -            | 1                                  | 3          | 9                     | -          | 9                                  | -            | 1   | 8     |
|                              | Saint-Pierre-de-L'Île-<br>d'Orléans M   | -                         | -            | -                                  | -          | 2                     | -          | 2                                  | -            | -   | -     |
|                              | Sainte-Brigitte-de-Laval M              | 6                         | -            | 9                                  | 3          | -                     | -          | 14                                 | 13           | 7   | 1     |
|                              | Sainte-Catherine(Jacques-<br>Cartier) M | 6                         | 14           | 11                                 | 16         | 2                     | 8          | 8                                  | 8            | 10  | 13    |
|                              | Sainte-Famille P                        | -                         | -            | -                                  | -          | -                     | -          | -                                  | -            | -   | -     |
| Sainte-Pétronille VL         | -                                       | -                         | -            | 2                                  | 3          | -                     | 3          | -                                  | -            | 2   |       |
| Shannon M                    | -                                       | 7                         | 1            | 13                                 | 1          | 7                     | 3          | 7                                  | 1            | 9   |       |
| Stoneham-et-Tewkesbury<br>CU | 8                                       | 9                         | 11           | 16                                 | 3          | 15                    | 10         | 16                                 | 13           | 11  |       |
| <b>Total</b>                 | <b>593</b>                              | <b>763</b>                | <b>1,157</b> | <b>1,833</b>                       | <b>105</b> | <b>367</b>            | <b>659</b> | <b>850</b>                         | <b>1,505</b> | <b>2,537</b>                                |       |

Table H5-6 - Tableau H5-6

Starts, Completions, and Under Construction - Logements mis en chantier, achevés, et en construction

Quebec - Québec

Centres 50 000+ - Les centres de 50 000 habitants et plus

April 2003 - avril 2003

|                           |                                  | Starts<br>Mis en chantier |      |                                    |      | Completion<br>Achevés |      |                                    |      | Under<br>Construction<br>En<br>construction |      |
|---------------------------|----------------------------------|---------------------------|------|------------------------------------|------|-----------------------|------|------------------------------------|------|---|------|
|                           |                                  | April<br>avril            |      | January - April<br>janvier - avril |      | April<br>avril        |      | January - April<br>janvier - avril |      | April<br>avril                              |      |
|                           |                                  | 2002                      | 2003 | 2002                               | 2003 | 2002                  | 2003 | 2002                               | 2003 | 2002  | 2003 |
| Saguenay<br>CMA/RMR       | Larouche P                       | -                         | -    | -                                  | -    | -                     | -    | 1                                  | 24   | -   | -    |
|                           | Saguenay V                       | 21                        | 55   | 68                                 | 80   | 6                     | 234  | 35                                 | 297  | 129   | 71   |
|                           | Saint-Fulgence M                 | -                         | -    | -                                  | -    | 1                     | -    | 5                                  | 2    | 1   | -    |
|                           | Saint-Honoré M                   | 1                         | -    | 2                                  | 2    | -                     | -    | 4                                  | 2    | 2   | 2    |
|                           | Tremblay CT                      | -                         | -    | -                                  | -    | -                     | -    | -                                  | -    | -   | -    |
|                           | <b>Total</b>                     | 22                        | 55   | 70                                 | 82   | 7                     | 234  | 45                                 | 325  | 132   | 73   |
| Sherbrooke<br>CMA/RMR     | Ascot Corner M                   | -                         | -    | -                                  | 3    | -                     | -    | 2                                  | 2    | -   | 3    |
|                           | Compton Station<br>M             | -                         | -    | -                                  | -    | -                     | -    | -                                  | -    | -   | -    |
|                           | Hatley CT                        | 3                         | -    | 4                                  | -    | -                     | 1    | 3                                  | 7    | 4   | 1    |
|                           | North Hatley VL                  | -                         | -    | -                                  | -    | -                     | -    | -                                  | -    | -   | -    |
|                           | Saint-Denis-de-<br>Brompton P    | -                         | 7    | 3                                  | 9    | -                     | -    | -                                  | 5    | 6   | 10   |
|                           | Sherbrooke V                     | 53                        | 55   | 147                                | 192  | 46                    | 54   | 117                                | 123  | 176   | 158  |
|                           | Stoke M                          | 1                         | 2    | 2                                  | 4    | 3                     | 1    | 7                                  | 1    | 3   | 3    |
|                           | Waterville V                     | -                         | -    | -                                  | 2    | -                     | -    | -                                  | 2    | -   | -    |
|                           | <b>Total</b>                     | 57                        | 64   | 156                                | 210  | 49                    | 56   | 129                                | 140  | 189   | 175  |
| Trois-Rivières<br>CMA/RMR | Bécancour V                      | 1                         | 7    | 2                                  | 15   | 1                     | 2    | 2                                  | 4    | 3   | 60   |
|                           | Champlain M                      | -                         | -    | 2                                  | 1    | -                     | -    | 2                                  | 1    | -   | -    |
|                           | Réserve Indienne<br>(Wôlinak 11) | -                         | -    | -                                  | -    | -                     | -    | -                                  | -    | -   | -    |
|                           | Saint-Maurice P                  | -                         | -    | -                                  | -    | -                     | -    | -                                  | -    | -   | -    |
|                           | Trois-Rivières V                 | 28                        | 51   | 69                                 | 125  | 26                    | 34   | 62                                 | 99   | 58  | 261  |
|                           | <b>Total</b>                     | 29                        | 58   | 73                                 | 141  | 27                    | 36   | 66                                 | 104  | 61  | 321  |

Table H5-7 - Tableau H5-7

Starts, Completions, and Under Construction - Logements mis en chantier, achevés, et en construction

Quebec - Québec

Centres 50 000+ - Les centres de 50 000 habitants et plus

April 2003 - avril 2003

|                               |                                   | Starts<br>Mis en chantier |      |                                    |      | Completion<br>Achevés |      |                                    |      | Under<br>Construction<br>En<br>construction |      |
|-------------------------------|-----------------------------------|---------------------------|------|------------------------------------|------|-----------------------|------|------------------------------------|------|---|------|
|                               |                                   | April<br>avril            |      | January - April<br>janvier - avril |      | April<br>avril        |      | January - April<br>janvier - avril |      | April<br>avril                              |      |
|                               |                                   | 2002                      | 2003 | 2002                               | 2003 | 2002                  | 2003 | 2002                               | 2003 | 2002  | 2003 |
| Drummondville<br>CA/AR        | Drummondville V                   | 31                        | 16   | 78                                 | 74   | 104                   | 24   | 146                                | 83   | 176   | 102  |
|                               | Saint-Charles-de-<br>Drummond M   | 6                         | 4    | 20                                 | 22   | 8                     | 10   | 19                                 | 31   | 27  | 20   |
|                               | Saint-Cyrille-de-<br>Wendover M   | -                         | 4    | -                                  | 8    | -                     | 1    | -                                  | 3    | -   | 12   |
|                               | Saint-Lucien P                    | -                         | -    | -                                  | 2    | -                     | 2    | -                                  | 2    | -   | -    |
|                               | Saint-Majorique-de-<br>Grantham P | -                         | -    | -                                  | -    | -                     | -    | 1                                  | -    | -   | -    |
|                               | Saint-Nicéphore V                 | 1                         | 5    | 1                                  | 8    | 1                     | 3    | 4                                  | 12   | -   | 14   |
|                               | <b>Total</b>                      | 38                        | 29   | 99                                 | 114  | 113                   | 40   | 170                                | 131  | 203   | 148  |
| Granby CA/AR                  | Bromont V                         | 7                         | 11   | 11                                 | 25   | 3                     | 7    | 9                                  | 34   | 12  | 18   |
|                               | Granby CT                         | 2                         | 4    | 3                                  | 5    | -                     | 2    | 4                                  | 6    | 3   | 6    |
|                               | Granby V                          | 62                        | 14   | 76                                 | 36   | 9                     | 30   | 27                                 | 51   | 257   | 180  |
|                               | <b>Total</b>                      | 71                        | 29   | 90                                 | 66   | 12                    | 39   | 40                                 | 91   | 272   | 204  |
| Rimouski CA/AR                | Le Bic M                          | 1                         | **   | 1                                  | **   | -                     | **   | 2                                  | **   | 2   | **   |
|                               | Rimouski V                        | 4                         | **   | 18                                 | **   | -                     | **   | 20                                 | **   | 58  | **   |
|                               | Saint-Anaclet-de-<br>Lessard P    | -                         | **   | -                                  | **   | -                     | **   | 1                                  | **   | -   | **   |
|                               | Saint-Narcisse-de-<br>Rimouski P  | -                         | **   | 1                                  | **   | 1                     | **   | 1                                  | **   | -   | **   |
|                               | <b>Total</b>                      | 5                         | **   | 20                                 | **   | 1                     | **   | 24                                 | **   | 60  | **   |
| Saint-Hyacinthe<br>CA/AR      | Saint-Hyacinthe V                 | 15                        | **   | 41                                 | **   | 5                     | **   | 15                                 | **   | 44  | **   |
|                               | <b>Total</b>                      | 15                        | **   | 41                                 | **   | 5                     | **   | 15                                 | **   | 44  | **   |
| Saint-Jean-Iberville<br>CA/AR | Saint-Jean-Iberville<br>V         | 97                        | 154  | 223                                | 281  | 62                    | 48   | 101                                | 139  | 254   | 312  |
|                               | <b>Total</b>                      | 97                        | 154  | 223                                | 281  | 62                    | 48   | 101                                | 139  | 254   | 312  |

Table H5-8 - Tableau H5-8

Starts, Completions, and Under Construction - Logements mis en chantier, achevés, et en construction

Quebec - Québec

Centres 50 000+ - Les centres de 50 000 habitants et plus

April 2003 - avril 2003

|                     |                             | Starts<br>Mis en chantier |       |                                    |       | Completion<br>Achevés |       |                                    |       | Under<br>Construction<br>En<br>construction |        |
|---------------------|-----------------------------|---------------------------|-------|------------------------------------|-------|-----------------------|-------|------------------------------------|-------|---|--------|
|                     |                             | April<br>avril            |       | January - April<br>janvier - avril |       | April<br>avril        |       | January - April<br>janvier - avril |       | April<br>avril                              |        |
|                     |                             | 2002                      | 2003  | 2002                               | 2003  | 2002                  | 2003  | 2002                               | 2003  | 2002  | 2003   |
| Shawinigan<br>CA/AR | Saint-Mathieu-<br>du-Parc M | -                         | -     | -                                  | 1     | -                     | -     | -                                  | -     | -   | 1      |
|                     | Shawinigan V                | 15                        | 5     | 17                                 | 8     | 24                    | 5     | 26                                 | 17    | 6   | 2      |
|                     | <b>Total</b>                | 15                        | 5     | 17                                 | 9     | 24                    | 5     | 26                                 | 17    | 6   | 3      |
| Province            | <b>Total</b>                | 3,790                     | 3,863 | 9,164                              | 9,924 | 1,318                 | 2,217 | 4,745                              | 6,752 | 13,013                                      | 17,479 |

Table H6-1 - Tableau H6-1

Starts, Completions, and Under Construction - Logements mis en chantier, achevés, et en construction

Ontario

Centres 50 000+ - Les centres de 50 000 habitants et plus

Avril 2003 - avril 2003

|                            |                           | Starts<br>Mis en chantier |      |                                    |      | Completion<br>Achevés |      |                                    |      | Under<br>Construction<br>En<br>construction |       |
|----------------------------|---------------------------|---------------------------|------|------------------------------------|------|-----------------------|------|------------------------------------|------|---|-------|
|                            |                           | April<br>avril            |      | January - April<br>janvier - avril |      | April<br>avril        |      | January - April<br>janvier - avril |      | April<br>avril                              |       |
|                            |                           | 2002                      | 2003 | 2002                               | 2003 | 2002                  | 2003 | 2002                               | 2003 | 2002  | 2003  |
| Greater Sudbury<br>CMA/RMR | Greater Sudbury<br>C      | 15                        | 11   | 23                                 | 15   | 12                    | 11   | 47                                 | 65   | 34  | 42    |
|                            | Indian Reserves           | -                         | -    | -                                  | -    | -                     | -    | -                                  | -    | -   | -     |
|                            | <b>Total</b>              | 15                        | 11   | 23                                 | 15   | 12                    | 11   | 47                                 | 65   | 34  | 42    |
| Hamilton<br>CMA/RMR        | Burlington C              | 65                        | 103  | 267                                | 439  | 123                   | 77   | 347                                | 364  | 652   | 949   |
|                            | Grimsby T                 | -                         | 28   | 7                                  | 85   | 12                    | 14   | 34                                 | 37   | 23  | 101   |
|                            | Hamilton C                | 150                       | 105  | 488                                | 340  | 243                   | 71   | 705                                | 498  | 631   | 723   |
|                            | <b>Total</b>              | 215                       | 236  | 762                                | 864  | 378                   | 162  | 1,086                              | 899  | 1,306                                       | 1,773 |
| Kingston<br>CMA/RMR        | Frontenac<br>Islands TP   | -                         | 2    | -                                  | 8    | -                     | 1    | 2                                  | 2    | -   | 7     |
|                            | Kingston C                | 68                        | 64   | 132                                | 114  | 25                    | 49   | 141                                | 147  | 260   | 166   |
|                            | Loyalist TP               | 3                         | 5    | 15                                 | 9    | -                     | 1    | 10                                 | 19   | 21  | 28    |
|                            | South Frontenac<br>TP     | 8                         | 13   | 16                                 | 18   | 3                     | 7    | 30                                 | 35   | 20  | 29    |
|                            | <b>Total</b>              | 79                        | 84   | 163                                | 149  | 28                    | 58   | 183                                | 203  | 301   | 230   |
| Kitchener<br>CMA/RMR       | Cambridge C               | 89                        | 119  | 247                                | 328  | 82                    | 89   | 278                                | 323  | 296   | 496   |
|                            | Kitchener C               | 112                       | 155  | 335                                | 402  | 65                    | 93   | 204                                | 364  | 1,420                                       | 1,531 |
|                            | North Dumfries<br>TP      | 12                        | 2    | 24                                 | 6    | 8                     | 4    | 15                                 | 9    | 23  | 14    |
|                            | Waterloo C                | 120                       | 81   | 413                                | 238  | 70                    | 72   | 210                                | 253  | 563   | 641   |
|                            | Woolwich TP               | 4                         | 14   | 13                                 | 25   | 5                     | 4    | 21                                 | 13   | 20  | 28    |
|                            | <b>Total</b>              | 337                       | 371  | 1,032                              | 999  | 230                   | 262  | 728                                | 962  | 2,322                                       | 2,710 |
| London<br>CMA/RMR          | Central Elgin M           | 12                        | 1    | 20                                 | 5    | 2                     | 2    | 6                                  | 7    | 30  | 20    |
|                            | London C                  | 143                       | 287  | 405                                | 861  | 79                    | 77   | 312                                | 383  | 503   | 1,353 |
|                            | Middlesex<br>Centre TP    | 10                        | 12   | 30                                 | 31   | 11                    | 3    | 26                                 | 23   | 30  | 46    |
|                            | Southwold TP              | 3                         | 2    | 4                                  | 3    | 4                     | 2    | 7                                  | 9    | 5   | 3     |
|                            | St Thomas C               | 23                        | 19   | 70                                 | 56   | 11                    | 18   | 56                                 | 60   | 52  | 50    |
|                            | Strathroy-<br>Caradoc Twp | 11                        | 9    | 23                                 | 20   | 10                    | 2    | 60                                 | 33   | 48  | 34    |
|                            | Thames Centre<br>M        | 6                         | 9    | 20                                 | 17   | 4                     | 4    | 14                                 | 20   | 16  | 20    |
|                            | <b>Total</b>              | 208                       | 339  | 572                                | 993  | 121                   | 108  | 481                                | 535  | 684   | 1,526 |
| Oshawa<br>CMA/RMR          | Clarington T              | 123                       | 74   | 247                                | 214  | 42                    | 47   | 157                                | 288  | 366   | 371   |
|                            | Oshawa C                  | 175                       | 62   | 264                                | 114  | 44                    | 59   | 158                                | 210  | 383   | 318   |
|                            | Whitby T                  | 82                        | 255  | 572                                | 653  | 109                   | 98   | 399                                | 409  | 1,100                                       | 1,040 |
|                            | <b>Total</b>              | 380                       | 391  | 1,083                              | 981  | 195                   | 204  | 714                                | 907  | 1,849                                       | 1,729 |

Table H6-2 - Tableau H6-2

Starts, Completions, and Under Construction - Logements mis en chantier, achevés, et en construction

Ontario

Centres 50 000+ - Les centres de 50 000 habitants et plus

Avril 2003 - avril 2003

|  |  | Starts<br>Mis en chantier |      |                                    |       | Completion<br>Achevés |      |                                    |       | Under<br>Construction<br>En<br>construction |       |
|--|--|---------------------------|------|------------------------------------|-------|-----------------------|------|------------------------------------|-------|---|-------|
|  |  | April<br>avril            |      | January - April<br>janvier - avril |       | April<br>avril        |      | January - April<br>janvier - avril |       | April<br>avril                              |       |
|  |  | 2002                      | 2003 | 2002                               | 2003  | 2002                  | 2003 | 2002                               | 2003  | 2002  | 2003  |
| Ottawa-Gatineau<br>CMA/RMR<br>(Ontario<br>Part/Partie<br>Ontarienne) | Casselman VL                           | 4                         | -    | 8                                  | 4     | 4                     | -    | 7                                  | 4     | 10  | 6     |
|  | Clarence-<br>Rockland C                | 10                        | 6    | 21                                 | 20    | 29                    | 4    | 67                                 | 50    | 21  | 27    |
|  | Ottawa C                               | 664                       | 674  | 2,166                              | 1,684 | 435                   | 372  | 1,686                              | 1,476 | 2,950                                       | 4,182 |
|  | Russell TP                             | 16                        | 12   | 27                                 | 29    | 3                     | 7    | 25                                 | 43    | 49  | 55    |
|  | <b>Total</b>                           | 694                       | 692  | 2,222                              | 1,737 | 471                   | 383  | 1,785                              | 1,573 | 3,030                                       | 4,270 |
| St. Catharines-<br>Niagara<br>CMA/RMR                                | Fort Erie T                            | 6                         | 11   | 24                                 | 32    | 5                     | 10   | 40                                 | 37    | 38  | 49    |
|  | Lincoln T                              | 9                         | 8    | 31                                 | 23    | 9                     | 4    | 33                                 | 35    | 47  | 52    |
|  | Niagara Falls C                        | 30                        | 11   | 56                                 | 56    | 23                    | 21   | 70                                 | 67    | 100   | 136   |
|  | Niagara-on-the-<br>Lake T              | 13                        | 5    | 33                                 | 23    | 7                     | 12   | 30                                 | 32    | 91  | 67    |
|  | Pelham T                               | 8                         | 6    | 18                                 | 21    | 5                     | 3    | 21                                 | 15    | 40  | 40    |
|  | Port Colborne C                        | -                         | 1    | 5                                  | 10    | 3                     | 2    | 5                                  | 4     | 16  | 20    |
|  | St Catharines C                        | 10                        | 22   | 77                                 | 98    | 17                    | 16   | 89                                 | 75    | 92  | 128   |
|  | Thorold C                              | 2                         | 2    | 7                                  | 16    | 7                     | 4    | 13                                 | 11    | 22  | 40    |
|  | Wainfleet TP                           | 1                         | 3    | 1                                  | 4     | 1                     | 3    | 9                                  | 9     | 8   | 11    |
|  | Welland C                              | 17                        | 20   | 43                                 | 51    | 10                    | 10   | 36                                 | 34    | 72  | 107   |
|  | <b>Total</b>                           | 96                        | 89   | 295                                | 334   | 87                    | 85   | 346                                | 319   | 526   | 650   |
| Thunder Bay<br>CMA/RMR   | Conmee TP                              | -                         | -    | -                                  | -     | -                     | -    | -                                  | -     | -   | -     |
|  | Gillies TP                             | -                         | -    | -                                  | -     | 1                     | -    | 2                                  | -     | -   | -     |
|  | Indian<br>Reserve(Fort<br>Williams 52) | -                         | -    | -                                  | -     | -                     | -    | -                                  | -     | -   | -     |
|  | Neebing TP                             | -                         | -    | -                                  | -     | -                     | 1    | 2                                  | 2     | 6   | 11    |
|  | O'Connor TP                            | -                         | -    | -                                  | -     | -                     | -    | -                                  | -     | -   | -     |
|  | Oliver Paipoonge<br>TP                 | -                         | -    | 3                                  | 4     | -                     | -    | 3                                  | 4     | 5   | 5     |
|  | Shuniah TP                             | -                         | -    | 1                                  | 1     | -                     | -    | 1                                  | 2     | 3   | 2     |
|  | Thunder Bay C                          | 10                        | 3    | 15                                 | 7     | 8                     | 10   | 36                                 | 51    | 81  | 93    |
|  | <b>Total</b>                           | 10                        | 3    | 19                                 | 12    | 9                     | 11   | 44                                 | 59    | 95  | 111   |

Table H6-3 - Tableau H6-3

Starts, Completions, and Under Construction - Logements mis en chantier, achevés, et en construction

Ontario

Centres 50 000+ - Les centres de 50 000 habitants et plus

Avril 2003 - avril 2003

|                         |                                 | Starts<br>Mis en chantier |       |                                    |        | Completion<br>Achevés |       |                                    |        | Under<br>Construction<br>En<br>construction |        |
|-------------------------|---------------------------------|---------------------------|-------|------------------------------------|--------|-----------------------|-------|------------------------------------|--------|---|--------|
|                         |                                 | April<br>avril            |       | January - April<br>janvier - avril |        | April<br>avril        |       | January - April<br>janvier - avril |        | April<br>avril                              |        |
|                         |                                 | 2002                      | 2003  | 2002                               | 2003   | 2002                  | 2003  | 2002                               | 2003   | 2002  | 2003   |
| Toronto<br>Metro        | Toronto C                       | 819                       | 787   | 4,104                              | 5,805  | 941                   | 2,132 | 3,708                              | 5,064  | 20,854                                      | 19,307 |
|                         | <b>Total</b>                    | 819                       | 787   | 4,104                              | 5,805  | 941                   | 2,132 | 3,708                              | 5,064  | 20,854                                      | 19,307 |
| Toronto<br>York         | Aurora T                        | 22                        | 28    | 90                                 | 175    | 54                    | 11    | 115                                | 44     | 254   | 309    |
|                         | Chippewas of<br>Georgina Island | -                         | -     | -                                  | -      | -                     | -     | -                                  | -      | -   | -      |
|                         | East Gwillimbury<br>T           | 2                         | 1     | 18                                 | 3      | 13                    | 3     | 23                                 | 17     | 13  | 10     |
|                         | Georgina T                      | 85                        | 21    | 141                                | 68     | 26                    | 7     | 166                                | 82     | 190   | 126    |
|                         | King TP                         | 3                         | 5     | 16                                 | 51     | 2                     | 1     | 16                                 | 43     | 35  | 69     |
|                         | Markham T                       | 290                       | 302   | 1,522                              | 1,036  | 187                   | 550   | 1,230                              | 1,120  | 1,990                                       | 1,382  |
|                         | Newmarket T                     | 52                        | 13    | 165                                | 68     | 43                    | 73    | 193                                | 167    | 311   | 368    |
|                         | Richmond Hill T                 | 457                       | 185   | 998                                | 616    | 126                   | 129   | 916                                | 503    | 1,688                                       | 1,729  |
|                         | Vaughan C                       | 377                       | 168   | 1,065                              | 598    | 397                   | 285   | 1,469                              | 1,240  | 2,482                                       | 2,043  |
|                         | Whitchurch-<br>Stouffville T    | 11                        | 38    | 55                                 | 65     | 6                     | 3     | 52                                 | 21     | 69  | 81     |
|                         | <b>Total</b>                    | 1,299                     | 761   | 4,070                              | 2,680  | 854                   | 1,062 | 4,180                              | 3,237  | 7,032                                       | 6,117  |
| Toronto<br>Peel         | Brampton C                      | 587                       | 564   | 1,494                              | 1,535  | 326                   | 183   | 1,341                              | 903    | 1,112                                       | 1,805  |
|                         | Caledon T                       | 17                        | 38    | 118                                | 85     | 40                    | -     | 179                                | 67     | 27  | 74     |
|                         | Mississauga C                   | 456                       | 656   | 2,152                              | 1,573  | 494                   | 319   | 2,454                              | 1,847  | 3,221                                       | 3,103  |
|                         | <b>Total</b>                    | 1,060                     | 1,258 | 3,764                              | 3,193  | 860                   | 502   | 3,974                              | 2,817  | 4,360                                       | 4,982  |
| Toronto<br>Other/Autres | Ajax T                          | 96                        | 70    | 139                                | 172    | 33                    | 40    | 203                                | 229    | 550   | 674    |
|                         | Bradford West<br>Gwillimbury T  | -                         | 49    | -                                  | 71     | -                     | 4     | -                                  | 73     | 78  | 85     |
|                         | Halton Hills T                  | 69                        | 23    | 143                                | 200    | 60                    | 22    | 164                                | 122    | 88  | 193    |
|                         | Milton T                        | 201                       | 194   | 434                                | 361    | 16                    | 126   | 349                                | 494    | 662   | 568    |
|                         | Mono TP                         | -                         | -     | 1                                  | 2      | 1                     | -     | 5                                  | 6      | 1   | 1      |
|                         | New Tecumseth<br>T              | 13                        | 7     | 37                                 | 39     | 24                    | 25    | 42                                 | 52     | 33  | 36     |
|                         | Oakville T                      | 274                       | 257   | 726                                | 539    | 60                    | 177   | 257                                | 479    | 991   | 1,361  |
|                         | Orangeville T                   | 18                        | 33    | 51                                 | 60     | 16                    | 5     | 57                                 | 54     | 46  | 45     |
|                         | Pickering C                     | 11                        | 3     | 39                                 | 39     | 12                    | 57    | 38                                 | 112    | 75  | 127    |
|                         | Uxbridge TP                     | 19                        | 8     | 43                                 | 32     | 10                    | 5     | 43                                 | 48     | 63  | 108    |
|                         | <b>Total</b>                    | 701                       | 644   | 1,613                              | 1,515  | 232                   | 461   | 1,158                              | 1,669  | 2,587                                       | 3,198  |
| Toronto<br>CMA/RMR      | <b>Total</b>                    | 3,879                     | 3,450 | 13,551                             | 13,193 | 2,887                 | 4,157 | 13,020                             | 12,787 | 34,833                                      | 33,604 |

Table H6-4 - Tableau H6-4

Starts, Completions, and Under Construction - Logements mis en chantier, achevés, et en construction

Ontario

Centres 50 000+ - Les centres de 50 000 habitants et plus

Avril 2003 - avril 2003

|                       |                                 | Starts<br>Mis en chantier |      |                                    |      | Completion<br>Achevés |      |                                    |      | Under<br>Construction<br>En<br>construction |      |
|-----------------------|---------------------------------|---------------------------|------|------------------------------------|------|-----------------------|------|------------------------------------|------|---|------|
|                       |                                 | April<br>avril            |      | January - April<br>janvier - avril |      | April<br>avril        |      | January - April<br>janvier - avril |      | April<br>avril                              |      |
|                       |                                 | 2002                      | 2003 | 2002                               | 2003 | 2002                  | 2003 | 2002                               | 2003 | 2002  | 2003 |
| Windsor<br>CMA/RMR    | Amherstburg TP                  | 11                        | 18   | 39                                 | 42   | -                     | 16   | 31                                 | 64   | 39  | 36   |
|                       | Essex T                         | 10                        | 3    | 17                                 | 5    | 3                     | 1    | 9                                  | 8    | 16  | 5    |
|                       | Lakeshore T                     | 40                        | 34   | 107                                | 119  | 21                    | 27   | 92                                 | 130  | 86  | 107  |
|                       | LaSalle T                       | 16                        | 10   | 52                                 | 47   | 7                     | 21   | 131                                | 132  | 86  | 45   |
|                       | Tecumseh T                      | 8                         | 13   | 18                                 | 19   | 4                     | 5    | 29                                 | 17   | 17  | 15   |
|                       | Windsor C                       | 128                       | 108  | 344                                | 377  | 124                   | 83   | 425                                | 437  | 456   | 499  |
|                       | <b>Total</b>                    | 213                       | 186  | 577                                | 609  | 159                   | 153  | 717                                | 788  | 700   | 707  |
| Barrie CA/AR          | Barrie C                        | 189                       | 138  | 493                                | 558  | 112                   | 161  | 590                                | 560  | 550   | 733  |
|                       | Innisfil T                      | 15                        | 5    | 47                                 | 24   | 9                     | 19   | 60                                 | 98   | 79  | 93   |
|                       | Springwater TP                  | -                         | 6    | 7                                  | 20   | -                     | 12   | 18                                 | 37   | 26  | 13   |
|                       | <b>Total</b>                    | 204                       | 149  | 547                                | 602  | 121                   | 192  | 668                                | 695  | 655   | 839  |
| Belleville CA/AR      | Belleville C                    | -                         | 25   | 28                                 | 67   | 8                     | 10   | 47                                 | 72   | 94  | 126  |
|                       | Quinte West C                   | 15                        | 6    | 26                                 | 18   | 10                    | 7    | 40                                 | 37   | 22  | 46   |
|                       | <b>Total</b>                    | 15                        | 31   | 54                                 | 85   | 18                    | 17   | 87                                 | 109  | 116   | 172  |
| Brantford<br>CA/AR    | Brant C                         | 26                        | **   | 78                                 | **   | 59                    | **   | 101                                | **   | 152   | **   |
|                       | Brantford C                     | 25                        | 24   | 58                                 | 90   | 24                    | 96   | 61                                 | 177  | 74  | 162  |
|                       | <b>Total</b>                    | 51                        | 24   | 136                                | 90   | 83                    | 96   | 162                                | 177  | 226   | 162  |
| Chatham-Kent<br>CA/AR | Chatham-Kent C                  | 11                        | 4    | 28                                 | 26   | 17                    | 6    | 31                                 | 17   | 44  | 29   |
|                       | Indian Reserve<br>(Moravian 47) | -                         | -    | -                                  | -    | -                     | -    | -                                  | -    | -   | -    |
|                       | <b>Total</b>                    | 11                        | 4    | 28                                 | 26   | 17                    | 6    | 31                                 | 17   | 44  | 29   |



Table H6-5 - Tableau H6-5

Starts, Completions, and Under Construction - Logements mis en chantier, achevés, et en construction

Ontario

Centres 50 000+ - Les centres de 50 000 habitants et plus

Avril 2003 - avril 2003

|                         |                                   | Starts<br>Mis en chantier |      |                                    |      | Completion<br>Achevés |      |                                    |      | Under<br>Construction<br>En<br>construction |      |
|-------------------------|-----------------------------------|---------------------------|------|------------------------------------|------|-----------------------|------|------------------------------------|------|---|------|
|                         |                                   | April<br>avril            |      | January - April<br>janvier - avril |      | April<br>avril        |      | January - April<br>janvier - avril |      | April<br>avril                              |      |
|                         |                                   | 2002                      | 2003 | 2002                               | 2003 | 2002                  | 2003 | 2002                               | 2003 | 2002  | 2003 |
| Cornwall CA/AR          | Akwesasne (Part)                  | -                         | -    | -                                  | -    | -                     | -    | -                                  | -    | -   | -    |
|                         | Cornwall C                        | -                         | -    | 14                                 | 10   | -                     | -    | 14                                 | 23   | 27  | 14   |
|                         | South Glengarry TP                | -                         | 1    | 2                                  | 11   | 3                     | -    | 14                                 | 20   | 6   | 21   |
|                         | South Stormont TP                 | 8                         | 4    | 10                                 | 9    | 1                     | -    | 17                                 | 18   | 15  | 13   |
|                         | <b>Total</b>                      | 8                         | 5    | 26                                 | 30   | 4                     | -    | 45                                 | 61   | 48  | 48   |
| Guelph CA/AR            | Guelph C                          | 73                        | 72   | 302                                | 265  | 70                    | 82   | 321                                | 260  | 434   | 417  |
|                         | Guelph/Eramosa TP                 | 7                         | 4    | 36                                 | 12   | 12                    | 2    | 24                                 | 13   | 44  | 15   |
|                         | <b>Total</b>                      | 80                        | 76   | 338                                | 277  | 82                    | 84   | 345                                | 273  | 478   | 432  |
| Kawartha Lakes<br>CA/AR | Kawartha Lakes C                  | **                        | 23   | **                                 | 52   | **                    | 17   | **                                 | 91   | **  | 150  |
|                         | <b>Total</b>                      | **                        | 23   | **                                 | 52   | **                    | 17   | **                                 | 91   | **  | 150  |
| Norfolk CA/AR           | Norfolk T                         | **                        | -    | **                                 | 3    | **                    | 25   | **                                 | 66   | **  | 211  |
|                         | <b>Total</b>                      | **                        | -    | **                                 | 3    | **                    | 25   | **                                 | 66   | **  | 211  |
| North Bay CA/AR         | Bonfield TP                       | -                         | -    | -                                  | -    | -                     | -    | -                                  | 4    | 2   | 1    |
|                         | East Ferris TP                    | -                         | -    | 2                                  | 1    | 1                     | 2    | 5                                  | 3    | 4   | 1    |
|                         | Indian Reserve<br>(Nipissing 10)  | -                         | -    | -                                  | -    | -                     | -    | -                                  | -    | -   | -    |
|                         | North Bay C                       | -                         | -    | 4                                  | -    | 3                     | 1    | 12                                 | 10   | 10  | 25   |
|                         | North Himsworth TP                | 2                         | 5    | 2                                  | 7    | 1                     | 2    | 3                                  | 10   | 6   | 9    |
|                         | <b>Total</b>                      | 2                         | 5    | 8                                  | 8    | 5                     | 5    | 20                                 | 27   | 22  | 36   |
| Peterborough<br>CA/AR   | Cavan-Millbrook-North<br>Monaghan | 1                         | 10   | 1                                  | 15   | 2                     | -    | 4                                  | 3    | 6   | 44   |
|                         | Douro-Dummer TP                   | 4                         | 1    | 5                                  | 2    | 2                     | -    | 8                                  | 5    | 6   | 13   |
|                         | Indian Reserves                   | -                         | -    | 1                                  | -    | -                     | 1    | 2                                  | 1    | 1   | -    |
|                         | Otonabee-South<br>Monaghan TP     | 1                         | 2    | 2                                  | 4    | 2                     | -    | 4                                  | 5    | 3   | 5    |
|                         | Peterborough C                    | 9                         | 28   | 33                                 | 51   | 9                     | 15   | 80                                 | 74   | 44  | 66   |
|                         | Smith-Ennismore-<br>Lakefield TP  | 6                         | 4    | 10                                 | 13   | 3                     | 12   | 27                                 | 45   | 13  | 17   |
|                         | <b>Total</b>                      | 21                        | 45   | 52                                 | 85   | 18                    | 28   | 125                                | 133  | 73  | 145  |

Table H6-6 - Tableau H6-6

Starts, Completions, and Under Construction - Logements mis en chantier, achevés, et en construction

Ontario

Centres 50 000+ - Les centres de 50 000 habitants et plus

April 2003 - avril 2003

|                              |   | Starts<br>Mis en chantier |       |                                    |        | Completion<br>Achevés |       |                                    |        | Under<br>Construction<br>En<br>construction |        |
|------------------------------|---|---------------------------|-------|------------------------------------|--------|-----------------------|-------|------------------------------------|--------|---|--------|
|                              |   | April<br>avril            |       | January - April<br>janvier - avril |        | April<br>avril        |       | January - April<br>janvier - avril |        | April<br>avril                              |        |
|                              |   | 2002                      | 2003  | 2002                               | 2003   | 2002                  | 2003  | 2002                               | 2003   | 2002  | 2003   |
| Sarnia<br>CA/AR              | Indian Reserve<br>(Sarnia 45)             | -                         | -     | -                                  | -      | -                     | -     | -                                  | -      | -   | -      |
|                              | Point Edward VL                           | 2                         | -     | 2                                  | -      | -                     | -     | 1                                  | -      | 2   | -      |
|                              | Sarnia C                                  | 11                        | 15    | 35                                 | 34     | 9                     | 9     | 39                                 | 53     | 42  | 209    |
|                              | St. Clair TP                              | 6                         | 4     | 8                                  | 8      | 5                     | 3     | 15                                 | 8      | 9   | 13     |
|                              | <b>Total</b>                              | 19                        | 19    | 45                                 | 42     | 14                    | 12    | 55                                 | 61     | 53  | 222    |
| Sault Ste.<br>Marie<br>CA/AR | Indian Reserves                           | -                         | -     | -                                  | -      | -                     | -     | -                                  | -      | -   | -      |
|                              | Laird TP                                  | -                         | -     | -                                  | -      | 2                     | 1     | 3                                  | 1      | -   | 3      |
|                              | MacDonald,<br>Meredith and<br>Aberdeen TP | -                         | -     | 1                                  | 1      | -                     | -     | 1                                  | -      | 1   | 1      |
|                              | Prince TP                                 | -                         | 2     | -                                  | 2      | -                     | 2     | -                                  | 2      | -   | -      |
|                              | Sault Ste Marie<br>C                      | -                         | 2     | 4                                  | 5      | 8                     | 12    | 25                                 | 24     | 10  | 26     |
|                              | <b>Total</b>                              | -                         | 4     | 5                                  | 8      | 10                    | 15    | 29                                 | 27     | 11  | 30     |
| Province                     | <b>Total</b>                              | 6,537                     | 6,237 | 21,538                             | 21,194 | 4,949                 | 6,091 | 20,718                             | 20,834 | 47,406                                      | 49,828 |

Table H7 - Tableau H7

Starts, Completions, and Under Construction - Logements mis en chantier, achevés, et en construction

Manitoba

Centres 50 000+ - Les centres de 50 000 habitants et plus

April 2003 - avril 2003

|                     |                          | Starts<br>Mis en chantier |      |                                    |      | Completion<br>Achevés |      |                                    |      | Under<br>Construction<br>En<br>construction |       |
|---------------------|--------------------------|---------------------------|------|------------------------------------|------|-----------------------|------|------------------------------------|------|---|-------|
|                     |                          | April<br>avril            |      | January - April<br>janvier - avril |      | April<br>avril        |      | January - April<br>janvier - avril |      | April<br>avril                              |       |
|                     |                          | 2002                      | 2003 | 2002                               | 2003 | 2002                  | 2003 | 2002                               | 2003 | 2002  | 2003  |
| Winnipeg<br>CMA/RMR | Brokenhead 4 R           | -                         | 1    | 1                                  | 3    | -                     | 3    | 2                                  | 6    | 11  | 11    |
|                     | East St Paul RM          | 6                         | 14   | 17                                 | 37   | 3                     | 8    | 8                                  | 13   | 50  | 75    |
|                     | Headingley RM            | 5                         | 3    | 7                                  | 5    | 4                     | 3    | 6                                  | 4    | 11  | 16    |
|                     | Ritchot RM               | 1                         | 2    | 3                                  | 4    | 1                     | 1    | 5                                  | 3    | 7   | 6     |
|                     | Rosser RM                | 2                         | -    | 2                                  | -    | -                     | -    | -                                  | -    | 2   | -     |
|                     | Springfield RM           | 10                        | 4    | 21                                 | 11   | 1                     | 2    | 6                                  | 11   | 33  | 32    |
|                     | St Clements RM           | 14                        | 4    | 22                                 | 9    | 3                     | 1    | 7                                  | 16   | 35  | 31    |
|                     | St Francois Xavier<br>RM | -                         | 1    | -                                  | 2    | -                     | 1    | -                                  | 2    | 3   | 2     |
|                     | Tache RM                 | 3                         | 1    | 4                                  | 4    | 1                     | 5    | 19                                 | 14   | 8   | 17    |
|                     | West St Paul RM          | 4                         | 1    | 8                                  | 6    | -                     | 1    | 1                                  | 2    | 18  | 15    |
|                     | Winnipeg C               | 89                        | 101  | 308                                | 384  | 101                   | 61   | 191                                | 235  | 632   | 852   |
|                     | <b>Total</b>             | 134                       | 132  | 393                                | 465  | 114                   | 86   | 245                                | 306  | 810   | 1,057 |
| Province            | <b>Total</b>             | 134                       | 132  | 393                                | 465  | 114                   | 86   | 245                                | 306  | 810   | 1,057 |

Table H8-1 - Tableau H8-1

Starts, Completions, and Under Construction - Logements mis en chantier, achevés, et en construction

Saskatchewan

Centres 50 000+ - Les centres de 50 000 habitants et plus

Avril 2003 - avril 2003

|                      |                                  | Starts<br>Mis en chantier |            |                                    |           | Completion<br>Achevés |            |                                    |            | Under<br>Construction<br>En<br>construction |      |
|----------------------|----------------------------------|---------------------------|------------|------------------------------------|-----------|-----------------------|------------|------------------------------------|------------|---|------|
|                      |                                  | April<br>avril            |            | January - April<br>janvier - avril |           | April<br>avril        |            | January - April<br>janvier - avril |            | April<br>avril                              |      |
|                      |                                  | 2002                      | 2003       | 2002                               | 2003      | 2002                  | 2003       | 2002                               | 2003       | 2002  | 2003 |
| Saskatoon<br>CMA/RMR | Allan T                          | -                         | -          | -                                  | -         | -                     | -          | -                                  | -          | -   | -    |
|                      | Asquith T                        | -                         | -          | -                                  | -         | -                     | -          | -                                  | -          | -   | 1    |
|                      | Blucher NO 343<br>RM             | -                         | -          | 1                                  | 1         | -                     | -          | 3                                  | 4          | 1   | 1    |
|                      | Bradwell VL                      | -                         | -          | -                                  | -         | -                     | -          | -                                  | -          | -   | -    |
|                      | Clavet VL                        | -                         | -          | -                                  | -         | -                     | -          | -                                  | 1          | -   | -    |
|                      | Colonsay No. 342<br>RM           | -                         | -          | -                                  | -         | -                     | -          | -                                  | -          | -   | -    |
|                      | Colonsay T                       | -                         | -          | -                                  | -         | -                     | -          | -                                  | -          | -   | -    |
|                      | Corman Park No<br>344 RM         | 2                         | 1          | 6                                  | 3         | 1                     | 2          | 13                                 | 11         | 10  | 8    |
|                      | Dalmeny T                        | -                         | -          | -                                  | -         | -                     | -          | 1                                  | -          | -   | -    |
|                      | Delisle T                        | -                         | -          | -                                  | -         | -                     | -          | -                                  | -          | -   | -    |
|                      | Dundurn No 314<br>RM             | -                         | 1          | -                                  | 2         | -                     | -          | 1                                  | -          | -   | 4    |
|                      | Dundurn T                        | -                         | -          | -                                  | -         | -                     | -          | -                                  | -          | -   | -    |
|                      | Elstow VL                        | -                         | -          | -                                  | -         | -                     | -          | -                                  | -          | -   | -    |
|                      | Indian Reserve<br>(WHITE CAP 94) | -                         | -          | -                                  | -         | -                     | -          | -                                  | -          | -   | -    |
|                      | Langham T                        | -                         | -          | -                                  | -         | -                     | -          | -                                  | -          | -   | -    |
|                      | Martensville T                   | 4                         | 4          | 10                                 | 12        | -                     | 6          | 6                                  | 12         | 15  | 15   |
|                      | Meacham VL                       | -                         | -          | -                                  | -         | -                     | -          | -                                  | -          | -   | -    |
|                      | Osler T                          | -                         | 2          | -                                  | 2         | -                     | 4          | 2                                  | 5          | 2   | 3    |
|                      | Saskatoon C                      | 84                        | 237        | 290                                | 447       | 57                    | 53         | 206                                | 246        | 432   | 993  |
|                      | Shields RV                       | -                         | -          | -                                  | -         | -                     | -          | -                                  | -          | 1   | 1    |
|                      | Thode RV                         | 1                         | -          | 1                                  | -         | -                     | -          | -                                  | -          | 3   | 2    |
|                      | Vanscoy No 345<br>RM             | -                         | 2          | -                                  | 2         | -                     | -          | -                                  | -          | -   | 2    |
| Vanscoy VL           | -                                | -                         | -          | -                                  | -         | -                     | -          | -                                  | -          | -   |      |
| Warman T             | 9                                | 11                        | 16         | 25                                 | -         | 9                     | 5          | 17                                 | 22         | 51  |      |
| <b>Total</b>         | <b>100</b>                       | <b>258</b>                | <b>324</b> | <b>494</b>                         | <b>58</b> | <b>74</b>             | <b>237</b> | <b>296</b>                         | <b>486</b> | <b>1,081</b>                                |      |

Table H8-2 - Tableau H8-2

Starts, Completions, and Under Construction - Logements mis en chantier, achevés, et en construction

Saskatchewan

Centres 50 000+ - Les centres de 50 000 habitants et plus

April 2003 - avril 2003

|                   |                       | Starts<br>Mis en chantier |      |                                    |      | Completion<br>Achevés |      |                                    |      | Under<br>Construction<br>En<br>construction |       |
|-------------------|-----------------------|---------------------------|------|------------------------------------|------|-----------------------|------|------------------------------------|------|---|-------|
|                   |                       | April<br>avril            |      | January - April<br>janvier - avril |      | April<br>avril        |      | January - April<br>janvier - avril |      | April<br>avril                              |       |
|                   |                       | 2002                      | 2003 | 2002                               | 2003 | 2002                  | 2003 | 2002                               | 2003 | 2002  | 2003  |
| Regina<br>CMA/RMR | Balgonie T            | 2                         | -    | 5                                  | -    | -                     | 1    | -                                  | 6    | 7   | 15    |
|                   | Belle Plaine VL       | -                         | -    | -                                  | -    | -                     | -    | -                                  | -    | -   | -     |
|                   | Buena Vista VL        | -                         | -    | 1                                  | -    | -                     | -    | -                                  | 1    | 4   | 4     |
|                   | Disley VL             | -                         | -    | -                                  | -    | -                     | -    | -                                  | -    | -   | -     |
|                   | Edenwold No<br>158 RM | 5                         | 4    | 9                                  | 9    | 5                     | 6    | 14                                 | 17   | 21  | 22    |
|                   | Edenwold VL           | -                         | -    | -                                  | -    | -                     | -    | -                                  | -    | -   | -     |
|                   | Grand Coulee<br>VL    | -                         | -    | -                                  | 1    | -                     | -    | -                                  | 2    | -   | 2     |
|                   | Lumsden<br>Beach RV   | -                         | -    | -                                  | -    | -                     | -    | -                                  | -    | -   | -     |
|                   | Lumsden No<br>189 RM  | 2                         | -    | 2                                  | 2    | -                     | 2    | 1                                  | 16   | 18  | 9     |
|                   | Lumsden T             | -                         | 1    | -                                  | 1    | 1                     | -    | 2                                  | -    | 1   | 2     |
|                   | Pense No 160<br>RM    | -                         | -    | -                                  | -    | -                     | -    | -                                  | -    | 1   | 1     |
|                   | Pense VL              | -                         | -    | -                                  | -    | -                     | 1    | -                                  | 1    | -   | -     |
|                   | Pilot Butte T         | -                         | 1    | 2                                  | 2    | 1                     | 4    | 2                                  | 4    | 2   | 3     |
|                   | Regina Beach T        | -                         | 1    | -                                  | 1    | -                     | -    | 1                                  | 3    | 1   | 2     |
|                   | Regina C              | 59                        | 65   | 151                                | 291  | 79                    | 73   | 141                                | 191  | 272   | 392   |
|                   | Sherwood No<br>159 RM | -                         | -    | -                                  | -    | -                     | -    | 2                                  | 1    | 7   | 2     |
|                   | White City VL         | -                         | -    | -                                  | 1    | -                     | -    | -                                  | -    | 3   | 2     |
| <b>Total</b>      | 68                    | 72                        | 170  | 308                                | 86   | 87                    | 163  | 242                                | 337  | 456   |       |
| Province          | <b>Total</b>          | 168                       | 330  | 494                                | 802  | 144                   | 161  | 400                                | 538  | 823   | 1,537 |

Table H9-1 - Tableau H9-1

Starts, Completions, and Under Construction - Logements mis en chantier, achevés, et en construction

Alberta

Centres 50 000+ - Les centres de 50 000 habitants et plus

April 2003 - avril 2003

|                    |                                 | Starts<br>Mis en chantier |              |                                    |              | Completion<br>Achevés |            |                                    |              | Under<br>Construction<br>En<br>construction |              |
|--------------------|---------------------------------|---------------------------|--------------|------------------------------------|--------------|-----------------------|------------|------------------------------------|--------------|---|--------------|
|                    |                                 | April<br>avril            |              | January - April<br>janvier - avril |              | April<br>avril        |            | January - April<br>janvier - avril |              | April<br>avril                              |              |
|                    |                                 | 2002                      | 2003         | 2002                               | 2003         | 2002                  | 2003       | 2002                               | 2003         | 2002  | 2003         |
| Calgary<br>CMA/RMR | Airdrie C                       | 42                        | 62           | 164                                | 235          | 30                    | 64         | 221                                | 266          | 331   | 382          |
|                    | Beiseker VL                     | -                         | -            | 1                                  | 1            | -                     | -          | 2                                  | -            | 1   | 3            |
|                    | Calgary C                       | 1,102                     | 1,238        | 3,594                              | 4,618        | 707                   | 731        | 3,284                              | 3,755        | 6,646                                       | 8,608        |
|                    | Chestermere T                   | 24                        | 35           | 92                                 | 98           | 12                    | 32         | 89                                 | 116          | 111   | 170          |
|                    | Cochrane T                      | 20                        | 30           | 67                                 | 61           | 5                     | 19         | 19                                 | 77           | 107   | 117          |
|                    | Crossfield T                    | 2                         | 5            | 4                                  | 14           | -                     | 4          | 2                                  | 7            | 6   | 26           |
|                    | Indian Reserves<br>(Sarcee 145) | -                         | -            | -                                  | -            | -                     | -          | -                                  | -            | -   | -            |
|                    | Irricana VL                     | -                         | -            | 2                                  | 4            | -                     | -          | 1                                  | 1            | 3   | 7            |
|                    | Rocky View No 44<br>MD          | 17                        | 47           | 95                                 | 181          | 20                    | 44         | 110                                | 156          | 250   | 358          |
|                    | <b>Total</b>                    | <b>1,207</b>              | <b>1,417</b> | <b>4,019</b>                       | <b>5,212</b> | <b>774</b>            | <b>894</b> | <b>3,728</b>                       | <b>4,378</b> | <b>7,455</b>                                | <b>9,671</b> |

Table H9-2 - Tableau H9-2

Starts, Completions, and Under Construction - Logements mis en chantier, achevés, et en construction

Alberta

Centres 50 000+ - Les centres de 50 000 habitants et plus

Avril 2003 - avril 2003

|                         |                     | Starts<br>Mis en chantier |              |                                    |            | Completion<br>Achevés |              |                                    |              | Under<br>Construction<br>En<br>construction |       |
|-------------------------|---------------------|---------------------------|--------------|------------------------------------|------------|-----------------------|--------------|------------------------------------|--------------|---|-------|
|                         |                     | April<br>avril            |              | January - April<br>janvier - avril |            | April<br>avril        |              | January - April<br>janvier - avril |              | April<br>avril                              |       |
|                         |                     | 2002                      | 2003         | 2002                               | 2003       | 2002                  | 2003         | 2002                               | 2003         | 2002  | 2003  |
| Edmonton<br>North       | Betula Beach SV     | -                         | -            | -                                  | -          | -                     | -            | -                                  | -            | -   | -     |
|                         | Bon Accord T        | -                         | -            | -                                  | -          | -                     | -            | -                                  | -            | -   | -     |
|                         | Bruderheim T        | -                         | 1            | -                                  | 1          | -                     | -            | -                                  | 2            | 2   | 3     |
|                         | Edmonton C          | 576                       | 779          | 2,658                              | 2,347      | 285                   | 644          | 1,372                              | 1,843        | 4,340                                       | 6,699 |
|                         | Entwistle VL        | -                         | -            | -                                  | -          | -                     | -            | -                                  | -            | -   | -     |
|                         | Fort Saskatchewan C | 11                        | 14           | 30                                 | 43         | 6                     | 98           | 20                                 | 165          | 78  | 72    |
|                         | Gibbons T           | 1                         | 2            | 1                                  | 4          | -                     | -            | 1                                  | 1            | 1   | 4     |
|                         | Indian Reserves     | -                         | -            | -                                  | -          | -                     | -            | -                                  | -            | -   | -     |
|                         | Kapasiwin SV        | -                         | -            | -                                  | -          | -                     | -            | -                                  | -            | -   | -     |
|                         | Lakeview SV         | -                         | -            | -                                  | -          | -                     | -            | -                                  | -            | -   | -     |
|                         | Legal VL            | -                         | -            | -                                  | -          | -                     | -            | -                                  | 2            | -   | -     |
|                         | Morinville T        | 3                         | 7            | 9                                  | 10         | 2                     | 1            | 8                                  | 5            | 5   | 34    |
|                         | Parkland County CM  | 16                        | 17           | 45                                 | 43         | 10                    | 14           | 48                                 | 65           | 86  | 124   |
|                         | Point Alison SV     | -                         | -            | -                                  | -          | -                     | -            | -                                  | -            | -   | -     |
|                         | Redwater T          | -                         | -            | -                                  | -          | -                     | -            | 3                                  | 1            | -   | -     |
|                         | Seba Beach SV       | -                         | -            | -                                  | 1          | -                     | -            | 1                                  | 1            | -   | 1     |
|                         | Spring Lake         | -                         | -            | -                                  | 2          | -                     | -            | 4                                  | -            | -   | 4     |
|                         | Spruce Grove C      | 13                        | 16           | 57                                 | 73         | 15                    | 31           | 45                                 | 116          | 98  | 128   |
|                         | St Albert C         | 108                       | 33           | 222                                | 136        | 48                    | 38           | 142                                | 146          | 295   | 460   |
|                         | Stony Plain T       | 18                        | 15           | 54                                 | 43         | 20                    | 21           | 33                                 | 87           | 149   | 142   |
| Strathcona County<br>SM | 94                  | 57                        | 275          | 266                                | 54         | 28                    | 163          | 300                                | 344          | 418   |       |
| Sturgeon County MD      | 1                   | 11                        | 10           | 27                                 | 7          | 14                    | 34           | 53                                 | 12           | 42  |       |
| Wabamun VL              | -                   | -                         | -            | -                                  | -          | -                     | -            | -                                  | -            | -   |       |
| <b>Total</b>            | <b>841</b>          | <b>952</b>                | <b>3,361</b> | <b>2,996</b>                       | <b>447</b> | <b>889</b>            | <b>1,874</b> | <b>2,787</b>                       | <b>5,410</b> | <b>8,131</b>                                |       |

Table H9-3 - Tableau H9-3

Starts, Completions, and Under Construction - Logements mis en chantier, achevés, et en construction

Alberta

Centres 50 000+ - Les centres de 50 000 habitants et plus

April 2003 - avril 2003

|                      |              | Starts<br>Mis en chantier |            |                                    |       | Completion<br>Achevés |      |                                    |       | Under<br>Construction<br>En<br>construction |       |    |
|----------------------|--------------|---------------------------|------------|------------------------------------|-------|-----------------------|------|------------------------------------|-------|---|-------|----|
|                      |              | April<br>avril            |            | January - April<br>janvier - avril |       | April<br>avril        |      | January - April<br>janvier - avril |       | April<br>avril                              |       |    |
|                      |              | 2002                      | 2003       | 2002                               | 2003  | 2002                  | 2003 | 2002                               | 2003  | 2002  | 2003  |    |
|                      |              | Edmonton<br>South         | Beaumont T | 7                                  | 12    | 25                    | 33   | 7                                  | 9     | 28  | 60    | 40 |
| Calmar T             | -            |                           | -          | -                                  | 2     | -                     | -    | 1                                  | 2     | -   | 2     |    |
| Devon T              | 7            |                           | 8          | 27                                 | 44    | 4                     | 5    | 28                                 | 37    | 46  | 61    |    |
| Golden Days SV       | -            |                           | -          | -                                  | -     | -                     | -    | -                                  | -     | -   | -     |    |
| Itaska Beach SV      | -            |                           | -          | -                                  | -     | -                     | -    | -                                  | -     | -   | -     |    |
| Leduc C              | 12           |                           | 9          | 38                                 | 31    | 12                    | 10   | 135                                | 54    | 95  | 99    |    |
| Leduc County<br>CM   | 7            |                           | 2          | 12                                 | 10    | 11                    | 8    | 19                                 | 20    | 10  | 10    |    |
| New Sarepta VL       | -            |                           | 1          | -                                  | 1     | -                     | -    | -                                  | -     | -   | -     | 1  |
| Sundance<br>Beach SV | -            |                           | 1          | -                                  | 1     | -                     | 1    | -                                  | 1     | -   | -     | -  |
| Thorsby VL           | 1            |                           | 1          | 4                                  | 1     | 4                     | 3    | 5                                  | 3     | 4   | 7     |    |
| Warburg VL           | -            |                           | -          | 1                                  | -     | 1                     | -    | 2                                  | -     | 5   | 5     |    |
|                      | <b>Total</b> | 34                        | 34         | 107                                | 123   | 39                    | 36   | 218                                | 177   | 200   | 248   |    |
| Edmonton<br>CMA/RMR  | <b>Total</b> | 875                       | 986        | 3,468                              | 3,119 | 486                   | 925  | 2,092                              | 2,964 | 5,610                                       | 8,379 |    |



Table H9-4 - Tableau H9-4

Starts, Completions, and Under Construction - Logements mis en chantier, achevés, et en construction

Alberta

Centres 50 000+ - Les centres de 50 000 habitants et plus

April 2003 - avril 2003

|                       |                        | Starts<br>Mis en chantier |       |                                    |        | Completion<br>Achevés |       |                                    |       | Under<br>Construction<br>En<br>construction |        |
|-----------------------|------------------------|---------------------------|-------|------------------------------------|--------|-----------------------|-------|------------------------------------|-------|---|--------|
|                       |                        | April<br>avril            |       | January - April<br>janvier - avril |        | April<br>avril        |       | January - April<br>janvier - avril |       | April<br>avril                              |        |
|                       |                        | 2002                      | 2003  | 2002                               | 2003   | 2002                  | 2003  | 2002                               | 2003  | 2002  | 2003   |
| Lethbridge<br>CA/AR   | Lethbridge C           | 58                        | 79    | 164                                | 188    | 20                    | 42    | 139                                | 148   | 298   | 467    |
|                       | <b>Total</b>           | 58                        | 79    | 164                                | 188    | 20                    | 42    | 139                                | 148   | 298   | 467    |
| Medicine Hat<br>CA/AR | Cypress<br>County M.D. | -                         | 3     | 6                                  | 9      | 2                     | 8     | 9                                  | 14    | 7   | 15     |
|                       | Medicine Hat C         | 142                       | 25    | 218                                | 84     | 27                    | 47    | 83                                 | 153   | 447   | 143    |
|                       | Redcliff T             | 2                         | 9     | 27                                 | 20     | 10                    | 15    | 27                                 | 22    | 37  | 38     |
|                       | <b>Total</b>           | 144                       | 37    | 251                                | 113    | 39                    | 70    | 119                                | 189   | 491   | 196    |
| Red Deer<br>CA/AR     | Red Deer C             | 90                        | 151   | 464                                | 350    | 71                    | 173   | 313                                | 731   | 901   | 645    |
|                       | <b>Total</b>           | 90                        | 151   | 464                                | 350    | 71                    | 173   | 313                                | 731   | 901   | 645    |
| Province              | <b>Total</b>           | 2,374                     | 2,670 | 8,366                              | 8,982  | 1,390                 | 2,104 | 6,391                              | 8,410 | 14,755                                      | 19,358 |
| Prairies              | <b>Total</b>           | 2,676                     | 3,132 | 9,253                              | 10,249 | 1,648                 | 2,351 | 7,036                              | 9,254 | 16,388                                      | 21,952 |

Table H10-1 - Tableau H10-1

Starts, Completions, and Under Construction - Logements mis en chantier, achevés, et en construction

British Columbia - Colombie-Britannique

Centres 50 000+ - Les centres de 50 000 habitants et plus

April 2003 - avril 2003

|                       |                        | Starts<br>Mis en chantier |      |                                    |      | Completion<br>Achevés |      |                                    |      | Under<br>Construction<br>En<br>construction |      |
|-----------------------|------------------------|---------------------------|------|------------------------------------|------|-----------------------|------|------------------------------------|------|---|------|
|                       |                        | April<br>avril            |      | January - April<br>janvier - avril |      | April<br>avril        |      | January - April<br>janvier - avril |      | April<br>avril                              |      |
|                       |                        | 2002                      | 2003 | 2002                               | 2003 | 2002                  | 2003 | 2002                               | 2003 | 2002  | 2003 |
| Abbotsford<br>CMA/RMR | Abbotsford C           | 54                        | 69   | 226                                | 324  | 21                    | 92   | 96                                 | 253  | 269   | 447  |
|                       | Fraser Valley H<br>RDA | -                         | -    | 1                                  | -    | -                     | -    | 3                                  | 5    | 4   | -    |
|                       | Indian Reserve         | -                         | -    | -                                  | -    | -                     | -    | -                                  | -    | -   | -    |
|                       | Mission DM             | 12                        | 16   | 35                                 | 41   | 6                     | 14   | 34                                 | 48   | 50  | 142  |
|                       | <b>Total</b>           | 66                        | 85   | 262                                | 365  | 27                    | 106  | 133                                | 306  | 323   | 589  |

Table H10-2 - Tableau H10-2

Starts, Completions, and Under Construction - Logements mis en chantier, achevés, et en construction

British Columbia - Colombie-Britannique

Centres 50 000+ - Les centres de 50 000 habitants et plus

Avril 2003 - avril 2003

|                      |                            | Starts<br>Mis en chantier |       |                                    |       | Completion<br>Achevés |       |                                    |       | Under<br>Construction<br>En<br>construction |        |   |
|----------------------|----------------------------|---------------------------|-------|------------------------------------|-------|-----------------------|-------|------------------------------------|-------|---|--------|---|
|                      |                            | April<br>avril            |       | January - April<br>janvier - avril |       | April<br>avril        |       | January - April<br>janvier - avril |       | April<br>avril                              |        |   |
|                      |                            | 2002                      | 2003  | 2002                               | 2003  | 2002                  | 2003  | 2002                               | 2003  | 2002  | 2003   |   |
| Greater<br>Vancouver | Anmore VL                  | 1                         | -     | 9                                  | 1     | -                     | 1     | 2                                  | 3     | 12  | 9      |   |
|                      | Belcarra VL                | -                         | -     | 4                                  | 2     | -                     | 1     | 1                                  | 1     | 3   | 2      |   |
|                      | Bowen Island IM            | 4                         | 4     | 5                                  | 15    | -                     | 15    | 3                                  | 23    | 49  | 59     |   |
|                      | Burnaby C                  | 60                        | 35    | 321                                | 186   | 29                    | 38    | 110                                | 341   | 759   | 637    |   |
|                      | Coquitlam C                | 31                        | 104   | 79                                 | 238   | 27                    | 18    | 122                                | 113   | 161   | 302    |   |
|                      | Delta DM                   | 4                         | 9     | 34                                 | 26    | 3                     | 5     | 46                                 | 25    | 44  | 312    |   |
|                      | Greater<br>Vancouver A RDA | 2                         | -     | 2                                  | 1     | 1                     | -     | 2                                  | -     | 43  | 7      |   |
|                      | Indian Reserves            | -                         | -     | -                                  | -     | -                     | -     | -                                  | -     | -   | -      | - |
|                      | Katzie 1 IR                | -                         | -     | -                                  | -     | -                     | -     | -                                  | -     | -   | -      | - |
|                      | Langley 5 IR               | -                         | -     | -                                  | -     | -                     | -     | -                                  | -     | -   | -      | - |
|                      | Lions Bay VL               | -                         | -     | -                                  | -     | -                     | -     | -                                  | -     | -   | 1      |   |
|                      | New Westminster<br>C       | 6                         | 2     | 6                                  | 32    | 17                    | 3     | 48                                 | 19    | 81  | 206    |   |
|                      | North Vancouver<br>C       | 6                         | 6     | 20                                 | 275   | 10                    | 7     | 24                                 | 24    | 124   | 323    |   |
|                      | North Vancouver<br>DM      | 39                        | 6     | 148                                | 28    | 5                     | 33    | 133                                | 126   | 344   | 129    |   |
|                      | Port Coquitlam C           | 17                        | 12    | 77                                 | 62    | 26                    | 22    | 110                                | 49    | 224   | 84     |   |
|                      | Port Moody C               | 18                        | 159   | 122                                | 288   | 1                     | 81    | 4                                  | 101   | 140   | 383    |   |
|                      | Richmond C                 | 34                        | 30    | 185                                | 528   | 95                    | 226   | 242                                | 357   | 294   | 1,356  |   |
|                      | Surrey C                   | 175                       | 353   | 578                                | 1,018 | 204                   | 244   | 630                                | 874   | 1,019                                       | 1,667  |   |
|                      | Vancouver C                | 122                       | 445   | 898                                | 737   | 285                   | 213   | 1,809                              | 1,048 | 4,977                                       | 4,848  |   |
|                      | West Vancouver<br>DM       | 9                         | 16    | 28                                 | 39    | 6                     | 10    | 56                                 | 44    | 93  | 122    |   |
| White Rock C         | 2                          | 6                         | 11    | 21                                 | 2     | -                     | 6     | 15                                 | 16    | 97  |        |   |
| Whonnock 1 R         | -                          | -                         | -     | -                                  | -     | -                     | -     | -                                  | -     | -   | -      |   |
| <b>Total</b>         | 530                        | 1,187                     | 2,527 | 3,497                              | 711   | 917                   | 3,348 | 3,163                              | 8,383 | 10,544                                      |        |   |
| Vancouver<br>Other   | Langley C                  | -                         | 20    | 1                                  | 41    | -                     | 1     | 3                                  | 2     | 22  | 107    |   |
|                      | Langley DM                 | 77                        | 83    | 230                                | 201   | 2                     | 20    | 32                                 | 119   | 283   | 448    |   |
|                      | Maple Ridge DM             | 71                        | 45    | 202                                | 181   | 28                    | 67    | 135                                | 248   | 308   | 244    |   |
|                      | Pitt Meadows DM            | 2                         | 16    | 5                                  | 19    | 6                     | 2     | 20                                 | 11    | 21  | 22     |   |
|                      | <b>Total</b>               | 150                       | 164   | 438                                | 442   | 36                    | 90    | 190                                | 380   | 634   | 821    |   |
| Vancouver<br>CMA/RMR | <b>Total</b>               | 680                       | 1,351 | 2,965                              | 3,939 | 747                   | 1,007 | 3,538                              | 3,543 | 9,017                                       | 11,365 |   |

Table H10-3 - Tableau H10-3

Starts, Completions, and Under Construction - Logements mis en chantier, achevés, et en construction

British Columbia - Colombie-Britannique

Centres 50 000+ - Les centres de 50 000 habitants et plus

April 2003 - avril 2003

|                     |                     | Starts<br>Mis en chantier |      |                                    |      | Completion<br>Achevés |      |                                    |      | Under<br>Construction<br>En<br>construction |      |
|---------------------|---------------------|---------------------------|------|------------------------------------|------|-----------------------|------|------------------------------------|------|---|------|
|                     |                     | April<br>avril            |      | January - April<br>janvier - avril |      | April<br>avril        |      | January - April<br>janvier - avril |      | April<br>avril                              |      |
|                     |                     | 2002                      | 2003 | 2002                               | 2003 | 2002                  | 2003 | 2002                               | 2003 | 2002  | 2003 |
| Victoria<br>CMA/RMR | Capital H RDA       | 2                         | 5    | 11                                 | 14   | 3                     | -    | 13                                 | 8    | 18  | 24   |
|                     | Central Saanich DM  | 1                         | 4    | 18                                 | 7    | 11                    | 1    | 26                                 | 13   | 23  | 32   |
|                     | Colwood C           | 2                         | 8    | 8                                  | 50   | 4                     | -    | 6                                  | 5    | 59  | 58   |
|                     | Esquimalt DM        | 3                         | 2    | 10                                 | 2    | 1                     | -    | 8                                  | 11   | 67  | 33   |
|                     | Highlands DM        | -                         | 3    | -                                  | 6    | -                     | -    | -                                  | 1    | -   | 16   |
|                     | Indian Reserves     | -                         | -    | -                                  | 8    | -                     | -    | -                                  | -    | 6   | 14   |
|                     | Langford DM         | 2                         | 7    | 82                                 | 52   | 8                     | 35   | 72                                 | 68   | 64  | 90   |
|                     | Metchosin DM        | 1                         | -    | 3                                  | 3    | 2                     | -    | 6                                  | 6    | 5   | 11   |
|                     | North Saanich DM    | 3                         | 4    | 8                                  | 8    | 1                     | -    | 14                                 | 11   | 17  | 22   |
|                     | Oak Bay DM          | 2                         | 3    | 4                                  | 5    | -                     | -    | 6                                  | 7    | 6   | 29   |
|                     | Saanich DM          | 17                        | 70   | 68                                 | 155  | 12                    | 32   | 78                                 | 101  | 276   | 390  |
|                     | Sidney T            | -                         | 55   | 20                                 | 61   | 4                     | 2    | 7                                  | 25   | 36  | 66   |
|                     | Sooke DM            | 3                         | 10   | 14                                 | 22   | 1                     | 1    | 27                                 | 11   | 24  | 33   |
|                     | Victoria C          | 2                         | 46   | 29                                 | 135  | 46                    | 2    | 78                                 | 57   | 176   | 263  |
|                     | View Royal T        | 10                        | 3    | 39                                 | 15   | 14                    | 2    | 27                                 | 14   | 33  | 24   |
| <b>Total</b>        | 48                  | 220                       | 314  | 543                                | 107  | 75                    | 368  | 338                                | 810  | 1,105                                       |      |
| Chilliwack<br>CA/AR | Chilliwack DM       | 22                        | 42   | 169                                | 111  | 58                    | 32   | 98                                 | 100  | 209   | 196  |
|                     | Fraser Valley D RDA | 2                         | 2    | 3                                  | 2    | -                     | -    | 3                                  | 18   | 7   | 23   |
|                     | Fraser Valley E RDA | -                         | -    | 1                                  | -    | -                     | -    | -                                  | 2    | 3   | -    |
|                     | Indian Reserves     | -                         | -    | -                                  | -    | -                     | -    | -                                  | -    | -   | -    |
|                     | <b>Total</b>        | 24                        | 44   | 173                                | 113  | 58                    | 32   | 101                                | 120  | 219   | 219  |

Table H10-4 - Tableau H10-4

Starts, Completions, and Under Construction - Logements mis en chantier, achevés, et en construction

British Columbia - Colombie-Britannique

Centres 50 000+ - Les centres de 50 000 habitants et plus

April 2003 - avril 2003

|                    |                           | Starts<br>Mis en chantier |      |                                    |      | Completion<br>Achevés |      |                                    |      | Under<br>Construction<br>En<br>construction |       |
|--------------------|---------------------------|---------------------------|------|------------------------------------|------|-----------------------|------|------------------------------------|------|---|-------|
|                    |                           | April<br>avril            |      | January - April<br>janvier - avril |      | April<br>avril        |      | January - April<br>janvier - avril |      | April<br>avril                              |       |
|                    |                           | 2002                      | 2003 | 2002                               | 2003 | 2002                  | 2003 | 2002                               | 2003 | 2002  | 2003  |
| Courtenay<br>CA/AR | Comox T                   | 6                         | **   | 18                                 | **   | 2                     | **   | 10                                 | **   | 37  | **    |
|                    | Comox-Strathcona<br>A     | 8                         | **   | 8                                  | **   | 13                    | **   | 26                                 | **   | 13  | **    |
|                    | Comox-Strathcona<br>B     | 3                         | **   | 17                                 | **   | 1                     | **   | 8                                  | **   | 22  | **    |
|                    | Comox-Strathcona<br>K     | -                         | **   | -                                  | **   | -                     | **   | -                                  | **   | -   | **    |
|                    | Courtenay C               | 16                        | **   | 38                                 | **   | 7                     | **   | 22                                 | **   | 84  | **    |
|                    | Cumberland VL             | -                         | **   | 3                                  | **   | 1                     | **   | 1                                  | **   | 3   | **    |
|                    | Indian Reserves           | -                         | **   | -                                  | **   | -                     | **   | -                                  | **   | -   | **    |
|                    | <b>Total</b>              | 33                        | **   | 84                                 | **   | 24                    | **   | 67                                 | **   | 159   | **    |
| Kamloops<br>CA/AR  | Indian Reserves           | 1                         | 3    | 4                                  | 4    | 1                     | 2    | 5                                  | 4    | 9   | 17    |
|                    | Kamloops C                | 24                        | 20   | 67                                 | 50   | 22                    | 13   | 117                                | 70   | 152   | 80    |
|                    | Logan Lake DM             | -                         | -    | -                                  | -    | -                     | -    | -                                  | -    | -   | -     |
|                    | Thompson-Nicola<br>J RDA  | -                         | -    | -                                  | -    | -                     | -    | -                                  | -    | -   | -     |
|                    | Thompson-Nicola<br>P RDA  | -                         | -    | -                                  | -    | -                     | -    | -                                  | -    | -   | -     |
|                    | <b>Total</b>              | 25                        | 23   | 71                                 | 54   | 23                    | 15   | 122                                | 74   | 161   | 97    |
| Kelowna CA/AR      | Central Okanagan<br>G RDA | 14                        | 18   | 47                                 | 47   | 12                    | 12   | 28                                 | 35   | 64  | 69    |
|                    | Central Okanagan<br>H RDA | 26                        | 27   | 65                                 | 75   | 21                    | 14   | 66                                 | 36   | 102   | 92    |
|                    | Central Okanagan<br>I RDA | 1                         | 2    | 4                                  | 11   | -                     | 2    | 2                                  | 6    | 5   | 19    |
|                    | Indian Reserves           | 1                         | -    | 10                                 | -    | 4                     | -    | 5                                  | -    | 18  | -     |
|                    | Kelowna C                 | 59                        | 164  | 329                                | 508  | 84                    | 280  | 146                                | 455  | 762   | 869   |
|                    | Lake Country DM           | 7                         | 3    | 9                                  | 12   | 1                     | -    | 7                                  | 13   | 19  | 68    |
|                    | Peachland DM              | 7                         | 7    | 20                                 | 10   | 5                     | 2    | 7                                  | 12   | 28  | 24    |
|                    | <b>Total</b>              | 115                       | 221  | 484                                | 663  | 127                   | 310  | 261                                | 557  | 998   | 1,141 |
| Nanaimo<br>CA/AR   | Indian Reserves           | -                         | -    | -                                  | -    | -                     | -    | -                                  | -    | -   | -     |
|                    | Nanaimo A RDA             | 2                         | 4    | 7                                  | 9    | 2                     | 3    | 7                                  | 12   | 12  | 16    |
|                    | Nanaimo B RDA             | -                         | 6    | 2                                  | 14   | 4                     | 2    | 10                                 | 13   | 22  | 32    |
|                    | Nanaimo C                 | 24                        | 34   | 76                                 | 113  | 18                    | 36   | 59                                 | 117  | 135   | 152   |
|                    | Nanaimo C RDA             | -                         | -    | -                                  | -    | -                     | -    | -                                  | -    | -   | -     |
|                    | Nanaimo D RDA             | 3                         | 5    | 10                                 | 10   | 1                     | 1    | 5                                  | 11   | 11  | 17    |
|                    | Nanaimo E RDA             | 5                         | 7    | 10                                 | 21   | 2                     | 5    | 13                                 | 11   | 19  | 33    |
|                    | <b>Total</b>              | 34                        | 56   | 105                                | 167  | 27                    | 47   | 94                                 | 164  | 199   | 250   |

Table H10-5 - Tableau H10-5

Starts, Completions, and Under Construction - Logements mis en chantier, achevés, et en construction

British Columbia - Colombie-Britannique

Centres 50 000+ - Les centres de 50 000 habitants et plus

April 2003 - avril 2003

|                           |                            | Starts<br>Mis en chantier |       |                                    |       | Completion<br>Achevés |       |                                    |       | Under<br>Construction<br>En<br>construction |        |
|---------------------------|----------------------------|---------------------------|-------|------------------------------------|-------|-----------------------|-------|------------------------------------|-------|---|--------|
|                           |                            | April<br>avril            |       | January - April<br>janvier - avril |       | April<br>avril        |       | January - April<br>janvier - avril |       | April<br>avril                              |        |
|                           |                            | 2002                      | 2003  | 2002                               | 2003  | 2002                  | 2003  | 2002                               | 2003  | 2002  | 2003   |
| Prince<br>George<br>CA/AR | Fort George<br>(Shelley) A | -                         | -     | -                                  | -     | -                     | -     | -                                  | -     | -   | -      |
|                           | Fraser-Fort<br>George A    | -                         | -     | -                                  | -     | -                     | -     | -                                  | 1     | -   | 2      |
|                           | Fraser-Fort<br>George C    | -                         | -     | -                                  | -     | -                     | -     | -                                  | 2     | -   | 3      |
|                           | Fraser-Fort<br>George D    | -                         | 1     | -                                  | 2     | -                     | -     | -                                  | 3     | -   | 2      |
|                           | Fraser-Fort<br>George F    | -                         | -     | -                                  | -     | -                     | -     | -                                  | -     | -   | -      |
|                           | Prince George C            | 8                         | 10    | 20                                 | 18    | 37                    | 5     | 54                                 | 30    | 33  | 26     |
|                           | <b>Total</b>               | 8                         | 11    | 20                                 | 20    | 37                    | 5     | 54                                 | 36    | 33  | 33     |
| Vernon<br>CA/AR           | Coldstream DM              | 5                         | 10    | 16                                 | 22    | 6                     | 4     | 12                                 | 13    | 20  | 36     |
|                           | Indian Reserves            | -                         | -     | -                                  | -     | 2                     | -     | 2                                  | 1     | 4   | -      |
|                           | Lumby VL                   | -                         | 1     | -                                  | 1     | -                     | -     | -                                  | -     | -   | 2      |
|                           | North Okanagan<br>B        | -                         | -     | -                                  | -     | -                     | -     | -                                  | -     | -   | -      |
|                           | North Okanagan<br>C RDA    | 6                         | -     | 7                                  | 3     | 2                     | 1     | 9                                  | 6     | 8   | 6      |
|                           | North Okanagan<br>D RDA    | -                         | 1     | -                                  | 2     | -                     | 2     | 2                                  | 2     | -   | 4      |
|                           | North Okanagan<br>E RDA    | -                         | -     | -                                  | -     | -                     | -     | -                                  | -     | -   | -      |
|                           | Vernon C                   | 23                        | 22    | 78                                 | 49    | 12                    | 16    | 33                                 | 42    | 167   | 94     |
|                           | <b>Total</b>               | 34                        | 34    | 101                                | 77    | 22                    | 23    | 58                                 | 64    | 199   | 142    |
| Province                  | <b>Total</b>               | 1,067                     | 2,045 | 4,579                              | 5,941 | 1,199                 | 1,620 | 4,796                              | 5,202 | 12,118                                      | 14,941 |



HOUSING


INFORMATION

MONTHLY

VOLUME I

MARKET ABSORPTION STATISTICS  
(CANADA, PROVINCIAL, CMA, AND  
LARGE CA)

APRIL 2003



BULLETIN

MENSUEL

D'INFORMATION

SUR LE LOGEMENT

VOLUME I

STATISTIQUES D'ÉCOULEMENTS  
DU MARCHÉ (CANADA, PAR  
PROVINCE, RMR, ET GRANDES AR)

AVRIL 2003

MARKET ANALYSIS CENTRE

CENTRE D'ANALYSE DE MARCHÉ



Canada

Get this publication earlier! Switch your current hardcopy subscription to e-mailed PDF. Contact CMHC at (613) 748-2006 or by e-mail at [Market\\_Analysis\\_Centre@cmhc-schl.gc.ca](mailto:Market_Analysis_Centre@cmhc-schl.gc.ca) to get your copy sent to you by e-mail.

Obtenez votre copie plus rapidement avec la distribution par courriel! Contactez le (613)748-2006 ou [centre\\_d'analyse\\_de\\_marche@cmhc-schl.gc.ca](mailto:centre_d'analyse_de_marche@cmhc-schl.gc.ca) pour les détails.

©2003, Canada Mortgage and Housing Corporation  
ISSN 1192-7984 Printed in Canada  
Electronic Product # 61504IBE

©2003, Société canadienne d'hypothèques et de logement  
ISSN 1192-7984 Imprimé au Canada  
Numéro de produit électronique 61504IBE



# HOUSING INFORMATION MONTHLY

## VOLUME I

### MARKET ABSORPTION STATISTICS (CANADA, PROVINCIAL, CMA, AND LARGE CA)

APRIL 2003

Table I1-1 I1-2: Absorption Information  
(Total 50 000+)

Table I2-1 I2-2: Unabsorbed Single-detached  
and Semi-detached Units (CMA and CA)

Table I3-1 I3-2: Absorption Detail of  
Single-detached and Semi-detached Units  
(CMA and CA)

Table I4-1 I4-2: Price Quintiles of  
Unabsorbed Single-detached and  
Semi-detached Units (CMA and CA)

Table I5-1 I5-2: Price Quintiles of Absorbed  
Single-detached and Semi-detached Units  
(CMA and CA)

Table I6-1 I6-2: Average Price of  
Unabsorbed Single-detached and  
Semi-detached Units (CMA and CA)

Table I7-1 I7-2: Unabsorbed Multiple  
Dwelling Units (CMA and CA)

Table I8-1 I8-2: Absorption Detail of  
Multiple Units (CMA)

Table I9-1 I9-2: Unabsorbed Multiple  
Dwelling Units by Intended Market (CMA  
and CA)

Table I10-1 I10-2: Absorbed Multiple  
Dwelling Units by Intended Market (CMA  
and CA)

# BULLETIN MENSUEL D'INFORMATION SUR LE LOGEMENT

## VOLUME I

### STATISTIQUES D'ÉCOULEMENTS DU MARCHÉ (CANADA, PAR PROVINCE, RMR, ET GRANDES AR)

AVRIL 2003

Tableau I1-1 I1-2: Information  
d'écoulements (total des centres de  
50 000 habitants et plus)

Tableau I2-1 I2-2: Maisons individuelles et  
logements jumelés non-écoulés (RMR et  
AR)

Tableau I3-1 I3-2: Détail d'écoulements  
des maisons individuelles et logements  
jumelés (RMR et AR)

Tableau I4-1 I4-2: Quintiles de prix des  
maisons individuelles et logements jumelés  
non-écoulés (RMR et AR)

Tableau I5-1 I5-2: Quintiles de prix des  
maisons individuelles et logements jumelés  
écoulés (RMR et AR)

Tableau I6-1 I6-2: Prix moyens des  
maisons individuelles et logements  
jumelés non-écoulés (RMR et AR)

Tableau I7-1 I7-2: Logements collectifs  
non-écoulés (RMR et AR)

Tableau I8-1 I8-2: Détails d'écoulements  
des logements collectifs (RMR)

Tableau I9-1 I9-2: Logements collectifs  
non-écoulés par marché visé (RMR et AR)

Tableau I10-1 I10-2: Logements collectifs  
écoulés par marché visé (RMR et AR)

\*2003 data based on 2001 final Census Definitions. 2002 data based on 2001 preliminary Census Definitions. / Les données de 2003 sont fondées sur les définitions finales du recensement de 2001. Les données de 2002 sont fondées sur les définitions préliminaires du recensement de 2001.

# HOUSING INFORMATION MONTHLY

## VOLUME I

### GEOGRAPHIC CHANGES BASED ON THE FINAL 2001 CENSUS DEFINITIONS.

APRIL 2003

Chicoutimi-Jonquière CMA name changed to Saguenay CMA.

Saint-Jean-sur-Richelieu CA name changed to Saint-Jean-Iberville CA.

The CA's of Saint-Hyacinthe, Rimouski and Courtenay went from a Centre of 50,000+ population to a Centre of 10,000 to 49,999 population.

# BULLETIN MENSUEL D'INFORMATION SUR LE LOGEMENT

## VOLUME I

### CHANGEMENTS GÉOGRAPHIQUES FONDÉES SUR LES DÉFINITIONS FINALES DU RECENSEMENT DE 2001.

AVRIL 2003

Le nom de la RMR de Chicoutimi-Jonquière a été changé à la RMR de Saguenay.

Le nom de l'AR de Saint-Jean-sur-Richelieu a été changé à l'AR de Saint-Jean-Iberville.

Les AR de Saint-Hyacinthe, Rimouski et Courtenay ont passées d'un centre de 50 000 habitants et plus à un centre de 10 000 à 49 999 habitants.

Table I1-1 - Tableau I1-1

Market Absorptions (Centres 50 000+) - Écoulements sur le marché (centres de 50 000 habitants et plus)

Single-Detached and Semi-Detached Dwellings - Maisons individuelles et logements jumelés

April 2003 - avril 2003

|      |          | Newly Completed /<br>Nouvellement<br>achevés | Units Absorbed /<br>Logements écoulés | Unabsorbed<br>Inventory /<br>Inventaire non-<br>écoulé | Newly Unabsorbed<br>/ Nouvellement non-<br>écoulé | Unabsb 1 mth+/<br>Non-écoulés 1<br>mois + | Avg Months<br>Unabsorbed /<br>Moyen de mois non-<br>écoulé |
|------|----------|--|---------------------------------------|--|---|---|--|
| 2002 | JAN/JANV | 5721   | 5882                                  | 5169   | 907   | 4262                                      | 7.9  |
|      | FEB/FÉV  | 5782   | 5767                                  | 5206   | 959   | 4247                                      | 8.2  |
|      | MAR/MARS | 6116   | 6201                                  | 5174   | 1008  | 4166                                      | 8.1  |
|      | APR/AVR  | 6254   | 6425                                  | 5023   | 1021  | 4002                                      | 8.2  |
|      | MAY/MAI  | 7422   | 7455                                  | 5021   | 1255  | 3766                                      | 8.3  |
|      | JUN/JUIN | 8362   | 8447                                  | 4972   | 1299  | 3673                                      | 8.3  |
|      | JUL/JUIL | 8950   | 9566                                  | 4403   | 955   | 3448                                      | 8.5  |
|      | AUG/AOÛT | 10624  | 10777                                 | 4292   | 1136  | 3156                                      | 8.9  |
|      | SEP/SEPT | 10020  | 9874                                  | 4451   | 1179  | 3272                                      | 8.7  |
|      | OCT/OCT  | 9649   | 9442                                  | 4695   | 1335  | 3360                                      | 8.5  |
|      | NOV/NOV  | 9148   | 8977                                  | 4885   | 1358  | 3527                                      | 8.3  |
|      | DEC/DÉC  | 8665   | 8811                                  | 4755   | 1076  | 3679                                      | 8.2  |
| 2003 | JAN/JANV | 7145   | 7148                                  | 4692   | 1068  | 3624                                      | 8.5  |
|      | FEB/FÉV  | 6404   | 6394                                  | 4707   | 1005  | 3702                                      | 8.2  |
|      | MAR/MARS | 6741   | 6797                                  | 4670   | 1001  | 3669                                      | 8.0  |
|      | APR/AVR  | 7387   | 7369                                  | 4720   | 1146  | 3574                                      | 8.0  |

Table I1-2 - Tableau I1-2

Market Absorptions (Centres 50 000+) - Écoulements sur le marché (centres de 50 000 habitants et plus)

Row and Apartments - Logements en bandes et appartements

April 2003 - avril 2003

|      |          | Newly Completed /<br>Nouvellement<br>achevés | Units Absorbed /<br>Logements écoulés | Unabsorbed<br>Inventory /<br>Inventaire non-<br>écoulé | Newly Unabsorbed<br>/ Nouvellement non-<br>écoulé | Unabsb 1 mth+/<br>Non-écoulés 1<br>mois+ | Avg Months<br>Unabsorbed /<br>Moyen de mois non-<br>écoulé |
|------|----------|--|---------------------------------------|--|---|--|--|
| 2002 | JAN/JANV | 4327   | 4233                                  | 5312   | 869   | 4443                                     | 9.0  |
|      | FEB/FÉV  | 3697   | 3742                                  | 5289   | 857   | 4432                                     | 8.7  |
|      | MAR/MARS | 3786   | 3578                                  | 5499   | 961   | 4538                                     | 8.4  |
|      | APR/AVR  | 3066   | 3385                                  | 5185   | 739   | 4446                                     | 8.3  |
|      | MAY/MAI  | 3435   | 3349                                  | 5271   | 888   | 4383                                     | 8.4  |
|      | JUN/JUIN | 4575   | 4525                                  | 5321   | 1144  | 4177                                     | 8.6  |
|      | JUL/JUIL | 4983   | 5343                                  | 4971   | 932   | 4039                                     | 8.4  |
|      | AUG/AOÛT | 5444   | 5825                                  | 4590   | 1171  | 3419                                     | 8.8  |
|      | SEP/SEPT | 3991   | 3960                                  | 4621   | 902   | 3719                                     | 7.8  |
|      | OCT/OCT  | 4525   | 4484                                  | 4662   | 843   | 3819                                     | 7.7  |
|      | NOV/NOV  | 4840   | 4544                                  | 4958   | 921   | 4037                                     | 7.6  |
|      | DEC/DÉC  | 6287   | 5749                                  | 5496   | 1280  | 4216                                     | 7.7  |
| 2003 | JAN/JANV | 3673   | 4303                                  | 4851   | 678   | 4173                                     | 7.2  |
|      | FEB/FÉV  | 3689   | 3248                                  | 5292   | 1141  | 4151                                     | 7.4  |
|      | MAR/MARS | 3654   | 3443                                  | 5503   | 872   | 4631                                     | 6.9  |
|      | APR/AVR  | 5219   | 5140                                  | 5582   | 908   | 4674                                     | 7.1  |

Table I2-1 - Tableau I2-1

Unabsorbed Units (CMA) - Logements non écoulés (RMR)

Single-detached and Semi-detached Dwellings - Maisons individuelles et logements jumelés

April 2003 - avril 2003

|                            | May<br>2002<br>mai | June<br>2002<br>juin | July<br>2002<br>juil | Aug<br>2002<br>août | Sep<br>2002<br>sept | Oct<br>2002<br>oct | Nov<br>2002<br>nov | Dec<br>2002<br>déc | Jan<br>2003<br>jan | Feb<br>2003<br>fév | Mar<br>2003<br>mars | Apr<br>2003<br>avr |
|----------------------------|--------------------|----------------------|----------------------|---------------------|---------------------|--------------------|--------------------|--------------------|--------------------|--------------------|---------------------|--------------------|
| Abbotsford                 | 40                 | 40                   | 33                   | 41                  | 47                  | 54                 | 62                 | 66                 | 74                 | 60                 | 51                  | 49                 |
| Calgary                    | 697                | 688                  | 650                  | 637                 | 660                 | 659                | 654                | 670                | 631                | 678                | 702                 | 730                |
| Edmonton                   | 366                | 379                  | 358                  | 380                 | 394                 | 416                | 396                | 386                | 392                | 420                | 457                 | 491                |
| Greater Sudbury            | 3                  | 3                    | 6                    | 5                   | 13                  | 10                 | 9                  | 10                 | 16                 | 11                 | 10                  | 12                 |
| Halifax                    | 76                 | 58                   | 37                   | 21                  | 35                  | 49                 | 53                 | 58                 | 40                 | 45                 | 64                  | 37                 |
| Hamilton                   | 231                | 240                  | 246                  | 318                 | 314                 | 296                | 314                | 212                | 216                | 218                | 108                 | 78                 |
| Kingston                   | 19                 | 25                   | 19                   | 15                  | 12                  | 12                 | 20                 | 18                 | 18                 | 24                 | 28                  | 26                 |
| Kitchener                  | 165                | 234                  | 144                  | 131                 | 136                 | 127                | 132                | 125                | 130                | 128                | 123                 | 145                |
| London                     | 91                 | 102                  | 85                   | 80                  | 84                  | 93                 | 91                 | 76                 | 88                 | 80                 | 62                  | 68                 |
| Montréal                   | 901                | 690                  | 568                  | 399                 | 401                 | 449                | 489                | 537                | 536                | 542                | 579                 | 619                |
| Oshawa                     | 41                 | 47                   | 46                   | 45                  | 40                  | 39                 | 35                 | 41                 | 40                 | 28                 | 20                  | 17                 |
| Ottawa-Gatineau            | 168                | 250                  | 169                  | 174                 | 167                 | 170                | 203                | 215                | 206                | 245                | 276                 | 160                |
| Gatineau                   | 65                 | 144                  | 67                   | 69                  | 71                  | 69                 | 111                | 130                | 131                | 179                | 209                 | 97                 |
| Ottawa                     | 103                | 106                  | 102                  | 105                 | 96                  | 101                | 92                 | 85                 | 75                 | 66                 | 67                  | 63                 |
| Québec                     | 114                | 105                  | 72                   | 56                  | 45                  | 48                 | 67                 | 62                 | 69                 | 70                 | 73                  | 94                 |
| Regina                     | 64                 | 33                   | 38                   | 20                  | 23                  | 28                 | 31                 | 30                 | 27                 | 33                 | 31                  | 40                 |
| Saguenay                   | 3                  | 3                    | 4                    | 5                   | 3                   | 1                  | 1                  | 1                  | 1                  | 1                  | 1                   | 1                  |
| St. Catharines-Niagara     | 88                 | 89                   | 85                   | 83                  | 88                  | 101                | 103                | 100                | 103                | 93                 | 88                  | 72                 |
| Saint John                 | 14                 | 16                   | 14                   | 14                  | 6                   | 9                  | 18                 | 13                 | 17                 | 18                 | 14                  | 23                 |
| St. John's                 | 12                 | 11                   | 9                    | 14                  | 16                  | 12                 | 12                 | 10                 | 8                  | 9                  | 11                  | 17                 |
| Saskatoon                  | 55                 | 50                   | 44                   | 38                  | 38                  | 35                 | 28                 | 25                 | 24                 | 45                 | 44                  | 44                 |
| Sherbrooke                 | 4                  | 6                    | 6                    | 5                   | 3                   | 5                  | 4                  | 4                  | 4                  | 3                  | 3                   | -                  |
| Thunder Bay                | 12                 | 12                   | 13                   | 10                  | 10                  | 8                  | 8                  | 10                 | 5                  | 7                  | 4                   | 2                  |
| Toronto                    | 682                | 679                  | 701                  | 692                 | 784                 | 825                | 852                | 792                | 764                | 685                | 653                 | 652                |
| Trois-Rivières             | 31                 | 32                   | 12                   | 14                  | 11                  | 9                  | 15                 | 14                 | 15                 | 15                 | 29                  | 30                 |
| Vancouver                  | 307                | 307                  | 313                  | 341                 | 351                 | 389                | 439                | 476                | 482                | 510                | 513                 | 490                |
| Victoria                   | 30                 | 26                   | 32                   | 25                  | 22                  | 37                 | 37                 | 38                 | 56                 | 48                 | 54                  | 71                 |
| Windsor                    | 41                 | 16                   | 19                   | 23                  | 17                  | 12                 | 14                 | 10                 | 8                  | 5                  | 7                   | 7                  |
| Winnipeg                   | 144                | 231                  | 127                  | 106                 | 135                 | 149                | 131                | 94                 | 92                 | 92                 | 96                  | 111                |
| <b>CMA Total/Total RMR</b> | <b>4,399</b>       | <b>4,372</b>         | <b>3,850</b>         | <b>3,692</b>        | <b>3,855</b>        | <b>4,042</b>       | <b>4,218</b>       | <b>4,093</b>       | <b>4,062</b>       | <b>4,113</b>       | <b>4,101</b>        | <b>4,086</b>       |

Table I2-2 - Tableau I2-2

## Unabsorbed Units (Large CA) - Logements non-écoulés (Grandes AR)

Single-detached and Semi-detached Dwellings -Maisons individuelles et logements jumelées

April 2003 - avril 2003

|  | May<br>2002<br>mai | June<br>2002<br>juin | July<br>2002<br>juil | Aug<br>2002<br>août | Sep<br>2002<br>sept | Oct<br>2002<br>oct | Nov<br>2002<br>nov | Dec<br>2002<br>déc | Jan<br>2003<br>jan | Feb<br>2003<br>fév | Mar<br>2003<br>mars | Apr<br>2003<br>avr |
|--|--------------------|----------------------|----------------------|---------------------|---------------------|--------------------|--------------------|--------------------|--------------------|--------------------|---------------------|--------------------|
| Barrie                                       | 50                 | 59                   | 65                   | 65                  | 58                  | 64                 | 61                 | 59                 | 66                 | 51                 | 52                  | 54                 |
| Belleville                                   | -                  | -                    | 1                    | -                   | -                   | -                  | -                  | -                  | -                  | -                  | -                   | -                  |
| Brantford                                    | 15                 | 7                    | 6                    | 5                   | 5                   | 5                  | 7                  | 7                  | 4                  | 8                  | 7                   | 40                 |
| Cape Breton                                  | -                  | -                    | -                    | -                   | -                   | -                  | -                  | -                  | -                  | -                  | -                   | -                  |
| Charlottetown                                | 2                  | 2                    | -                    | 2                   | 1                   | 1                  | 9                  | 7                  | 10                 | 10                 | 11                  | 17                 |
| Chatham-Kent                                 | 6                  | 4                    | 5                    | 12                  | 13                  | 9                  | 10                 | 9                  | 3                  | 5                  | 7                   | 7                  |
| Chilliwack                                   | 13                 | 10                   | 11                   | 9                   | 10                  | 13                 | 21                 | 27                 | 30                 | 27                 | 19                  | 25                 |
| Cornwall                                     | -                  | -                    | -                    | 1                   | -                   | -                  | -                  | -                  | -                  | -                  | -                   | -                  |
| Courtenay                                    | 16                 | 17                   | 10                   | 14                  | 17                  | 26                 | 28                 | 32                 | **                 | **                 | **                  | **                 |
| Drummondville                                | -                  | 1                    | -                    | -                   | -                   | -                  | -                  | 1                  | 1                  | 1                  | -                   | -                  |
| Fredericton                                  | 18                 | 17                   | 11                   | 13                  | 24                  | 29                 | 17                 | 14                 | 14                 | 15                 | 17                  | 14                 |
| Granby                                       | 15                 | 16                   | 6                    | 7                   | 16                  | 8                  | 7                  | 21                 | 26                 | 23                 | 21                  | 17                 |
| Guelph                                       | 21                 | 30                   | 17                   | 13                  | 13                  | 13                 | 17                 | 16                 | 13                 | 17                 | 19                  | 22                 |
| Kamloops                                     | 28                 | 32                   | 29                   | 28                  | 28                  | 32                 | 35                 | 29                 | 29                 | 26                 | 27                  | 26                 |
| Kawartha Lakes                               | **                 | **                   | **                   | **                  | **                  | **                 | **                 | **                 | 4                  | 4                  | 4                   | 7                  |
| Kelowna                                      | 52                 | 51                   | 43                   | 46                  | 42                  | 48                 | 63                 | 60                 | 67                 | 66                 | 63                  | 62                 |
| Lethbridge                                   | 29                 | 30                   | 28                   | 34                  | 35                  | 35                 | 32                 | 34                 | 30                 | 41                 | 37                  | 34                 |
| Medicine Hat                                 | 30                 | 20                   | 30                   | 44                  | 35                  | 69                 | 56                 | 38                 | 31                 | 43                 | 43                  | 60                 |
| Moncton                                      | 51                 | 47                   | 39                   | 34                  | 35                  | 18                 | 16                 | 23                 | 31                 | 32                 | 37                  | 33                 |
| Nanaimo                                      | 19                 | 17                   | 13                   | 27                  | 21                  | 20                 | 28                 | 35                 | 31                 | 28                 | 30                  | 25                 |
| Norfolk                                      | **                 | **                   | **                   | **                  | **                  | **                 | **                 | **                 | 3                  | 3                  | 3                   | 4                  |
| North Bay                                    | 16                 | 17                   | 14                   | 13                  | 12                  | 17                 | 13                 | 8                  | 9                  | 7                  | 7                   | 6                  |
| Peterborough                                 | 94                 | 94                   | 93                   | 95                  | 98                  | 100                | 99                 | 101                | 96                 | 41                 | 9                   | 14                 |
| Prince George                                | 9                  | 10                   | 13                   | 11                  | 13                  | 14                 | 16                 | 21                 | 21                 | 20                 | 16                  | 19                 |
| Red Deer                                     | 48                 | 42                   | 43                   | 49                  | 50                  | 41                 | 51                 | 45                 | 47                 | 58                 | 68                  | 80                 |
| Rimouski                                     | -                  | -                    | -                    | -                   | -                   | 1                  | 1                  | 1                  | **                 | **                 | **                  | **                 |
| Saint-Hyacinthe                              | 22                 | 12                   | 8                    | 5                   | 2                   | 7                  | 10                 | 10                 | **                 | **                 | **                  | **                 |
| Saint-Jean-Iberville                         | 18                 | 15                   | 12                   | 13                  | 9                   | 10                 | 10                 | 14                 | 13                 | 13                 | 13                  | 13                 |
| Sarnia                                       | 27                 | 27                   | 35                   | 40                  | 41                  | 50                 | 41                 | 30                 | 31                 | 34                 | 35                  | 31                 |
| Sault Ste. Marie                             | 1                  | 1                    | 2                    | 2                   | 2                   | 4                  | 4                  | 5                  | 5                  | 4                  | 4                   | 4                  |
| Shawinigan                                   | 4                  | 4                    | 2                    | 2                   | -                   | -                  | -                  | -                  | -                  | -                  | 2                   | 1                  |
| Vernon                                       | 18                 | 18                   | 17                   | 16                  | 16                  | 19                 | 15                 | 15                 | 15                 | 17                 | 18                  | 19                 |
| <b>Large CA Total /<br/>Total Grandes AR</b> | <b>622</b>         | <b>600</b>           | <b>553</b>           | <b>600</b>          | <b>596</b>          | <b>653</b>         | <b>667</b>         | <b>662</b>         | <b>630</b>         | <b>594</b>         | <b>569</b>          | <b>634</b>         |

Table I3-1 - Tableau I3-1

Absorption of Newly Completed and Unabsorbed Single-Detached and Semi-Detached Dwellings by CMA

Écoulement des maisons individuelles et jumelées nouvellement achevées mais non écoulées, par RMR

April 2003 - avril 2003

| Area<br>Collectivité           | Completed<br>current<br>month<br>Achevés<br>mois<br>courant | Absorbed<br>at<br>completion<br>Écoulés à<br>l'achèvement | Unabsorbed<br>previous<br>month<br>Non écoulés<br>mois<br>précédent | Absb from inv<br>current month<br>Inv non-<br>écoulés<br>mois courant | Total<br>Absorbed<br>Total<br>log.<br>écoulés | Unabsorbed<br>current<br>month<br>Non écoulés<br>mois<br>courant | % absorbed<br>at completion<br>% écoulé à<br>l'achèvement | % absorbed<br>current<br>month<br>% écoulés<br>mois courant | Life of<br>Inventory<br>(months)<br>Durée de<br>l'inv (mois) |
|--------------------------------|---|---|---|---|---|--|---|---|--|
| Abbotsford                     | 44  | 32  | 51  | 14  | 46  | 49   | 72.7  | 48.4  | 3.5  |
| Calgary                        | 751   | 614   | 702   | 109   | 723   | 730  | 81.8  | 49.8  | 6.7  |
| Edmonton                       | 589   | 485   | 457   | 70  | 555   | 491  | 82.3  | 53.1  | 7.0  |
| Greater<br>Sudbury             | 11  | 7   | 10  | 2   | 9   | 12   | 63.6  | 42.9  | 6.0  |
| Halifax                        | 83  | 69  | 64  | 41  | 110   | 37   | 83.1  | 74.8  | 0.9  |
| Hamilton                       | 74  | 63  | 109   | 42  | 105   | 78   | 85.1  | 57.4  | 1.9  |
| Kingston                       | 58  | 49  | 28  | 11  | 60  | 26   | 84.5  | 69.8  | 2.4  |
| Kitchener                      | 215   | 168   | 126   | 28  | 196   | 145  | 78.1  | 57.5  | 5.2  |
| London                         | 106   | 89  | 65  | 14  | 103   | 68   | 84.0  | 60.2  | 4.9  |
| Montréal                       | 588   | 478   | 579   | 70  | 548   | 619  | 81.3  | 47.0  | 8.8  |
| Oshawa                         | 198   | 195   | 25  | 11  | 206   | 17   | 98.5  | 92.4  | 1.5  |
| Ottawa-<br>Gatineau            | 435   | 407   | 277   | 145   | 552   | 160  | 93.6  | 77.5  | 1.1  |
| Gatineau                       | 178   | 170   | 209   | 120   | 290   | 97   | 95.5  | 74.9  | 0.8  |
| Ottawa                         | 257   | 237   | 68  | 25  | 262   | 63   | 92.2  | 80.6  | 2.5  |
| Québec                         | 236   | 183   | 73  | 32  | 215   | 94   | 77.5  | 69.6  | 2.9  |
| Regina                         | 55  | 42  | 31  | 4   | 46  | 40   | 76.4  | 53.5  | 10.0   |
| Saguenay                       | 6   | 6   | 1   | -   | 6   | 1  | 100.0   | 85.7  | ***  |
| St. Catharines-<br>Niagara     | 81  | 73  | 90  | 26  | 99  | 72   | 90.1  | 57.9  | 2.8  |
| Saint John                     | 29  | 19  | 14  | 1   | 20  | 23   | 65.5  | 46.5  | 23.0   |
| St. John's                     | 90  | 83  | 11  | 1   | 84  | 17   | 92.2  | 83.2  | 17.0   |
| Saskatoon                      | 70  | 62  | 44  | 8   | 70  | 44   | 88.6  | 61.4  | 5.5  |
| Sherbrooke                     | 32  | 32  | 3   | 3   | 35  | -  | 100.0   | 100.0   | -  |
| Thunder Bay                    | 11  | 11  | 4   | 2   | 13  | 2  | 100.0   | 86.7  | 1.0  |
| Toronto                        | 1,862   | 1,702   | 658   | 166   | 1,868   | 652  | 91.4  | 74.1  | 3.9  |
| Trois-Rivières                 | 34  | 32  | 29  | 1   | 33  | 30   | 94.1  | 52.4  | 30.0   |
| Vancouver                      | 424   | 300   | 513   | 147   | 447   | 490  | 70.8  | 47.7  | 3.3  |
| Victoria                       | 50  | 22  | 54  | 11  | 33  | 71   | 44.0  | 31.7  | 6.5  |
| Windsor                        | 153   | 146   | 10  | 10  | 156   | 7  | 95.4  | 95.7  | 0.7  |
| Winnipeg                       | 86  | 61  | 96  | 10  | 71  | 111  | 70.9  | 39.0  | 11.1   |
| <b>CMA Total<br/>Total RMR</b> | <b>6,371</b>  | <b>5,430</b>  | <b>4,124</b>  | <b>979</b>  | <b>6,409</b>                                  | <b>4,086</b>   | <b>85.2</b>   | <b>61.1</b>   | <b>4.2</b>   |

Table I3-2 - Tableau I3-2

Absorption of Newly Completed and Unabsorbed Single-Detached and Semi-Detached Dwellings by Large CA

Écoulement des maisons individuelles et jumelées nouvellement achevées mais non écoulées, par grandes AR

April 2003 - avril 2003

| Area<br>Collectivité                           | Completed<br>current month<br>Achevés<br>mois<br>courant | Absorbed<br>at<br>completion<br>Écoulés à<br>l'achèvement | Unabsorbed<br>previous<br>month<br>Non écoulés<br>mois<br>précédent | Absb from inv<br>current month<br>Inv non-<br>écoulés<br>mois courant | Total<br>Absorbed<br>Total<br>log.<br>écoulés | Unabsorbed<br>current<br>month<br>Non écoulés<br>mois<br>courant | % absorbed<br>at completion<br>% écoulé à<br>l'achèvement | % absorbed<br>current<br>month<br>% écoulés<br>mois courant | Life of<br>Inventory<br>(months)<br>Durée de<br>l'inv (mois) |
|--|--|---|---|---|---|--|---|---|--|
| Barrie   | 160  | 146   | 60  | 20  | 166   | 54   | 91.3  | 75.5  | 2.7  |
| Belleville                                     | 17   | 17  | -   | -   | 17  | -  | 100.0   | 100.0   | -  |
| Brantford                                      | 72   | 38  | 7   | 1   | 39  | 40   | 52.8  | 49.4  | 40.0   |
| Cape Breton                                    | 8  | 8   | -   | -   | 8   | -  | 100.0   | 100.0   | -  |
| Charlottetown                                  | 20   | 14  | 11  | -   | 14  | 17   | 70.0  | 45.2  | ***  |
| Chatham-Kent                                   | 6  | 4   | 7   | 2   | 6   | 7  | 66.7  | 46.2  | 3.5  |
| Chilliwack                                     | 22   | 12  | 19  | 4   | 16  | 25   | 54.5  | 39.0  | 6.3  |
| Cornwall                                       | -  | -   | -   | -   | -   | -  | -   | -   | -  |
| Drummondville                                  | 19   | 19  | -   | -   | 19  | -  | 100.0   | 100.0   | -  |
| Fredericton                                    | 18   | 15  | 17  | 6   | 21  | 14   | 83.3  | 60.0  | 2.3  |
| Granby   | 14   | 10  | 21  | 8   | 18  | 17   | 71.4  | 51.4  | 2.1  |
| Guelph   | 56   | 49  | 20  | 5   | 54  | 22   | 87.5  | 71.1  | 4.4  |
| Kamloops                                       | 15   | 13  | 27  | 3   | 16  | 26   | 86.7  | 38.1  | 8.7  |
| Kawartha Lakes                                 | 16   | 13  | 4   | -   | 13  | 7  | 81.3  | 65.0  | ***  |
| Kelowna  | 94   | 88  | 63  | 7   | 95  | 62   | 93.6  | 60.5  | 8.9  |
| Lethbridge                                     | 42   | 36  | 37  | 9   | 45  | 34   | 85.7  | 57.0  | 3.8  |
| Medicine Hat                                   | 62   | 24  | 43  | 21  | 45  | 60   | 38.7  | 42.9  | 2.9  |
| Moncton  | 103  | 83  | 37  | 24  | 107   | 33   | 80.6  | 76.4  | 1.4  |
| Nanaimo  | 43   | 38  | 30  | 10  | 48  | 25   | 88.4  | 65.8  | 2.5  |
| Norfolk  | 13   | 12  | 3   | -   | 12  | 4  | 92.3  | 75.0  | ***  |
| North Bay                                      | 5  | 5   | 7   | 1   | 6   | 6  | 100.0   | 50.0  | 6.0  |
| Peterborough                                   | 28   | 20  | 9   | 3   | 23  | 14   | 71.4  | 62.2  | 4.7  |
| Prince George                                  | 5  | -   | 16  | 2   | 2   | 19   | 0.0   | 9.5   | 9.5  |
| Red Deer                                       | 103  | 84  | 68  | 7   | 91  | 80   | 81.6  | 53.2  | 11.4   |
| Saint-Jean-<br>Iberville                       | 23   | 19  | 13  | 4   | 23  | 13   | 82.6  | 63.9  | 3.3  |
| Sarnia   | 12   | 6   | 35  | 10  | 16  | 31   | 50.0  | 34.0  | 3.1  |
| Sault Ste. Marie                               | 12   | 12  | 4   | -   | 12  | 4  | 100.0   | 75.0  | ***  |
| Shawinigan                                     | 5  | 5   | 2   | 1   | 6   | 1  | 100.0   | 85.7  | 1.0  |
| Vernon   | 23   | 21  | 18  | 1   | 22  | 19   | 91.3  | 53.7  | 19.0   |
| <b>Large CA Total<br/>Total Grandes<br/>AR</b> | <b>1,016</b>   | <b>811</b>  | <b>578</b>  | <b>149</b>  | <b>960</b>                                    | <b>634</b>   | <b>79.8</b>   | <b>60.2</b>   | <b>4.3</b>   |



Table I4-1 - Tableau I4-1

Upper Limits of Price Quintiles of Newly Completed and Unabsorbed Single-Detached and Semi-Detached Dwellings (CMA)  
 Limites supérieures des quintiles de prix des maisons individuelles et jumelées nouvellement achevés mais non écoulées (RMR)  
 April 2003 - avril 2003

|                        | 1st/1er<br>20% | 2nd/2e<br>40% | 3rd/3e<br>60% | 4th/4e<br>80% | Median/Médiane | Average/<br>Moyenne | Units/<br>Logements |
|------------------------|----------------|---------------|---------------|---------------|----------------|---------------------|---------------------|
| Area/Collectivité      |                |               |               |               |                |                     |                     |
| Abbotsford             | 249,000        | 280,000       | 299,000       | 332,000       | 290,000        | 297,182             | 49                  |
| Calgary                | 184,131        | 216,986       | 248,578       | 295,100       | 232,872        | 257,520             | 728                 |
| Edmonton               | 165,000        | 186,420       | 217,040       | 251,740       | 201,000        | 213,484             | 491                 |
| Greater Sudbury        | 156,000        | 165,000       | 169,800       | 189,400       | 167,000        | 172,750             | 12                  |
| Halifax                | 149,000        | 160,000       | 220,500       | 333,960       | 178,000        | 228,370             | 37                  |
| Hamilton               | 205,320        | 220,000       | 245,100       | 289,900       | 230,000        | 255,158             | 78                  |
| Kingston               | 169,000        | 179,000       | 189,000       | 197,400       | 187,500        | 192,769             | 26                  |
| Kitchener              | 173,400        | 197,000       | 242,940       | 289,000       | 200,000        | 234,525             | 145                 |
| London                 | 158,800        | 175,600       | 210,760       | 267,180       | 195,500        | 215,915             | 68                  |
| Montréal               | 150,000        | 175,000       | 205,000       | 250,000       | 190,000        | 206,107             | 619                 |
| Oshawa                 | 189,154        | 203,990       | 231,996       | 261,996       | 208,900        | 225,981             | 17                  |
| Ottawa-Gatineau        | 125,160        | 155,720       | 202,340       | 294,980       | 175,000        | 206,997             | 160                 |
| Gatineau               | 115,000        | 145,000       | 159,000       | 180,000       | 150,000        | 158,359             | 97                  |
| Ottawa                 | 216,500        | 251,900       | 295,000       | 332,100       | 274,900        | 281,884             | 63                  |
| Québec                 | 100,000        | 135,000       | 150,000       | 170,000       | 145,000        | 144,266             | 94                  |
| Regina                 | 154,950        | 170,082       | 178,027       | 196,800       | 174,872        | 179,106             | 40                  |
| Saguenay               | --             | --            | --            | --            | --             | --                  | 1                   |
| St. Catharines-Niagara | 171,900        | 194,118       | 227,580       | 272,560       | 205,450        | 220,973             | 72                  |
| Saint John             | 122,900        | 149,820       | 203,178       | 242,500       | 164,250        | 182,966             | 22                  |
| St. John's             | 109,960        | 125,000       | 128,500       | 177,900       | 125,000        | 137,976             | 17                  |
| Saskatoon              | 153,000        | 170,810       | 180,000       | 200,006       | 175,190        | 180,253             | 44                  |
| Sherbrooke             | -              | -             | -             | -             | -              | -                   | -                   |
| Thunder Bay            | --             | --            | --            | --            | --             | --                  | 2                   |
| Toronto                | 203,000        | 235,000       | 279,990       | 343,396       | 253,500        | 317,275             | 652                 |
| Trois-Rivières         | 75,000         | 80,000        | 90,000        | 150,000       | 90,000         | 106,833             | 30                  |
| Vancouver              | 319,920        | 369,900       | 430,900       | 557,400       | 398,444        | 480,087             | 490                 |
| Victoria               | 254,520        | 299,900       | 356,900       | 406,400       | 335,000        | 349,837             | 63                  |
| Windsor                | --             | --            | --            | --            | --             | --                  | 7                   |
| Winnipeg               | 159,900        | 189,815       | 210,120       | 280,560       | 198,900        | 222,043             | 111                 |
| <b>CMA Total</b>       |                |               |               |               |                |                     |                     |
| <b>Total RMR</b>       | 168,768        | 204,990       | 250,000       | 330,000       | 225,900        | 270,009             | 4,075               |
| <b>Canada(50,000+)</b> | 164,575        | 200,000       | 241,900       | 319,751       | 220,000        | 260,229             | 4,689               |

Table I4-2 - Tableau I4-2

Upper Limits of Price Quintiles of Newly Completed and Unabsorbed Single-Detached and Semi-Detached Dwellings (Large CA)

Limites supérieures des quintiles de prix des maisons individuelles et jumelées nouvellement achevés mais non écoulées (Grandes AR)

April 2003 - avril 2003

|  | 1st/1er<br>20% | 2nd/2e<br>40% | 3rd/3e<br>60% | 4th/4e<br>80% | Median/Médiane | Average/<br>Moyenne | Units/<br>Logements |
|--|----------------|---------------|---------------|---------------|----------------|---------------------|---------------------|
| Area/Collectivité                          |                |               |               |               |                |                     |                     |
| Barrie                                     | 154,900        | 172,000       | 228,000       | 300,000       | 189,000        | 230,148             | 54                  |
| Belleville                                 | -              | -             | -             | -             | -              | -                   | -                   |
| Brantford                                  | 128,800        | 145,000       | 161,000       | 192,000       | 149,000        | 160,700             | 40                  |
| Cape Breton                                | -              | -             | -             | -             | -              | -                   | -                   |
| Charlottetown                              | 86,000         | 93,600        | 99,000        | 99,000        | 99,000         | 111,200             | 15                  |
| Chatham-Kent                               | --             | --            | --            | --            | --             | --                  | 7                   |
| Chilliwack                                 | 221,600        | 230,000       | 235,800       | 249,000       | 230,000        | 233,440             | 25                  |
| Cornwall                                   | -              | -             | -             | -             | -              | -                   | -                   |
| Drummondville                              | -              | -             | -             | -             | -              | -                   | -                   |
| Fredericton                                | 147,000        | 170,200       | 187,000       | 196,200       | 177,000        | 180,917             | 12                  |
| Granby                                     | 104,000        | 110,000       | 124,000       | 125,000       | 110,000        | 115,000             | 17                  |
| Guelph                                     | 189,960        | 210,804       | 226,400       | 269,300       | 217,120        | 232,770             | 22                  |
| Kamloops                                   | 154,000        | 195,800       | 219,530       | 253,600       | 203,450        | 214,413             | 26                  |
| Kawartha Lakes                             | --             | --            | --            | --            | --             | --                  | 7                   |
| Kelowna                                    | 215,000        | 244,900       | 270,000       | 350,000       | 260,000        | 273,380             | 59                  |
| Lethbridge                                 | 125,899        | 145,504       | 176,795       | 199,511       | 160,000        | 165,726             | 33                  |
| Medicine Hat                               | 145,700        | 170,303       | 189,860       | 221,600       | 183,750        | 185,111             | 58                  |
| Moncton                                    | 94,900         | 114,900       | 118,900       | 121,900       | 114,900        | 120,158             | 33                  |
| Nanaimo                                    | 182,500        | 219,900       | 245,360       | 277,020       | 234,000        | 241,044             | 15                  |
| Norfolk                                    | --             | --            | --            | --            | --             | --                  | 4                   |
| North Bay                                  | --             | --            | --            | --            | --             | --                  | 6                   |
| Peterborough                               | 160,000        | 200,000       | 216,990       | 244,990       | 209,900        | 208,462             | 14                  |
| Prince George                              | 140,000        | 179,900       | 189,900       | 199,900       | 189,900        | 183,674             | 19                  |
| Red Deer                                   | 150,000        | 168,788       | 185,540       | 209,499       | 177,450        | 184,995             | 80                  |
| Saint-Jean-Iberville                       | 111,200        | 123,000       | 125,400       | 137,000       | 125,000        | 126,077             | 13                  |
| Sarnia                                     | 129,000        | 170,000       | 181,400       | 200,000       | 180,000        | 177,319             | 31                  |
| Sault Ste. Marie                           | --             | --            | --            | --            | --             | --                  | 4                   |
| Shawinigan                                 | --             | --            | --            | --            | --             | --                  | 1                   |
| Vernon                                     | 215,500        | 275,000       | 330,000       | 359,900       | 284,500        | 296,232             | 19                  |
| <b>Large CA Total<br/>Total Grandes AR</b> | 135,000        | 169,258       | 199,000       | 244,900       | 182,750        | 195,322             | 614                 |
| <b>Canada(50,000+)</b>                     | 164,575        | 200,000       | 241,900       | 319,751       | 220,000        | 260,229             | 4,689               |

Table I5-1 - Tableau I5-1

Upper Limits of Price Quintiles of Newly Completed and Absorbed Single-Detached and Semi-Detached Dwellings (CMA)

Limites supérieures des quintiles de prix des maisons individuelles et jumelées nouvellement achevés et écoulés (RMR)

April 2003 - avril 2003

|                        | 1st/1er<br>20% | 2nd/2e<br>40% | 3rd/3e<br>60% | 4th/4e<br>80% | Median/Médiane<br>50% | Average/<br>Moyenne | Units/<br>Logements |
|------------------------|----------------|---------------|---------------|---------------|-----------------------|---------------------|---------------------|
| Area/Collectivité      |                |               |               |               |                       |                     |                     |
| Abbotsford             | 266,200        | 280,000       | 310,000       | 332,000       | 294,000               | 308,239             | 46                  |
| Calgary                | 177,244        | 205,261       | 232,704       | 281,237       | 220,149               | 248,241             | 723                 |
| Edmonton               | 163,900        | 187,000       | 213,865       | 250,000       | 199,000               | 214,089             | 555                 |
| Greater Sudbury        | --             | --            | --            | --            | --                    | --                  | 9                   |
| Halifax                | 148,920        | 164,010       | 195,000       | 255,000       | 177,950               | 203,924             | 110                 |
| Hamilton               | 200,000        | 220,000       | 250,000       | 320,000       | 240,000               | 276,509             | 105                 |
| Kingston               | 179,000        | 195,000       | 199,200       | 225,000       | 195,000               | 198,883             | 60                  |
| Kitchener              | 175,000        | 194,920       | 216,100       | 275,000       | 200,000               | 222,557             | 196                 |
| London                 | 156,800        | 191,050       | 210,800       | 255,200       | 200,000               | 210,464             | 103                 |
| Montréal               | 145,000        | 175,000       | 205,000       | 260,000       | 189,000               | 212,688             | 548                 |
| Oshawa                 | 193,936        | 211,790       | 229,820       | 254,954       | 220,490               | 229,980             | 206                 |
| Ottawa-Gatineau        | 145,000        | 170,000       | 248,680       | 294,900       | 200,000               | 226,708             | 552                 |
| Gatineau               | 125,000        | 145,000       | 160,000       | 180,000       | 150,000               | 160,620             | 290                 |
| Ottawa                 | 242,420        | 270,100       | 292,900       | 337,300       | 284,950               | 299,859             | 262                 |
| Québec                 | 110,000        | 135,000       | 150,000       | 175,000       | 145,000               | 159,333             | 215                 |
| Regina                 | 135,797        | 155,980       | 171,734       | 198,799       | 166,297               | 171,623             | 46                  |
| Saguenay               | --             | --            | --            | --            | --                    | --                  | 6                   |
| St. Catharines-Niagara | 169,900        | 198,890       | 229,900       | 294,900       | 210,000               | 232,003             | 99                  |
| Saint John             | 125,000        | 150,000       | 180,940       | 255,000       | 170,000               | 189,863             | 20                  |
| St. John's             | 128,500        | 139,900       | 155,000       | 239,857       | 145,000               | 166,631             | 84                  |
| Saskatoon              | 125,000        | 150,391       | 162,800       | 203,068       | 159,281               | 164,222             | 64                  |
| Sherbrooke             | 81,000         | 95,000        | 115,000       | 130,000       | 105,000               | 112,086             | 35                  |
| Thunder Bay            | 162,000        | 213,000       | 237,000       | 277,000       | 220,000               | 216,154             | 13                  |
| Toronto                | 239,900        | 266,356       | 297,990       | 339,900       | 287,900               | 315,640             | 1,868               |
| Trois-Rivières         | 110,000        | 126,000       | 140,000       | 160,000       | 135,000               | 133,788             | 33                  |
| Vancouver              | 324,342        | 380,955       | 428,000       | 523,400       | 399,000               | 478,759             | 447                 |
| Victoria               | 247,893        | 312,120       | 347,720       | 379,900       | 331,400               | 326,731             | 32                  |
| Windsor                | 153,105        | 162,734       | 172,500       | 210,000       | 169,500               | 193,977             | 156                 |
| Winnipeg               | 160,000        | 184,400       | 219,920       | 277,260       | 200,000               | 226,820             | 71                  |
| <b>CMA Total</b>       |                |               |               |               |                       |                     |                     |
| <b>Total RMR</b>       | 170,000        | 215,000       | 259,034       | 320,000       | 237,133               | 265,294             | 6,402               |
| <b>Canada(50,000+)</b> | 163,923        | 205,000       | 251,990       | 313,719       | 229,900               | 256,566             | 7,328               |

Table I5-2 - Tableau I5-2

Upper Limits of Price Quintiles of Newly Completed and Absorbed Single-Detached and Semi-Detached Dwellings (Large CA)  
 Limites supérieures des quintiles de prix des maisons individuelles et jumelées nouvellement achevés et écoulées (Grandes AR)  
 April 2003 - avril 2003

|  | 1st/1er<br>20% | 2nd/2e<br>40% | 3rd/3e<br>60% | 4th/4e<br>80% | Median/Médiane<br>50% | Average/<br>Moyenne | Units/<br>Logements |
|--|----------------|---------------|---------------|---------------|-----------------------|---------------------|---------------------|
| Area/Collectivité                          |                |               |               |               |                       |                     |                     |
| Barrie                                     | 159,900        | 177,730       | 193,220       | 227,500       | 185,400               | 196,434             | 166                 |
| Belleville                                 | 140,000        | 150,000       | 178,200       | 230,000       | 159,000               | 188,706             | 17                  |
| Brantford                                  | 120,000        | 138,000       | 152,000       | 180,000       | 145,000               | 156,436             | 39                  |
| Cape Breton                                | --             | --            | --            | --            | --                    | --                  | 8                   |
| Charlottetown                              | 106,000        | 148,000       | 194,000       | 311,000       | 165,000               | 206,154             | 13                  |
| Chatham-Kent                               | --             | --            | --            | --            | --                    | --                  | 6                   |
| Chilliwack                                 | 189,000        | 228,000       | 238,200       | 243,200       | 233,500               | 226,313             | 16                  |
| Cornwall                                   | -              | -             | -             | -             | -                     | -                   | -                   |
| Drummondville                              | 76,800         | 84,500        | 98,000        | 136,000       | 86,500                | 112,200             | 19                  |
| Fredericton                                | 140,200        | 149,000       | 173,200       | 185,400       | 149,000               | 164,347             | 17                  |
| Granby                                     | 110,000        | 125,000       | 131,000       | 172,000       | 125,000               | 136,111             | 18                  |
| Guelph                                     | 205,065        | 236,185       | 255,779       | 281,000       | 250,000               | 246,391             | 54                  |
| Kamloops                                   | 187,260        | 217,920       | 251,900       | 329,900       | 237,450               | 256,894             | 16                  |
| Kawartha Lakes                             | 152,320        | 192,000       | 207,400       | 248,000       | 200,000               | 209,146             | 13                  |
| Kelowna                                    | 213,500        | 249,900       | 275,900       | 339,720       | 254,400               | 280,528             | 85                  |
| Lethbridge                                 | 140,000        | 151,360       | 164,464       | 194,219       | 155,600               | 164,830             | 45                  |
| Medicine Hat                               | 150,720        | 166,780       | 181,600       | 238,800       | 174,200               | 189,534             | 45                  |
| Moncton                                    | 94,900         | 120,100       | 139,900       | 177,900       | 129,900               | 134,913             | 90                  |
| Nanaimo                                    | 173,160        | 202,860       | 229,800       | 268,400       | 218,000               | 232,157             | 46                  |
| Norfolk                                    | 132,800        | 145,000       | 168,000       | 279,200       | 156,500               | 201,333             | 12                  |
| North Bay                                  | --             | --            | --            | --            | --                    | --                  | 6                   |
| Peterborough                               | 172,506        | 202,586       | 226,160       | 344,900       | 205,000               | 244,129             | 23                  |
| Prince George                              | --             | --            | --            | --            | --                    | --                  | 2                   |
| Red Deer                                   | 115,122        | 145,023       | 165,616       | 203,752       | 152,300               | 173,589             | 91                  |
| Saint-Jean-Iberville                       | 106,400        | 115,000       | 126,200       | 141,000       | 120,000               | 121,174             | 23                  |
| Sarnia                                     | 145,400        | 210,000       | 245,720       | 266,960       | 227,000               | 216,356             | 16                  |
| Sault Ste. Marie                           | 152,200        | 163,400       | 169,000       | 189,000       | 165,000               | 166,083             | 12                  |
| Shawinigan                                 | --             | --            | --            | --            | --                    | --                  | 6                   |
| Vernon                                     | 205,360        | 249,580       | 269,900       | 378,000       | 254,900               | 318,064             | 22                  |
| <b>Large CA Total<br/>Total Grandes AR</b> | 139,000        | 168,000       | 197,100       | 249,900       | 179,900               | 196,224             | 926                 |
| <b>Canada(50,000+)</b>                     | 163,923        | 205,000       | 251,990       | 313,719       | 229,900               | 256,566             | 7,328               |

Table I6-1 / Tableau I6-1

Average Unit Price of Newly Completed and Unabsorbed Single-detached and Semi-detached Dwellings (CMA)

Prix de vente moyens des maisons individuelles et jumelées nouvellement achevées mais non écoulées (RMR)

| Area/Collectivité          | October/octobre |              |                      |                | January/janvier |              |                      |                | April/avril     |              |                      |                |
|----------------------------|-----------------|--------------|----------------------|----------------|-----------------|--------------|----------------------|----------------|-----------------|--------------|----------------------|----------------|
|                            | Units Logements |              | Avg Price Prix Moyen |                | Units Logements |              | Avg Price Prix Moyen |                | Units Logements |              | Avg Price Prix Moyen |                |
|                            | 2001            | 2002         | 2001                 | 2002           | 2002            | 2003         | 2002                 | 2003           | 2002            | 2003         | 2002                 | 2003           |
| Abbotsford                 | -               | 54           | -                    | 303,815        | 92              | 74           | 235,065              | 300,905        | 46              | 49           | 253,109              | 297,182        |
| Calgary                    | 841             | 659          | 244,703              | 261,772        | 766             | 631          | 244,777              | 263,152        | 689             | 728          | 251,272              | 257,520        |
| Edmonton                   | 471             | 416          | 199,777              | 207,302        | 427             | 392          | 203,019              | 209,371        | 392             | 491          | 204,955              | 213,484        |
| Greater Sudbury            | 19              | 10           | 171,316              | 211,900        | 20              | 16           | 185,100              | 191,188        | 8               | 12           | --                   | 172,750        |
| Halifax                    | 47              | 49           | 199,662              | 231,406        | 52              | 40           | 188,913              | 265,905        | 74              | 37           | 195,036              | 228,370        |
| Hamilton                   | 223             | 296          | 231,763              | 224,467        | 291             | 216          | 234,830              | 229,940        | 249             | 78           | 231,352              | 255,158        |
| Kingston                   | -               | 12           | -                    | 194,917        | 12              | 18           | 177,333              | 195,167        | 17              | 26           | 167,118              | 192,769        |
| Kitchener                  | 133             | 127          | 224,863              | 235,512        | 137             | 130          | 229,362              | 238,946        | 151             | 145          | 226,018              | 234,525        |
| London                     | 95              | 93           | 195,169              | 216,068        | 105             | 88           | 193,334              | 209,555        | 103             | 68           | 191,302              | 215,915        |
| Montréal                   | 629             | 449          | 176,253              | 201,073        | 745             | 536          | 175,670              | 207,069        | 872             | 619          | 178,257              | 206,107        |
| Oshawa                     | 42              | 39           | 213,515              | 223,382        | 31              | 40           | 223,863              | 227,840        | 43              | 17           | 225,191              | 225,981        |
| Ottawa-Gatineau            | 198             | 170          | 208,864              | 223,573        | 174             | 206          | 210,743              | 213,887        | 162             | 160          | 217,409              | 206,997        |
| Gatineau                   | 78              | 69           | 126,012              | 132,375        | 75              | 131          | 129,585              | 149,953        | 71              | 97           | 134,069              | 158,359        |
| Ottawa                     | 120             | 101          | 262,718              | 285,876        | 99              | 75           | 272,226              | 325,557        | 91              | 63           | 282,433              | 281,884        |
| Québec                     | 78              | 48           | 131,359              | 141,979        | 87              | 69           | 130,586              | 148,116        | 106             | 94           | 135,519              | 144,266        |
| Regina                     | 60              | 28           | 168,356              | 190,737        | 61              | 27           | 167,013              | 181,516        | 85              | 40           | 161,151              | 179,106        |
| Saguenay                   | 2               | 1            | --                   | --             | 3               | 1            | --                   | --             | 4               | 1            | --                   | --             |
| St. Catharines-Niagara     | 117             | 101          | 201,366              | 215,156        | 102             | 103          | 206,271              | 211,417        | 102             | 72           | 210,915              | 220,973        |
| Saint John                 | 17              | 9            | 123,582              | --             | 11              | 17           | 124,600              | 160,018        | 13              | 22           | 165,908              | 182,966        |
| St. John's                 | 12              | 12           | 190,025              | 137,567        | 19              | 8            | 194,611              | --             | 10              | 17           | 173,540              | 137,976        |
| Saskatoon                  | 71              | 35           | 159,926              | 169,180        | 58              | 24           | 157,318              | 175,442        | 55              | 44           | 162,474              | 180,253        |
| Sherbrooke                 | 8               | 5            | --                   | --             | 12              | 4            | 106,333              | --             | 10              | -            | 103,100              | -              |
| Thunder Bay                | 9               | 8            | --                   | --             | 8               | 5            | --                   | --             | 11              | 2            | 160,455              | --             |
| Toronto                    | 639             | 824          | 310,697              | 286,018        | 593             | 764          | 310,923              | 308,246        | 666             | 652          | 313,324              | 317,275        |
| Trois-Rivières             | 25              | 9            | 88,436               | --             | 32              | 15           | 93,403               | 96,667         | 31              | 30           | 90,868               | 106,833        |
| Vancouver                  | 443             | 386          | 477,103              | 474,500        | 416             | 479          | 495,164              | 451,096        | 314             | 490          | 540,182              | 480,087        |
| Victoria                   | 98              | 33           | 298,662              | 434,999        | 117             | 50           | 326,666              | 362,387        | 40              | 63           | 438,665              | 349,837        |
| Windsor                    | 50              | 12           | 175,068              | 157,108        | 40              | 8            | 152,220              | --             | 55              | 7            | 153,678              | --             |
| Winnipeg                   | 167             | 147          | 202,122              | 215,667        | 131             | 92           | 194,877              | 226,182        | 113             | 111          | 204,609              | 222,043        |
| <b>CMA Total/Total RMR</b> | <b>4,494</b>    | <b>4,032</b> | <b>249,133</b>       | <b>262,171</b> | <b>4,542</b>    | <b>4,053</b> | <b>248,509</b>       | <b>269,088</b> | <b>4,421</b>    | <b>4,075</b> | <b>246,873</b>       | <b>270,009</b> |

Table I6-2 / Tableau I6-2

Average Unit Price of Newly Completed and Unabsorbed Single-detached and Semi-detached Dwellings

Prix de vente moyens des maisons individuelles et jumelées nouvellement achevées mais non écoulées

Large CA / Grandes AR

|  | October/octobre |              |                      |                | January/janvier |              |                      |                | April/avril     |              |                      |                |
|--|-----------------|--------------|----------------------|----------------|-----------------|--------------|----------------------|----------------|-----------------|--------------|----------------------|----------------|
|  | Units Logements |              | Avg Price Prix Moyen |                | Units Logements |              | Avg Price Prix Moyen |                | Units Logements |              | Avg Price Prix Moyen |                |
|  | 2001            | 2002         | 2001                 | 2002           | 2002            | 2003         | 2002                 | 2003           | 2002            | 2003         | 2002                 | 2003           |
| Abbotsford*                                | 92              | **           | 232,261              | **             | **              | **           | **                   | **             | **              | **           | **                   | **             |
| Barrie                                     | 41              | 64           | 172,980              | 229,939        | 34              | 66           | 175,655              | 213,904        | 40              | 54           | 177,317              | 230,148        |
| Belleville                                 | -               | -            | -                    | -              | -               | -            | -                    | -              | -               | -            | -                    | -              |
| Brantford                                  | 14              | 5            | 184,143              | --             | 13              | 4            | 176,000              | --             | 12              | 40           | 163,500              | 160,700        |
| Cape Breton                                | 2               | -            | --                   | -              | 1               | -            | --                   | -              | -               | -            | -                    | -              |
| Charlottetown                              | 1               | 1            | --                   | --             | 2               | 9            | --                   | --             | 3               | 15           | --                   | 111,200        |
| Chatham-Kent                               | 2               | 9            | --                   | --             | 3               | 3            | --                   | --             | 4               | 7            | --                   | --             |
| Chilliwack                                 | 28              | 13           | 199,711              | 222,000        | 24              | 30           | 190,413              | 231,367        | 13              | 25           | 209,462              | 233,440        |
| Cornwall                                   | 2               | -            | --                   | -              | -               | -            | -                    | -              | -               | -            | -                    | -              |
| Courtenay                                  | 19              | 25           | 191,111              | 187,812        | 14              | **           | 201,493              | **             | 13              | **           | 191,915              | **             |
| Drummondville                              | 2               | -            | --                   | -              | 1               | 1            | --                   | --             | -               | -            | -                    | -              |
| Fredericton                                | 5               | 29           | --                   | 151,862        | 11              | 14           | 131,082              | 154,357        | 13              | 12           | 150,231              | 180,917        |
| Granby                                     | -               | 8            | -                    | --             | 8               | 26           | --                   | 115,962        | 6               | 17           | --                   | 115,000        |
| Guelph                                     | 24              | 13           | 239,600              | 211,751        | 18              | 13           | 226,515              | 235,852        | 20              | 22           | 215,325              | 232,770        |
| Kamloops                                   | 32              | 32           | 193,370              | 203,092        | 29              | 29           | 200,229              | 207,664        | 27              | 26           | 203,206              | 214,413        |
| Kawartha Lakes                             | **              | **           | **                   | **             | **              | 4            | **                   | --             | **              | 7            | **                   | --             |
| Kelowna                                    | 82              | 45           | 250,939              | 264,564        | 63              | 66           | 248,778              | 257,126        | 46              | 59           | 254,776              | 273,380        |
| Kingston*                                  | 15              | **           | 156,467              | **             | **              | **           | **                   | **             | **              | **           | **                   | **             |
| Lethbridge                                 | 50              | 34           | 156,095              | 186,715        | 38              | 29           | 167,807              | 177,146        | 34              | 33           | 172,194              | 165,726        |
| Medicine Hat                               | 30              | 66           | 149,903              | 181,547        | 31              | 31           | 146,492              | 178,983        | 34              | 58           | 157,788              | 185,111        |
| Moncton                                    | 18              | 18           | 125,439              | 154,250        | 23              | 31           | 121,339              | 129,887        | 53              | 33           | 132,057              | 120,158        |
| Nanaimo                                    | 28              | 18           | 200,783              | 228,740        | 18              | 27           | 219,918              | 215,214        | 14              | 15           | 201,979              | 241,044        |
| Norfolk                                    | **              | **           | **                   | **             | **              | 3            | **                   | --             | **              | 4            | **                   | --             |
| North Bay                                  | 22              | 17           | 164,855              | 157,271        | 19              | 9            | 164,121              | --             | 14              | 6            | 162,036              | --             |
| Peterborough                               | 31              | 100          | 212,895              | 210,151        | 92              | 96           | 211,024              | 211,682        | 100             | 14           | 213,176              | 208,462        |
| Prince George                              | 21              | 13           | 203,057              | 166,742        | 19              | 17           | 188,999              | 176,679        | 13              | 19           | 188,208              | 183,674        |
| Red Deer                                   | 44              | 41           | 185,837              | 183,505        | 49              | 47           | 193,749              | 195,430        | 54              | 80           | 192,312              | 184,995        |
| Rimouski                                   | -               | 1            | -                    | --             | -               | **           | -                    | **             | -               | **           | -                    | **             |
| Saint-Hyacinthe                            | 2               | 7            | --                   | --             | 7               | **           | --                   | **             | 5               | **           | --                   | **             |
| Saint-Jean-Iberville                       | 11              | 10           | 150,000              | 115,400        | 17              | 13           | 125,647              | 114,154        | 17              | 13           | 119,765              | 126,077        |
| Sarnia                                     | 27              | 50           | 218,485              | 184,538        | 35              | 31           | 189,186              | 185,997        | 34              | 31           | 185,053              | 177,319        |
| Sault Ste. Marie                           | 5               | 4            | --                   | --             | 4               | 5            | --                   | --             | 1               | 4            | --                   | --             |
| Shawinigan                                 | 5               | -            | --                   | -              | 4               | -            | --                   | -              | 4               | 1            | --                   | --             |
| Vernon                                     | 19              | 19           | 242,805              | 285,800        | 20              | 15           | 250,795              | 290,440        | 14              | 19           | 272,614              | 296,232        |
| <b>Large CA Total<br/>Total Grandes AR</b> | <b>674</b>      | <b>642</b>   | <b>198,105</b>       | <b>198,040</b> | <b>597</b>      | <b>619</b>   | <b>189,871</b>       | <b>197,604</b> | <b>588</b>      | <b>614</b>   | <b>187,081</b>       | <b>195,322</b> |
| <b>Canada(50,000+)</b>                     | <b>5,168</b>    | <b>4,674</b> | <b>242,478</b>       | <b>253,362</b> | <b>5,139</b>    | <b>4,672</b> | <b>241,697</b>       | <b>259,617</b> | <b>5,009</b>    | <b>4,689</b> | <b>239,854</b>       | <b>260,229</b> |

Table I7-1 - Tableau I7-1

Unabsorbed Multiple Dwelling Units (CMA) - Logements collectifs non écoulés (RMR)

April 2003 - avril 2003

|                                | May<br>2002<br>mai | June<br>2002<br>juin | July<br>2002<br>juil | Aug<br>2002<br>août | Sep<br>2002<br>sept | Oct<br>2002<br>oct | Nov<br>2002<br>nov | Dec<br>2002<br>déc | Jan<br>2003<br>jan | Feb<br>2003<br>fév | Mar<br>2003<br>mars | Apr<br>2003<br>avr |
|--------------------------------|--------------------|----------------------|----------------------|---------------------|---------------------|--------------------|--------------------|--------------------|--------------------|--------------------|---------------------|--------------------|
| Abbotsford                     | 19                 | 18                   | 18                   | 16                  | 17                  | 17                 | 18                 | 47                 | 41                 | 33                 | 21                  | 44                 |
| Calgary                        | 285                | 287                  | 246                  | 220                 | 228                 | 228                | 205                | 210                | 187                | 462                | 418                 | 392                |
| Edmonton                       | 404                | 444                  | 421                  | 315                 | 256                 | 386                | 369                | 385                | 380                | 355                | 385                 | 496                |
| Greater Sudbury                | -                  | -                    | -                    | -                   | -                   | -                  | -                  | -                  | -                  | -                  | -                   | -                  |
| Halifax                        | 463                | 463                  | 353                  | 104                 | 47                  | 114                | 118                | 125                | 2                  | 123                | 147                 | 134                |
| Hamilton                       | 362                | 380                  | 369                  | 201                 | 180                 | 169                | 170                | 139                | 83                 | 89                 | 74                  | 69                 |
| Kingston                       | 11                 | 8                    | 4                    | 18                  | 12                  | 8                  | 2                  | -                  | -                  | -                  | -                   | -                  |
| Kitchener                      | 137                | 269                  | 90                   | 94                  | 72                  | 76                 | 71                 | 67                 | 67                 | 62                 | 68                  | 66                 |
| London                         | 80                 | 83                   | 87                   | 56                  | 58                  | 59                 | 57                 | 53                 | 62                 | 67                 | 67                  | 65                 |
| Montréal                       | 886                | 872                  | 872                  | 848                 | 749                 | 819                | 835                | 854                | 667                | 610                | 752                 | 777                |
| Oshawa                         | 3                  | 6                    | 8                    | 11                  | 23                  | 15                 | 13                 | 18                 | 15                 | 12                 | 16                  | 8                  |
| Ottawa-Gatineau                | 206                | 128                  | 141                  | 235                 | 232                 | 227                | 262                | 306                | 289                | 272                | 266                 | 229                |
| Gatineau                       | 64                 | -                    | -                    | 2                   | 2                   | 2                  | 5                  | 28                 | 30                 | 30                 | 30                  | 9                  |
| Ottawa                         | 142                | 128                  | 141                  | 233                 | 230                 | 225                | 257                | 278                | 259                | 242                | 236                 | 220                |
| Québec                         | 57                 | 66                   | 75                   | 79                  | 46                  | 80                 | 69                 | 44                 | 17                 | 16                 | 9                   | 25                 |
| Regina                         | 36                 | 31                   | 31                   | 31                  | 70                  | 67                 | 60                 | 61                 | 60                 | 71                 | 66                  | 67                 |
| Saguenay                       | 23                 | 27                   | 6                    | 6                   | 6                   | 6                  | -                  | 4                  | 24                 | 7                  | 10                  | 156                |
| St. Catharines-<br>Niagara     | 25                 | 22                   | 18                   | 19                  | 24                  | 22                 | 23                 | 20                 | 20                 | 21                 | 21                  | 20                 |
| Saint John                     | 8                  | 8                    | 8                    | 6                   | 4                   | 3                  | 2                  | -                  | -                  | -                  | -                   | -                  |
| St. John's                     | -                  | -                    | -                    | -                   | -                   | 6                  | 6                  | 5                  | 4                  | 4                  | 44                  | 35                 |
| Saskatoon                      | 79                 | 79                   | 92                   | 71                  | 62                  | 61                 | 61                 | 42                 | 43                 | 48                 | 45                  | 43                 |
| Sherbrooke                     | -                  | 11                   | 3                    | 37                  | 37                  | 37                 | 46                 | 43                 | 43                 | 30                 | 30                  | 23                 |
| Thunder Bay                    | 6                  | 6                    | 6                    | 6                   | 6                   | 6                  | 6                  | -                  | -                  | 3                  | 3                   | 3                  |
| Toronto                        | 654                | 682                  | 739                  | 517                 | 935                 | 819                | 924                | 953                | 987                | 1,107              | 1,098               | 1,066              |
| Trois-Rivières                 | 2                  | 5                    | -                    | -                   | 6                   | 3                  | 3                  | 3                  | 6                  | 8                  | 10                  | 3                  |
| Vancouver                      | 850                | 784                  | 703                  | 953                 | 811                 | 785                | 862                | 1,345              | 1,141              | 1,033              | 1,082               | 1,006              |
| Victoria                       | 114                | 123                  | 120                  | 106                 | 85                  | 75                 | 56                 | 41                 | 43                 | 61                 | 54                  | 62                 |
| Windsor                        | 37                 | 37                   | 36                   | 46                  | 46                  | 30                 | 49                 | 48                 | 35                 | 33                 | 21                  | 9                  |
| Winnipeg                       | 7                  | 7                    | 39                   | 35                  | 31                  | 31                 | 30                 | 30                 | 30                 | 102                | 66                  | 58                 |
| <b>CMA Total/Total<br/>RMR</b> | <b>4,754</b>       | <b>4,846</b>         | <b>4,485</b>         | <b>4,030</b>        | <b>4,043</b>        | <b>4,149</b>       | <b>4,317</b>       | <b>4,843</b>       | <b>4,246</b>       | <b>4,629</b>       | <b>4,773</b>        | <b>4,856</b>       |

Table I7-2 - Tableau I7-2

Unabsorbed Multiple Dwelling Units (Large CA) - Logements collectifs non écoulés (Grandes AR)

April 2003 - avril 2003

|  | May<br>2002<br>mai | June<br>2002<br>juin | July<br>2002<br>juil | Aug<br>2002<br>août | Sep<br>2002<br>sept | Oct<br>2002<br>oct | Nov<br>2002<br>nov | Dec<br>2002<br>déc | Jan<br>2003<br>jan | Feb<br>2003<br>fév | Mar<br>2003<br>mars | Apr<br>2003<br>avr |
|--|--------------------|----------------------|----------------------|---------------------|---------------------|--------------------|--------------------|--------------------|--------------------|--------------------|---------------------|--------------------|
| Barrie                                       | 49                 | 50                   | 50                   | 67                  | 67                  | 77                 | 88                 | 66                 | 79                 | 80                 | 70                  | 66                 |
| Belleville                                   | -                  | -                    | -                    | -                   | -                   | -                  | -                  | -                  | -                  | -                  | -                   | -                  |
| Brantford                                    | -                  | -                    | -                    | -                   | -                   | -                  | -                  | -                  | -                  | -                  | -                   | 5                  |
| Cape Breton                                  | **                 | **                   | **                   | **                  | **                  | **                 | **                 | **                 | **                 | **                 | **                  | **                 |
| Charlottetown                                | -                  | -                    | -                    | -                   | -                   | -                  | 1                  | -                  | -                  | -                  | -                   | -                  |
| Chatham-Kent                                 | 10                 | 11                   | 11                   | 7                   | 8                   | 8                  | 2                  | 2                  | 2                  | 2                  | -                   | -                  |
| Chilliwack                                   | 2                  | 2                    | 8                    | 2                   | 7                   | 8                  | 9                  | 6                  | 5                  | 9                  | 7                   | 9                  |
| Cornwall                                     | -                  | -                    | -                    | -                   | -                   | -                  | -                  | -                  | -                  | -                  | -                   | -                  |
| Courtenay                                    | 4                  | 3                    | 3                    | 1                   | 3                   | 14                 | 13                 | 14                 | **                 | **                 | **                  | **                 |
| Drummondville                                | 82                 | 24                   | 59                   | 21                  | 30                  | 17                 | 58                 | 67                 | 57                 | 55                 | 84                  | 73                 |
| Fredericton                                  | 6                  | -                    | -                    | -                   | -                   | 1                  | 28                 | 28                 | 28                 | 32                 | 20                  | 20                 |
| Granby                                       | 5                  | 44                   | 27                   | 31                  | 25                  | 25                 | 23                 | 26                 | 28                 | 25                 | 24                  | 37                 |
| Guelph                                       | 57                 | 47                   | 35                   | 30                  | 20                  | 20                 | 15                 | 20                 | 18                 | 39                 | 38                  | 37                 |
| Kamloops                                     | 36                 | 30                   | 29                   | 45                  | 45                  | 42                 | 38                 | 38                 | 36                 | 35                 | 34                  | 32                 |
| Kawartha Lakes                               | **                 | **                   | **                   | **                  | **                  | **                 | **                 | **                 | 4                  | 4                  | 4                   | 4                  |
| Kelowna                                      | 35                 | 37                   | 25                   | 83                  | 79                  | 45                 | 66                 | 65                 | 59                 | 70                 | 60                  | 61                 |
| Lethbridge                                   | -                  | -                    | -                    | -                   | -                   | -                  | 1                  | 1                  | -                  | -                  | 2                   | -                  |
| Medicine Hat                                 | -                  | 6                    | 2                    | 18                  | 64                  | 73                 | 80                 | 96                 | 79                 | 62                 | 54                  | 43                 |
| Moncton                                      | 58                 | 58                   | 57                   | 101                 | 101                 | 63                 | 63                 | 65                 | 75                 | 120                | 156                 | 143                |
| Nanaimo                                      | 80                 | 75                   | 79                   | 78                  | 61                  | 54                 | 52                 | 55                 | 48                 | 48                 | 47                  | 47                 |
| Norfolk                                      | **                 | **                   | **                   | **                  | **                  | **                 | **                 | **                 | -                  | -                  | -                   | 12                 |
| North Bay                                    | **                 | **                   | **                   | **                  | **                  | **                 | **                 | **                 | **                 | **                 | **                  | **                 |
| Peterborough                                 | 4                  | 6                    | 4                    | 3                   | 3                   | 3                  | 5                  | 5                  | 7                  | 10                 | 23                  | 17                 |
| Prince George                                | 1                  | 1                    | 1                    | -                   | -                   | -                  | -                  | -                  | -                  | -                  | -                   | -                  |
| Red Deer                                     | 5                  | 5                    | 5                    | 5                   | 2                   | 2                  | 44                 | 45                 | 45                 | 48                 | 75                  | 82                 |
| Rimouski                                     | -                  | -                    | -                    | -                   | -                   | -                  | -                  | -                  | **                 | **                 | **                  | **                 |
| Saint-Hyacinthe                              | 13                 | 13                   | 15                   | 7                   | 5                   | 5                  | 5                  | 5                  | **                 | **                 | **                  | **                 |
| Saint-Jean-Iberville                         | 12                 | 10                   | 28                   | 13                  | 10                  | 9                  | 11                 | 11                 | 12                 | 6                  | 8                   | 12                 |
| Sarnia                                       | -                  | -                    | -                    | -                   | -                   | -                  | -                  | -                  | -                  | -                  | 2                   | 2                  |
| Sault Ste. Marie                             | 2                  | 1                    | 1                    | 1                   | 1                   | 1                  | 1                  | 1                  | 1                  | 1                  | 1                   | 3                  |
| Shawinigan                                   | 7                  | 3                    | -                    | -                   | -                   | -                  | -                  | -                  | -                  | -                  | 4                   | 4                  |
| Vernon                                       | 49                 | 49                   | 47                   | 47                  | 47                  | 46                 | 38                 | 37                 | 22                 | 17                 | 17                  | 17                 |
| <b>Large CA Total /<br/>Total Grandes AR</b> | <b>517</b>         | <b>475</b>           | <b>486</b>           | <b>560</b>          | <b>578</b>          | <b>513</b>         | <b>641</b>         | <b>653</b>         | <b>605</b>         | <b>663</b>         | <b>730</b>          | <b>726</b>         |



Table I8-1 - Tableau I8-1

Absorption of Newly Completed and Unabsorbed Multiple Dwellings by CMA (Rental and Co-op)

Écoulement des logements collectifs nouvellement achevés mais non écoulés, par RMR(Locatif et Coopératifs)

April 2003 - avril 2003

| Area<br>Collectivité           | Completed<br>current<br>month<br>Achevés<br>mois<br>courant | Absorbed<br>at<br>completion<br>Écoulés à<br>l'achèvement | Unabsorbed<br>previous<br>month<br>Non écoulés<br>mois<br>précédent | Absb from inv<br>current month<br>Inv non-<br>écoulés<br>mois courant | Total<br>Absorbed<br>Total<br>log.<br>écoulés | Unabsorbed<br>current<br>month<br>Non écoulés<br>mois<br>courant | % absorbed<br>at completion<br>% écoulé à<br>l'achèvement | % absorbed<br>current<br>month<br>% écoulés<br>mois courant | Life of<br>Inventory<br>(months)<br>Durée de<br>l'inv (mois) |
|--------------------------------|---|---|---|---|---|--|---|---|--|
| Abbotsford                     | 45  | 12  | 21  | 10  | 22  | 44   | 26.7  | 33.3  | 4.4  |
| Calgary                        | -   | -   | 170   | 3   | 3   | 167  | -   | 1.8   | 55.7   |
| Edmonton                       | 242   | 87  | 302   | 19  | 106   | 438  | 36.0  | 19.5  | 23.1   |
| Greater<br>Sudbury             | -   | -   | -   | -   | -   | -  | -   | -   | -  |
| Halifax                        | -   | -   | 125   | -   | -   | 125  | -   | 0.0   | ***  |
| Hamilton                       | 3   | -   | -   | -   | -   | 3  | 0.0   | 0.0   | -  |
| Kingston                       | -   | -   | -   | -   | -   | -  | -   | -   | -  |
| Kitchener                      | 8   | 6   | 1   | -   | 6   | 3  | 75.0  | 66.7  | ***  |
| London                         | -   | -   | 3   | 1   | 1   | 2  | -   | 33.3  | 2.0  |
| Montréal                       | 196   | 158   | 169   | 7   | 165   | 200  | 80.6  | 45.2  | 28.6   |
| Oshawa                         | -   | -   | -   | -   | -   | -  | -   | -   | -  |
| Ottawa-<br>Gatineau            | 137   | 136   | 125   | 30  | 166   | 96   | 99.3  | 63.4  | 3.2  |
| Gatineau                       | 132   | 132   | 28  | 19  | 151   | 9  | 100.0   | 94.4  | 0.5  |
| Ottawa                         | 5   | 4   | 97  | 11  | 15  | 87   | 80.0  | 14.7  | 7.9  |
| Québec                         | 49  | 45  | 3   | 3   | 48  | 4  | 91.8  | 92.3  | 1.3  |
| Regina                         | -   | -   | -   | -   | -   | -  | -   | -   | -  |
| Saguenay                       | 228   | 76  | 9   | 5   | 81  | 156  | 33.3  | 34.2  | 31.2   |
| St. Catharines-<br>Niagara     | -   | -   | -   | -   | -   | -  | -   | -   | -  |
| Saint John                     | -   | -   | -   | -   | -   | -  | -   | -   | -  |
| St. John's                     | -   | -   | 41  | 8   | 8   | 33   | -   | 19.5  | 4.1  |
| Saskatoon                      | 4   | 4   | -   | -   | 4   | -  | 100.0   | 100.0   | -  |
| Sherbrooke                     | 12  | 12  | 15  | 7   | 19  | 8  | 100.0   | 70.4  | 1.1  |
| Thunder Bay                    | -   | -   | 3   | -   | -   | 3  | -   | 0.0   | ***  |
| Toronto                        | 6   | 2   | 605   | 54  | 56  | 555  | 33.3  | 9.2   | 10.3   |
| Trois-Rivières                 | -   | -   | 7   | 4   | 4   | 3  | -   | 57.1  | 0.8  |
| Vancouver                      | 109   | 109   | 716   | 108   | 217   | 608  | 100.0   | 26.3  | 5.6  |
| Victoria                       | -   | -   | 7   | -   | -   | 7  | -   | 0.0   | ***  |
| Windsor                        | -   | -   | -   | -   | -   | -  | -   | -   | -  |
| Winnipeg                       | -   | -   | 53  | -   | -   | 53   | -   | 0.0   | ***  |
| <b>CMA Total<br/>Total RMR</b> | <b>1,039</b>  | <b>647</b>  | <b>2,375</b>  | <b>259</b>  | <b>906</b>                                    | <b>2,508</b>   | <b>62.3</b>   | <b>26.5</b>   | <b>9.7</b>   |

Table I8-2 - Tableau I8-2

Absorption of Newly Completed and Unabsorbed Multiple Dwellings by CMA (Homeowner and Condo)

Écoulement des logements collectifs nouvellement achevés mais non écoulés, par RMR(Prop.-occ. et Copropriété)

April 2003 - avril 2003

| Area<br>Collectivité           | Completed<br>current<br>month<br>Achevés<br>mois<br>courant | Absorbed<br>at<br>completion<br>Écoulés à<br>l'achèvement | Unabsorbed<br>previous<br>month<br>Non écoulés<br>mois<br>précédent | Absb from inv<br>current month<br>Inv non-<br>écoulés<br>mois courant | Total<br>Absorbed<br>Total<br>log.<br>écoulés | Unabsorbed<br>current<br>month<br>Non écoulés<br>mois<br>courant | % absorbed<br>at completion<br>% écoulé à<br>l'achèvement | % absorbed<br>current<br>month<br>% écoulés<br>mois courant | Life of<br>Inventory<br>(months)<br>Durée de<br>l'inv (mois) |
|--------------------------------|---|---|---|---|---|--|---|---|--|
| Abbotsford                     | 17  | 17  | -   | -   | 17  | -  | 100.0   | 100.0   | -  |
| Calgary                        | 143   | 115   | 248   | 51  | 166   | 225  | 80.4  | 42.5  | 4.4  |
| Edmonton                       | 94  | 93  | 83  | 26  | 119   | 58   | 98.9  | 67.2  | 2.2  |
| Greater<br>Sudbury             | -   | -   | -   | -   | -   | -  | -   | -   | -  |
| Halifax                        | 24  | 24  | 22  | 13  | 37  | 9  | 100.0   | 80.4  | 0.7  |
| Hamilton                       | 85  | 77  | 74  | 16  | 93  | 66   | 90.6  | 58.5  | 4.1  |
| Kingston                       | -   | -   | -   | -   | -   | -  | -   | -   | -  |
| Kitchener                      | 28  | 22  | 67  | 10  | 32  | 63   | 78.6  | 33.7  | 6.3  |
| London                         | -   | -   | 64  | 1   | 1   | 63   | -   | 1.6   | 63.0   |
| Montréal                       | 248   | 156   | 583   | 98  | 254   | 577  | 62.9  | 30.6  | 5.9  |
| Oshawa                         | 5   | 5   | 16  | 8   | 13  | 8  | 100.0   | 61.9  | 1.0  |
| Ottawa-<br>Gatineau            | 150   | 135   | 141   | 23  | 158   | 133  | 90.0  | 54.3  | 5.8  |
| Gatineau                       | 29  | 29  | 2   | 2   | 31  | -  | 100.0   | 100.0   | -  |
| Ottawa                         | 121   | 106   | 139   | 21  | 127   | 133  | 87.6  | 48.8  | 6.3  |
| Québec                         | 82  | 65  | 6   | 2   | 67  | 21   | 79.3  | 76.1  | 10.5   |
| Regina                         | 32  | 26  | 66  | 5   | 31  | 67   | 81.3  | 31.6  | 13.4   |
| Saguenay                       | -   | -   | 1   | 1   | 1   | -  | -   | 100.0   | -  |
| St. Catharines-<br>Niagara     | 4   | 4   | 21  | 1   | 5   | 20   | 100.0   | 20.0  | 20.0   |
| Saint John                     | -   | -   | -   | -   | -   | -  | -   | -   | -  |
| St. John's                     | 14  | 14  | 3   | 1   | 15  | 2  | 100.0   | 88.2  | 2.0  |
| Saskatoon                      | -   | -   | 45  | 2   | 2   | 43   | -   | 4.4   | 21.5   |
| Sherbrooke                     | 12  | 12  | 15  | -   | 12  | 15   | 100.0   | 44.4  | ***  |
| Thunder Bay                    | -   | -   | -   | -   | -   | -  | -   | -   | -  |
| Toronto                        | 2,288   | 2,155   | 493   | 115   | 2,270   | 511  | 94.2  | 81.6  | 4.4  |
| Trois-Rivières                 | 2   | 2   | 3   | 3   | 5   | -  | 100.0   | 100.0   | -  |
| Vancouver                      | 446   | 353   | 366   | 61  | 414   | 398  | 79.1  | 51.0  | 6.5  |
| Victoria                       | 25  | 14  | 47  | 3   | 17  | 55   | 56.0  | 23.6  | 18.3   |
| Windsor                        | -   | -   | 21  | 12  | 12  | 9  | -   | 57.1  | 0.8  |
| Winnipeg                       | -   | -   | 13  | 8   | 8   | 5  | -   | 61.5  | 0.6  |
| <b>CMA Total<br/>Total RMR</b> | <b>3,699</b>  | <b>3,289</b>  | <b>2,398</b>  | <b>460</b>  | <b>3,749</b>                                  | <b>2,348</b>   | <b>88.9</b>   | <b>61.5</b>   | <b>5.1</b>   |

Table I9-1 - Tableau I9-1

Unabsorbed Multiple Dwelling Units - Logements collectifs non écoulés

By Intended Market - Par marché visé

CMA - RMR

April 2003 - avril 2003

|                        | Homeownership<br>Prop.-occ. | Rental<br>Locatifs | Condo<br>Copropriété | Co-op<br>Coopératifs | Total |
|------------------------|-----------------------------|--------------------|----------------------|----------------------|-------|
| Abbotsford             | -                           | 44                 | -                    | -                    | 44    |
| Calgary                | 4                           | 167                | 221                  | -                    | 392   |
| Edmonton               | 1                           | 438                | 57                   | -                    | 496   |
| Greater Sudbury        | -                           | -                  | -                    | -                    | -     |
| Halifax                | 7                           | 125                | 2                    | -                    | 134   |
| Hamilton               | 35                          | 3                  | 31                   | -                    | 69    |
| Kingston               | -                           | -                  | -                    | -                    | -     |
| Kitchener              | 48                          | 3                  | 15                   | -                    | 66    |
| London                 | 8                           | 2                  | 55                   | -                    | 65    |
| Montréal               | 23                          | 200                | 554                  | -                    | 777   |
| Oshawa                 | 6                           | -                  | 2                    | -                    | 8     |
| Ottawa-Gatineau        | 114                         | 96                 | 19                   | -                    | 229   |
| Gatineau               | -                           | 9                  | -                    | -                    | 9     |
| Ottawa                 | 114                         | 87                 | 19                   | -                    | 220   |
| Québec                 | 6                           | 4                  | 15                   | -                    | 25    |
| Regina                 | 1                           | -                  | 66                   | -                    | 67    |
| Saguenay               | -                           | 156                | -                    | -                    | 156   |
| St. Catharines-Niagara | 8                           | -                  | 12                   | -                    | 20    |
| Saint John             | -                           | -                  | -                    | -                    | -     |
| St. John's             | 2                           | 33                 | -                    | -                    | 35    |
| Saskatoon              | -                           | -                  | 43                   | -                    | 43    |
| Sherbrooke             | -                           | 8                  | 15                   | -                    | 23    |
| Thunder Bay            | -                           | 3                  | -                    | -                    | 3     |
| Toronto                | 73                          | 555                | 438                  | -                    | 1,066 |
| Trois-Rivières         | -                           | 3                  | -                    | -                    | 3     |
| Vancouver              | 30                          | 608                | 368                  | -                    | 1,006 |
| Victoria               | -                           | 7                  | 55                   | -                    | 62    |
| Windsor                | 9                           | -                  | -                    | -                    | 9     |
| Winnipeg               | -                           | 37                 | 5                    | 16                   | 58    |
| <b>CMA Total</b>       |                             |                    |                      |                      |       |
| <b>Total RMR</b>       | 375                         | 2,492              | 1,973                | 16                   | 4,856 |
| <b>Canada(50,000+)</b> | 486                         | 2,848              | 2,232                | 16                   | 5,582 |

Table I9-2 - Tableau I9-2  
 Unabsorbed Multiple Dwelling Units - Logements collectifs non écoulés  
 By Intended Market - Par marché visé  
 Large CA - Grandes AR  
 April 2003 - avril 2003

|                         | Homeownership<br>Prop.-occ. | Rental<br>Locatifs | Condo<br>Copropriété | Co-op<br>Coopératifs | Total |
|-------------------------|-----------------------------|--------------------|----------------------|----------------------|-------|
| Barrie                  | 66                          | -                  | -                    | -                    | 66    |
| Belleville              | -                           | -                  | -                    | -                    | -     |
| Brantford               | 3                           | -                  | 2                    | -                    | 5     |
| Cape Breton             | -                           | -                  | -                    | -                    | -     |
| Charlottetown           | -                           | -                  | -                    | -                    | -     |
| Chatham-Kent            | -                           | -                  | -                    | -                    | -     |
| Chilliwack              | -                           | -                  | 9                    | -                    | 9     |
| Cornwall                | -                           | -                  | -                    | -                    | -     |
| Drummondville           | -                           | 73                 | -                    | -                    | 73    |
| Fredericton             | -                           | -                  | 20                   | -                    | 20    |
| Granby                  | -                           | 37                 | -                    | -                    | 37    |
| Guelph                  | 20                          | 17                 | -                    | -                    | 37    |
| Kamloops                | -                           | -                  | 32                   | -                    | 32    |
| Kawartha Lakes          | -                           | -                  | 4                    | -                    | 4     |
| Kelowna                 | -                           | 32                 | 29                   | -                    | 61    |
| Lethbridge              | -                           | -                  | -                    | -                    | -     |
| Medicine Hat            | 6                           | 28                 | 9                    | -                    | 43    |
| Moncton                 | -                           | 109                | 34                   | -                    | 143   |
| Nanaimo                 | -                           | -                  | 47                   | -                    | 47    |
| Norfolk                 | -                           | -                  | 12                   | -                    | 12    |
| North Bay               | -                           | -                  | -                    | -                    | -     |
| Peterborough            | 5                           | 11                 | 1                    | -                    | 17    |
| Prince George           | -                           | -                  | -                    | -                    | -     |
| Red Deer                | 2                           | 40                 | 40                   | -                    | 82    |
| Saint-Jean-Iberville    | 1                           | 5                  | 6                    | -                    | 12    |
| Sarnia                  | 2                           | -                  | -                    | -                    | 2     |
| Sault Ste. Marie        | 3                           | -                  | -                    | -                    | 3     |
| Shawinigan              | -                           | 4                  | -                    | -                    | 4     |
| Vernon                  | 3                           | -                  | 14                   | -                    | 17    |
| <b>Large CA Total</b>   |                             |                    |                      |                      |       |
| <b>Total Grandes AR</b> | 111                         | 356                | 259                  | -                    | 726   |
| <b>Canada(50,000+)</b>  | 486                         | 2,848              | 2,232                | 16                   | 5,582 |

Table I10-1 - Tableau I10-1  
 Absorbed Multiple Dwelling Units - Logements collectifs écoulés  
 By Intended Market - Par marché visé  
 CMA - RMR  
 April 2003 - avril 2003

|                        | Homeownership<br>Prop.-occ. | Rental<br>Locatifs | Condo<br>Copropriété | Co-op<br>Coopératifs | Total |
|------------------------|-----------------------------|--------------------|----------------------|----------------------|-------|
| Abbotsford             | 8                           | 22                 | 9                    | -                    | 39    |
| Calgary                | 14                          | 3                  | 152                  | -                    | 169   |
| Edmonton               | 4                           | 106                | 115                  | -                    | 225   |
| Greater Sudbury        | -                           | -                  | -                    | -                    | -     |
| Halifax                | 9                           | -                  | 28                   | -                    | 37    |
| Hamilton               | 30                          | -                  | 63                   | -                    | 93    |
| Kingston               | -                           | -                  | -                    | -                    | -     |
| Kitchener              | 22                          | 6                  | 10                   | -                    | 38    |
| London                 | -                           | 1                  | 1                    | -                    | 2     |
| Montréal               | 20                          | 165                | 234                  | -                    | 419   |
| Oshawa                 | 13                          | -                  | -                    | -                    | 13    |
| Ottawa-Gatineau        | 151                         | 166                | 7                    | -                    | 324   |
| Gatineau               | 28                          | 151                | 3                    | -                    | 182   |
| Ottawa                 | 123                         | 15                 | 4                    | -                    | 142   |
| Québec                 | 43                          | 48                 | 24                   | -                    | 115   |
| Regina                 | 3                           | -                  | 28                   | -                    | 31    |
| Saguenay               | 1                           | 81                 | -                    | -                    | 82    |
| St. Catharines-Niagara | 5                           | -                  | -                    | -                    | 5     |
| Saint John             | -                           | -                  | -                    | -                    | -     |
| St. John's             | 15                          | 8                  | -                    | -                    | 23    |
| Saskatoon              | -                           | 4                  | 2                    | -                    | 6     |
| Sherbrooke             | -                           | 19                 | 12                   | -                    | 31    |
| Thunder Bay            | -                           | -                  | -                    | -                    | -     |
| Toronto                | 424                         | 56                 | 1,846                | -                    | 2,326 |
| Trois-Rivières         | 2                           | 4                  | 3                    | -                    | 9     |
| Vancouver              | 14                          | 217                | 400                  | -                    | 631   |
| Victoria               | -                           | -                  | 17                   | -                    | 17    |
| Windsor                | 3                           | -                  | 9                    | -                    | 12    |
| Winnipeg               | -                           | -                  | 8                    | -                    | 8     |
| <b>CMA Total</b>       |                             |                    |                      |                      |       |
| <b>Total RMR</b>       | 781                         | 906                | 2,968                | -                    | 4,655 |
| <b>Canada(50,000+)</b> | 857                         | 1,010              | 3,273                | -                    | 5,140 |

Table I10-2 - Tableau I10-2  
 Absorbed Multiple Dwelling Units - Logements collectifs écoulés  
 By Intended Market - Par marché visé  
 Large CA - Grandes AR  
 April 2003 - avril 2003

|                         | Homeownership<br>Prop.-occ. | Rental<br>Locatifs | Condo<br>Copropriété | Co-op<br>Coopératifs | Total |
|-------------------------|-----------------------------|--------------------|----------------------|----------------------|-------|
| Barrie                  | 32                          | -                  | -                    | -                    | 32    |
| Belleville              | -                           | -                  | -                    | -                    | -     |
| Brantford               | 8                           | -                  | 11                   | -                    | 19    |
| Cape Breton             | -                           | -                  | -                    | -                    | -     |
| Charlottetown           | -                           | -                  | -                    | -                    | -     |
| Chatham-Kent            | -                           | -                  | -                    | -                    | -     |
| Chilliwack              | -                           | -                  | 8                    | -                    | 8     |
| Cornwall                | -                           | -                  | -                    | -                    | -     |
| Drummondville           | 1                           | 30                 | 1                    | -                    | 32    |
| Fredericton             | -                           | -                  | -                    | -                    | -     |
| Granby                  | 2                           | 10                 | -                    | -                    | 12    |
| Guelph                  | 26                          | 2                  | -                    | -                    | 28    |
| Kamloops                | -                           | -                  | 2                    | -                    | 2     |
| Kawartha Lakes          | -                           | -                  | -                    | -                    | -     |
| Kelowna                 | -                           | 3                  | 212                  | -                    | 215   |
| Lethbridge              | -                           | 2                  | -                    | -                    | 2     |
| Medicine Hat            | 1                           | 14                 | 4                    | -                    | 19    |
| Moncton                 | -                           | 21                 | -                    | -                    | 21    |
| Nanaimo                 | -                           | -                  | 4                    | -                    | 4     |
| Norfolk                 | -                           | -                  | -                    | -                    | -     |
| North Bay               | -                           | -                  | -                    | -                    | -     |
| Peterborough            | 3                           | 3                  | -                    | -                    | 6     |
| Prince George           | -                           | -                  | -                    | -                    | -     |
| Red Deer                | -                           | -                  | 63                   | -                    | 63    |
| Saint-Jean-Iberville    | 2                           | 19                 | -                    | -                    | 21    |
| Sarnia                  | -                           | -                  | -                    | -                    | -     |
| Sault Ste. Marie        | 1                           | -                  | -                    | -                    | 1     |
| Shawinigan              | -                           | -                  | -                    | -                    | -     |
| Vernon                  | -                           | -                  | -                    | -                    | -     |
| <b>Large CA Total</b>   |                             |                    |                      |                      |       |
| <b>Total Grandes AR</b> | 76                          | 104                | 305                  | -                    | 485   |
| <b>Canada(50,000+)</b>  | 857                         | 1,010              | 3,273                | -                    | 5,140 |



HOUSING

INFORMATION


MONTHLY

VOLUME J

MARKET ABSORPTION STATISTICS

CENSUS SUBDIVISIONS

APRIL 2003



BULLETIN

MENSUEL

D'INFORMATION

SUR LE LOGEMENT

VOLUME J

STATISTIQUES D'ÉCOULEMENTS  
DU MARCHÉ

SUBDIVISION DE RECENSEMENT

AVRIL 2003

MARKET ANALYSIS CENTRE

CENTRE D'ANALYSE DE MARCHÉ



Canada

Get this publication earlier! Switch your current hardcopy subscription to e-mailed PDF. Contact CMHC at (613) 748-2006 or by e-mail at [Market\\_Analysis\\_Centre@cmhc-schl.gc.ca](mailto:Market_Analysis_Centre@cmhc-schl.gc.ca) to get your copy sent to you by e-mail.

Obtenez votre copie plus rapidement avec la distribution par courriel! Contactez le (613)748-2006 ou [centre\\_d'analyse\\_de\\_marche@cmhc-schl.gc.ca](mailto:centre_d'analyse_de_marche@cmhc-schl.gc.ca) pour les détails.

©2003, Canada Mortgage and Housing Corporation  
ISSN 1192-7984 Printed in Canada  
Electronic Product # 61504JBE

©2003, Société canadienne d'hypothèques et de logement  
ISSN 1192-7984 Imprimé au Canada  
Numéro de produit électronique 61504JBE



# HOUSING INFORMATION MONTHLY

# BULLETIN MENSUEL D'INFORMATION SUR LE LOGEMENT

VOLUME J

VOLUME J

MARKET ABSORPTION STATISTICS

STATISTIQUES D'ÉCOULEMENTS DU  
MARCHÉ

CENSUS SUBDIVISIONS

SUBDIVISION DE RECENSEMENT

APRIL 2003

AVRIL 2003

Table J1: Newfoundland and Labrador

Tableau J1: Terre-Neuve

Table J2: Prince Edward Island

Tableau J2: Île-du-Prince-Édouard

Table J3: Nova Scotia

Tableau J3: Nouvelle-Écosse

Table J4-1 to J4-2: New Brunswick

Tableau J4-1 à J4-2: Nouveau-Brunswick

Table J5-1 to J5-8: Quebec

Tableau J5-1 à J5-8: Québec

Table J6-1 to J6-7: Ontario

Tableau J6-1 à J6-7: Ontario

Table J7: Manitoba

Tableau J7: Manitoba

Table J8-1 to J8-2: Saskatchewan

Tableau J8-1 à J8-2: Saskatchewan

Table J9-1 to J9-4: Alberta

Tableau J9-1 à J9-4: Alberta

Table J10-1 to J10-4: British Columbia

Tableau J10-1 à J10-4:  
Colombie-Britannique

Data on 2001 Census Definitions. / Données fondées sur les définitions du recensement de 2001.

# HOUSING INFORMATION MONTHLY

## VOLUME J

### GEOGRAPHIC CHANGES BASED ON THE FINAL 2001 CENSUS DEFINITIONS.

APRIL 2003

Chicoutimi-Jonquière CMA name changed to Saguenay CMA.

Saint-Jean-sur-Richelieu CA name changed to Saint-Jean-Iberville CA.

The CA's of Saint-Hyacinthe, Rimouski and Courtenay went from a Centre of 50,000+ population to a Centre of 10,000 to 49,999 population.

Lavaltrie, VI and Saint-Antoine de Lavaltrie, P have amalgamated to form Lavaltrie, V.

Repentigny, V and Le Gardeur V have amalgamated to form Repentigny, V.

The CA's of Kawartha Lakes and Norfolk went from a Centre of 10,000 to 49,999 population to a Centre of 50,000+ population.

Brant C is no longer part of Brantford CA. Brant C is now surveyed on a quarterly basis.

# BULLETIN MENSUEL D'INFORMATION SUR LE LOGEMENT

## VOLUME J

### CHANGEMENTS GÉOGRAPHIQUES FONDÉES SUR LES DÉFINITIONS FINALES DU RECENSEMENT DE 2001.

AVRIL 2003

Le nom de la RMR de Chicoutimi-Jonquière a été changé à la RMR de Saguenay.

Le nom de l'AR de Saint-Jean-sur-Richelieu a été changé à l'AR de Saint-Jean-Iberville.

Les AR de Saint-Hyacinthe, Rimouski et Courtenay ont passées d'un centre de 50 000 habitants et plus à un centre de 10 000 à 49 999 habitants.

Le village de Lavaltrie et la paroisse de Saint-Antoine de Lavaltrie ont fusionnés pour former la ville de Lavaltrie.

Les villes de Repentigny et Le Gardeur ont fusionnées pour former la ville de Repentigny.

Les AR de Kawartha Lakes et Norfolk ont passées d'un centre de 10 000 à 49 999 habitants à un centre de 50 000 habitants et plus.

La ville de Brant ne fait plus partie de l'AR de Brantford. La ville de Brant est maintenant enquêtée trimestriellement.

Table J1 - Tableau J1

Unabsorbed Units - Logements non-écoulés

Newfoundland &amp; Labrador - Terre-neuve et Labrador

April 2003 - avril 2003

|                    |                                   | Singles and Semis<br>Maisons individuelles et jumelées |           |           | Multiple Units<br>Logements collectifs |           |
|--------------------|-----------------------------------|--|-----------|-----------|--|-----------|
|                    |                                   | 2003   |           |           | 2003                                   |           |
|                    |                                   | FEB/FÉV  | MAR/MARS  | APR/AVR   | MAR/MARS                               | APR/AVR   |
| St. John's CMA/RMR | Bauline T                         | -  | -         | -         | -                                      | -         |
|                    | Bay Bulls T                       | -  | -         | -         | -                                      | -         |
|                    | Conception Bay South T            | 4  | 5         | 11        | -                                      | -         |
|                    | Flatrock T                        | -  | -         | -         | -                                      | -         |
|                    | Logy Bay-Middle Cove-Outer Cove T | -  | -         | -         | -                                      | -         |
|                    | Mount Pearl C                     | -  | -         | -         | -                                      | -         |
|                    | Paradise-St.Thomas T              | -  | -         | -         | -                                      | -         |
|                    | Petty Harbour-Maddox Cove T       | -  | -         | -         | -                                      | -         |
|                    | Portugal Cove-St Phillips T       | -  | 2         | 2         | -                                      | -         |
|                    | Pouch Cove T                      | -  | -         | -         | -                                      | -         |
|                    | St John's C                       | 5  | 4         | 4         | 44                                     | 35        |
|                    | Torbay T                          | -  | -         | -         | -                                      | -         |
|                    | Witless Bay T                     | -  | -         | -         | -                                      | -         |
|                    | <b>Total</b>                      | <b>9</b>   | <b>11</b> | <b>17</b> | <b>44</b>                              | <b>35</b> |

Table J2 - Tableau J2

Unabsorbed Units - Logements non-écoulés

Prince Edward Island - Île-du-Prince-Édouard

April 2003 - avril 2003

|                     |                     | Singles and Semis<br>Maisons individuelles et jumelées |           |           | Multiple Units<br>Logements collectifs |          |
|---------------------|---------------------|--|-----------|-----------|--|----------|
|                     |                     | 2003   |           |           | 2003                                   |          |
|                     |                     | FEB/FÉV  | MAR/MARS  | APR/AVR   | MAR/MARS                               | APR/AVR  |
| Charlottetown CA/AR | Brackley Com        | -  | -         | -         | -                                      | -        |
|                     | Charlottetown C     | 2  | 2         | 5         | -                                      | -        |
|                     | Clyde River Com     | -  | -         | -         | -                                      | -        |
|                     | Cornwall T          | 3  | 5         | 5         | -                                      | -        |
|                     | Indian Reserves     | -  | -         | -         | -                                      | -        |
|                     | Lot 31              | -  | -         | -         | -                                      | -        |
|                     | Lot 33              | -  | -         | -         | -                                      | -        |
|                     | Lot 34              | -  | -         | -         | -                                      | -        |
|                     | Lot 35              | -  | -         | -         | -                                      | -        |
|                     | Lot 36              | -  | -         | -         | -                                      | -        |
|                     | Lot 48              | -  | -         | -         | -                                      | -        |
|                     | Lot 49              | -  | -         | -         | -                                      | -        |
|                     | Lot 65              | -  | -         | -         | -                                      | -        |
|                     | Meadowbank Com      | -  | -         | -         | -                                      | -        |
|                     | Miltonvale Park Com | -  | -         | -         | -                                      | -        |
|                     | Stratford T         | 5  | 4         | 7         | -                                      | -        |
|                     | Union Road Com      | -  | -         | -         | -                                      | -        |
|                     | Warren Grove Com    | -  | -         | -         | -                                      | -        |
|                     | Winsloe South Com   | -  | -         | -         | -                                      | -        |
|                     | <b>Total</b>        | <b>10</b>  | <b>11</b> | <b>17</b> | <b>-</b>                               | <b>-</b> |

Table J3 - Tableau J3  
 Unabsorbed Units - Logements non-écoulés  
 Nova Scotia - Nouvelle-Écosse  
 April 2003 - avril 2003

|                   |                 | Singles and Semis<br>Maisons individuelles et jumelées |          |         | Multiple Units<br>Logements collectifs |         |
|-------------------|-----------------|--|----------|---------|--|---------|
|                   |                 | 2003   |          |         | 2003                                   |         |
|                   |                 | FEB/FÉV  | MAR/MARS | APR/AVR | MAR/MARS                               | APR/AVR |
| Halifax CMA/RMR   | Halifax RGM     | 45   | 64       | 37      | 147                                    | 134     |
|                   | Indian Reserves | -  | -        | -       | -                                      | -       |
|                   | <b>Total</b>    | 45   | 64       | 37      | 147                                    | 134     |
| Cape Breton CA/AR | Cape Breton RGM | -  | -        | -       | -                                      | -       |
|                   | Indian Reserves | -  | -        | -       | -                                      | -       |
|                   | <b>Total</b>    | -  | -        | -       | -                                      | -       |

Table J4-1 - Tableau J4-1  
 Unabsorbed Units - Logements non-écoulés  
 New Brunswick - Nouveau-Brunswick  
 April 2003 - avril 2003

|                    |                       | Singles and Semis<br>Maisons individuelles et jumelées |           |           | Multiple Units<br>Logements collectifs |           |
|--------------------|-----------------------|--|-----------|-----------|--|-----------|
|                    |                       | 2003   |           |           | 2003                                   |           |
|                    |                       | FEB/FÉV  | MAR/MARS  | APR/AVR   | MAR/MARS                               | APR/AVR   |
| Saint John CMA/RMR | Grand Bay-Westfield T | 1  | 2         | 1         | -                                      | -         |
|                    | Greenwick Par         | -  | -         | -         | -                                      | -         |
|                    | Hampton Par           | -  | -         | -         | -                                      | -         |
|                    | Hampton T             | -  | -         | 1         | -                                      | -         |
|                    | Kingston Par          | -  | -         | -         | -                                      | -         |
|                    | Lepreau Par           | -  | -         | -         | -                                      | -         |
|                    | Musquash Par          | -  | -         | -         | -                                      | -         |
|                    | Petersville Par       | -  | -         | -         | -                                      | -         |
|                    | Quispamsis T          | 8  | 3         | 8         | -                                      | -         |
|                    | Rothesay Par          | -  | -         | -         | -                                      | -         |
|                    | Rothesay T            | 1  | 1         | 4         | -                                      | -         |
|                    | Saint John C          | 5  | 5         | 5         | -                                      | -         |
|                    | Saint Martins Par     | -  | -         | -         | -                                      | -         |
|                    | Saint Martins VL      | -  | -         | -         | -                                      | -         |
|                    | Simonds Par           | 3  | 3         | 4         | -                                      | -         |
|                    | Upham Par             | -  | -         | -         | -                                      | -         |
|                    | Westfield Par         | -  | -         | -         | -                                      | -         |
|                    | <b>Total</b>          | <b>18</b>  | <b>14</b> | <b>23</b> | <b>-</b>                               | <b>-</b>  |
| Fredericton CA/AR  | Bright Par            | -  | -         | -         | -                                      | -         |
|                    | Douglas Par           | -  | -         | -         | -                                      | -         |
|                    | Fredericton C         | 12   | 13        | 11        | 20                                     | 20        |
|                    | Indian Reserves       | -  | -         | -         | -                                      | -         |
|                    | Kingsclear Par        | 3  | 4         | 3         | -                                      | -         |
|                    | Lincoln Par           | -  | -         | -         | -                                      | -         |
|                    | Maugerville Par       | -  | -         | -         | -                                      | -         |
|                    | New Maryland Par      | -  | -         | -         | -                                      | -         |
|                    | New Maryland VL       | -  | -         | -         | -                                      | -         |
|                    | Saint Mary's Par      | -  | -         | -         | -                                      | -         |
|                    | <b>Total</b>          | <b>15</b>  | <b>17</b> | <b>14</b> | <b>20</b>                              | <b>20</b> |

Table J4-2 - Tableau J4-2  
 Unabsorbed Units - Logements non-écoulés  
 New Brunswick - Nouveau-Brunswick  
 April 2003 - avril 2003

|               |                               | Singles and Semis<br>Maisons individuelles et jumelées |           |           | Multiple Units<br>Logements collectifs |            |
|---------------|-------------------------------|--|-----------|-----------|--|------------|
|               |                               | 2003   |           |           | 2003                                   |            |
|               |                               | FEB/FÉV  | MAR/MARS  | APR/AVR   | MAR/MARS                               | APR/AVR    |
| Moncton CA/AR | Coverdale Par                 | -  | -         | 1         | -                                      | -          |
|               | Dieppe C                      | 13   | 17        | 17        | 37                                     | 37         |
|               | Dorchester Par                | 1  | -         | -         | -                                      | -          |
|               | Dorchester VL                 | -  | -         | -         | -                                      | -          |
|               | Elgin Par                     | -  | -         | -         | -                                      | -          |
|               | Hillsborough Par              | -  | -         | -         | -                                      | -          |
|               | Hillsborough VL               | 1  | -         | -         | -                                      | -          |
|               | Indian Reserve (Fort Folly 1) | -  | -         | -         | -                                      | -          |
|               | Memramcook VL                 | -  | -         | -         | -                                      | -          |
|               | Moncton C                     | 12   | 15        | 10        | 119                                    | 106        |
|               | Moncton Par                   | -  | -         | -         | -                                      | -          |
|               | Riverview T                   | 5  | 5         | 5         | -                                      | -          |
|               | Salisbury VL                  | -  | -         | -         | -                                      | -          |
|               | <b>Total</b>                  | <b>32</b>  | <b>37</b> | <b>33</b> | <b>156</b>                             | <b>143</b> |

Table J5-1 - Tableau J5-1

Unabsorbed Units - Logements non-écoulés

Quebec - Québec

April 2003 - avril 2003

|  |                 | Singles and Semis<br>Maisons individuelles et jumelées |          |         | Multiple Units<br>Logements collectifs |         |
|--|-----------------|--|----------|---------|--|---------|
|  |                 | 2003   |          |         | 2003                                   |         |
|  |                 | FEB/FÉV  | MAR/MARS | APR/AVR | MAR/MARS                               | APR/AVR |
| Ottawa-Gatineau CMA/RMR<br>(Quebec Part/Partie Québécoise) | Cantley M       | 7  | 7        | 1       | -                                      | -       |
|  | Chelsea M       | 1  | 2        | 1       | -                                      | -       |
|  | Gatineau V      | 163  | 191      | 93      | 30                                     | 9       |
|  | La Pêche M      | 3  | 3        | 1       | -                                      | -       |
|  | Pontiac M       | -  | -        | -       | -                                      | -       |
|  | Val-Des-Monts M | 5  | 6        | 1       | -                                      | -       |
|  | <b>Total</b>    | 179  | 209      | 97      | 30                                     | 9       |
| Montréal<br>Île-de-Montréal                                | Montréal V      | 62   | 61       | 65      | 353                                    | 347     |
|  | <b>Total</b>    | 62   | 61       | 65      | 353                                    | 347     |



Table J5-2 - Tableau J5-2  
 Unabsorbed Units - Logements non-écoulés  
 Québec - Québec  
 April 2003 - avril 2003

|                                  |                                 | Singles and Semis<br>Maisons individuelles et jumelées |            |            | Multiple Units<br>Logements collectifs |         |
|----------------------------------|---------------------------------|--|------------|------------|--|---------|
|                                  |                                 | 2003   |            |            | 2003                                   |         |
|                                  |                                 | FEB/FÉV  | MAR/MARS   | APR/AVR    | MAR/MARS                               | APR/AVR |
| Montréal<br>South Shore/Rive-Sud | Beauharnois V                   | -  | -          | -          | 1                                      | 1       |
|                                  | Beloeil V                       | -  | -          | -          | 1                                      | 5       |
|                                  | Candiac V                       | 8  | 8          | 8          | 8                                      | 7       |
|                                  | Carignan V                      | 2  | 2          | 2          | -                                      | -       |
|                                  | Châteauguay V                   | 1  | 3          | 3          | 2                                      | 12      |
|                                  | Chambly V                       | 6  | 6          | 7          | 3                                      | 3       |
|                                  | Delson V                        | 1  | 1          | 3          | -                                      | -       |
|                                  | Léry V                          | -  | -          | -          | -                                      | -       |
|                                  | La Prairie V                    | 7  | 7          | 5          | 1                                      | 1       |
|                                  | Longueuil V                     | 48   | 52         | 51         | 116                                    | 116     |
|                                  | McMasterville M                 | 1  | 1          | 1          | 5                                      | 4       |
|                                  | Mercier V                       | 2  | 1          | -          | -                                      | -       |
|                                  | Mont-Saint-Hilaire V            | 9  | 9          | 11         | -                                      | 2       |
|                                  | Otterburn Park V                | 1  | 2          | 3          | -                                      | -       |
|                                  | Réserve Indienne<br>(Kahnawake) | -  | -          | -          | -                                      | -       |
|                                  | Richelieu V                     | -  | -          | -          | -                                      | -       |
|                                  | Saint-Amable M                  | 1  | 1          | 1          | -                                      | -       |
|                                  | Saint-Basile-le-Grand V         | 10   | 13         | 12         | -                                      | -       |
|                                  | Saint-Constant V                | 4  | 4          | 4          | -                                      | -       |
|                                  | Saint-Isidore P                 | -  | -          | -          | -                                      | -       |
|                                  | Saint-Mathias-sur-Richelieu M   | -  | -          | -          | -                                      | -       |
|                                  | Saint-Mathieu M                 | -  | -          | -          | -                                      | -       |
|                                  | Saint-Mathieu-de-Beloeil M      | -  | -          | -          | -                                      | -       |
|                                  | Saint-Philippe M                | 2  | 2          | 2          | -                                      | -       |
|                                  | Sainte-Catherine V              | 1  | 1          | 1          | 2                                      | 4       |
|                                  | Sainte-Julie V                  | 9  | 13         | 12         | 15                                     | 17      |
|                                  | Varenes V                       | 6  | 6          | 5          | 2                                      | 2       |
| <b>Total</b>                     | <b>119</b>                      | <b>132</b>   | <b>131</b> | <b>156</b> | <b>174</b>                             |         |

Table J5-3 - Tableau J5-3  
 Unabsorbed Units - Logements non-écoulés  
 Québec - Québec  
 April 2003 - avril 2003

|                                   |                                  | Singles and Semis<br>Maisons individuelles et jumelées |            |            | Multiple Units<br>Logements collectifs |         |
|-----------------------------------|----------------------------------|--|------------|------------|--|---------|
|                                   |                                  | 2003   |            |            | 2003                                   |         |
|                                   |                                  | FEB/FÉV  | MAR/MARS   | APR/AVR    | MAR/MARS                               | APR/AVR |
| Montréal<br>North Shore/Rive-Nord | Blainville V                     | 54   | 53         | 57         | 2                                      | 2       |
|                                   | Bois-des-Filion V                | 3  | 4          | 3          | -                                      | 11      |
|                                   | Boisbriand V                     | 2  | 3          | 4          | -                                      | -       |
|                                   | Charlemagne V                    | -  | -          | -          | -                                      | -       |
|                                   | Deux-Montagnes V                 | 6  | 4          | 6          | -                                      | -       |
|                                   | Gore CT                          | 1  | -          | -          | -                                      | -       |
|                                   | L'Assomption V                   | 2  | 3          | 3          | 1                                      | 1       |
|                                   | Laval V                          | 101  | 107        | 126        | 73                                     | 82      |
|                                   | Lavaltrie V                      | 3  | 4          | 4          | -                                      | -       |
|                                   | Lorraine V                       | 4  | 3          | 4          | 13                                     | 10      |
|                                   | Mascouche V                      | 9  | 10         | 10         | 13                                     | 18      |
|                                   | Mirabel V                        | 30   | 38         | 35         | 8                                      | 16      |
|                                   | Oka                              | -  | -          | -          | -                                      | -       |
|                                   | Pointe-Calumet M                 | -  | -          | -          | -                                      | -       |
|                                   | Réserve Indienne<br>(Kanesatake) | -  | -          | -          | -                                      | -       |
|                                   | Repentigny V                     | 25   | 19         | 23         | 8                                      | 6       |
|                                   | Rosemere V                       | 1  | 2          | 2          | -                                      | -       |
|                                   | Saint-Colomban P                 | 2  | 2          | 2          | -                                      | -       |
|                                   | Saint-Eustache V                 | 4  | 9          | 8          | 18                                     | 8       |
|                                   | Saint-Jérôme V                   | 7  | 7          | 7          | 75                                     | 73      |
|                                   | Saint-Joseph-du-Lac M            | -  | -          | -          | -                                      | -       |
|                                   | Saint-Placide M                  | -  | -          | -          | -                                      | -       |
|                                   | Saint-Sulpice P                  | -  | -          | -          | -                                      | -       |
|                                   | Sainte-Anne-des-Plaines V        | 4  | 4          | 4          | -                                      | -       |
|                                   | Sainte-Marthe-sur-le-Lac V       | 8  | 10         | 15         | 2                                      | 2       |
|                                   | Sainte-Thérèse V                 | -  | -          | -          | 21                                     | 18      |
|                                   | Terrebonne V                     | 52   | 55         | 60         | 4                                      | 2       |
| <b>Total</b>                      | <b>318</b>                       | <b>337</b>   | <b>373</b> | <b>238</b> | <b>249</b>                             |         |

Table J5-4 - Tableau J5-4  
 Unabsorbed Units - Logements non-écoulés  
 Quebec - Québec  
 April 2003 - avril 2003

|                           |                              | Singles and Semis<br>Maisons individuelles et jumelées |          |         | Multiple Units<br>Logements collectifs |         |
|---------------------------|------------------------------|--|----------|---------|--|---------|
|                           |                              | 2003   |          |         | 2003                                   |         |
|                           |                              | FEB/FÉV  | MAR/MARS | APR/AVR | MAR/MARS                               | APR/AVR |
| Montréal<br>Others/Autres | Hudson V                     | 1  | 1        | 1       | -                                      | -       |
|                           | L'Île-Cadieux V              | -  | -        | -       | -                                      | -       |
|                           | L'Île-Perrot V               | 8  | 7        | 6       | -                                      | -       |
|                           | Les Cèdres M                 | 1  | 1        | 1       | -                                      | -       |
|                           | Notre-Dame-de-L'Île-Perrot M | 7  | 7        | 10      | -                                      | -       |
|                           | Pincourt V                   | 1  | 1        | -       | -                                      | -       |
|                           | Pointe-des-Cascades VL       | 1  | 1        | -       | -                                      | -       |
|                           | Saint-Lazare P               | 9  | 13       | 11      | 2                                      | 2       |
|                           | Terrasse-Vaudreuil M         | -  | -        | -       | -                                      | -       |
|                           | Vaudreuil-sur-le-Lac VL      | 1  | 2        | 3       | -                                      | -       |
|                           | Vaudreuil-Dorion V           | 14   | 16       | 18      | 3                                      | 5       |
|                           | <b>Total</b>                 | 43   | 49       | 50      | 5                                      | 7       |
| Montréal<br>CMA/RMR       | <b>Total</b>                 | 542  | 579      | 619     | 752                                    | 777     |

Table J5-5 - Tableau J5-5  
 Unabsorbed Units - Logements non-écoulés  
 Quebec - Québec  
 April 2003 - avril 2003

|                           |                                     | Singles and Semis<br>Maisons individuelles et jumelées |           |          | Multiple Units<br>Logements collectifs |         |
|---------------------------|-------------------------------------|--|-----------|----------|--|---------|
|                           |                                     | 2003   |           |          | 2003                                   |         |
|                           |                                     | FEB/FÉV  | MAR/MARS  | APR/AVR  | MAR/MARS                               | APR/AVR |
| Québec<br>CMA/RMR         | Beaumont P                          | -  | -         | -        | -                                      | -       |
|                           | Boischatel M                        | -  | 1         | 1        | -                                      | -       |
|                           | Château-Richer V                    | -  | -         | -        | -                                      | -       |
|                           | Fossambault-sur-le-Lac V            | -  | -         | -        | -                                      | -       |
|                           | Lévis V                             | 18   | 20        | 35       | 5                                      | 6       |
|                           | L'Ange-Gardien P                    | -  | -         | -        | -                                      | -       |
|                           | Lac-Beauport M                      | -  | 1         | 1        | -                                      | -       |
|                           | Lac-Delage V                        | -  | -         | -        | -                                      | -       |
|                           | Lac-Saint-Joseph V                  | -  | -         | -        | -                                      | -       |
|                           | Notre-Dame-des-Anges P              | -  | -         | -        | -                                      | -       |
|                           | Québec V                            | 36   | 37        | 52       | 4                                      | 19      |
|                           | Réserve Indienne (Wendake)          | -  | -         | -        | -                                      | -       |
|                           | Saint-Francois P                    | -  | -         | -        | -                                      | -       |
|                           | Saint-Gabriel-de-Valcartier M       | 1  | 1         | 1        | -                                      | -       |
|                           | Saint-Jean P                        | -  | -         | -        | -                                      | -       |
|                           | Saint-Joseph-de-la-Pointe-de-Levy P | -  | -         | -        | -                                      | -       |
|                           | Saint-Lambert-de-Lauzon P           | -  | -         | 3        | -                                      | -       |
|                           | Saint-Laurent-de-l'Île-d'Orléans M  | -  | -         | -        | -                                      | -       |
|                           | Saint-Pierre-de-L'Île-d'Orléans M   | -  | -         | -        | -                                      | -       |
|                           | Sainte-Brigitte-de-Laval M          | 2  | -         | -        | -                                      | -       |
|                           | Sainte-Catherine(Jacques-Cartier) M | -  | -         | -        | -                                      | -       |
|                           | Sainte-Famille P                    | -  | -         | -        | -                                      | -       |
|                           | Sainte-Pétronille VL                | -  | -         | -        | -                                      | -       |
|                           | Shannon M                           | -  | -         | -        | -                                      | -       |
| Stoneham-et-Tewkesbury CU | 13                                  | 13   | 1         | -        | -                                      |         |
| <b>Total</b>              | <b>70</b>                           | <b>73</b>  | <b>94</b> | <b>9</b> | <b>25</b>                              |         |

Table J5-6 - Tableau J5-6  
 Unabsorbed Units - Logements non-écoulés  
 Quebec - Québec  
 April 2003 - avril 2003

|                        |                               | Singles and Semis<br>Maisons individuelles et jumelées |          |         | Multiple Units<br>Logements collectifs |         |
|------------------------|-------------------------------|--|----------|---------|--|---------|
|                        |                               | 2003   |          |         | 2003                                   |         |
|                        |                               | FEB/FÉV  | MAR/MARS | APR/AVR | MAR/MARS                               | APR/AVR |
| Saguenay CMA/RMR       | Larouche P                    | -  | -        | -       | -                                      | -       |
|                        | Saguenay V                    | 1  | 1        | 1       | 10                                     | 156     |
|                        | Saint-Fulgence M              | -  | -        | -       | -                                      | -       |
|                        | Saint-Honoré M                | -  | -        | -       | -                                      | -       |
|                        | Tremblay CT                   | -  | -        | -       | -                                      | -       |
|                        | <b>Total</b>                  | 1  | 1        | 1       | 10                                     | 156     |
| Sherbrooke CMA/RMR     | Ascot Corner M                | -  | -        | -       | -                                      | -       |
|                        | Compton Station M             | -  | -        | -       | -                                      | -       |
|                        | Hatley CT                     | 1  | 1        | -       | -                                      | -       |
|                        | North Hatley VL               | -  | -        | -       | -                                      | -       |
|                        | Saint-Denis-de-Brompton P     | -  | -        | -       | -                                      | -       |
|                        | Sherbrooke V                  | 2  | 2        | -       | 30                                     | 23      |
|                        | Stoke M                       | -  | -        | -       | -                                      | -       |
|                        | Waterville V                  | -  | -        | -       | -                                      | -       |
|                        | <b>Total</b>                  | 3  | 3        | -       | 30                                     | 23      |
| Trois-Rivières CMA/RMR | Bécancour V                   | -  | -        | -       | -                                      | -       |
|                        | Champlain M                   | -  | -        | -       | -                                      | -       |
|                        | Réserve Indienne (Wôlinak 11) | -  | -        | -       | -                                      | -       |
|                        | Saint-Maurice P               | -  | -        | -       | -                                      | -       |
|                        | Trois-Rivières V              | 15   | 29       | 30      | 10                                     | 3       |
|                        | <b>Total</b>                  | 15   | 29       | 30      | 10                                     | 3       |

Table J5-7 - Tableau J5-7  
 Unabsorbed Units - Logements non-écoulés  
 Quebec - Québec  
 April 2003 - avril 2003

|                       |                               | Singles and Semis<br>Maisons individuelles et jumelées |          |         | Multiple Units<br>Logements collectifs |         |
|-----------------------|-------------------------------|--|----------|---------|--|---------|
|                       |                               | 2003   |          |         | 2003                                   |         |
|                       |                               | FEB/FÉV  | MAR/MARS | APR/AVR | MAR/MARS                               | APR/AVR |
| Drummondville CA/AR   | Drummondville V               | -  | -        | -       | 70                                     | 63      |
|                       | Saint-Charles-de-Drummond M   | -  | -        | -       | 11                                     | 10      |
|                       | Saint-Cyrille-de-Wendover M   | -  | -        | -       | -                                      | -       |
|                       | Saint-Lucien P                | -  | -        | -       | -                                      | -       |
|                       | Saint-Majorique-de-Grantham P | -  | -        | -       | -                                      | -       |
|                       | Saint-Nicéphore V             | 1  | -        | -       | 3                                      | -       |
|                       | <b>Total</b>                  | 1  | -        | -       | 84                                     | 73      |
| Granby CA/AR          | Bromont V                     | 3  | 4        | 5       | -                                      | -       |
|                       | Granby CT                     | -  | -        | -       | -                                      | -       |
|                       | Granby V                      | 20   | 17       | 12      | 24                                     | 37      |
|                       | <b>Total</b>                  | 23   | 21       | 17      | 24                                     | 37      |
| Rimouski CA/AR        | Le Bic M                      | **   | **       | **      | **                                     | **      |
|                       | Rimouski V                    | **   | **       | **      | **                                     | **      |
|                       | Saint-Anaclet-de-Lessard P    | **   | **       | **      | **                                     | **      |
|                       | Saint-Narcisse-de-Rimouski P  | **   | **       | **      | **                                     | **      |
|                       | <b>Total</b>                  | **   | **       | **      | **                                     | **      |
| Saint-Hyacinthe CA/AR | Saint-Hyacinthe V             | **   | **       | **      | **                                     | **      |
|                       | <b>Total</b>                  | **   | **       | **      | **                                     | **      |

Table J5-8 - Tableau J5-8

Unabsorbed Units - Logements non-écoulés

Quebec - Québec

April 2003 - avril 2003

|                            |                         | Singles and Semis<br>Maisons individuelles et jumelées |          |         | Multiple Units<br>Logements collectifs |         |
|----------------------------|-------------------------|--|----------|---------|--|---------|
|                            |                         | 2003   |          |         | 2003                                   |         |
|                            |                         | FEB/FÉV  | MAR/MARS | APR/AVR | MAR/MARS                               | APR/AVR |
| Saint-Jean-Iberville CA/AR | Saint-Jean-Iberville V  | 13   | 13       | 13      | 8                                      | 12      |
|                            | <b>Total</b>            | 13   | 13       | 13      | 8                                      | 12      |
| Shawinigan CA/AR           | Saint-Mathieu-du-Parc M | -  | -        | -       | -                                      | -       |
|                            | Shawinigan V            | -  | 2        | 1       | 4                                      | 4       |
|                            | <b>Total</b>            | -  | 2        | 1       | 4                                      | 4       |

Table J6-1 - Tableau J6-1  
 Unabsorbed Units - Logements non-écoulés  
 Ontario  
 April 2003 - avril 2003

|                         |                      | Singles and Semis<br>Maisons individuelles et jumelées |          |         | Multiple Units<br>Logements collectifs |         |
|-------------------------|----------------------|--|----------|---------|--|---------|
|                         |                      | 2003   |          |         | 2003                                   |         |
|                         |                      | FEB/FÉV  | MAR/MARS | APR/AVR | MAR/MARS                               | APR/AVR |
| Greater Sudbury CMA/RMR | Greater Sudbury C    | 11   | 10       | 12      | -                                      | -       |
|                         | Indian Reserves      | -  | -        | -       | -                                      | -       |
|                         | <b>Total</b>         | 11   | 10       | 12      | -                                      | -       |
| Hamilton CMA/RMR        | Burlington C         | 30   | 18       | 16      | 59                                     | 50      |
|                         | Grimsby T            | 7  | 8        | 8       | 6                                      | 7       |
|                         | Hamilton C           | 181  | 82       | 54      | 9                                      | 12      |
|                         | <b>Total</b>         | 218  | 108      | 78      | 74                                     | 69      |
| Kingston CMA/RMR        | Frontenac Islands TP | -  | -        | -       | -                                      | -       |
|                         | Kingston C           | 20   | 21       | 20      | -                                      | -       |
|                         | Loyalist TP          | 4  | 7        | 6       | -                                      | -       |
|                         | South Frontenac TP   | -  | -        | -       | -                                      | -       |
|                         | <b>Total</b>         | 24   | 28       | 26      | -                                      | -       |
| Kitchener CMA/RMR       | Cambridge C          | 13   | 14       | 18      | 10                                     | 11      |
|                         | Kitchener C          | 60   | 65       | 79      | 51                                     | 48      |
|                         | North Dumfries TP    | -  | -        | -       | -                                      | -       |
|                         | Waterloo C           | 54   | 43       | 46      | 3                                      | 3       |
|                         | Woolwich TP          | 1  | 1        | 2       | 4                                      | 4       |
|                         | <b>Total</b>         | 128  | 123      | 145     | 68                                     | 66      |



Table J6-2 - Tableau J6-2  
 Unabsorbed Units - Logements non-écoulés  
 Ontario  
 April 2003 - avril 2003

|  |                       | Singles and Semis<br>Maisons individuelles et jumelées |           |           | Multiple Units<br>Logements collectifs |            |
|--|-----------------------|--|-----------|-----------|--|------------|
|  |                       | 2003   |           |           | 2003                                   |            |
|  |                       | FEB/FÉV  | MAR/MARS  | APR/AVR   | MAR/MARS                               | APR/AVR    |
| London CMA/RMR   | Central Elgin M       | -  | -         | -         | 2                                      | 2          |
|  | London C              | 45   | 39        | 44        | 62                                     | 60         |
|  | Middlesex Centre TP   | 6  | 3         | 5         | 3                                      | 3          |
|  | Southwold TP          | 1  | 1         | 1         | -                                      | -          |
|  | St Thomas C           | 8  | 9         | 11        | -                                      | -          |
|  | Strathroy-Caradoc Twp | 17   | 7         | 5         | -                                      | -          |
|  | Thames Centre M       | 3  | 3         | 2         | -                                      | -          |
|  | <b>Total</b>          | <b>80</b>  | <b>62</b> | <b>68</b> | <b>67</b>                              | <b>65</b>  |
| Oshawa CMA/RMR   | Clarington T          | 11   | 9         | 5         | 3                                      | 1          |
|  | Oshawa C              | 9  | 8         | 8         | 7                                      | 4          |
|  | Whitby T              | 8  | 3         | 4         | 6                                      | 3          |
|  | <b>Total</b>          | <b>28</b>  | <b>20</b> | <b>17</b> | <b>16</b>                              | <b>8</b>   |
| Ottawa-Gatineau CMA/RMR<br>(Ontario Part/Partie<br>Ontarienne) | Casselman VL          | -  | -         | -         | -                                      | -          |
|  | Clarence-Rockland C   | -  | -         | -         | 5                                      | 5          |
|  | Ottawa C              | 66   | 66        | 63        | 231                                    | 215        |
|  | Russell TP            | -  | 1         | -         | -                                      | -          |
|  | <b>Total</b>          | <b>66</b>  | <b>67</b> | <b>63</b> | <b>236</b>                             | <b>220</b> |

Table J6-3 - Tableau J6-3  
 Unabsorbed Units - Logements non-écoulés  
 Ontario  
 April 2003 - avril 2003

|                                   |                                     | Singles and Semis<br>Maisons individuelles et jumelées |           |           | Multiple Units<br>Logements collectifs |           |
|-----------------------------------|-------------------------------------|--|-----------|-----------|--|-----------|
|                                   |                                     | 2003   |           |           | 2003                                   |           |
|                                   |                                     | FEB/FÉV  | MAR/MARS  | APR/AVR   | MAR/MARS                               | APR/AVR   |
| St. Catharines-Niagara<br>CMA/RMR | Fort Erie T                         | 6  | 3         | 4         | -                                      | -         |
|                                   | Lincoln T                           | 11   | 8         | 4         | 4                                      | 4         |
|                                   | Niagara Falls C                     | 12   | 10        | 8         | 4                                      | 4         |
|                                   | Niagara-on-the-Lake T               | 27   | 26        | 23        | 7                                      | 7         |
|                                   | Pelham T                            | 2  | 3         | 3         | 1                                      | 1         |
|                                   | Port Colborne C                     | -  | -         | -         | 1                                      | 1         |
|                                   | St Catharines C                     | 27   | 28        | 23        | 4                                      | 3         |
|                                   | Thorold C                           | -  | 1         | 1         | -                                      | -         |
|                                   | Wainfleet TP                        | -  | -         | -         | -                                      | -         |
|                                   | Welland C                           | 8  | 9         | 6         | -                                      | -         |
|                                   | <b>Total</b>                        | <b>93</b>  | <b>88</b> | <b>72</b> | <b>21</b>                              | <b>20</b> |
| Thunder Bay CMA/RMR               | Conmee TP                           | -  | -         | -         | -                                      | -         |
|                                   | Gillies TP                          | -  | -         | -         | -                                      | -         |
|                                   | Indian Reserve(Fort<br>Williams 52) | -  | -         | -         | -                                      | -         |
|                                   | Neebing TP                          | -  | -         | -         | -                                      | -         |
|                                   | O'Connor TP                         | -  | -         | -         | -                                      | -         |
|                                   | Oliver Paipoonge TP                 | -  | -         | -         | -                                      | -         |
|                                   | Shuniah TP                          | -  | -         | -         | -                                      | -         |
|                                   | Thunder Bay C                       | 7  | 4         | 2         | 3                                      | 3         |
|                                   | <b>Total</b>                        | <b>7</b>   | <b>4</b>  | <b>2</b>  | <b>3</b>                               | <b>3</b>  |

Table J6-4 - Tableau J6-4  
 Unabsorbed Units - Logements non-écoulés  
 Ontario  
 April 2003 - avril 2003

|                      |                              | Singles and Semis<br>Maisons individuelles et jumelées |          |         | Multiple Units<br>Logements collectifs |         |
|----------------------|------------------------------|--|----------|---------|--|---------|
|                      |                              | 2003   |          |         | 2003                                   |         |
|                      |                              | FEB/FÉV  | MAR/MARS | APR/AVR | MAR/MARS                               | APR/AVR |
| Toronto Metro        | Toronto C                    | 61   | 77       | 71      | 889                                    | 848     |
|                      | <b>Total</b>                 | 61   | 77       | 71      | 889                                    | 848     |
| Toronto York         | Aurora T                     | 5  | -        | -       | 5                                      | 5       |
|                      | Chippewas of Georgina Island | -  | -        | -       | -                                      | -       |
|                      | East Gwillimbury T           | -  | -        | -       | -                                      | -       |
|                      | Georgina T                   | 8  | 4        | 3       | -                                      | -       |
|                      | King TP                      | -  | -        | -       | -                                      | -       |
|                      | Markham T                    | 37   | 20       | 20      | 18                                     | 2       |
|                      | Newmarket T                  | 7  | 2        | 2       | -                                      | -       |
|                      | Richmond Hill T              | 14   | 9        | 9       | 4                                      | 2       |
|                      | Vaughan C                    | 7  | 5        | 5       | 37                                     | 37      |
|                      | Whitchurch-Stouffville T     | 1  | 1        | 1       | -                                      | -       |
|                      | <b>Total</b>                 | 79   | 41       | 40      | 64                                     | 46      |
| Toronto Peel         | Brampton C                   | 43   | 43       | 46      | -                                      | -       |
|                      | Caledon T                    | 1  | 1        | 1       | -                                      | -       |
|                      | Mississauga C                | 286  | 289      | 264     | 112                                    | 153     |
|                      | <b>Total</b>                 | 330  | 333      | 311     | 112                                    | 153     |
| Toronto Other/Autres | Ajax T                       | 12   | 12       | 12      | -                                      | -       |
|                      | Bradford West Gwillimbury T  | 46   | 36       | 38      | -                                      | -       |
|                      | Halton Hills T               | 24   | 20       | 15      | -                                      | -       |
|                      | Milton T                     | 40   | 54       | 60      | -                                      | -       |
|                      | Mono TP                      | -  | -        | -       | -                                      | -       |
|                      | New Tecumseth T              | 45   | 40       | 50      | -                                      | -       |
|                      | Oakville T                   | 45   | 37       | 52      | 33                                     | 19      |
|                      | Orangeville T                | -  | -        | -       | -                                      | -       |
|                      | Pickering C                  | 3  | 3        | 3       | -                                      | -       |
|                      | Uxbridge TP                  | -  | -        | -       | -                                      | -       |
| <b>Total</b>         | 215                          | 202  | 230      | 33      | 19                                     |         |
| Toronto CMA/RMR      | <b>Total</b>                 | 685  | 653      | 652     | 1,098                                  | 1,066   |

Table J6-5 - Tableau J6-5  
 Unabsorbed Units - Logements non-écoulés  
 Ontario  
 April 2003 - avril 2003

|                  |                | Singles and Semis<br>Maisons individuelles et jumelées |          |         | Multiple Units<br>Logements collectifs |         |
|------------------|----------------|--|----------|---------|--|---------|
|                  |                | 2003   |          |         | 2003                                   |         |
|                  |                | FEB/FÉV  | MAR/MARS | APR/AVR | MAR/MARS                               | APR/AVR |
| Windsor CMA/RMR  | Amherstburg TP | -  | -        | -       | -                                      | -       |
|                  | Essex T        | -  | -        | -       | -                                      | -       |
|                  | Lakeshore T    | -  | -        | -       | -                                      | -       |
|                  | LaSalle T      | -  | -        | 1       | 9                                      | -       |
|                  | Tecumseh T     | -  | -        | -       | -                                      | -       |
|                  | Windsor C      | 5  | 7        | 6       | 12                                     | 9       |
|                  | <b>Total</b>   | 5  | 7        | 7       | 21                                     | 9       |
| Barrie CA/AR     | Barrie C       | 16   | 18       | 17      | 70                                     | 66      |
|                  | Innisfil T     | 4  | 6        | 5       | -                                      | -       |
|                  | Springwater TP | 31   | 28       | 32      | -                                      | -       |
|                  | <b>Total</b>   | 51   | 52       | 54      | 70                                     | 66      |
| Belleville CA/AR | Belleville C   | -  | -        | -       | -                                      | -       |
|                  | Quinte West C  | -  | -        | -       | -                                      | -       |
|                  | <b>Total</b>   | -  | -        | -       | -                                      | -       |
| Brantford CA/AR  | Brant C        | **   | **       | **      | **                                     | **      |
|                  | Brantford C    | 8  | 7        | 40      | -                                      | 5       |
|                  | <b>Total</b>   | 8  | 7        | 40      | -                                      | 5       |

Table J6-6 - Tableau J6-6  
 Unabsorbed Units - Logements non-écoulés  
 Ontario  
 April 2003 - avril 2003

|                      |                              | Singles and Semis<br>Maisons individuelles et jumelées |          |         | Multiple Units<br>Logements collectifs |         |
|----------------------|------------------------------|--|----------|---------|--|---------|
|                      |                              | 2003   |          |         | 2003                                   |         |
|                      |                              | FEB/FÉV  | MAR/MARS | APR/AVR | MAR/MARS                               | APR/AVR |
| Chatham-Kent CA/AR   | Chatham-Kent C               | 5  | 7        | 7       | -                                      | -       |
|                      | Indian Reserve (Moravian 47) | -  | -        | -       | -                                      | -       |
|                      | <b>Total</b>                 | 5  | 7        | 7       | -                                      | -       |
| Cornwall CA/AR       | Akwesasne (Part)             | -  | -        | -       | -                                      | -       |
|                      | Cornwall C                   | -  | -        | -       | -                                      | -       |
|                      | South Glengarry TP           | -  | -        | -       | -                                      | -       |
|                      | South Stormont TP            | -  | -        | -       | -                                      | -       |
|                      | <b>Total</b>                 | -  | -        | -       | -                                      | -       |
| Guelph CA/AR         | Guelph C                     | 16   | 18       | 21      | 36                                     | 35      |
|                      | Guelph/Eramosa TP            | 1  | 1        | 1       | 2                                      | 2       |
|                      | <b>Total</b>                 | 17   | 19       | 22      | 38                                     | 37      |
| Kawartha Lakes CA/AR | Kawartha Lakes C             | 4  | 4        | 7       | 4                                      | 4       |
|                      | <b>Total</b>                 | 4  | 4        | 7       | 4                                      | 4       |
| Norfolk CA/AR        | Norfolk T                    | 3  | 3        | 4       | -                                      | 12      |
|                      | <b>Total</b>                 | 3  | 3        | 4       | -                                      | 12      |

Table J6-7 - Tableau J6-7  
Unabsorbed Units - Logements non-écoulés  
Ontario  
April 2003 - avril 2003

|                        |                                     | Singles and Semis<br>Maisons individuelles et jumelées |          |         | Multiple Units<br>Logements collectifs |         |
|------------------------|-------------------------------------|--|----------|---------|--|---------|
|                        |                                     | 2003   |          |         | 2003                                   |         |
|                        |                                     | FEB/FÉV  | MAR/MARS | APR/AVR | MAR/MARS                               | APR/AVR |
| North Bay CA/AR        | Bonfield TP                         | -  | -        | -       | -                                      | -       |
|                        | East Ferris TP                      | -  | -        | -       | -                                      | -       |
|                        | Indian Reserve (Nipissing 10)       | -  | -        | -       | -                                      | -       |
|                        | North Bay C                         | 7  | 7        | 6       | -                                      | -       |
|                        | North Himsworth TP                  | -  | -        | -       | -                                      | -       |
|                        | <b>Total</b>                        | 7  | 7        | 6       | -                                      | -       |
| Peterborough CA/AR     | Cavan-Millbrook-North Monaghan      | 2  | 2        | 2       | -                                      | -       |
|                        | Douro-Dummer TP                     | -  | -        | -       | -                                      | -       |
|                        | Indian Reserves                     | 1  | -        | -       | -                                      | -       |
|                        | Otonabee-South Monaghan TP          | -  | -        | -       | -                                      | -       |
|                        | Peterborough C                      | 5  | 7        | 10      | 23                                     | 17      |
|                        | Smith-Ennismore-Lakefield TP        | 33   | -        | 2       | -                                      | -       |
|                        | <b>Total</b>                        | 41   | 9        | 14      | 23                                     | 17      |
| Sarnia CA/AR           | Indian Reserve (Sarnia 45)          | -  | -        | -       | -                                      | -       |
|                        | Point Edward VL                     | -  | -        | -       | -                                      | -       |
|                        | Sarnia C                            | 33   | 31       | 26      | 2                                      | 2       |
|                        | St. Clair TP                        | 1  | 4        | 5       | -                                      | -       |
|                        | <b>Total</b>                        | 34   | 35       | 31      | 2                                      | 2       |
| Sault Ste. Marie CA/AR | Indian Reserves                     | -  | -        | -       | -                                      | -       |
|                        | Laird TP                            | -  | -        | -       | -                                      | -       |
|                        | MacDonald, Meredith and Aberdeen TP | -  | -        | -       | -                                      | -       |
|                        | Prince TP                           | -  | -        | -       | -                                      | -       |
|                        | Sault Ste Marie C                   | 4  | 4        | 4       | 1                                      | 3       |
|                        | <b>Total</b>                        | 4  | 4        | 4       | 1                                      | 3       |

Table J7 - Tableau J7  
 Unabsorbed Units - Logements non-écoulés  
 Manitoba  
 April 2003 - avril 2003

|                  |                       | Singles and Semis<br>Maisons individuelles et jumelées |          |         | Multiple Units<br>Logements collectifs |         |
|------------------|-----------------------|--|----------|---------|--|---------|
|                  |                       | 2003   |          |         | 2003                                   |         |
|                  |                       | FEB/FÉV  | MAR/MARS | APR/AVR | MAR/MARS                               | APR/AVR |
| Winnipeg CMA/RMR | Brokenhead 4 R        | 1  | 1        | 3       | -                                      | -       |
|                  | East St Paul RM       | 11   | 11       | 10      | -                                      | -       |
|                  | Headingley RM         | 1  | 1        | 1       | -                                      | -       |
|                  | Ritchot RM            | 1  | -        | -       | -                                      | -       |
|                  | Rosser RM             | -  | -        | -       | 2                                      | 2       |
|                  | Springfield RM        | 2  | 2        | 2       | -                                      | -       |
|                  | St Clements RM        | 1  | 1        | -       | -                                      | -       |
|                  | St Francois Xavier RM | -  | -        | -       | -                                      | -       |
|                  | Tache RM              | -  | -        | 1       | -                                      | -       |
|                  | West St Paul RM       | -  | -        | 1       | -                                      | -       |
|                  | Winnipeg C            | 75   | 80       | 93      | 64                                     | 56      |
|                  | <b>Total</b>          | 92   | 96       | 111     | 66                                     | 58      |

Table J8-1 - Tableau J8-1  
 Unabsorbed Units - Logements non-écoulés  
 Saskatchewan  
 April 2003 - avril 2003

|                |                    | Singles and Semis<br>Maisons individuelles et jumelées |           |           | Multiple Units<br>Logements collectifs |         |
|----------------|--------------------|--|-----------|-----------|--|---------|
|                |                    | 2003   |           |           | 2003                                   |         |
|                |                    | FEB/FÉV  | MAR/MARS  | APR/AVR   | MAR/MARS                               | APR/AVR |
| Regina CMA/RMR | Balgonie T         | -  | -         | -         | -                                      | -       |
|                | Belle Plaine VL    | -  | -         | -         | -                                      | -       |
|                | Buena Vista VL     | -  | -         | -         | -                                      | -       |
|                | Disley VL          | -  | -         | -         | -                                      | -       |
|                | Edenwold No 158 RM | -  | -         | -         | -                                      | -       |
|                | Edenwold VL        | -  | -         | -         | -                                      | -       |
|                | Grand Coulee VL    | -  | -         | -         | -                                      | -       |
|                | Lumsden Beach RV   | -  | -         | -         | -                                      | -       |
|                | Lumsden No 189 RM  | -  | -         | -         | -                                      | -       |
|                | Lumsden T          | -  | -         | -         | -                                      | -       |
|                | Pense No 160 RM    | -  | -         | -         | -                                      | -       |
|                | Pense VL           | -  | -         | -         | -                                      | -       |
|                | Pilot Butte T      | -  | -         | -         | -                                      | -       |
|                | Regina Beach T     | -  | -         | -         | 6                                      | 6       |
|                | Regina C           | 33   | 31        | 40        | 60                                     | 61      |
|                | Sherwood No 159 RM | -  | -         | -         | -                                      | -       |
| White City VL  | -                  | -  | -         | -         | -                                      |         |
| <b>Total</b>   | <b>33</b>          | <b>31</b>  | <b>40</b> | <b>66</b> | <b>67</b>                              |         |



Table J8-2 - Tableau J8-2  
 Unabsorbed Units - Logements non-écoulés  
 Saskatchewan  
 April 2003 - avril 2003

|                   |                               | Singles and Semis<br>Maisons individuelles et jumelées |           |           | Multiple Units<br>Logements collectifs |         |
|-------------------|-------------------------------|--|-----------|-----------|--|---------|
|                   |                               | 2003   |           |           | 2003                                   |         |
|                   |                               | FEB/FÉV  | MAR/MARS  | APR/AVR   | MAR/MARS                               | APR/AVR |
| Saskatoon CMA/RMR | Allan T                       | -  | -         | -         | -                                      | -       |
|                   | Asquith T                     | -  | -         | -         | -                                      | -       |
|                   | Blucher NO 343 RM             | -  | -         | -         | -                                      | -       |
|                   | Bradwell VL                   | -  | -         | -         | -                                      | -       |
|                   | Clavet VL                     | -  | -         | -         | -                                      | -       |
|                   | Colonsay No. 342 RM           | -  | -         | -         | -                                      | -       |
|                   | Colonsay T                    | -  | -         | -         | -                                      | -       |
|                   | Corman Park No 344 RM         | -  | -         | -         | -                                      | -       |
|                   | Dalmeny T                     | -  | -         | -         | -                                      | -       |
|                   | Delisle T                     | -  | -         | -         | -                                      | -       |
|                   | Dundurn No 314 RM             | -  | -         | -         | -                                      | -       |
|                   | Dundurn T                     | -  | -         | -         | -                                      | -       |
|                   | Elstow VL                     | -  | -         | -         | -                                      | -       |
|                   | Indian Reserve (WHITE CAP 94) | -  | -         | -         | -                                      | -       |
|                   | Langham T                     | -  | -         | -         | -                                      | -       |
|                   | Martensville T                | 2  | 2         | 1         | -                                      | -       |
|                   | Meacham VL                    | -  | -         | -         | -                                      | -       |
|                   | Osler T                       | -  | -         | -         | -                                      | -       |
|                   | Saskatoon C                   | 43   | 42        | 43        | 45                                     | 43      |
|                   | Shields RV                    | -  | -         | -         | -                                      | -       |
|                   | Thode RV                      | -  | -         | -         | -                                      | -       |
| Vanscoy No 345 RM | -                             | -  | -         | -         | -                                      |         |
| Vanscoy VL        | -                             | -  | -         | -         | -                                      |         |
| Warman T          | -                             | -  | -         | -         | -                                      |         |
| <b>Total</b>      | <b>45</b>                     | <b>44</b>  | <b>44</b> | <b>45</b> | <b>43</b>                              |         |

Table J9-1 - Tableau J9-1

Unabsorbed Units - Logements non-écoulés

Alberta

April 2003 - avril 2003

|                 |                              | Singles and Semis<br>Maisons individuelles et jumelées |          |         | Multiple Units<br>Logements collectifs |         |
|-----------------|------------------------------|--|----------|---------|--|---------|
|                 |                              | 2003   |          |         | 2003                                   |         |
|                 |                              | FEB/FÉV  | MAR/MARS | APR/AVR | MAR/MARS                               | APR/AVR |
| Calgary CMA/RMR | Airdrie C                    | 46   | 49       | 46      | 46                                     | 47      |
|                 | Beiseker VL                  | -  | -        | -       | -                                      | -       |
|                 | Calgary C                    | 565  | 587      | 604     | 364                                    | 337     |
|                 | Chestermere T                | 25   | 24       | 27      | 1                                      | 1       |
|                 | Cochrane T                   | 22   | 21       | 26      | 6                                      | 5       |
|                 | Crossfield T                 | -  | -        | -       | -                                      | -       |
|                 | Indian Reserves (Sarcee 145) | -  | -        | -       | -                                      | -       |
|                 | Irricana VL                  | 1  | 1        | 1       | -                                      | -       |
|                 | Rocky View No 44 MD          | 19   | 20       | 26      | 1                                      | 2       |
|                 | <b>Total</b>                 | 678  | 702      | 730     | 418                                    | 392     |

Table J9-2 - Tableau J9-2  
 Unabsorbed Units - Logements non-écoulés  
 Alberta  
 April 2003 - avril 2003

|                      |                     | Singles and Semis<br>Maisons individuelles et jumelées |            |            | Multiple Units<br>Logements collectifs |         |
|----------------------|---------------------|--|------------|------------|--|---------|
|                      |                     | 2003   |            |            | 2003                                   |         |
|                      |                     | FEB/FÉV  | MAR/MARS   | APR/AVR    | MAR/MARS                               | APR/AVR |
| Edmonton<br>North    | Betula Beach SV     | -  | -          | -          | -                                      | -       |
|                      | Bon Accord T        | -  | -          | -          | -                                      | -       |
|                      | Bruderheim T        | -  | -          | -          | -                                      | -       |
|                      | Edmonton C          | 220  | 253        | 301        | 311                                    | 355     |
|                      | Entwistle VL        | -  | -          | -          | -                                      | -       |
|                      | Fort Saskatchewan C | 10   | 11         | 14         | 41                                     | 116     |
|                      | Gibbons T           | -  | -          | -          | -                                      | -       |
|                      | Indian Reserves     | -  | -          | -          | -                                      | -       |
|                      | Kapasiwin SV        | -  | -          | -          | -                                      | -       |
|                      | Lakeview SV         | -  | -          | -          | -                                      | -       |
|                      | Legal VL            | -  | -          | -          | -                                      | -       |
|                      | Morinville T        | 3  | 3          | 3          | -                                      | -       |
|                      | Parkland County CM  | 3  | 1          | 1          | -                                      | -       |
|                      | Point Alison SV     | -  | -          | -          | -                                      | -       |
|                      | Redwater T          | -  | -          | -          | -                                      | -       |
|                      | Seba Beach SV       | -  | -          | -          | -                                      | -       |
|                      | Spring Lake         | -  | -          | -          | -                                      | -       |
|                      | Spruce Grove C      | 23   | 25         | 21         | -                                      | -       |
|                      | St Albert C         | 58   | 56         | 53         | 11                                     | 8       |
|                      | Stony Plain T       | 17   | 23         | 20         | -                                      | -       |
| Strathcona County SM | 61                  | 56   | 50         | 3          | 3                                      |         |
| Sturgeon County MD   | -                   | -  | -          | -          | -                                      |         |
| Wabamun VL           | -                   | -  | -          | -          | -                                      |         |
| <b>Total</b>         | <b>395</b>          | <b>428</b>   | <b>463</b> | <b>366</b> | <b>482</b>                             |         |

Table J9-3 - Tableau J9-3  
 Unabsorbed Units - Logements non-écoulés  
 Alberta  
 April 2003 - avril 2003

|                     |                   | Singles and Semis<br>Maisons individuelles et jumelées |          |         | Multiple Units<br>Logements collectifs |         |
|---------------------|-------------------|--|----------|---------|--|---------|
|                     |                   | 2003   |          |         | 2003                                   |         |
|                     |                   | FEB/FÉV  | MAR/MARS | APR/AVR | MAR/MARS                               | APR/AVR |
| Edmonton<br>South   | Beaumont T        | 4  | 6        | 6       | -                                      | -       |
|                     | Calmar T          | 1  | 1        | 1       | -                                      | -       |
|                     | Devon T           | 10   | 10       | 8       | -                                      | -       |
|                     | Golden Days SV    | -  | -        | -       | -                                      | -       |
|                     | Itaska Beach SV   | -  | -        | -       | -                                      | -       |
|                     | Leduc C           | 9  | 11       | 12      | 19                                     | 14      |
|                     | Leduc County CM   | -  | -        | -       | -                                      | -       |
|                     | New Sarepta VL    | 1  | 1        | 1       | -                                      | -       |
|                     | Sundance Beach SV | -  | -        | -       | -                                      | -       |
|                     | Thorsby VL        | -  | -        | -       | -                                      | -       |
|                     | Warburg VL        | -  | -        | -       | -                                      | -       |
|                     | <b>Total</b>      | 25   | 29       | 28      | 19                                     | 14      |
| Edmonton<br>CMA/RMR | <b>Total</b>      | 420  | 457      | 491     | 385                                    | 496     |

Table J9-4 - Tableau J9-4

Unabsorbed Units - Logements non-écoulés

Alberta

April 2003 - avril 2003

|                    |                     | Singles and Semis<br>Maisons individuelles et jumelées |          |         | Multiple Units<br>Logements collectifs |         |
|--------------------|---------------------|--|----------|---------|--|---------|
|                    |                     | 2003   |          |         | 2003                                   |         |
|                    |                     | FEB/FÉV  | MAR/MARS | APR/AVR | MAR/MARS                               | APR/AVR |
| Lethbridge CA/AR   | Lethbridge C        | 41   | 37       | 34      | 2                                      | -       |
|                    | <b>Total</b>        | 41   | 37       | 34      | 2                                      | -       |
| Medicine Hat CA/AR | Cypress County M.D. | 2  | 1        | 4       | -                                      | -       |
|                    | Medicine Hat C      | 41   | 39       | 51      | 42                                     | 27      |
|                    | Redcliff T          | -  | 3        | 5       | 12                                     | 16      |
|                    | <b>Total</b>        | 43   | 43       | 60      | 54                                     | 43      |
| Red Deer CA/AR     | Red Deer C          | 58   | 68       | 80      | 75                                     | 82      |
|                    | <b>Total</b>        | 58   | 68       | 80      | 75                                     | 82      |

Table J10-1 - Tableau J10-1  
 Unabsorbed Units - Logements non-écoulés  
 British Columbia - Colombie-Britannique  
 April 2003 - avril 2003

|                    |                     | Singles and Semis<br>Maisons individuelles et jumelées |          |         | Multiple Units<br>Logements collectifs |         |
|--------------------|---------------------|--|----------|---------|--|---------|
|                    |                     | 2003   |          |         | 2003                                   |         |
|                    |                     | FEB/FÉV  | MAR/MARS | APR/AVR | MAR/MARS                               | APR/AVR |
| Abbotsford CMA/RMR | Abbotsford C        | 54   | 46       | 43      | 21                                     | 44      |
|                    | Fraser Valley H RDA | -  | -        | -       | -                                      | -       |
|                    | Indian Reserve      | -  | -        | -       | -                                      | -       |
|                    | Mission DM          | 6  | 5        | 6       | -                                      | -       |
|                    | <b>Total</b>        | 60   | 51       | 49      | 21                                     | 44      |
| Victoria CMA/RMR   | Capital H RDA       | 1  | 1        | 1       | -                                      | -       |
|                    | Central Saanich DM  | 1  | 2        | 1       | -                                      | -       |
|                    | Colwood C           | 1  | 1        | 1       | -                                      | -       |
|                    | Esquimalt DM        | 6  | 6        | 2       | 4                                      | 4       |
|                    | Highlands DM        | -  | -        | -       | -                                      | -       |
|                    | Indian Reserves     | 1  | 1        | 1       | -                                      | -       |
|                    | Langford DM         | 6  | 9        | 12      | -                                      | 4       |
|                    | Metchosin DM        | -  | -        | -       | -                                      | -       |
|                    | North Saanich DM    | 1  | 1        | 1       | -                                      | -       |
|                    | Oak Bay DM          | 1  | 1        | 1       | 1                                      | 1       |
|                    | Saanich DM          | 19   | 18       | 32      | 12                                     | 19      |
|                    | Sidney T            | -  | -        | -       | 7                                      | 5       |
|                    | Sooke DM            | -  | 1        | 2       | -                                      | -       |
|                    | Victoria C          | 6  | 9        | 11      | 30                                     | 29      |
|                    | View Royal T        | 5  | 4        | 6       | -                                      | -       |
|                    | <b>Total</b>        | 48   | 54       | 71      | 54                                     | 62      |

Table J10-2 - Tableau J10-2  
 Unabsorbed Units - Logements non-écoulés  
 British Columbia - Colombie-Britannique  
 April 2003 - avril 2003

|                   |                         | Singles and Semis<br>Maisons individuelles et jumelées |          |         | Multiple Units<br>Logements collectifs |         |
|-------------------|-------------------------|--|----------|---------|--|---------|
|                   |                         | 2003   |          |         | 2003                                   |         |
|                   |                         | FEB/FÉV  | MAR/MARS | APR/AVR | MAR/MARS                               | APR/AVR |
| Greater Vancouver | Anmore VL               | 2  | 3        | 4       | -                                      | -       |
|                   | Belcarra VL             | -  | -        | -       | -                                      | -       |
|                   | Bowen Island IM         | -  | -        | -       | -                                      | -       |
|                   | Burnaby C               | 85   | 95       | 86      | 24                                     | 11      |
|                   | Coquitlam C             | 9  | 8        | 5       | 25                                     | 22      |
|                   | Delta DM                | 9  | 11       | 8       | 1                                      | 1       |
|                   | Greater Vancouver A RDA | 1  | 1        | 1       | 7                                      | 6       |
|                   | Indian Reserves         | -  | -        | -       | -                                      | -       |
|                   | Katzie 1 IR             | -  | -        | -       | -                                      | -       |
|                   | Langley 5 IR            | -  | -        | -       | -                                      | -       |
|                   | Lions Bay VL            | -  | -        | -       | -                                      | -       |
|                   | New Westminster C       | 2  | 2        | 2       | -                                      | -       |
|                   | North Vancouver C       | 5  | 5        | 3       | 21                                     | 19      |
|                   | North Vancouver DM      | 4  | 4        | 7       | 56                                     | 51      |
|                   | Port Coquitlam C        | 4  | 4        | 4       | 3                                      | 2       |
|                   | Port Moody C            | 6  | 6        | 5       | -                                      | -       |
|                   | Richmond C              | 50   | 38       | 37      | 21                                     | 62      |
|                   | Surrey C                | 147  | 169      | 164     | 102                                    | 111     |
|                   | Vancouver C             | 99   | 88       | 78      | 714                                    | 628     |
|                   | West Vancouver DM       | 12   | 9        | 9       | -                                      | -       |
| White Rock C      | 7                       | 7  | 7        | -       | -                                      |         |
| Whonnock 1 R      | -                       | -  | -        | -       | -                                      |         |
|                   | <b>Total</b>            | 442  | 450      | 420     | 974                                    | 913     |
| Vancouver Other   | Langley C               | 1  | 1        | -       | 14                                     | 7       |
|                   | Langley DM              | 31   | 24       | 29      | 86                                     | 80      |
|                   | Maple Ridge DM          | 34   | 36       | 37      | 8                                      | 6       |
|                   | Pitt Meadows DM         | 2  | 2        | 4       | -                                      | -       |
|                   | <b>Total</b>            | 68   | 63       | 70      | 108                                    | 93      |
| Vancouver CMA/RMR | <b>Total</b>            | 510  | 513      | 490     | 1,082                                  | 1,006   |

Table J10-3 - Tableau J10-3  
 Unabsorbed Units - Logements non-écoulés  
 British Columbia - Colombie-Britannique  
 April 2003 - avril 2003

|                  |                       | Singles and Semis<br>Maisons individuelles et jumelées |          |         | Multiple Units<br>Logements collectifs |         |
|------------------|-----------------------|--|----------|---------|--|---------|
|                  |                       | 2003   |          |         | 2003                                   |         |
|                  |                       | FEB/FÉV  | MAR/MARS | APR/AVR | MAR/MARS                               | APR/AVR |
| Chilliwack CA/AR | Chilliwack DM         | 27   | 19       | 25      | 7                                      | 9       |
|                  | Fraser Valley D RDA   | -  | -        | -       | -                                      | -       |
|                  | Fraser Valley E RDA   | -  | -        | -       | -                                      | -       |
|                  | Indian Reserves       | -  | -        | -       | -                                      | -       |
|                  | <b>Total</b>          | 27   | 19       | 25      | 7                                      | 9       |
| Courtenay CA/AR  | Comox T               | **   | **       | **      | **                                     | **      |
|                  | Comox-Strathcona A    | **   | **       | **      | **                                     | **      |
|                  | Comox-Strathcona B    | **   | **       | **      | **                                     | **      |
|                  | Comox-Strathcona K    | **   | **       | **      | **                                     | **      |
|                  | Courtenay C           | **   | **       | **      | **                                     | **      |
|                  | Cumberland VL         | **   | **       | **      | **                                     | **      |
|                  | Indian Reserves       | **   | **       | **      | **                                     | **      |
|                  | <b>Total</b>          | **   | **       | **      | **                                     | **      |
| Kamloops CA/AR   | Indian Reserves       | 3  | 3        | 3       | -                                      | -       |
|                  | Kamloops C            | 23   | 24       | 23      | 34                                     | 32      |
|                  | Logan Lake DM         | -  | -        | -       | -                                      | -       |
|                  | Thompson-Nicola J RDA | -  | -        | -       | -                                      | -       |
|                  | Thompson-Nicola P RDA | -  | -        | -       | -                                      | -       |
|                  | <b>Total</b>          | 26   | 27       | 26      | 34                                     | 32      |



Table J10-4 - Tableau J10-4  
 Unabsorbed Units - Logements non-écoulés  
 British Columbia - Colombie-Britannique  
 April 2003 - avril 2003

|                     |                         | Singles and Semis<br>Maisons individuelles et jumelées |          |         | Multiple Units<br>Logements collectifs |         |
|---------------------|-------------------------|--|----------|---------|--|---------|
|                     |                         | 2003   |          |         | 2003                                   |         |
|                     |                         | FEB/FÉV  | MAR/MARS | APR/AVR | MAR/MARS                               | APR/AVR |
| Kelowna CA/AR       | Central Okanagan G RDA  | 6  | 4        | 3       | -                                      | -       |
|                     | Central Okanagan H RDA  | 7  | 9        | 11      | -                                      | -       |
|                     | Central Okanagan I RDA  | 2  | 2        | 3       | -                                      | -       |
|                     | Indian Reserves         | -  | -        | -       | -                                      | -       |
|                     | Kelowna C               | 51   | 48       | 45      | 60                                     | 61      |
|                     | Lake Country DM         | -  | -        | -       | -                                      | -       |
|                     | Peachland DM            | -  | -        | -       | -                                      | -       |
|                     | <b>Total</b>            | 66   | 63       | 62      | 60                                     | 61      |
| Nanaimo CA/AR       | Indian Reserves         | -  | -        | -       | -                                      | -       |
|                     | Nanaimo A RDA           | 1  | -        | -       | -                                      | -       |
|                     | Nanaimo B RDA           | 1  | 1        | -       | 7                                      | 7       |
|                     | Nanaimo C               | 25   | 28       | 24      | 40                                     | 40      |
|                     | Nanaimo C RDA           | -  | -        | -       | -                                      | -       |
|                     | Nanaimo D RDA           | -  | -        | -       | -                                      | -       |
|                     | Nanaimo E RDA           | 1  | 1        | 1       | -                                      | -       |
|                     | <b>Total</b>            | 28   | 30       | 25      | 47                                     | 47      |
| Prince George CA/AR | Fort George (Shelley) A | -  | -        | -       | -                                      | -       |
|                     | Fraser-Fort George A    | 3  | -        | -       | -                                      | -       |
|                     | Fraser-Fort George C    | 1  | -        | -       | -                                      | -       |
|                     | Fraser-Fort George D    | -  | -        | -       | -                                      | -       |
|                     | Fraser-Fort George F    | -  | -        | -       | -                                      | -       |
|                     | Prince George C         | 16   | 16       | 19      | -                                      | -       |
|                     | <b>Total</b>            | 20   | 16       | 19      | -                                      | -       |
| Vernon CA/AR        | Coldstream DM           | 1  | 1        | 1       | -                                      | -       |
|                     | Indian Reserves         | -  | -        | -       | -                                      | -       |
|                     | Lumby VL                | -  | -        | -       | -                                      | -       |
|                     | North Okanagan B        | -  | -        | -       | -                                      | -       |
|                     | North Okanagan C RDA    | -  | -        | -       | -                                      | -       |
|                     | North Okanagan D RDA    | -  | -        | -       | -                                      | -       |
|                     | North Okanagan E RDA    | -  | -        | -       | -                                      | -       |
|                     | Vernon C                | 16   | 17       | 18      | 17                                     | 17      |
|                     | <b>Total</b>            | 17   | 18       | 19      | 17                                     | 17      |