



FOR IMMEDIATE RELEASE
POUR PUBLICATION IMMÉDIATE

December 29, 1998
le 29 décembre 1998

CONTENTS
TABLE DES MATIÈRES

| <u>Page</u> <u>Page</u> | | <u>BCR Table (1)</u> <u>RBC Tableau (1)</u> |
|----------------------------|--|--|
| * 3 | Bank of Canada: assets and liabilities / <i>Banque du Canada : actif et passif</i> | B2 |
| 4, 5 | Chartered bank assets / <i>Actif des banques à charte</i> | C1 |
| 5, 6 | Chartered bank liabilities / <i>Passif des banques à charte</i> | C2 |
| 7 | Selected seasonally adjusted series: chartered bank assets and liabilities <i>Quelques statistiques bancaires désaisonnalisées : avoirs et engagements des banques à charte</i> | C8 |
| * 7 | Positions of the Directly Clearing members of the Canadian Payments Association <i>Positions des adhérents de l'Association canadienne des paiements</i> | B3 |
| * 7 | Bank of Canada buy-back transactions <i>Les opérations de vente à réméré de la Banque du Canada</i> | B3 |
| * 8, 9,10 | Financial market statistics / <i>Statistiques du marché financier</i> | F1 |
| * 10 | Exchange rates / <i>Cours du change</i> | I1 |
| 11, 12 | Monetary aggregates / <i>Agrégats monétaires</i> | E1 |
| 12,13, 14 | Credit measures / <i>Mesures du crédit</i> | E2 |
| * 15 | Government of Canada securities outstanding / <i>Encours des titres du gouvernement canadien</i> | G4 |
| * 15 | Government of Canada deposits / <i>Dépôts du gouvernement canadien</i> | |
| * 16 | Net new securities issues placed in Canada and abroad <i>Émissions nettes de titres placés au Canada et à l'étranger</i> | F4 |
| 16 | Corporate short-term paper outstanding / <i>Encours des effets à court terme des sociétés</i> | F2 |
| * 17, 18 | Charts: interest rates, exchange rates and monetary conditions index <i>Graphiques : taux d'intérêt, cours du change et indice des conditions monétaires</i> | |
| * 19 | Consumer Price Index and monetary conditions index <i>Indice des prix à la consommation et indice des conditions monétaires</i> | |

The Weekly Financial Statistics publication (including a schedule for the release of data) and information on the Bank of Canada are available on the Internet at the Bank of Canada web site: <http://www.bank-banque-canada.ca>. For information on the contents of the Weekly Financial Statistics contact Maureen Tootle (613) 782-7333 or wfsmail@bank-banque-canada.ca

On peut consulter le Bulletin hebdomadaire de statistiques financières (incluant le calendrier des dates de publication des données) et obtenir des renseignements sur la Banque du Canada sur Internet (site Web) à l'adresse suivante: <http://www.bank-banque-canada.ca>. Pour en savoir plus sur le contenu du Bulletin hebdomadaire de statistiques financières, prière de communiquer avec Maureen Tootle au (613) 782-7333 ou à l'adresse électronique wfsmail@bank-banque-canada.ca

Data in this package are unadjusted unless otherwise stated./À moins d'indication contraire, les données de cette publication n'ont pas été désaisonnalisées.

For all Wednesday series, in the event a holiday falls on a Wednesday, data for the preceding business day will be shown.

Si un jour férié tombe un mercredi, ce sont les séries du jour ouvrable précédent qui seront présentées.

"R" revised/révisé

* New information this week/Nouvelles données de cette semaine.

(1) BCR refers to the corresponding Bank of Canada Review tables and footnotes.

RBC renvoie au tableau ou à la note correspondante dans la Revue de la Banque du Canada

Note to Users (over)
Avis aux Utilisateurs (verso)

*** NOTE TO USERS ***

Due to the Holiday Season the Weekly Financial Statistics that would normally be available on Friday, January 1, 1999 will be published on Monday, January 4, 1999.

*** AVIS AUX UTILISATEURS ***

En raison des Fêtes, le numéro du Bulletin hebdomadaire de statistiques financières qui devait normalement paraître le vendredi 1er janvier 1999 sera plutôt publié le lundi 4 janvier 1999.

Subscriptions or copies of Bank of Canada publications may be obtained from: Publications Distribution Section, Bank of Canada, Communications Services, Ottawa, Ontario, Canada K1A 0G9. Remittances in CANADIAN DOLLARS should be made payable to the Bank of Canada. For further information, please call (613) 782-8248.

Pour s'abonner aux publications de la Banque du Canada ou en obtenir des exemplaires, il suffit de s'adresser au Service de diffusion des publications, Banque du Canada, Services de communication, Ottawa, Ontario, CANADA K1A 0G9. Les paiements doivent être libellés EN DOLLARS CANADIENS et faits à l'ordre de la Banque du Canada. Pour de plus amples renseignements, composer le (613) 782-8248.

| Regular subscription | Abonnement ordinaire |
|---|---|
| Delivery in Canada by mail or at Bank of Canada Regional Offices \$55.00 | Livraison au Canada par la poste ou aux bureaux régionaux de la Banque du Canada 55,00 \$ |
| Delivery to the United States \$70.00 | Livraison aux États-Unis 70,00 \$ |
| Delivery to all other countries \$110.00 | Livraison dans les autres pays 110,00 \$ |
| By facsimile to Canada and the United States \$278.00 | Envoi par télécopieur au Canada et aux États-Unis 278,00 \$ |
| Library subscription * | Abonnement pour bibliothèques * |
| Delivery in Canada \$45.00 | Livraison au Canada 45,00 \$ |
| Delivery to the United States \$55.00 | Livraison aux États-Unis 55,00 \$ |
| Delivery to all other countries \$85.00 | Livraison dans les autres pays 85,00 \$ |
| Single copies | Achats à l'exemplaire |
| Delivered by mail \$2.00 | Livraison par la poste 2,00 \$ |
| Picked up at Bank of Canada Regional Offices \$1.25 | Aux bureaux régionaux de la Banque du Canada 1,25 \$ |
| <ul style="list-style-type: none"> All Canadian orders and subscriptions must add 7% GST and PST where applicable. | <ul style="list-style-type: none"> Ajouter au montant de tous les abonnements et commandes en provenance du Canada 7 % pour la TPS et la taxe de vente provinciale, s'il y a lieu. |
| <ul style="list-style-type: none"> Back copies of the WEEKLY FINANCIAL STATISTICS will not be available. | <ul style="list-style-type: none"> Les anciens numéros du BULLETIN ne sont pas disponibles. |
| * Rates for Canadian governmental and public libraries and libraries of Canadian and foreign educational institutions. | * Tarif pour les bibliothèques des divers niveaux de gouvernement au Canada, des bibliothèques publiques et des bibliothèques des établissements d'enseignement canadiens et étrangers. |

Contents may be reproduced or referred to provided that the Weekly Financial Statistics with its date, is specifically quoted as the source.

Reproduction autorisée à condition que la source - Bulletin hebdomadaire de statistiques financières et la date - soit formellement indiquée.

| | | BANK OF CANADA: ASSETS AND LIABILITIES (Millions of dollars) | | | | | | | | BCR Table B2 | |
|---------------|------|---|-------------------------|----------|----------|---|----------------|-----------------------------|--------------------------------------|-----------------------------------|-------------------------|
| | | <i>BANQUE DU CANADA: ACTIF ET PASSIF (En millions de dollars)</i> | | | | | | | | <i>RBC Tableau B2</i> | |
| | | Assets | | | | | | | | | |
| | | <i>Actif</i> | | | | | | | | | |
| | | Government of Canada direct and guaranteed securities | | | | Amount of foregoing held under purchase and resale agreements | Advances | Other investments(2) | Foreign currency deposits | All other assets | Total assets |
| | | <i>Titres émis ou garantis par le gouvernement canadien</i> | | | | <i>Montant des effets pris en pension</i> | <i>Avances</i> | <i>Autres placements(2)</i> | <i>Dépôts en monnaies étrangères</i> | <i>Autres éléments de l'actif</i> | <i>Total de l'actif</i> |
| | | Treasury bills | Other | Total(1) | Total(1) | | | | | | |
| | | <i>Bons du Trésor</i> | <i>Autres</i> | | | | | | | | |
| | | 3 years and under | Over 3 years | | | | | | | | |
| | | <i>De 3 ans ou moins</i> | <i>De plus de 3 ans</i> | | | | | | | | |
| | | B3 | B5 | B6 | B2 | B8 | B16 | B14 | B15 | B17 | B1 |
| | | B113702 | B113704 | B113705 | B113701 | B113713 | B113724 | B113711 | B113712 | B113725 | B113700 |
| 1998 | A | 12,790 | 4,963 | 10,489 | 28,242 | - | 458 | 1,985 | 323 | 557 | 31,566 |
| | S | 12,760 | 6,057 | 10,096 | 28,913 | 175 | 464 | 1,857 | 309 | 455 | 31,999 |
| | O | 12,699 | 6,044 | 9,951 | 28,694 | 28 | 414 | 1,943 | 299 | 523 | 31,873 |
| | N | 12,723 | 6,037 | 10,410 | 29,170 | 63 | 512 | 1,091 | 299 | 594 | 31,666 |
| 1998 | N 4 | 12,714 | 6,014 | 10,194 | 28,923 | - | 794 | 1,160 | 283 | 557 | 31,716 |
| | 11 | 12,753 | 6,061 | 10,194 | 29,008 | 47 | 472 | 1,524 | 252 | 588 | 31,844 |
| | 18 | 12,695 | 6,014 | 10,547 | 29,256 | - | 513 | 778 | 332 | 603 | 31,481 |
| | 25 | 12,729 | 6,060 | 10,705 | 29,494 | 204 | 270 | 902 | 327 | 630 | 31,624 |
| | D 2 | 12,557 | 5,955 | 10,881 | 29,393 | - | 301 | 1,398 | 319 | 431 | 31,841 |
| | 9 | 12,627 | 6,058 | 10,890 | 29,575 | 148 | 574 | 1,004 | 325 | 450 | 31,928 |
| | 16 | 12,474 | 6,303 | 11,203 | 29,980 | 366 | 646 | 1,493 | 353 | 502 | 32,974 |
| | 23 | 12,225 | 6,443 | 11,096 | 29,765 | 453 | 394 | 3,274 | 296 | 560 | 34,288 |
| Changes from: | | <i>Variations par rapport à la :</i> | | | | | | | | | |
| 1997 | D 24 | -1,306 | 2,056 | 1,621 | 2,371 | -716 | 2 | -777 | 115 | 37 | 1,748 |
| 1998 | D 16 | -249 | 140 | -107 | -215 | 87 | -252 | 1,781 | -57 | 58 | 1,314 |

| | | BANK OF CANADA: ASSETS AND LIABILITIES (Millions of dollars) | | | | | | | | continued | |
|---------------|------|---|-------------------------|---|---------------|---------|---|----------------------------------|------------------------|--------------|--|
| | | <i>BANQUE DU CANADA: ACTIF ET PASSIF (En millions de dollars)</i> | | | | | | | | <i>suite</i> | |
| | | Liabilities | | | | | | | | | |
| | | <i>Passif</i> | | | | | | | | | |
| | | Notes in circulation | | Canadian dollar deposits | | | Foreign currency liabilities | All other liabilities | Total liabilities | | |
| | | <i>Billets en circulation</i> | | <i>Dépôts en dollars canadiens</i> | | | <i>Engagements en monnaies étrangères</i> | <i>Autres éléments du passif</i> | <i>Total du passif</i> | | |
| | | Government of Canada | Chartered banks | Other members of the Canadian Payments Association | Other | | | | | | |
| | | <i>Gouvernement canadien</i> | <i>Banques à charte</i> | <i>Autres membres de l'Association canadienne des paiements</i> | <i>Autres</i> | | | | | | |
| | | B51 | B54 | B55 | B59 | B56 | B57 | B58 | B50 | | |
| | | B113715 | B113718 | B113719 | B113723 | B113720 | B113721 | B113722 | B113714 | | |
| 1998 | A | 30,385 | 8 | 359 | 21 | 266 | 159 | 366 | 31,566 | | |
| | S | 30,537 | 10 | 621 | 78 | 257 | 145 | 350 | 31,999 | | |
| | O | 30,540 | 10 | 512 | 38 | 266 | 134 | 372 | 31,873 | | |
| | N | 30,604 | 8 | 246 | 49 | 249 | 133 | 377 | 31,666 | | |
| 1998 | N 4 | 30,577 | 9 | 324 | 69 | 256 | 120 | 361 | 31,716 | | |
| | 11 | 30,880 | 10 | 120 | 102 | 246 | 87 | 399 | 31,844 | | |
| | 18 | 30,458 | 9 | 244 | - | 245 | 165 | 359 | 31,481 | | |
| | 25 | 30,501 | 6 | 295 | 24 | 248 | 161 | 388 | 31,624 | | |
| | D 2 | 30,824 | 7 | 123 | 133 | 257 | 154 | 344 | 31,841 | | |
| | 9 | 30,974 | 11 | 125 | 48 | 235 | 159 | 376 | 31,928 | | |
| | 16 | 31,367 | 16 | 838 | 6 | 233 | 187 | 326 | 32,974 | | |
| | 23 | 32,756 | 9 | 690 | 103 | 237 | 129 | 363 | 34,288 | | |
| Changes from: | | <i>Variations par rapport à la :</i> | | | | | | | | | |
| 1997 | D 24 | 1,685 | 5 | 98 | 4 | -46 | 102 | -101 | 1,748 | | |
| 1998 | D 16 | 1,389 | -7 | -148 | 97 | 4 | -58 | 37 | 1,314 | | |

- (1) Net amount of uncompleted securities transactions (excluding PRA) with dealers and banks in Canada has a potential cash reserve effect of millions in the latest week.
Le montant net des opérations sur titres non encore liquidées (à l'exclusion des pensions) avec les courtiers en valeurs mobilières et les banques au Canada a une incidence virtuelle de millions de dollars sur les réserves-encaisse de la dernière semaine.
- (2) Other investments comprise mainly holdings of U.S. dollar denominated securities.
Autres placements comprend principalement les titres libellés en dollars É.-U.

| Monthly Average Moyenne mensuelle | CHARTERED BANK ASSETS (Millions of dollars) <i>ACTIF DES BANQUES À CHARTE (En millions de dollars)</i> | | | | | | | | | BCR Table C1 <i>RBC Tableau C1</i> |
|--|---|--|--|---|--|---|--|-------------------------------|---------|---------------------------------------|
| | Canadian dollar assets <i>Avoirs en dollars canadiens</i> | | | | | | | | | |
| | Liquid assets <i>Avoirs de première liquidité</i> | | | | | | | | | |
| | Bank of Canada notes and coin | Bank of Canada deposits <i>Dépôts à la Banque du Canada</i> | Government of Canada direct and guaranteed securities <i>Titres émis ou garantis par le gouvernement canadien</i> | Call and short loans <i>Prêts à vue ou à court terme</i> | Holdings of selected short- term assets <i>Divers avoirs à court terme</i> | Total Canadian liquid assets <i>Ensemble des avoirs canadiens de première liquidité</i> | | | | |
| | | | Treasury bills <i>(amortized) Bons du Trésor (valeur amortie)</i> | Other <i>Autres</i> | | | Short-term paper <i>Papier à court terme</i> | Other (1) <i>Autres(1)</i> | | |
| | | | 3 years and under <i>De 3 ans ou moins</i> | Over 3 years <i>De plus de 3 ans</i> | | | | | | |
| | B403 | B404 | B406 | B408 | B409 | B411 | B442 | B471 | B441 | |
| 1997 | F | 2,791 | 364 | 26,240 | 33,526 | 21,217 | 1,220 | 7,827 | 12,682 | 105,866 |
| | M | 2,947 | 447 | 25,381 | 33,802 | 21,109 | 1,040 | 9,039 | 14,260 | 108,025 |
| | A | 2,880 | 357 | 26,700 | 30,722 | 21,196 | 883 | 8,742 | 14,177 | 105,657 |
| | M | 3,213 | 447 | 24,049 | 29,409 | 22,164 | 959 | 7,857 | 14,502 | 102,601 |
| | J | 3,215 | 348 | 23,675 | 31,679 | 22,646 | 1,042 | 7,691 | 15,359 | 105,654 |
| | J | 3,245 | 384 | 24,134 | 31,330 | 23,924 | 593 | 8,621 | 13,733 | 105,964 |
| | A | 3,033 | 449 | 21,450 | 31,621 | 23,427 | 661 | 8,010 | 15,505 | 104,156 |
| | S | 3,379 | 357 | 20,717 | 31,770 | 21,266 | 663 | 7,438 | 17,656 | 103,246 |
| | O | 3,055 | 424 | 21,407 | 27,721 | 21,125 | 871 | 7,983 | 16,757 | 99,343 |
| | N | 3,054 | 495 | 22,558 | 28,955 | 24,103 | 884 | 9,455 | 17,955 | 107,457 |
| | D | 3,733 | 425 | 23,321 | 30,626 | 22,981 | 869 | 10,107 | 17,858 | 109,920 |
| 1998 | J | 3,360 | 445 | 22,128 | 30,260 | 23,031 | 1,158 | 9,476 | 17,302 | 107,161 |
| | F | 3,075 | 475 | 22,249 | 28,695 | 22,983 | 1,132 | 9,474 | 15,958 | 104,040 |
| | M | 3,051 | 396 | 24,252 | 26,691 | 20,458 | 928 | 9,240 | 15,251 | 100,267 |
| | A | 3,106 | 302 | 22,740 | 24,988 | 21,070 | 1,489 | 9,620 | 15,092 | 98,406 |
| | M | 3,150 | 423 | 20,383 | 24,538 | 23,761 | 1,759 | 11,015 | 15,655 | 100,685 |
| | J | 3,179 | 323 | 18,358 | 25,185 | 25,232 | 1,339 | 11,180 | 15,214 | 100,010 |
| | J | 3,280 | 482 | 16,422 | 25,926 | 23,946 | 937 | 12,551 | 14,929 | 98,473 |
| | A | 3,243 | 421 | 18,001 | 28,892 | 26,136 | 937 | 14,078 | 15,569 | 107,278 |
| | S | 3,347 | 388 | 16,146 | 30,548 | 32,117 | 630 | 17,355 | 16,850 | 117,381 |
| | O | 3,095 | 633 | 14,402 | 31,827 | 28,855 | 802 | 17,777 | 16,783 | 114,176 |
| | N | 3,151 | 449 | 14,172 | 29,370 | 28,239 | 693 | 14,679 | 13,439R | 104,193R |

| Monthly Average Moyenne mensuelle | CHARTERED BANK ASSETS (Millions of dollars) <i>ACTIF DES BANQUES À CHARTE (En millions de dollars)</i> | | | | | | | | | | continued <i>suite</i> | |
|--|---|--|--|------------------------|---|---|---|--|--|---|---------------------------|----------|
| | Canadian dollar assets <i>Avoirs en dollars canadiens</i> | | | | | | | | | | | |
| | Less liquid assets <i>Avoirs de seconde liquidité</i> | | | | | | | | | | | |
| | Non-mortgage loans <i>Prêts non hypothécaires</i> | | | | | | | | | | | |
| | Personal loan plans <i>Prêts personnels à tempé- rature</i> | Credit cards <i>Cartes de crédit</i> | Personal lines of credit <i>Marges de crédit personnelles</i> | Other <i>Autres</i> | Federal government, provinces and municipalities <i>Gouvernement fédéral, provinces et municipalités</i> | To Canadian residents for business purposes <i>À des résidents canadiens à des fins commerciales</i> | To non-residents for business purposes <i>À des non-résidents à des fins commerciales</i> | Total <i>Total</i> | | | | |
| | | | | | | Reverse repos <i>Prises en pension</i> | Business loans <i>Prêts aux entreprises</i> | Leasing receivables <i>Créances résultant de baux financiers</i> | Reverse repos <i>Prises en pension</i> | Business loans <i>Prêts aux entreprises</i> | | |
| | B564 | B565 | B566 | B567 | B399 | B395 | B396 | B433 | B393 | B394 | B491 | |
| 1997 | F | 33,364 | 16,955 | 16,550 | 23,097 | 2,001 | 38,463 | 108,309 | 2,019 | 10,431 | 3,074 | 254,263 |
| | M | 35,000 | 16,869 | 17,276 | 23,801 | 2,234 | 39,867 | 110,638 | 2,016 | 11,566 | 3,066 | 262,331 |
| | A | 35,159 | 17,002 | 17,376 | 23,630 | 1,802 | 44,052 | 110,893 | 2,069 | 12,543 | 2,987 | 267,514 |
| | M | 35,198 | 17,266 | 17,688 | 23,523 | 1,647 | 44,701 | 112,546 | 2,102 | 13,334 | 3,053 | 271,058 |
| | J | 35,194 | 17,537 | 18,000 | 23,405 | 1,869 | 45,653 | 113,588 | 2,026 | 16,820 | 3,091 | 277,183 |
| | J | 35,370 | 17,655 | 18,506 | 22,729 | 1,812 | 42,951 | 115,139 | 2,085 | 17,101 | 3,367 | 276,714 |
| | A | 35,704 | 16,610 | 19,502 | 21,846 | 1,660 | 48,958 | 116,834 | 2,205 | 16,164 | 3,287 | 282,771 |
| | S | 35,933 | 16,961 | 20,529 | 22,477 | 1,715 | 53,508 | 119,301 | 2,281 | 16,866 | 3,032 | 292,603 |
| | O | 33,788 | 15,939 | 21,107 | 23,538 | 1,516 | 49,938 | 121,115 | 2,329 | 18,645 | 3,391 | 291,306 |
| | N | 33,506 | 15,103 | 21,436 | 24,129 | 1,623 | 53,498 | 119,755 | 2,328 | 19,074 | 3,836 | 294,287 |
| | D | 33,563 | 15,949 | 21,855 | 24,123 | 1,728 | 57,416 | 121,060 | 2,376 | 15,283 | 3,840 | 297,193 |
| 1998 | J | 33,400 | 15,853 | 22,163 | 24,434 | 1,732 | 55,298 | 120,836 | 2,451 | 17,483 | 3,414 | 297,063 |
| | F | 33,836 | 15,064 | 22,434 | 24,614 | 1,831 | 52,222 | 121,258 | 2,432 | 21,346 | 3,823 | 298,861 |
| | M | 34,963 | 15,021 | 23,010 | 24,763 | 1,974 | 52,427 | 125,263 | 2,524 | 20,220 | 3,692 | 303,857 |
| | A | 35,130 | 13,813 | 22,978 | 24,509 | 1,793 | 48,874 | 126,691 | 2,560 | 19,480 | 3,175 | 299,001 |
| | M | 35,219 | 11,740 | 23,588 | 24,678 | 1,711 | 51,025 | 125,517 | 2,628 | 22,433 | 3,324 | 301,863 |
| | J | 35,304 | 11,930 | 23,822 | 24,559 | 1,872 | 51,881 | 125,525 | 2,609 | 21,090 | 3,468 | 302,062 |
| | J | 35,369 | 12,179 | 24,157 | 24,650 | 1,965 | 50,322 | 125,288 | 2,739 | 18,957 | 3,290 | 298,915 |
| | A | 35,322 | 11,063 | 24,465 | 24,470 | 1,952 | 54,120 | 125,699 | 2,833 | 24,524 | 3,745 | 308,192 |
| | S | 35,293 | 11,304 | 24,831 | 24,686 | 1,937 | 48,023 | 125,168 | 2,864 | 20,843 | 3,764 | 298,713 |
| | O | 35,305 | 10,806 | 25,075 | 24,772 | 1,666 | 40,523 | 125,005 | 2,908 | 16,227 | 3,598 | 285,886 |
| | N | 35,562 | 10,680 | 25,070 | 24,088R | 1,862 | 42,930 | 125,076R | 2,936 | 13,447 | 2,908 | 284,558R |

(1) Consists of bankers' acceptances and deposits with other regulated financial institutions.
Représente les acceptations bancaires et les dépôts dans les autres institutions financières réglementées.

| Monthly Average <i>Moyenne mensuelle</i> | | CHARTERED BANK ASSETS (Millions of dollars) <i>ACTIF DES BANQUES À CHARTE (En millions de dollars)</i> | | | | | | | | continued <i>suite</i> | |
|---|---|---|--|-----------------------|-----------|------------------------------------|--------|-----------------------|-----------|---|--|
| | | Canadian dollar assets <i>Avoirs en dollars canadiens</i> | | | | | | | | Total Canadian dollar assets <i>Ensemble des avoirs en dollars canadiens</i> | Net foreign currency assets <i>Avoirs nets en monnaies étrangères</i> |
| | | Less liquid assets <i>Avoirs de seconde liquidité</i> | | | | | | | | | |
| | | Mortgages <i>Hypothèques</i> | | Total <i>Total</i> | | Securities(1) <i>Titres (1)</i> | | Total <i>Total</i> | | | |
| | | Residential mortgages <i>Prêts hypothécaires à l'habitation</i> | Non-residential mortgages <i>Prêts hypothécaires sur immeubles non résidentiels</i> | Total <i>Total</i> | B428 | B397 | B438 | B435 | B414 | B440 | B410 |
| | | B429 | B432 | B492 | B428 | B397 | B438 | B435 | B414 | B440 | B410 |
| 1997 | F | 203,873 | 12,641 | 216,513 | 470,777 | 9,000 | 31,397 | 40,397 | 511,174 | 694,497 | -19,807 |
| | M | 204,859 | 12,713 | 217,572 | 479,903 | 8,775 | 31,612 | 40,387 | 520,290 | 707,258 | -16,803 |
| | A | 206,637 | 12,713 | 219,350 | 486,865 | 8,577 | 31,181 | 39,758 | 526,623 | 709,870 | -17,303 |
| | M | 207,584 | 12,762 | 220,346 | 491,404 | 8,186 | 32,033 | 40,219 | 531,623 | 716,360 | -14,592 |
| | J | 209,137 | 12,746 | 221,883 | 499,066 | 8,256 | 33,307 | 41,564 | 540,630 | 728,955 | -16,717 |
| | J | 210,759 | 12,760 | 223,519 | 500,233 | 8,030 | 33,680 | 41,709 | 541,942 | 729,958 | -19,244 |
| | A | 217,665 | 13,397 | 231,062 | 513,833 | 7,767 | 34,993 | 42,760 | 556,593 | 746,882 | -19,062 |
| | S | 222,709 | 13,736 | 236,444 | 529,048 | 8,262 | 34,636 | 42,897 | 571,945 | 764,616 | -22,710 |
| | O | 223,507 | 13,766 | 237,274 | 528,579 | 8,584 | 34,629 | 43,213 | 571,792 | 759,868 | -21,580 |
| | N | 224,633 | 13,733 | 238,366 | 532,654 | 9,268 | 34,930 | 44,198 | 576,851 | 777,394 | -19,054 |
| | D | 226,944 | 13,818 | 240,762 | 537,955 | 9,992 | 36,466 | 46,458 | 584,413 | 786,727 | -21,327 |
| 1998 | J | 227,046 | 13,848 | 240,893 | 537,957 | 10,991 | 35,874 | 46,866 | 584,822 | 783,922 | -24,530 |
| | F | 227,917 | 13,843 | 241,760 | 540,622 | 10,710 | 35,609 | 46,320 | 586,941 | 787,286 | -24,926 |
| | M | 227,625 | 13,811 | 241,436 | 545,293 | 10,407 | 37,153 | 47,560 | 592,853 | 789,596 | -28,734 |
| | A | 228,570 | 13,845 | 242,416 | 541,417 | 10,217 | 38,179 | 48,395 | 589,812 | 783,281 | -29,487 |
| | M | 230,068 | 13,988 | 244,056 | 545,919 | 9,739 | 38,925 | 48,664 | 594,583 | 788,810 | -25,841 |
| | J | 232,318 | 13,998 | 246,316 | 548,378 | 10,370 | 40,968 | 51,339 | 599,717 | 793,030 | -24,044 |
| | J | 233,402 | 14,083 | 247,485 | 546,400 | 10,932 | 41,337 | 52,269 | 598,669 | 794,000 | -29,688 |
| | A | 234,534 | 14,009 | 248,543 | 556,735 | 10,755 | 40,648 | 51,403 | 608,137 | 814,621 | -34,856 |
| | S | 234,356 | 13,975 | 248,331 | 547,043 | 10,850 | 38,286 | 49,136 | 596,180 | 813,839 | -27,841 |
| | O | 234,128 | 13,876 | 248,004 | 533,890 | 10,514 | 38,659 | 49,172 | 583,063 | 799,612 | -32,128 |
| | N | 235,994R | 14,007 R | 250,001 R | 534,559 R | 10,636 | 38,299 | 48,935 | 583,494 R | 799,278R | -30,641 R |

| Monthly Average <i>Moyenne mensuelle</i> | | CHARTERED BANK LIABILITIES (Millions of dollars) <i>PASSIF DES BANQUES À CHARTE (En millions de dollars)</i> | | | | | | | | BCR Table C2 <i>RBC Tableau C2</i> | |
|---|---|---|------------------------|---|------------------------|--|------------------------|-----------------------------|------------------------|---------------------------------------|----------|
| | | Canadian dollar deposits <i>Dépôts en dollars canadiens</i> | | | | | | | | | |
| | | Personal savings deposits <i>Dépôts d'épargne des particuliers</i> | | | | Non-personal term and notice deposits <i>Dépôts à terme ou à préavis autres que ceux des particuliers</i> | | | | | |
| | | Chequable <i>Transférables par chèques</i> | | Non-chequable <i>Non transférables par chèques</i> | | Fixed term <i>À terme fixe</i> | | Total <i>Total</i> | | | |
| | | Tax <i>Abris fiscaux</i> | Other <i>Autres</i> | Tax <i>Abris fiscaux</i> | Other <i>Autres</i> | Tax <i>Abris fiscaux</i> | Other <i>Autres</i> | Tax <i>Abris fiscaux</i> | Other <i>Autres</i> | | |
| | | B452 | B448 | B449 | B398 | B495 | B451 | B472 | B473 | B475 | B455 |
| 1997 | F | 50,337 | 6,072 | 37,287 | 75,681 | 121,423 | 290,800 | 27,857 | 3,549 | 80,866 | 112,272 |
| | M | 49,662 | 6,893 | 37,068 | 74,779 | 120,502 | 288,903 | 28,413 | 3,509 | 88,043 | 119,965 |
| | A | 50,877 | 6,728 | 37,254 | 74,092 | 119,766 | 288,718 | 27,949 | 3,302 | 86,815 | 118,066 |
| | M | 51,790 | 6,342 | 37,061 | 73,570 | 119,081 | 287,845 | 27,979 | 3,271 | 87,133 | 118,382 |
| | J | 52,231 | 6,118 | 36,730 | 73,044 | 118,662 | 286,784 | 29,451 | 3,353 | 86,826 | 119,630 |
| | J | 51,704 | 5,874 | 35,204 | 72,574 | 118,560 | 283,915 | 29,061 | 3,319 | 87,579 | 119,960 |
| | A | 52,784 | 5,839 | 35,369 | 73,937 | 121,112 | 289,041 | 29,606 | 3,360 | 92,195 | 125,161 |
| | S | 53,153 | 5,822 | 35,236 | 74,899 | 123,612 | 292,722 | 30,096 | 3,468 | 97,894 | 131,458 |
| | O | 53,686 | 5,791 | 35,430 | 74,450 | 122,331 | 291,688 | 29,834 | 3,490 | 100,492 | 133,816 |
| | N | 54,819 | 5,606 | 35,610 | 74,006 | 120,927 | 290,968 | 30,859 | 3,521 | 102,638 | 137,017 |
| | D | 54,696 | 5,346 | 34,960 | 73,561 | 121,346 | 289,910 | 32,267 | 3,647 | 107,516 | 143,430 |
| 1998 | J | 54,180 | 5,408 | 34,876 | 73,040 | 121,487 | 288,992 | 32,366 | 3,577 | 103,663 | 139,607 |
| | F | 54,014 | 5,666 | 34,612 | 72,714 | 121,668 | 288,674 | 30,224 | 3,415 | 102,767 | 136,406 |
| | M | 52,688 | 6,305 | 33,868 | 71,878 | 121,190 | 285,930 | 30,157 | 3,338 | 106,249 | 139,744 |
| | A | 53,819 | 5,977 | 33,857 | 71,448 | 120,920 | 286,022 | 30,200 | 3,382 | 104,829 | 138,411 |
| | M | 54,743 | 5,610 | 33,936 | 71,007 | 120,088 | 285,383 | 30,464 | 3,274 | 106,445 | 140,183 |
| | J | 54,664 | 5,297 | 33,631 | 70,583 | 120,360 | 284,535 | 32,144 | 3,278 | 107,198 | 142,620 |
| | J | 54,512 | 5,018 | 33,043 | 70,264 | 121,239 | 284,076 | 32,631 | 3,256 | 105,129 | 141,016 |
| | A | 54,920 | 4,943 | 32,981 | 70,014 | 121,958 | 284,817 | 32,553 | 3,264 | 103,982 | 139,799 |
| | S | 54,144 | 4,941 | 32,368 | 69,925 | 123,665 | 285,043 | 32,327 | 3,225 | 104,776 | 140,328 |
| | O | 53,857 | 4,775 | 31,899 | 69,981 | 125,292 | 285,805 | 33,175 | 3,338 | 104,783 | 141,296 |
| | N | 53,934R | 4,829 | 31,660 | 69,801 | 126,043R | 286,266R | 33,873 | 3,228 | 101,315R | 138,416R |

(1) Excludes short-term paper.
À l'exclusion du papier à court terme.

| Monthly Average Moyenne mensuelle | | CHARTERED BANK LIABILITIES (Millions of dollars) PASSIF DES BANQUES À CHARTE (En millions de dollars) | | | | | | | continued suite | | |
|--------------------------------------|---|--|--|--|---|---|--|---|---|---|--------|
| | | Canadian dollar deposits Dépôts en dollars canadiens | | | | | | | Other selected liabilities Autres éléments du passif | | |
| | | Demand deposits (less private sector float) Dépôts à vue (moins effets du secteur privé en cours de compensation) | Total deposits held by general public Ensemble des dépôts du public | Government of Canada deposits Dépôts du gouvernement canadien | Total deposits (less private sector float) Ensemble des dépôts (moins effets du secteur privé en compensation) | Estimated net private sector float Solde des effets du secteur privé en compensation (estimations) | Gross Canadian dollar deposits Montant brut des dépôts en dollars canadiens | Total Canadian dollar float Ensemble des effets en dollars canadiens en compensation | Bankers' acceptances outstanding Acceptations bancaires en circulation | Subordinated debt payable in Canadian dollars Dette subordonnée payable en dollars canadiens | |
| | | B478 | B465 | B456 | B489 | B477 | B476 | B450 | B460 | B461 | B462 |
| 1997 | F | 45,158 | 448,229 | 3,437 | 2,946 | 451,666 | -3,086 | 448,581 | -3,086 | 36,390 | 12,064 |
| | M | 46,182 | 455,051 | 4,535 | 4,102 | 459,586 | -3,658 | 455,927 | -3,658 | 37,694 | 13,030 |
| | A | 45,522 | 452,305 | 4,128 | 3,667 | 456,433 | -2,315 | 454,119 | -2,315 | 38,405 | 13,214 |
| | M | 47,854 | 454,081 | 3,627 | 3,207 | 457,709 | -3,256 | 454,452 | -3,256 | 40,481 | 12,976 |
| | J | 46,996 | 453,411 | 2,466 | 2,141 | 455,876 | -1,347 | 454,529 | -1,347 | 41,010 | 13,411 |
| | J | 48,789 | 452,664 | 2,904 | 2,525 | 455,568 | -2,012 | 453,556 | -2,012 | 41,198 | 13,851 |
| | A | 48,883 | 463,085 | 2,204 | 1,768 | 465,289 | -1,607 | 463,682 | -1,607 | 42,221 | 14,306 |
| | S | 49,494 | 473,674 | 2,260 | 1,883 | 475,934 | -2,013 | 473,921 | -2,013 | 42,656 | 14,641 |
| | O | 51,894 | 477,398 | 2,115 | 1,655 | 479,513 | -3,315 | 476,198 | -3,315 | 43,670 | 15,127 |
| | N | 52,899 | 480,884 | 4,577 | 3,894 | 485,460 | -2,603 | 482,857 | -2,603 | 44,032 | 14,326 |
| | D | 53,063 | 486,402 | 4,094 | 3,642 | 490,496 | -1,579 | 488,917 | -1,579 | 41,927 | 14,598 |
| 1998 | J | 53,920 | 482,518 | 6,631 | 6,120 | 489,150 | -3,501 | 485,649 | -3,501 | 42,556 | 14,683 |
| | F | 54,314 | 479,393 | 5,598 | 5,172 | 484,992 | -4,971 | 480,021 | -4,971 | 43,777 | 14,799 |
| | M | 51,309 | 476,983 | 10,528 | 10,082 | 487,512 | -1,939 | 485,572 | -1,939 | 45,406 | 14,874 |
| | A | 53,448 | 477,881 | 3,775 | 3,353 | 481,656 | -2,343 | 479,314 | -2,343 | 44,876 | 15,427 |
| | M | 56,185 | 481,752 | 5,059 | 4,536 | 486,811 | -4,127 | 482,685 | -4,127 | 44,919 | 15,585 |
| | J | 55,210 | 482,365 | 4,889 | 4,519 | 487,253 | -2,718 | 484,536 | -2,718 | 46,295 | 15,749 |
| | J | 56,504 | 481,596 | 4,785 | 4,355 | 486,381 | -3,466 | 482,914 | -3,466 | 48,371 | 15,423 |
| | A | 56,756 | 481,372 | 7,471 | 6,905 | 488,843 | -3,427 | 485,416 | -3,427 | 49,386 | 15,975 |
| | S | 59,132 | 484,503 | 6,289 | 5,817 | 490,793 | -4,330 | 486,463 | -4,330 | 49,276 | 15,324 |
| | O | 56,980 | 484,081 | 2,849 | 2,375 | 486,930 | -1,911 | 485,019 | -1,911 | 49,656 | 14,739 |
| | N | 53,876R | 478,558R | 2,854 | 2,338 | 481,412R | 960 | 482,371R | 960 | 50,672R | 14,807 |

| Monthly Average Moyenne mensuelle | | CHARTERED BANK LIABILITIES (Millions of dollars) PASSIF DES BANQUES À CHARTE (En millions de dollars) | | | continued suite | | CHARTERED BANK FOREIGN CURRENCY ITEMS (Millions of dollars) EFFETS EN MONNAIES ÉTRANGÈRES DES BANQUES À CHARTE (En millions de dollars) | | | | | | |
|--------------------------------------|---|--|-----------------|----------------|--------------------|---------|--|----------------------|----------------|--------------------|---------|--|--|
| | | Gross Canadian dollar demand deposits Dépôts à vue en dollars canadiens (montant brut) | | | | | Foreign currency business with Canadian residents Opérations en monnaies étrangères avec des résidents canadiens | | | | | | |
| | | Personal chequing Compte de chèques personnels | Other Autres | Total Total | | | Net foreign currency assets Avoirs nets en monnaies étrangères | Securities Titres | Loans Prêts | Deposits Dépôts | | | |
| | | B486 | B487 | B457 | B410 | B483 | B498 | B568 | B481 | B482 | B496 | | |
| 1997 | F | 11,179 | 30,894 | 42,072 | -19,807 | 7,538 | 27,023 | 1,318 | 4,435 | 38,151 | 42,585 | | |
| | M | 11,326 | 31,198 | 42,524 | -16,803 | 8,040 | 29,888 | 1,549 | 4,705 | 38,943 | 43,647 | | |
| | A | 11,443 | 31,765 | 43,207 | -17,303 | 7,792 | 31,523 | 2,118 | 4,848 | 41,042 | 45,890 | | |
| | M | 11,488 | 33,110 | 44,598 | -14,592 | 8,268 | 30,793 | 2,280 | 5,106 | 39,289 | 44,396 | | |
| | J | 11,432 | 34,216 | 45,649 | -16,717 | 8,909 | 30,339 | 2,280 | 4,641 | 39,670 | 44,311 | | |
| | J | 11,384 | 35,392 | 46,777 | -19,244 | 8,917 | 29,667 | 2,452 | 4,505 | 40,467 | 44,972 | | |
| | A | 11,290 | 35,986 | 47,276 | -19,062 | 9,669 | 30,232 | 2,669 | 4,836 | 40,840 | 45,676 | | |
| | S | 11,435 | 36,046 | 47,481 | -22,710 | 8,790 | 28,711 | 1,482 | 4,509 | 40,836 | 45,345 | | |
| | O | 11,586 | 36,994 | 48,579 | -21,580 | 9,140 | 27,550 | 793 | 4,813 | 43,000 | 47,814 | | |
| | N | 12,293 | 38,003 | 50,296 | -19,054 | 9,446 | 28,006 | 574 | 4,312 | 42,615 | 46,927 | | |
| | D | 12,696 | 38,788 | 51,484 | -21,327 | 8,844 | 30,241 | 1,321 | 4,745 | 44,014 | 48,759 | | |
| 1998 | J | 12,710 | 37,708 | 50,419 | -24,530 | 9,393 | 29,968 | 1,186 | 4,676 | 44,081 | 48,758 | | |
| | F | 13,113 | 36,229 | 49,343 | -24,926 | 9,109 | 30,187 | 1,188 | 4,404 | 44,454 | 48,858 | | |
| | M | 13,061 | 36,309 | 49,370 | -28,734 | 8,830 | 28,793 | 1,554 | 4,050 | 44,639 | 48,689 | | |
| | A | 13,434 | 37,671 | 51,105 | -29,487 | 8,552 | 30,164 | 2,108 | 4,295 | 44,908 | 49,204 | | |
| | M | 13,730 | 38,329 | 52,059 | -25,841 | 9,377 | 29,950 | 1,408 | 4,140 | 46,102 | 50,242 | | |
| | J | 13,518 | 38,975 | 52,492 | -24,044 | 10,326 | 30,664 | 826 | 4,539 | 49,216 | 53,754 | | |
| | J | 13,438 | 39,600 | 53,038 | -29,688 | 11,254 | 30,861 | 1,081 | 4,417 | 49,499 | 53,917 | | |
| | A | 13,414 | 39,915 | 53,329 | -34,856 | 10,888 | 31,665 | 1,416 | 3,811 | 50,254 | 54,065 | | |
| | S | 13,378 | 41,244 | 54,802 | -27,841 | 10,613 | 31,120 | 1,597 | 4,127 | 50,557 | 54,684 | | |
| | O | 13,801 | 41,268 | 55,069 | -32,128 | 11,104R | 31,518 | 941 | 4,130 | 52,225 | 56,355 | | |
| | N | 14,049 | 40,787R | 54,836R | -30,641R | 11,078R | 30,304R | 951 | 3,698 | 51,504R | 55,201R | | |

| Monthly Average Moyenne mensuelle | SELECTED SEASONALLY ADJUSTED SERIES: CHARTERED BANK ASSETS AND LIABILITIES (Millions of dollars) QUELQUES STATISTIQUES BANCAIRES DÉSÉASONNALISÉES: AVOIRS ET ENGAGEMENTS DES BANQUES À CHARTE (En millions de dollars) | | | | | | | | | | BCR Table C8 RBC Tableau C8 | | | |
|--|---|---|---------------------------------------|---|---|--|---|--|---|--|--------------------------------|---|--|--|
| | Canadian dollar assets Avoirs en dollars canadiens | | | | | | Canadian dollar deposits Dépôts en dollars canadiens | | | | | | | |
| | Total Canadian dollar assets Ensemble des avoirs en dollars canadiens | Less liquid assets Avoirs de seconde liquidité | General loans Prêts généraux | Total personal loans Prêts personnels totaux | Business loans Prêts aux entreprises | Residential mortgages Prêts hypothé- caires à l'habita- tion | Bankers' acceptances Acceptations bancaires | Net demand Dépôts à vue nets | Personal Savings Dépôts d'épargne des particuliers | Total of which: Ensemble Dont : | | Non-personal notice Dépôts à préavis autres que ceux des particuliers | | |
| B1635 | B1616 | B1606 | B1622 | B1623 | B1632 | B1641 | B1601 | B1600 | B1636 | B1637 | B1638 | | | |
| 1997 F | 696,065 | 512,324 | 252,418 | 90,767 | 161,839 | 203,864 | 37,999 | 45,656 | 290,857 | 94,016 | 196,505 | 31,919 | | |
| M | 704,382 | 519,096 | 256,635 | 91,938 | 164,743 | 205,369 | 38,161 | 47,115 | 288,933 | 94,472 | 194,532 | 32,839 | | |
| A | 711,124 | 526,266 | 261,461 | 92,723 | 168,755 | 207,049 | 38,680 | 46,242 | 287,734 | 94,466 | 193,770 | 32,184 | | |
| M | 716,519 | 531,510 | 264,788 | 93,470 | 171,281 | 208,113 | 40,248 | 48,076 | 287,121 | 94,526 | 193,596 | 32,423 | | |
| J | 728,816 | 539,951 | 272,457 | 93,954 | 178,512 | 209,402 | 40,780 | 47,116 | 286,235 | 94,436 | 193,007 | 32,659 | | |
| J | 734,605 | 545,565 | 275,518 | 94,415 | 181,204 | 210,844 | 40,630 | 48,910 | 284,033 | 93,363 | 192,061 | 32,452 | | |
| A | 752,764 | 558,865 | 279,553 | 94,551 | 184,922 | 217,791 | 41,288 | 50,569 | 289,481 | 94,535 | 194,873 | 33,074 | | |
| S | 762,809 | 568,517 | 285,921 | 95,374 | 188,738 | 221,915 | 41,474 | 50,709 | 293,111 | 94,636 | 198,432 | 33,181 | | |
| O | 762,216 | 571,730 | 287,538 | 94,499 | 192,879 | 223,361 | 42,327 | 51,516 | 291,959 | 94,646 | 196,154 | 32,910 | | |
| N | 772,274 | 575,399 | 289,555 | 94,492 | 195,842 | 224,609 | 43,251 | 50,685 | 291,214 | 95,154 | 194,654 | 33,661 | | |
| D | 778,690 | 582,532 | 293,918 | 95,530 | 198,656 | 226,350 | 42,884 | 50,915 | 290,418 | 94,876 | 194,666 | 34,184 | | |
| 1998 J | 785,794 | 587,010 | 297,299 | 96,117 | 202,124 | 226,735 | 44,341 | 52,840 | 289,474 | 94,724 | 193,943 | 35,456 | | |
| F | 788,912 | 588,312 | 297,314 | 96,844 | 200,745 | 227,795 | 45,721 | 54,895 | 288,648 | 94,551 | 193,725 | 34,155 | | |
| M | 786,238 | 591,362 | 297,616 | 96,610 | 201,156 | 228,141 | 45,981 | 52,246 | 285,994 | 93,652 | 192,560 | 34,440 | | |
| A | 784,748 | 589,509 | 292,333 | 95,871 | 196,404 | 228,921 | 45,172 | 54,285 | 285,004 | 93,211 | 192,414 | 34,609 | | |
| M | 788,910 | 594,419 | 294,595 | 94,914 | 199,473 | 230,558 | 44,623 | 56,313 | 284,482 | 93,592 | 192,063 | 34,983 | | |
| J | 792,650 | 598,742 | 296,656 | 95,351 | 201,295 | 232,580 | 46,007 | 55,474 | 283,868 | 92,981 | 192,345 | 35,254 | | |
| J | 799,142 | 602,793 | 297,300 | 96,468 | 201,005 | 233,540 | 47,782 | 56,826 | 284,133 | 93,261 | 192,507 | 36,029 | | |
| A | 821,245 | 610,545 | 303,849 | 96,248 | 207,407 | 234,885 | 48,445 | 58,725 | 285,312 | 93,453 | 191,656 | 35,917 | | |
| S | 811,908 | 592,270 | 290,918 | 95,578 | 193,305 | 233,428 | 48,031 | 60,732 | 285,435 | 91,903 | 193,343 | 35,149 | | |
| O | 802,279 | 583,105 | 281,552 | 96,156 | 185,287 | 233,977 | 48,122 | 56,569 | 286,160 | 90,348 | 194,529 | 36,077 | | |
| N | 794,011R | 582,191R | 279,069R | 95,832R | 184,145R | 236,058R | 49,643 | 51,542R | 286,596R | 89,577R | 195,566R | 36,329R | | |

| Calculation Period Période de calcul | POSITIONS OF THE DIRECTLY CLEARING MEMBERS OF THE CANADIAN PAYMENTS ASSOCIATION WITH THE BANK OF CANADA (Millions of dollars) POSITIONS DES ADHÉRENTS DE L'ASSOCIATION CANADIENNE DES PAIEMENTS À LA BANQUE DU CANADA (En millions de dollars) | | | | | BANK OF CANADA BUY-BACK TRANSACTIONS WITH INVESTMENT DEALERS AND CHARTERED BANKS (Millions of dollars) OPÉRATIONS DE VENTE À RÉMÉRÉ DE LA BANQUE DU CANADA AVEC LES COURTIERS EN VALEURS MOBILIÈRES ET LES BANQUES À CHARTE (En millions de dollars) | | | | | BCR Table B3 RBC Tableau B3 | |
|---|--|------------------------------------|---|------|---|--|--|--|--|--|---|--|
| | Excess computed settlement balances Soldes excédentaires de règlement calculés | | Overdraft loans daily average(1) Moyenne quotidienne des prêts pour découvert(1) | | Calculated advances(2) calculées(2) | | Purchase and resale agreements Prises en pension | | | Sales and repurchase agreements Cession en pension | | |
| | Daily average(1) Moyenne quotidienne(1) | Cumulative Montant cumulatif | | | | Average out- standing moyen | Maximum standing Encours maximum de la période | Number of days out- standing in period Nombre de jours | Average out- standing standing moyen | Maximum outstanding in period Encours maximum de la période | Number of days offered Nombre de jours | |
| | B826 | B827 | B828 | B829 | B832 | B833 | B834 | B835 | B836 | B837 | | |
| 1997 | | | | | | | | | | | | |
| M 20-A 16 | 43 | 1,217 | 541 | 290 | 145.3 | 915.0 | 5 | - | - | - | | |
| A 17-M 21 | 28 | 984 | 437 | 151 | 75.0 | 1,010.0 | 3 | 36.5 | 875.0 | 1 | | |
| M 22-J 18 | 28 | 789 | 451 | 95 | 109.4 | 840.0 | 7 | 34.5 | 690.0 | 1 | | |
| J 19-J 16 | 15 | 414 | 477 | 538 | 145.9 | 1,470.0 | 4 | - | - | - | | |
| J 17-A 20 | 20 | 689 | 507 | 560 | 84.1 | 1,430.0 | 3 | - | - | - | | |
| A 21-S 17 | 28 | 794 | 424 | 460 | 27.6 | 524.0 | 1 | 35.5 | 675.0 | 1 | | |
| S 18-O 15 | 43 | 1,211 | 431 | - | 125.9 | 1,210.0 | 4 | - | - | - | | |
| O 16-N 19 | 61 | 2,123 | 479 | - | 87.5 | 1,400.0 | 4 | - | - | - | | |
| N 20-D 17 | 76 | 2,126 | 449 | 229 | 169.6 | 878.0 | 5 | - | - | - | | |
| D 18- | | | | | | | | | | | | |
| 1998-J 21 | 70 | 2,460 | 528 | 43 | 140.0 | 1,025.0 | 8 | 47.7 | 1,050.0 | 1 | | |
| J 22-F 18 | 44 | 1,225 | 491 | 145 | 102.0 | 665.0 | 6 | - | - | - | | |
| F 19-M 18 | 36 | 1,004 | 574 | 505 | 131.5 | 1,585.0 | 4 | 76.8 | 785.0 | 2 | | |
| M 19-A 15 | 2 | 61 | 433 | 492 | 127.1 | 715.0 | 6 | 39.6 | 752.0 | 1 | | |
| A 16-M 20 | 45 | 1,566 | 437 | 184 | 80.7 | 675.0 | 5 | - | - | - | | |
| M 21-J 17 | - | -5 | 339 | 341 | 65.6 | 545.0 | 4 | - | - | - | | |
| J 18-J 15 | 42 | 1,182 | 457 | 264 | 92.0 | 910.0 | 5 | - | - | - | | |
| J 16-A 19 | 61 | 2,137 | 502 | 10 | 151.0 | 1,070.0 | 7 | - | - | - | | |
| A 20-S 16 | -3 | -78 | 477 | 709 | 59.4 | 780.0 | 4 | - | - | - | | |
| S 17-O 21 | 28 | 969 | 555 | 347 | 70.8 | 865.0 | 6 | - | - | - | | |
| O 22-N 18 | 111 | 3,099 | 482 | 22 | 182.6 | 1,495.0 | 9 | - | - | - | | |
| N 19-D 16 | 21 | 575 | 429 | 405 | 158.9 | 998.0 | 9 | 25.0 | 500.0 | 1 | | |
| D 17-D 23 | 142 | 996 | 441 | - | 350.3 | 795.0 | 4 | - | - | - | | |
| AS AT: D 23 | 401 | 996 | 393 | - | 415.0 | - | - | - | - | - | | |

- (1) Observation for last Wednesday is amount outstanding on that date.
Les données du dernier mercredi représentent l'encours à cette date.
- (2) Amount needed to satisfy reserve requirements and to cover cumulative computed settlement deficiencies. Direct clearers may pay a fee in lieu of taking an advance.
Montant nécessaire pour satisfaire aux exigences en matière de réserves obligatoires et pour compenser les manques dans le solde de règlement calculé cumulatif. Les adhérents peuvent verser un droit au lieu de prendre une avance.

FINANCIAL MARKET STATISTICS
STATISTIQUES DU MARCHÉ FINANCIER

| Effective date Date d'entrée en vigueur | Bank Rate Taux officiel d'escompte | | | Operating band Fourchette opérationnelle Low Bas High Haut | | Wednesday le mercredi | Chartered bank administered interest rates Taux d'intérêt pratiqués par les banques à charte | | | | | | | |
|--|---------------------------------------|---------|---------|--|---------|--------------------------|---|---------|---------|---------|---------|---------|------|--|
| | B114038 | B114035 | B114036 | B113855 | B113871 | | B113872 | B113874 | B113882 | B113873 | B113878 | B113880 | | |
| 1996 10 02 | 4.00 | 3.50 | 4.00 | 1998 S | 16 | 7.50 | 6.95 | 7.30 | 0.20 | 4.17 | 4.80 | 4.38 | 4.93 | |
| 16 | 3.75 | 3.25 | 3.75 | | 23 | 7.50 | 6.95 | 7.30 | 0.20 | 4.17 | 4.65 | 4.13 | 4.78 | |
| 28 | 3.50 | 3.00 | 3.50 | | 30 | 7.25 | 6.75 | 7.15 | 0.20 | 3.96 | 4.25 | 3.73 | 4.38 | |
| 11 08 | 3.25 | 2.75 | 3.25 | O | 7 | 7.25 | 6.50 | 6.75 | 0.20 | 3.96 | 4.25 | 3.73 | 4.38 | |
| | | | | | 14 | 7.25 | 6.50 | 6.75 | 0.20 | 3.69 | 4.00 | 3.63 | 4.13 | |
| 1997 6 26 | 3.50 | 3.00 | 3.50 | | 21 | 7.00 | 6.50 | 6.75 | 0.20 | 3.69 | 4.00 | 3.63 | 4.13 | |
| | | | | 28 | 7.00 | 6.50 | 6.75 | 0.20 | 3.76 | 4.00 | 3.63 | 4.13 | | |
| 10 01 | 3.75 | 3.25 | 3.75 | N | 4 | 7.00 | 6.50 | 6.75 | 0.20 | 3.76 | 4.00 | 3.63 | 4.13 | |
| 11 25 | 4.00 | 3.50 | 4.00 | | 11 | 7.00 | 6.40 | 7.15 | 0.20 | 3.76 | 4.00 | 3.63 | 4.13 | |
| | | | | | 18 | 7.00 | 6.40 | 7.15 | 0.20 | 3.88 | 4.40 | 3.53 | 4.53 | |
| 12 12 | 4.50 | 4.00 | 4.50 | | 25 | 6.75 | 6.40 | 7.15 | 0.20 | 3.84 | 4.40 | 3.53 | 4.53 | |
| 1998 1 30 | 5.00 | 4.50 | 5.00 | D | 2 | 6.75 | 6.40 | 6.80 | 0.20 | 3.84 | 4.05 | 3.53 | 4.53 | |
| | | | | | 9 | 6.75 | 6.40 | 6.80 | 0.20 | 3.71 | 4.05 | 3.53 | 4.18 | |
| 8 27 | 6.00 | 5.50 | 6.00 | | 16 | 6.75 | 6.40 | 6.80 | 0.20 | 3.71 | 4.05 | 3.53 | 4.18 | |
| | | | | | 23 | 6.75 | 6.20 | 6.60 | 0.10 | 3.71 | 3.85 | 3.33 | 3.98 | |
| 9 29 | 5.75 | 5.25 | 5.75 | | | | | | | | | | | |
| 10 16 | 5.50 | 5.00 | 5.50 | | | | | | | | | | | |
| 11 18 | 5.25 | 4.75 | 5.25 | | | | | | | | | | | |

FINANCIAL MARKET STATISTICS
STATISTIQUES DU MARCHÉ FINANCIERcontinued
suite

| Wednesday and latest week le mercredi et la dernière semaine | Treasury Bills Bons du Trésor | | | | Selected Government of Canada benchmark bond yields Quelques rendements d'obligations du gouvernement canadien de référence | | | | | | | Government of Canada marketable bonds average yields Rendements moyens des obligations négociables du gouvernement canadien | | | |
|---|----------------------------------|---------------------|---------------------|--------------------|--|--------------------|--------------------|--------------------|---------------------|---------------------------|--|--|--------------------------|----------------------------|---------------------------------|
| | 1 month à 1 mois | 3 month à 3 mois | 6 month à 6 mois | 1 year à 1 an | 2 year à 2 ans | 3 year à 3 ans | 5 year à 5 ans | 7 year à 7 ans | 10 year à 10 ans | long-term à long terme | Real Return Bond yield, long term Rendements des obligations à rendement réel, à long terme | 1-3 year de 1 à 3 ans | 3-5 year de 3 à 5 ans | 5-10 year de 5 à 10 ans | over 10 years plus de 10 ans |
| | B113883 B114023 | B113884 B114025 | B113885 B114026 | B113886 B114027 | B113891 B114012 | B113892 B114013 | B113893 B114014 | B113894 B114015 | B113895 B114016 | B113896 B114017 | B113911 B114018 | B113864 B114019 | B113865 B114020 | B113866 B114021 | B113867 B114022 |
| 1998 S 16 | 5.02 | 5.20 | 5.15 | 5.34 | 5.19 | 5.28 | 5.23 | 5.28 | 5.27 | 5.46 | 4.05 | 5.30 | 5.27 | 5.30 | 5.40 |
| 23 | 4.96 | 5.11 | 5.12 | 5.17 | 4.94 | 5.04 | 4.98 | 5.05 | 5.09 | 5.37 | 4.08 | 5.07 | 5.04 | 5.09 | 5.25 |
| 30 | 4.80 | 4.91 | 5.03 | 5.00 | 4.70 | 4.83 | 4.78 | 4.84 | 4.95 | 5.32 | 4.02 | 4.87 | 4.83 | 4.92 | 5.15 |
| O 7 | 4.42 | 4.59 | 4.88 | 4.82 | 4.50 | 4.61 | 4.55 | 4.62 | 4.76 | 5.20 | 4.03 | 4.67 | 4.61 | 4.73 | 5.02 |
| 14 | 4.13 | 4.63 | 4.86 | 4.83 | 4.55 | 4.74 | 4.73 | 4.80 | 4.96 | 5.35 | 4.12 | 4.76 | 4.78 | 4.92 | 5.19 |
| 21 | 4.98 | 4.60 | 4.68 | 4.66 | 4.45 | 4.66 | 4.63 | 4.73 | 4.91 | 5.38 | 4.02 | 4.65 | 4.71 | 4.88 | 5.19 |
| 28 | 4.82 | 4.71 | 4.73 | 4.69 | 4.51 | 4.69 | 4.69 | 4.79 | 5.00 | 5.45 | 4.07 | 4.67 | 4.76 | 4.95 | 5.27 |
| N 4 | 4.93 | 4.84 | 4.86 | 4.87 | 4.77 | 4.95 | 4.97 | 5.06 | 5.21 | 5.58 | 4.17 | 4.92 | 5.03 | 5.18 | 5.44 |
| 11 | 4.88 | 4.88 | 4.96 | 4.93 | 4.81 | 4.96 | 4.97 | 5.05 | 5.18 | 5.53 | 4.18 | 4.94 | 5.01 | 5.14 | 5.38 |
| 18 | 4.71 | 4.79 | 4.84 | 4.87 | 4.82 | 4.99 | 4.98 | 5.07 | 5.18 | 5.51 | 4.18 | 4.96 | 5.03 | 5.15 | 5.38 |
| 25 | 4.61 | 4.78 | 4.88 | 4.96 | 4.94 | 5.06 | 5.03 | 5.11 | 5.18 | 5.47 | 4.17 | 5.06 | 5.09 | 5.17 | 5.35 |
| D 2 | 4.76 | 4.68 | 4.73 | 4.78 | 4.65 | 4.72 | 4.67 | 4.74 | 4.84 | 5.24 | 4.14 | 4.77 | 4.73 | 4.82 | 5.07 |
| 9 | 4.71 | 4.67 | 4.74 | 4.78 | 4.68 | 4.78 | 4.71 | 4.78 | 4.85 | 5.20 | 4.16 | 4.80 | 4.77 | 4.84 | 5.05 |
| 16 | 4.64 | 4.67 | 4.72 | 4.71 | 4.58 | 4.67 | 4.64 | 4.70 | 4.81 | 5.18 | 4.11 | 4.67 | 4.69 | 4.78 | 5.01 |
| 23 | 4.62 | 4.68 | 4.80 | 4.87 | 4.81 | 4.92 | 4.86 | 4.92 | 5.00 | 5.30 | 4.13 | 4.93 | 4.91 | 4.98 | 5.16 |
| 1998 D 17 | 4.64 | 4.68 | 4.71 | 4.71 | 4.59 | 4.69 | 4.64 | 4.71 | 4.81 | 5.18 | 4.11 | 4.69 | 4.69 | 4.79 | 5.02 |
| 18 | 4.64 | 4.68 | 4.71 | 4.74 | 4.63 | 4.72 | 4.67 | 4.73 | 4.82 | 5.18 | 4.10 | 4.73 | 4.72 | 4.81 | 5.02 |
| 21 | 4.62 | 4.68 | 4.75 | 4.78 | 4.68 | 4.77 | 4.72 | 4.78 | 4.86 | 5.20 | 4.10 | 4.78 | 4.77 | 4.85 | 5.05 |
| 22 | 4.51 | 4.66 | 4.75 | 4.78 | 4.74 | 4.84 | 4.80 | 4.85 | 4.94 | 5.26 | 4.12 | 4.85 | 4.85 | 4.93 | 5.12 |
| 23 | 4.62 | 4.68 | 4.80 | 4.87 | 4.81 | 4.92 | 4.86 | 4.92 | 5.00 | 5.30 | 4.13 | 4.93 | 4.91 | 4.98 | 5.16 |

FINANCIAL MARKET STATISTICS
STATISTIQUES DU MARCHÉ FINANCIER

continued
suite

| Wednesday and latest week le mercredi et la dernière semaine | Bankers' acceptances Acceptations bancaires | | | | Prime corporate paper rate Taux du papier de premier choix des sociétés | | Tuesday (effective date in brackets) le mardi (date d'entrée en vigueur entre parenthèses) | Treasury bill auction Adjudication de bons du Trésor | | | Amount auctioned Montant adjudugé | | | Amount maturing Montant arrivant à échéance | |
|--|--|--------------------|---------------------|--------------------|--|---------------------|---|---|---------------------|---------------------|--------------------------------------|---------------------|---------------------|--|------------------|
| | 1 month à 1 mois | | 3 month à 3 mois | | 1 month à 1 mois | 3 month à 3 mois | | Average yields Rendement moyens | 3 month à 3 mois | 6 month à 6 mois | 1 year à 1 an | 3 month à 3 mois | 6 month à 6 mois | | 1 year à 1 an |
| | B113859 B114028 | B113881 B114030 | B113857 B114031 | B113858 B114033 | B113903 | B113904 | | B113905 | B113906 | B113907 | B113908 | B113909 | | | |
| 1998 S 16 | 5.68 | 5.60 | 5.63 | 5.58 | 1998 S 15 | 5.149 | 5.165 | 5.246 | 3,200 | 1,600 | 1,400 | 6,900 | | | |
| 23 | 5.57 | 5.50 | 5.65 | 5.58 | 22 | | | | | | | | | | |
| 30 | 5.48 | 5.36 | 5.52 | 5.38 | 29 | 4.936 | 5.074 | 5.035 | 3,100 | 1,500 | 1,400 | 6,900 | | | |
| O 7 | 5.45 | 5.34 | 5.46 | 5.36 | O 6 | | | | | | | | | | |
| 14 | 5.48 | 5.38 | 5.49 | 5.39 | 13 | 4.671 | 4.857 | 4.781 | 3,300 | 1,500 | 1,400 | 7,100 | | | |
| 21 | 5.29 | 5.17 | 5.30 | 5.18 | 20 | | | | | | | | | | |
| 28 | 5.32 | 5.21 | 5.34 | 5.22 | 27 | 4.744 | 4.793 | 4.736 | 3,300 | 1,500 | 1,400 | 6,600 | | | |
| N 4 | 5.27 | 5.19 | 5.29 | 5.19 | N 3 | | | | | | | | | | |
| 11 | 5.25 | 5.18 | 5.26 | 5.19 | 10 | 4.862 | 4.957 | 4.933 | 3,300 | 1,500 | 1,400 | 7,200 | | | |
| 18 | 5.07 | 5.08 | 5.08 | 5.10 | 17 | | | | | | | | | | |
| 25 | 5.04 | 5.07 | 5.05 | 5.09 | 24 | 4.815 | 4.933 | 4.973 | 3,100 | 1,500 | 1,400 | 9,500 | | | |
| D 2 | 5.05 | 5.03 | 5.08 | 5.06 | D 1 | | | | | | | | | | |
| 9 | 5.02 | 4.98 | 5.03 | 4.99 | 8 | 4.690 | 4.791 | 4.839 | 3,300 | 1,500 | 1,400 | 7,800 | | | |
| 16 | 5.04 | 4.98 | 5.04 | 4.98 | 15 | | | | | | | | | | |
| 23 | 5.05 | 4.97 | 5.07 | 4.98 | 22 | 4.697 | 4.755 | 4.827 | 3,300 | 1,500 | 1,400 | 6,200 | | | |
| 1998 D 17 | 5.02 | 4.96 | 5.04 | 4.98 | | | | | | | | | | | |
| 18 | 5.02 | 4.96 | 5.03 | 4.97 | | | | | | | | | | | |
| 21 | 5.03 | 4.96 | 5.05 | 4.97 | | | | | | | | | | | |
| 22 | 5.05 | 4.97 | 5.07 | 4.98 | | | | | | | | | | | |
| 23 | 5.05 | 4.97 | 5.07 | 4.98 | | | | | | | | | | | |

Effective 16 September 1997, the weekly issuance pattern of treasury bills was replaced by a 2-week cycle and the maturity of 3-month treasury bills was lengthened by 7 days. On 19 March 1998 (after a transition phase of six months), the maturity pattern will also follow a 2-week cycle.
À partir du 16 septembre 1997, le calendrier hebdomadaire des adjudications de bons du Trésor du gouvernement du Canada a été remplacé par un cycle de deux semaines et l'échéance des bons du Trésor à trois mois à été prolongé de sept jours. Le 19 mars 1998 (après une période de transition de six mois), le calendrier des échéances suivra également un cycle de deux semaines.

FINANCIAL MARKET STATISTICS
STATISTIQUES DU MARCHÉ FINANCIER

continued
suite

| Wednesday le mercredi | Average weighted bond yields (Scotia McLeod) Rendements moyens pondérés des obligations (Scotia McLeod) | | | | Selected U.S. dollar interest rates Quelques taux d'intérêt d'instruments en dollars É.-U. | | | | Forward premium or discount (-) U.S. dollars in Canada Report ou déport (-) sur le dollar É.-U. au Canada | | | | | |
|-----------------------------|--|---------------------------|---|---------------------------|---|---|--|---------------------|---|---------------------------|---------------------|---------|---------------------|--|
| | Provincials Provinces | | All corporates Ensemble des sociétés | | Federal funds rate Taux des fonds fédéraux | Prime rate charged by banks Taux de base des prêts bancaires | Commercial paper (adjusted) Papier commercial (taux corrigés) | | U.S. Treasuries constant maturity Obligations du Trésor américain à échéance fixe | | 1 month à 1 mois | | 3 month à 3 mois | |
| | mid-term à moyen terme | long-term à long terme | mid-term à moyen terme | long-term à long terme | | | 1 month à 1 mois | 3 month à 3 mois | 5 year à 5 ans | long-term à long terme | | | | |
| | B113897 | B113868 | B113870 | B113869 | B113802 | B113801 | B113803 | B113804 | B113808 | B113811 | B113898 | B113856 | | |
| 1998 S 16 | 5.64 | 5.99 | 6.14 | 6.34 | 5.54 | 8.50 | 5.57 | 5.41 | 4.69 | 5.23 | - | -0.03 | | |
| 23 | 5.46 | 5.89 | 6.02 | 6.30 | 5.42 | 8.50 | 5.58 | 5.37 | 4.48 | 5.16 | - | 0.03 | | |
| 30 | 5.30 | 5.83 | 5.89 | 6.29 | 5.58 | 8.25 | 5.29 | 5.19 | 4.23 | 4.98 | 0.08 | 0.05 | | |
| O 7 | 5.16 | 5.77 | 5.76 | 6.23 | 5.22 | 8.25 | 5.34 | 5.21 | 4.13 | 4.83 | 0.08 | - | | |
| 14 | 5.36 | 5.92 | 6.00 | 6.45 | 5.14 | 8.25 | 5.33 | 5.18 | 4.23 | 5.00 | 0.08 | - | | |
| 21 | 5.26 | 5.86 | 5.98 | 6.43 | 4.87 | 8.00 | 5.11 | 5.02 | 4.17 | 5.08 | 0.08 | - | | |
| 28 | 5.32 | 5.92 | 5.91 | 6.42 | 4.95 | 8.00 | 5.13 | 5.03 | 4.18 | 5.13 | 0.08 | - | | |
| N 4 | 5.49 | 6.03 | 6.09 | 6.52 | 5.22 | 8.00 | 5.18 | 5.10 | 4.48 | 5.34 | -0.08 | -0.16 | | |
| 11 | 5.47 | 5.97 | 6.05 | 6.41 | 4.80 | 8.00 | 5.17 | 5.20 | 4.50 | 5.27 | - | -0.16 | | |
| 18 | 5.40 | 5.89 | 6.00 | 6.36 | 4.89 | 7.75 | 4.94 | 5.04 | 4.58 | 5.25 | -0.08 | -0.18 | | |
| 25 | 5.42 | 5.85 | 5.98 | 6.26 | 4.54 | 7.75 | 4.92 | 5.07 | 4.63 | 5.19 | - | -0.18 | | |
| D 2 | 5.09 | 5.63 | 5.65 | 6.00 | 4.86 | 7.75 | 5.27 | 5.10 | 4.31 | 5.03 | -0.64 | -0.26 | | |
| 9 | 5.10 | 5.58 | 5.70 | 6.00 | 4.68 | 7.75 | 5.22 | 5.05 | 4.37 | 4.97 | -0.47 | -0.24 | | |
| 16 | 5.01 | 5.56 | 5.66 | 5.98 | 4.97 | 7.75 | 5.36 | 5.06 | 4.34 | 5.01 | -0.47 | -0.26 | | |
| 23 | 5.27 | 5.73 | 5.86 | 6.12 | | | | | | | -0.55 | -0.26 | | |

| Month, week ending Mois ou semaine se terminant à la date indiquée | EXCHANGE RATES COURS DU CHANGE | | | | | | | | | | | BCR Table I1 RBC Tableau I1 | | |
|---|---|--------------------|--------------------------------|--------------------|---|---|---|--|-----------------------------|------------------------------|--------|--------------------------------|--|-------|
| | U.S. dollar Dollar É.-U. | | | | Reciprocal of the closing rate (1) Inverse du cours de clôture (1) | U.S. dollar Dollar É.-U. | | Other currencies Autres monnaies | | | | | Canadian dollar index against G-10 currencies Indice des cours du dollar canadien vis-à-vis des devises du G-10 1981 = 100 | |
| | Canadian dollars per unit En dollars canadiens par unité | | | | | Canadian cents per unit En cents canadiens par unité | | Average of noon spot rates Moyenne des cours du comptant à midi | | | | | | |
| | Spot rates Cours du comptant | | | | 3-month forward spread Report ou départ à 3 mois | | Canadian dollars per unit En dollars canadiens par unité | | | | | | | |
| High Haut | Low Bas | Closing Clôture | Average noon Moyenne à midi | Closing Clôture | Average noon Moyenne à midi | British pound Livres sterling | French franc Franc français | German mark Mark allemand | Swiss franc Franc suisse | Japanese yen Yen japonais | | | | |
| | B3415 | B3416 | B3414 | B3400 | | | B3412 | B3404 | B3405 | B3411 | B3407 | B3418 | | |
| 1998 A | 1.5845 | 1.5110 | 1.5685 | 1.5353 | 0.6376 | 0.13 | -0.14 | 2.5110 | 0.2563 | 0.8592 | 1.0288 | 0.010621 | 76.50 | |
| S | 1.5600 | 1.4990 | 1.5312 | 1.5213 | 0.6531 | 0.02 | 0.03 | 2.5595 | 0.2671 | 0.8956 | 1.0870 | 0.011314 | 76.48 | |
| O | 1.5615 | 1.5160 | 1.5429 | 1.5450 | 0.6481 | -0.01 | 0.01 | 2.6187 | 0.2813 | 0.9434 | 1.1556 | 0.012803 | 74.58 | |
| N | 1.5574 | 1.5175 | 1.5331 | 1.5394 | 0.6523 | -0.09 | -0.06 | 2.5578 | 0.2727 | 0.9146 | 1.1109 | 0.012793 | 75.03 | |
| 1998 N | 4 | 1.5522 | 1.5175 | 1.5200 | 1.5343 | 0.6579 | -0.06 | -0.02 | 2.5569 | 0.2760 | 0.9257 | 1.1330 | 0.013218 | 75.00 |
| | 11 | 1.5473 | 1.5175 | 1.5437 | 1.5324 | 0.6478 | -0.06 | -0.06 | 2.5431 | 0.2727 | 0.9144 | 1.1100 | 0.012745 | 75.34 |
| | 18 | 1.5574 | 1.5441 | 1.5531 | 1.5517 | 0.6439 | -0.07 | -0.06 | 2.5907 | 0.2759 | 0.9252 | 1.1234 | 0.012764 | 74.45 |
| | 25 | 1.5528 | 1.5370 | 1.5390 | 1.5467 | 0.6498 | -0.07 | -0.07 | 2.5671 | 0.2718 | 0.9113 | 1.1049 | 0.012820 | 74.73 |
| D | 2 | 1.5415 | 1.5200 | 1.5315 | 1.5313 | 0.6530 | -0.10 | -0.09 | 2.5358 | 0.2698 | 0.9048 | 1.0994 | 0.012530 | 75.54 |
| | 9 | 1.5458 | 1.5258 | 1.5405 | 1.5385 | 0.6491 | -0.09 | -0.10 | 2.5520 | 0.2741 | 0.9193 | 1.1252 | 0.012924 | 74.99 |
| | 16 | 1.5453 | 1.5360 | 1.5395 | 1.5406 | 0.6496 | -0.10 | -0.10 | 2.5879 | 0.2774 | 0.9305 | 1.1516 | 0.013254 | 74.68 |
| | 23 | 1.5544 | 1.5370 | 1.5521 | 1.5480 | 0.6443 | -0.10 | -0.11 | 2.5978 | 0.2763 | 0.9266 | 1.1403 | 0.013322 | 74.37 |
| Latest week: Dernière semaine : | | | | | | | | | | | | | | |
| 1998 D | 17 | 1.5440 | 1.5370 | 1.5427 | 1.5423 | 0.6482 | -0.11 | -0.11 | 2.5844 | 0.2761 | 0.9257 | 1.1432 | 0.013260 | 74.64 |
| | 18 | 1.5449 | 1.5397 | 1.5443 | 1.5445 | 0.6475 | -0.11 | -0.11 | 2.5955 | 0.2765 | 0.9277 | 1.1457 | 0.013350 | 74.49 |
| | 21 | 1.5522 | 1.5470 | 1.5505 | 1.5488 | 0.6450 | -0.11 | -0.11 | 2.6028 | 0.2760 | 0.9253 | 1.1372 | 0.013340 | 74.33 |
| | 22 | 1.5544 | 1.5491 | 1.5530 | 1.5527 | 0.6439 | -0.10 | -0.10 | 2.6047 | 0.2767 | 0.9273 | 1.1376 | 0.013290 | 74.18 |
| | 23 | 1.5539 | 1.5503 | 1.5521 | 1.5515 | 0.6443 | -0.10 | -0.10 | 2.6014 | 0.2763 | 0.9272 | 1.1379 | 0.013370 | 74.20 |

(1) Canadian dollar expressed in U.S. dollars.
Dollar canadien exprimé en dollars É.-U.

| Month, week ending Mois ou semaine se terminant à la date indiquée | Overnight money market financing rate Taux des fonds à un jour | BANK OF CANADA COMPOSITE OF JOBBER MONEY MARKET RATES (MID-MORNING, BID SIDE) TAUX COMPOSÉS DE LA BANQUE DU CANADA COMMUNIQUÉS PAR DES AGENTS AGRÉÉS DU MARCHÉ MONÉTAIRE (MILIEU DE MATINÉE, COURS ACHETEUR) | | | | | | | | | | |
|---|---|--|---------------------|---------------------|---------------------|------------------|--|---------------------|---------------------|---------------------------------------|---------------------|---------------------|
| | | Treasury bills Bons du Trésor | | | | | Bankers' acceptances Acceptations bancaires | | | Commercial paper Papier commercial | | |
| | | 1 month à 1 mois | 2 month à 2 mois | 3 month à 3 mois | 6 month à 6 mois | 1 year à 1 an | 1 month à 1 mois | 2 month à 2 mois | 3 month à 3 mois | 1 month à 1 mois | 2 month à 2 mois | 3 month à 3 mois |
| | | B114011 | B114000 | B114001 | B114002 | B114003 | B114004 | B114005 | B114006 | B114007 | B114008 | B114009 |
| 1998 A | 5.86 | 5.38 | 5.58 | 5.69 | 5.86 | 5.87 | 5.89 | 5.94 | 5.99 | 5.97 | 6.01 | 6.07 |
| S | 5.69 | 4.88 | 4.92 | 4.98 | 5.10 | 5.06 | 5.54 | 5.47 | 5.39 | 5.60 | 5.53 | 5.45 |
| O | 5.53 | 4.72 | 4.75 | 4.75 | 4.72 | 4.71 | 5.36 | 5.27 | 5.21 | 5.68 | 5.57 | 5.49 |
| N | 5.16 | 4.85 | 4.75 | 4.75 | 4.83 | 4.92 | 5.07 | 5.08 | 5.09 | 5.19 | 5.20 | 5.21 |
| 1998 N | 4 | 5.20 | 4.93 | 4.83 | 4.82 | 4.83 | 5.28 | 5.22 | 5.18 | 5.49 | 5.43 | 5.39 |
| | 11 | 5.23 | 4.88 | 4.85 | 4.84 | 4.90 | 5.27 | 5.24 | 5.21 | 5.42 | 5.38 | 5.35 |
| | 18 | 4.99 | 4.72 | 4.77 | 4.82 | 4.85 | 5.08 | 5.09 | 5.09 | 5.23 | 5.24 | 5.25 |
| | 25 | 5.02 | 4.71 | 4.79 | 4.82 | 4.93 | 5.06 | 5.09 | 5.08 | 5.18 | 5.20 | 5.21 |
| D | 2 | 4.98 | 4.79 | 4.69 | 4.70 | 4.76 | 5.08 | 5.07 | 5.06 | 5.19 | 5.18 | 5.18 |
| | 9 | 4.95 | 4.75 | 4.70 | 4.69 | 4.75 | 5.03 | 4.99 | 4.98 | 5.15 | 5.13 | 5.11 |
| | 16 | 5.08 | 4.65 | 4.68 | 4.69 | 4.74 | 5.05 | 5.03 | 4.98 | 5.17 | 5.14 | 5.11 |
| | 23 | 5.13 | 4.43 | 4.56 | 4.68 | 4.75 | 5.07 | 5.03 | 4.99 | 5.20 | 5.15 | 5.10 |
| Latest week: Dernière semaine : | | | | | | | | | | | | |
| 1998 D | 17 | 4.97 | 4.65 | 4.67 | 4.69 | 4.72 | 4.73 | 5.03 | 5.02 | 4.96 | 5.16 | 5.10 |
| | 18 | 4.95 | 4.66 | 4.68 | 4.69 | 4.73 | 4.75 | 5.05 | 5.02 | 4.97 | 5.16 | 5.09 |
| | 21 | 5.01 | 4.63 | 4.67 | 4.69 | 4.77 | 4.79 | 5.06 | 5.02 | 4.97 | 5.18 | 5.10 |
| | 22 | 5.04 | 4.60 | 4.67 | 4.70 | 4.76 | 4.82 | 5.07 | 5.03 | 4.98 | 5.19 | 5.11 |
| | 23 | 5.13 | 4.43 | 4.56 | 4.68 | 4.75 | 4.80 | 5.07 | 5.03 | 4.99 | 5.20 | 5.10 |

| Monthly Average Moyenne mensuelle | | SELECTED MONETARY AGGREGATES AND THEIR COMPONENTS (Millions of dollars) AGRÉGATS MONÉTAIRES ET LEURS COMPOSANTES (En millions de dollars) | | | | | | | | | | BCR Table E1 RBC Tableau E1 | | | |
|--------------------------------------|---|--|--|--|--|---|--|--|--|---|--|--|--|--|--|
| | | M1 M1 | | Currency outside banks Monnaie hors banques | | Personal chequing accounts at banks Comptes de chèques personnels dans les banques | | Current accounts at banks Comptes courants dans les banques | | Adjustments to M1 Ajustements à M1 | | Gross M1 M1 brut | | Chartered bank net demand deposits Dépôts à vue nets aux banques à charte | |
| | | Unadjusted Données non désaisonnalisées | Seasonally adjusted Données désaisonnalisées | Unadjusted Données non désaisonnalisées | Seasonally adjusted Données désaisonnalisées | Unadjusted Données non désaisonnalisées | Seasonally adjusted Données désaisonnalisées | Unadjusted Données non désaisonnalisées | Seasonally adjusted Données désaisonnalisées | Unadjusted Données non désaisonnalisées | Seasonally adjusted Données désaisonnalisées | Unadjusted Données non désaisonnalisées | Seasonally adjusted Données désaisonnalisées | Unadjusted Données non désaisonnalisées | Seasonally adjusted Données désaisonnalisées |
| | | B2001 | B1604 | B486 | B1643 | B487 | B1644 | B2050 | B2054 | B1642 | B478 | B1601 | | | |
| 1997 | F | 27,121 | 27,722 | 11,179 | 11,128 | 30,894 | 31,484 | -328 | 68,866 | 70,000 | 45,158 | 45,656 | | | |
| | M | 27,036 | 27,683 | 11,326 | 11,341 | 31,198 | 32,430 | -632 | 68,927 | 70,796 | 46,182 | 47,115 | | | |
| | A | 27,299 | 27,750 | 11,443 | 11,250 | 31,765 | 32,534 | -388 | 70,118 | 71,137 | 45,522 | 46,242 | | | |
| | M | 27,640 | 27,822 | 11,488 | 11,415 | 33,110 | 33,663 | -454 | 71,784 | 72,439 | 47,854 | 48,076 | | | |
| | J | 27,950 | 27,871 | 11,432 | 11,514 | 34,216 | 33,936 | -386 | 73,213 | 72,937 | 46,996 | 47,116 | | | |
| | J | 28,338 | 28,024 | 11,384 | 11,493 | 35,392 | 35,429 | -834 | 74,281 | 74,112 | 48,789 | 48,910 | | | |
| | A | 28,814 | 28,423 | 11,290 | 11,594 | 35,986 | 36,192 | -709 | 75,381 | 75,496 | 48,883 | 50,569 | | | |
| | S | 28,335 | 28,079 | 11,435 | 11,687 | 36,046 | 36,231 | -850 | 74,966 | 75,141 | 49,494 | 50,709 | | | |
| | O | 28,750 | 28,559 | 11,586 | 11,726 | 36,994 | 36,608 | -661 | 76,668 | 76,239 | 51,894 | 51,516 | | | |
| | N | 28,887 | 28,746 | 12,293 | 12,050 | 38,003 | 37,093 | -969 | 78,213 | 76,943 | 52,899 | 50,685 | | | |
| | D | 29,390 | 28,638 | 12,696 | 12,418 | 38,788 | 36,868 | -881 | 79,993 | 77,087 | 53,063 | 50,915 | | | |
| 1998 | J | 28,936 | 29,143 | 12,710 | 12,666 | 37,708 | 37,247 | -767 | 78,588 | 78,299 | 53,920 | 52,840 | | | |
| | F | 28,659 | 29,295 | 13,113 | 13,047 | 36,229 | 36,929 | -775 | 77,227 | 78,481 | 54,314 | 54,895 | | | |
| | M | 28,570 | 29,247 | 13,061 | 13,048 | 36,309 | 37,702 | -778 | 77,162 | 79,189 | 51,309 | 52,246 | | | |
| | A | 28,929 | 29,403 | 13,434 | 13,196 | 37,671 | 38,621 | -919 | 79,115 | 80,279 | 53,448 | 54,285 | | | |
| | M | 29,430 | 29,621 | 13,730 | 13,622 | 38,329 | 38,935 | -1,061 | 80,428 | 81,100 | 56,185 | 56,313 | | | |
| | J | 29,736 | 29,651 | 13,518 | 13,588 | 38,975 | 38,616 | -1,153 | 81,076 | 80,713 | 55,210 | 55,474 | | | |
| | J | 30,190 | 29,864 | 13,438 | 13,567 | 39,600 | 39,680 | -1,103 | 82,125 | 82,006 | 56,504 | 56,826 | | | |
| | A | 30,476 | 30,062 | 13,414 | 13,773 | 39,915 | 40,111 | -1,246 | 82,559 | 82,695 | 56,756 | 58,725 | | | |
| | S | 30,562 | 30,286 | 13,378 | 13,710 | 41,424 | 41,643 | -1,486 | 83,878 | 84,145 | 59,132 | 60,732 | | | |
| | O | 30,809 | 30,605 | 13,801 | 14,006 | 41,268 | 40,861 | -1,422 | 84,456 | 84,064 | 56,980 | 56,569 | | | |
| | N | 30,810 | 30,656 | 14,049 | 13,788 | 40,787R | 39,819R | -1,097 | 84,549R | 83,192R | 53,876R | 51,542R | | | |

| Monthly Average Moyenne mensuelle | | SELECTED MONETARY AGGREGATES AND THEIR COMPONENTS (Millions of dollars) AGRÉGATS MONÉTAIRES ET LEURS COMPOSANTES (En millions de dollars) | | | | | | | | | | continued suite | | | |
|--------------------------------------|---|--|--|---|--|---|--|--|--|---|--|--|--|--|--|
| | | M2 M2 | | Chartered banks Banques à charte | | Adjustments to M2 Ajustements à M2 | | M2 Total Total de M2 | | Chartered bank non-personal term deposits and foreign currency deposits of residents Dépôts à terme autres que ceux des particuliers aux banques à charte et dépôts en monnaies étrangères des résidents | | Adjustments to M3 Ajuste- ments à M3 | | M3 Total Total de M3 | |
| | | Unadjusted Données non désaisonnalisées | Seasonally adjusted Données désaisonnalisées | Non- personal notice deposits Dépôts à préavis autres que ceux des particu- liers | Personal savings deposits Dépôts d'épargne des particu- liers | Unadjusted Données non désaisonnalisées | Seasonally adjusted Données désaisonnalisées | Unadjusted Données non désaisonnalisées | Seasonally adjusted Données désaisonnalisées | Unadjusted Données non désaisonnalisées | Seasonally adjusted Données désaisonnalisées | Unadjusted Données non désaisonnalisées | Seasonally adjusted Données désaisonnalisées | Unadjusted Données non désaisonnalisées | Seasonally adjusted Données désaisonnalisées |
| | | B2033 | B1627 | B472/73 | B451 | B2051 | B2031 | B1630 | B475/82 | B2052 | B2030 | B1628 | | | |
| 1997 | F | 71,951 | 73,047 | 31,406 | 290,800 | 13,144 | 407,301 | 409,166 | 119,017 | -3,837 | 522,481 | 524,702 | | | |
| | M | 72,586 | 74,153 | 31,922 | 288,903 | 12,818 | 406,230 | 408,137 | 126,986 | -4,675 | 528,540 | 530,904 | | | |
| | A | 72,432 | 73,597 | 31,251 | 288,718 | 13,058 | 405,459 | 406,377 | 127,857 | -4,800 | 528,516 | 529,722 | | | |
| | M | 75,041 | 75,442 | 31,250 | 287,845 | 13,030 | 407,165 | 407,299 | 126,422 | -4,715 | 528,872 | 530,335 | | | |
| | J | 74,561 | 74,599 | 32,804 | 286,784 | 13,046 | 407,195 | 406,321 | 126,496 | -4,926 | 528,765 | 529,369 | | | |
| | J | 76,293 | 76,099 | 32,380 | 283,915 | 12,875 | 405,465 | 405,640 | 128,046 | -4,209 | 529,302 | 529,014 | | | |
| | A | 76,988 | 78,259 | 32,966 | 289,041 | 5,232 | 404,227 | 405,780 | 133,035 | -3,986 | 533,275 | 533,924 | | | |
| | S | 76,979 | 77,917 | 33,564 | 292,722 | -65 | 403,199 | 404,562 | 138,730 | -4,773 | 537,157 | 536,871 | | | |
| | O | 79,983 | 79,419 | 33,324 | 291,688 | -67 | 404,928 | 404,629 | 143,492 | -4,566 | 543,854 | 542,678 | | | |
| | N | 80,816 | 78,503 | 34,380 | 290,968 | -70 | 406,094 | 403,663 | 145,253 | -4,859 | 546,488 | 543,434 | | | |
| | D | 81,572 | 78,708 | 35,914 | 289,910 | -78 | 407,318 | 403,741 | 151,530 | -4,650 | 554,198 | 549,809 | | | |
| 1998 | J | 82,089 | 81,232 | 35,943 | 288,992 | -72 | 406,953 | 406,317 | 147,744 | -4,190 | 550,508 | 551,023 | | | |
| | F | 82,198 | 83,407 | 33,639 | 288,674 | -58 | 404,453 | 406,234 | 147,221 | -4,097 | 547,577 | 549,956 | | | |
| | M | 79,101 | 80,700 | 33,495 | 285,930 | -137 | 398,390 | 400,169 | 150,888 | -4,822 | 544,456 | 546,950 | | | |
| | A | 81,458 | 82,755 | 33,582 | 286,022 | -67 | 400,995 | 401,894 | 149,737 | -4,536 | 546,196 | 547,428 | | | |
| | M | 84,554 | 84,870 | 33,738 | 285,383 | -71 | 403,605 | 403,688 | 152,547 | -4,865 | 551,286 | 552,710 | | | |
| | J | 83,793 | 83,967 | 35,422 | 284,535 | -99 | 403,651 | 402,743 | 156,414 | -5,251 | 554,814 | 555,433 | | | |
| | J | 85,591 | 85,581 | 35,887 | 284,076 | -52 | 405,501 | 405,823 | 154,628 | -4,934 | 555,196 | 554,921 | | | |
| | A | 85,986 | 87,498 | 35,817 | 284,817 | -61 | 406,560 | 408,176 | 154,236 | -5,518 | 555,277 | 555,968 | | | |
| | S | 88,208 | 89,493 | 35,552 | 285,043 | -76 | 408,727 | 410,259 | 155,333 | -5,199 | 558,861 | 558,562 | | | |
| | O | 86,367 | 85,762 | 36,513 | 285,805 | -32 | 408,652 | 408,389 | 157,008 | -3,936 | 561,724 | 560,523 | | | |
| | N | 83,589R | 81,149R | 37,101 | 286,266R | -51 | 406,904R | 404,385R | 152,819R | -2,859 | 556,863R | 553,713R | | | |

Monthly average or average of month-ends / Moyenne mensuelle ou moyenne de fin de mois

SELECTED MONETARY AGGREGATES AND THEIR COMPONENTS (Millions of dollars)
 AGRÉGATS MONÉTAIRES ET LEURS COMPOSANTES (En millions de dollars)

continued / suite

| | | M2+(1) M2+(1) | | | | | | | | | |
|------|---|--|---------|--|--|---|--|---|--|---|----------|
| | | Trust and mortgage loan companies Sociétés de fiducie ou de prêt hypothécaire | | Deposits at credit unions and caisses populaires Dépôts aux caisses populaires et aux credit unions | Life insurance company individual annuities Rentes individuelles versées par les compagnies d'assurance-vie | Personal deposits at government savings institutions Dépôts des particuliers aux institutions d'épargne gouvernementales | Money market mutual funds Fonds mutuels du marché monétaire | Adjustments to M2+ Ajustements à M2+ | M2+ M2+ | Seasonally adjusted Données désaisonnalisées | |
| | | Unadjusted Données non désaisonnalisées | | Total deposits Total des dépôts | Unadjusted Données non désaisonnalisées | Seasonally adjusted Données désaisonnalisées | Unadjusted Données non désaisonnalisées | Seasonally adjusted Données désaisonnalisées | Unadjusted Données non désaisonnalisées | Seasonally adjusted Données désaisonnalisées | |
| | | B2031 | B2038 | B1639 | B2042 | B2046 | B2047 | B2048 | B2053 | B2037 | B1633 |
| 1997 | A | 405,459 | 62,397 | 62,217 | 90,852 | 47,550 | 7,230 | 34,762 | -12,749 | 635,500 | 636,444 |
| | M | 407,165 | 62,298 | 62,119 | 91,300 | 46,498 | 7,228 | 34,237 | -12,665 | 636,060 | 635,647 |
| | J | 407,195 | 62,140 | 61,952 | 91,369 | 46,220 | 7,183 | 33,336 | -12,706 | 634,737 | 633,417 |
| | J | 405,465 | 61,808 | 61,856 | 91,346 | 45,701 | 7,146 | 32,902 | -12,610 | 631,758 | 631,535 |
| | A | 404,227 | 53,804 | 55,178 | 90,985 | 45,348 | 7,161 | 33,196 | -4,936 | 629,785 | 631,532 |
| | S | 403,199 | 48,326 | 48,749 | 90,662 | 45,206 | 7,145 | 33,619 | 627 | 628,784 | 630,477 |
| | O | 404,928 | 48,527 | 48,828 | 90,582 | 44,902 | 7,128 | 33,470 | 596 | 630,133 | 630,013 |
| | N | 406,094 | 48,793 | 48,874 | 90,690 | 44,594 | 7,130 | 33,254 | 510 | 631,065 | 628,719 |
| | D | 407,318 | 48,795 | 48,680 | 90,836 | 44,225 | 7,080 | 33,477 | 380 | 632,111 | 628,625 |
| 1998 | J | 406,953 | 48,496 | 48,337 | 90,911 | 43,853 | 7,122 | 33,350 | 331 | 631,017 | 630,773 |
| | F | 404,453 | 48,366 | 48,110 | 91,249 | 43,631 | 7,240 | 32,738 | 458 | 628,135 | 630,114 |
| | M | 398,390 | 48,106 | 47,909 | 91,587 | 43,127 | 7,244 | 32,523 | 567 | 621,545 | 623,202 |
| | A | 400,995 | 48,174 | 48,022 | 92,137 | 42,573 | 7,214 | 32,532 | 565 | 624,189 | 625,055 |
| | M | 403,605 | 48,294 | 48,134 | 92,426 | 42,268 | 7,232 | 32,415 | 511 | 626,751 | 626,191 |
| | J | 403,651 | 48,258 | 48,117 | 92,472 | 41,934 | 7,268 | 32,296 | 431 | 626,310 | 624,930 |
| | J | 405,501 | 48,490 | 48,556 | 92,536 | 41,677 | 7,309 | 32,327 | 368 | 628,208 | 628,174 |
| | A | 406,560 | 48,777 | 49,099 | 92,456 | 41,497 | 7,384 | 33,392 | 355 | 630,421 | 632,304 |
| | S | 408,727 | 49,108 | 49,559 | 92,571 | 41,607 | 7,452 | 34,252 | 360 | 634,077 | 636,025 |
| | O | 408,652 | 49,263E | 49,581E | 92,743E | 41,764 | 7,526 | 34,769 | 354E | 635,070E | 635,090E |
| | N | 406,904R | | | 93,106E | | 7,594 | 35,442 | | | |

Monthly average or average of month-ends / Moyenne mensuelle ou moyenne de fin de mois

CREDIT MEASURES (Millions of dollars) (1)
 MESURES DU CRÉDIT (En millions de dollars) (1)

BCR Table E2
 RBC Tableau E2

| | | Consumer credit Crédit à la consommation | | | | | | | Total consumer credit Ensemble du crédit à la consommation | |
|------|---|---|---------|---|--|--|--|---|---|---|
| | | Chartered banks Banques à charte | | Credit unions and caisses populaires Sociétés de fiducie ou de prêt hypothécaire | Life insurance companies Compagnies d'assurance-vie | Finance companies and other institutions Sociétés de financement et autres institutions | Special Purpose Corporations (Securitization)(2) Sociétés Spécialisées (Titrisation)(2) | Adjustments to consumer credit(2) Ajustements au crédit à la consommation(2) | Unadjusted Données non désaisonnalisées | Seasonally adjusted Données désaisonnalisées |
| | | B127 | B132 | B143 | B129 | B128 | B175 | B146 | B140 | B142 |
| 1997 | A | 92,723 | 13,093 | 14,363 | 3,955 | 9,190 | 3,391 | - | 137,279 | 136,676 |
| | M | 93,470 | 13,293 | 14,361 | 3,980 | 9,220 | 3,345 | - | 137,961 | 137,603 |
| | J | 93,954 | 13,482 | 14,364 | 4,017 | 9,235 | 3,300 | - | 138,690 | 138,281 |
| | J | 94,415 | 13,831 | 14,381 | 4,031 | 9,356 | 3,354 | - | 139,330 | 139,097 |
| | A | 94,551 | 13,327 | 14,363 | 4,027 | 9,584 | 4,807 | - | 139,832 | 140,625 |
| | S | 95,374 | 13,069 | 14,430 | 4,025 | 9,827 | 4,960 | - | 142,226 | 141,828 |
| | O | 94,499 | 13,452 | 14,488 | 4,018 | 10,030 | 7,601 | - | 143,799 | 144,246 |
| | N | 94,492 | 13,544 | 14,530 | 4,001 | 10,193 | 8,589 | - | 144,925 | 145,405 |
| | D | 95,530 | 13,674 | 14,579 | 3,987 | 10,593 | 8,558 | - | 146,855 | 147,106 |
| 1998 | J | 96,117 | 13,932 | 14,624 | 4,003 | 10,622 | 8,731 | - | 147,553 | 148,288 |
| | F | 96,844 | 13,951 | 14,619 | 4,062 | 10,362 | 9,089 | - | 147,882 | 148,973 |
| | M | 96,610 | 13,940 | 14,723 | 4,127 | 10,193 | 9,448 | - | 150,333 | 148,836 |
| | A | 95,871 | 14,056 | 14,809 | 4,168 | 10,247 | 11,236 | - | 151,077 | 150,261 |
| | M | 94,914 | 14,112 | 14,877 | 4,181 | 9,923 | 13,860 | - | 152,269 | 151,741 |
| | J | 95,351 | 14,241 | 14,912 | 4,207 | 9,468 | 14,107 | - | 152,706 | 152,159 |
| | J | 96,468 | 14,529 | 14,901 | 4,235 | 9,407 | 14,033 | - | 153,573 | 153,216 |
| | A | 96,248 | 14,738 | 14,902 | 4,272 | 9,539 | 15,235 | - | 154,054 | 155,027 |
| | S | 95,578 | 15,018 | 14,926 | 4,309 | 9,664 | 14,938 | - | 154,956 | 154,492 |
| | O | 96,156 | 15,291E | 14,892E | 4,321E | 9,850E | 15,451E | - | 155,560E | 156,169E |
| | N | 95,832R | | 14,919E | | | 15,880E | - | | |

(1) Data for Trust and Mortgage Loan Companies reflect the acquisition of National Trust and Victoria and Grey Mortgage Corporation by the Bank of Nova Scotia on August 14, 1997. / Les données des sociétés de fiducie ou de prêt hypothécaire reflètent l'acquisition par la Banque de Nouvelle-Écosse, le 14 août 1997, du Trust National et de la Société d'hypothèque Victoria et Grey.

(2) Unadjusted / Données non désaisonnalisées

| | | CREDIT MEASURES (Millions of dollars) (1) <i>MESURES DU CRÉDIT (En millions de dollars) (1)</i> | | | | | | | | | | continued <i>suite</i> | |
|--|---|--|---|--|---|---|---|---|---|---|--|---|--|
| | | Residential mortgage credit <i>Crédit hypothécaire à l'habitation</i> | | | | | | | | | | | |
| | | Seasonally adjusted <i>Données désaisonnalisées</i> | | | | | | | | | | | |
| Monthly average or average of month-ends <i>Moyenne mensuelle ou moyenne de fin de mois</i> | | Chartered banks <i>Banques à charte</i> | Trust and mortgage loan companies <i>Sociétés de fiducie ou de prêt hypothécaire</i> | Credit unions and caisses populaires <i>Caisses populaires et crédit unions</i> | Life insurance companies <i>Compagnies d'assurance-vie</i> | Pension funds(2) <i>Caisses de retraite(2)</i> | Finance companies and other institutions <i>Sociétés de financement et autres institutions</i> | NHA mortgage backed securities(2) <i>Titres hypothécaires garantis en vertu de la LHN(2)</i> | Special Purpose Corporations <i>Sociétés Spécialisées (Titrisation)(2)</i> | Total residential mortgage credit <i>Ensemble du crédit hypothécaire</i> | Seasonally adjusted <i>Données désaisonnalisées</i> | Total household credit <i>Ensemble des crédits aux ménages</i> | Seasonally adjusted <i>Données désaisonnalisées</i> |
| | | B982 | B983 | B943 | B984 | B940 | B985 | B941 | B929 | B938 | B942 | B151 | B166 |
| 1997 | A | 207,049 | 35,875 | 50,228 | 21,556 | 8,052 | 26,411 | 14,283 | 2,510 | 364,992 | 366,035 | 502,272 | 502,711 |
| | M | 208,113 | 35,413 | 50,479 | 21,485 | 8,092 | 26,486 | 14,238 | 2,758 | 366,092 | 367,063 | 504,053 | 504,666 |
| | J | 209,402 | 35,048 | 50,744 | 21,427 | 8,132 | 26,652 | 14,098 | 3,006 | 368,013 | 368,473 | 506,702 | 506,754 |
| | J | 210,844 | 34,405 | 50,985 | 21,385 | 8,110 | 26,727 | 13,968 | 3,202 | 369,717 | 369,455 | 509,046 | 508,553 |
| | A | 217,791 | 28,884 | 51,122 | 21,339 | 8,029 | 26,839 | 14,088 | 3,351 | 371,571 | 371,051 | 511,403 | 511,676 |
| | S | 221,915 | 24,698 | 51,286 | 21,331 | 7,948 | 26,895 | 14,390 | 3,498 | 373,012 | 372,290 | 515,237 | 514,117 |
| | O | 223,361 | 24,564 | 51,454 | 21,234 | 7,892 | 26,953 | 14,495 | 3,789 | 373,886 | 373,579 | 517,685 | 517,825 |
| | N | 224,609 | 24,147 | 51,599 | 21,012 | 7,860 | 26,980 | 14,240 | 4,218 | 374,816 | 374,278 | 519,741 | 519,683 |
| | D | 226,350 | 23,323 | 51,704 | 20,805 | 7,827 | 26,927 | 14,243 | 4,648 | 376,926 | 375,775 | 523,782 | 522,880 |
| 1998 | J | 226,735 | 23,393 | 51,775 | 20,626 | 7,824 | 26,950 | 14,345 | 5,209 | 377,230 | 377,046 | 524,783 | 525,334 |
| | F | 227,795 | 23,160 | 51,917 | 20,511 | 7,851 | 26,977 | 15,402 | 5,196 | 378,849 | 379,125 | 526,731 | 528,098 |
| | M | 228,141 | 22,911 | 52,053 | 20,397 | 7,878 | 27,052 | 16,767 | 5,443 | 379,808 | 380,722 | 530,141 | 529,558 |
| | A | 228,921 | 22,940 | 52,107 | 20,382 | 7,928R | 26,973 | 17,091 | 5,673 | 381,227R | 382,250R | 532,304R | 532,512 R |
| | M | 230,558 | 22,739 | 52,192 | 20,375 | 8,002R | 26,795 | 17,400 | 5,626 | 382,883R | 383,863R | 535,152R | 535,604 R |
| | J | 232,580 | 22,258 | 52,173 | 20,377 | 8,075R | 26,731 | 17,767 | 5,704 | 385,268R | 385,706R | 537,974R | 537,865 R |
| | J | 233,540 | 21,886 | 52,185 | 20,337 | 8,070E,R | 26,752 | 18,015 | 7,063 | 387,874 E,R | 387,629 E,R | 541,447 E,R | 540,845 E,R |
| | A | 234,885 | 22,039 | 52,194 | 20,237 | 7,989E,R | 27,001 | 18,034 | 8,253 | 390,499 E,R | 390,000 E,R | 544,553 E,R | 545,027 E,R |
| | S | 233,428 | 22,226 | 52,395 | 20,171 | 7,909E,R | 27,192 | 17,908 | 9,718 | 392,103 E,R | 391,430 E,R | 547,060 E,R | 545,922 E,R |
| | O | 233,977 | 22,013E | 52,552E | 20,047E | 7,854E,R | 27,349E | 18,135 | 11,251E | 393,306 E,R | 392,985 E,R | 548,866 E,R | 549,154 E,R |
| | N | 236,058R | | 52,588E | | | | 18,366 | 11,551E | | | | |

| | | CREDIT MEASURES (Millions of dollars) (1) <i>MESURES DU CRÉDIT (En millions de dollars) (1)</i> | | | | | | | | | | continued <i>suite</i> | |
|--|---|--|--|---|--|--|--|---|--|---|--|---------------------------|--|
| | | Short term business credit <i>Crédit à court terme aux entreprises</i> | | | | | | | | | | | |
| | | Business loans <i>Prêts aux entreprises</i> | | | | | | | | | | | |
| Monthly average or average of month-ends <i>Moyenne mensuelle ou moyenne de fin de mois</i> | | Chartered banks <i>Banques à charte</i> | Seasonally adjusted <i>Données non désaisonnalisées</i> | Finance companies <i>Sociétés de financement</i> | Other institutions <i>Autres institutions</i> | Chartered bank foreign currency loans to residents (4) <i>Prêts en monnaies étrangères consentis par des banques à charte à des résidents (4)</i> | Special Purpose Corporations <i>Sociétés spécialisées (Titrisation)</i> | Bankers' acceptances <i>Acceptations bancaires</i> | Commercial paper issued by non-financial corporations <i>Papier commercial des sociétés non financières</i> | Adjustments to short-term business credit <i>Ajustements aux crédits à court terme aux entreprises</i> | | | |
| | | B2300 | B2322 | B2301 | B2302 | B2312 | B2330 | B2313 | B2329 | B2316 | | | |
| 1997 | A | 110,893 | 110,326 | 11,696 | 18,197 | 29,405 | 5,013 | 38,405 | 18,992 | -355 | | | |
| | M | 112,546 | 112,185 | 11,957 | 18,220 | 28,514 | 5,187 | 40,481 | 19,221 | -397 | | | |
| | J | 113,588 | 113,529 | 12,218 | 18,298 | 28,059 | 5,361 | 41,010 | 19,292 | -358 | | | |
| | J | 115,139 | 114,794 | 12,242 | 18,496 | 27,215 | 5,614 | 41,198 | 20,032 | -614 | | | |
| | A | 116,834 | 117,132 | 12,034 | 18,049 | 27,563 | 5,950 | 42,221 | 21,235 | -531 | | | |
| | S | 119,301 | 119,083 | 11,830 | 17,658 | 27,230 | 6,280 | 42,656 | 21,482 | -449 | | | |
| | O | 121,115 | 120,440 | 11,888 | 17,757 | 26,758 | 6,665 | 43,670 | 22,111 | -463 | | | |
| | N | 119,755 | 119,787 | 12,200 | 17,825 | 27,432 | 7,103 | 44,032 | 22,967 | -459 | | | |
| | D | 121,060 | 121,629 | 12,512 | 17,896 | 28,920 | 7,541 | 41,927 | 21,793 | -775 | | | |
| 1998 | J | 120,836 | 122,216 | 13,226 | 17,839 | 28,781 | 7,991 | 42,556 | 22,032 | -466 | | | |
| | F | 121,258 | 122,291 | 14,282 | 17,604 | 29,000 | 8,424 | 43,777 | 23,465 | -613 | | | |
| | M | 125,263 | 124,330 | 15,337 | 17,280 | 27,239 | 8,857 | 45,406 | 24,030 | -693 | | | |
| | A | 126,691 | 126,139 | 15,853 | 17,173 | 28,056 | 9,272 | 44,876 | 25,443 | -514 | | | |
| | M | 125,517 | 125,151 | 15,773 | 17,245 | 28,543 | 9,652 | 44,919 | 26,793 | -388 | | | |
| | J | 125,525 | 125,538 | 15,692 | 17,122 | 29,839 | 10,032 | 46,295 | 25,837 | -384 | | | |
| | J | 125,288 | 124,876 | 15,438 | 17,064 | 29,780 | 10,124 | 48,371 | 25,984 | -396 | | | |
| | A | 125,699 | 125,835 | 15,007 | 17,137 | 30,249 | 9,933 | 49,386 | 27,350 | -495 | | | |
| | S | 125,168 | 124,801 | 14,583 | 17,267 | 29,523 | 9,746 | 49,276 | 26,057 | -630 | | | |
| | O | 125,005 | 124,260 | 14,536E | 17,413E | 30,576 | 9,847 E | 49,656 | 23,942 | -626 | | | |
| | N | 125,076R | 125,141R | | | 29,353 R | 10,241 E | 50,672R | 23,143 | -345R | | | |

(1) Data for Trust and Mortgage Loan Companies reflect the acquisition of National Trust and Victoria and Grey Mortgage Corporation by the Bank of Nova Scotia on August 14, 1997. / *Les données des sociétés de fiducie ou de prêt hypothécaire reflètent l'acquisition par la Banque de Nouvelle-Écosse, le 14 août 1997, du Trust National et de la Société d'hypothèque Victoria et Grey.*

(2) Unadjusted / *Données non désaisonnalisées*

(3) Excludes reverse repos and loans to non-residents. / *Ne comprend pas les prises en pension ni les prêts à des non-résidents.*

(4) Excludes reverse repos. / *Ne comprend pas les prises en pension.*

| Monthly average or average of month-ends <i>Moyenne mensuelle ou moyenne de fin de mois</i> | | CREDIT MEASURES (Millions of dollars) (1) <i>MESURES DU CRÉDIT (En millions de dollars) (1)</i> | | | | | | | | | | continued <i>suite</i> | |
|--|---|--|------------|--|--------|--------|--|---|--|---|---|---|---|
| | | Short term business credit <i>Crédit à court terme aux entreprises</i> | | | | | Other business credit <i>Autres crédits aux entreprises</i> | | | | | | |
| | | Total short-term business credit <i>Ensemble des crédits à court terme aux entreprises</i> | | | | | Non-residential mortgages <i>Prêts hypothécaires sur immeubles non résidentiels</i> | | | | | Leasing receivables <i>Créances résultant de baux financiers</i> | |
| | | Unadjusted <i>Données non désaisonnalisées</i> | | Seasonally adjusted <i>Données désaisonnalisées</i> | | | Chartered banks <i>Banques à charte</i> | Trust and mortgage loan companies <i>Sociétés de fiducie ou de prêt hypothécaire</i> | Credit unions and caisses populaires <i>Caisses populaires et crédit unions</i> | Life insurance companies <i>Compagnies d'assurance-vie</i> | Finance companies and other institutions <i>Sociétés de financement et autres institutions</i> | Chartered banks <i>Banques à charte</i> | Trust and mortgage loan companies <i>Sociétés de fiducie ou de prêt hypothécaire</i> |
| B2317 | | B2324 | | | B2303 | B2304 | B2305 | B2306 | B2307 | B2308 | B2309 | B2310 | B2331 |
| 1997 | A | 232,245 | 230,037 | 12,713 | 2,901 | 7,366 | 26,228 | 353 | 2,069 | 546 | 7,476 | 2,285 | |
| | M | 235,729 | 232,924 | 12,762 | 2,858 | 7,385 | 26,040 | 358 | 2,102 | 557 | 8,067 | 2,360 | |
| | J | 237,468 | 236,186 | 12,746 | 2,832 | 7,389 | 25,851 | 362 | 2,026 | 535 | 8,658 | 2,434 | |
| | J | 239,322 | 238,877 | 12,760 | 2,815 | 7,398 | 25,641 | 374 | 2,085 | 529 | 9,070 | 2,472 | |
| | A | 243,355 | 243,298 | 13,397 | 2,188 | 7,417 | 25,405 | 394 | 2,205 | 465 | 9,313 | 2,475 | |
| | S | 245,986 | 246,177 | 13,736 | 1,706 | 7,432 | 25,172 | 414 | 2,281 | 391 | 9,552 | 2,478 | |
| | O | 249,500 | 249,582 | 13,766 | 1,681 | 7,453 | 25,029 | 414 | 2,329 | 391 | 9,865 | 2,547 | |
| | N | 250,854 | 250,993 | 13,733 | 1,658 | 7,467 | 24,971 | 394 | 2,328 | 404 | 10,250 | 2,681 | |
| | D | 250,874 | 253,395 | 13,818 | 1,628 | 7,466 | 24,912 | 373 | 2,376 | 382 | 10,635 | 2,815 | |
| 1998 | J | 252,795 | 257,290 | 13,848 | 1,600 | 7,473 | 24,964 | 356 | 2,451 | 376 | 10,891 | 2,794 | |
| | F | 257,197 | 259,303 | 13,843 | 1,561 | 7,484 | 25,119 | 342 | 2,432 | 391 | 11,007 | 2,624 | |
| | M | 262,719 | 260,669 | 13,811 | 1,530 | 7,495 | 25,273 | 327 | 2,524 | 376 | 11,123 | 2,454 | |
| | A | 266,848 | 264,329 | 13,845 | 1,504 | 7,518 | 25,339 | 312 | 2,560 | 375 | 11,398 | 2,302 | |
| | M | 268,053 | 264,830 | 13,988 | 1,445 | 7,531 | 25,309 | 296 | 2,628 | 389 | 11,833 | 2,173 | |
| | J | 269,959 | 268,436 | 13,998 | 1,385 | 7,529 | 25,279 | 280 | 2,609 | 367 | 12,267 | 2,044 | |
| | J | 271,652 | 271,197 | 14,083 | 1,362 | 7,538 | 25,166 | 276 | 2,739 | 361 | 12,577 | 2,029 | |
| | A | 274,267 | 274,139 | 14,009 | 1,367 | 7,550 | 25,171 | 284 | 2,833 | 380 | 12,769 | 2,124 | |
| | S | 270,990 | 271,225 | 13,975 | 1,357 | 7,570 | 25,275 | 292 | 2,864 | 369 | 12,957 | 2,218 | |
| | O | 270,350 E | 270,421 E | 13,876 | 1,316E | 7,582E | 25,247E | 289E | 2,908 | 371 E | 13,314E | 2,316E | |
| | N | 270,460E,R | 270,619E,R | 14,007R | | | | | 2,936 | | | 2,421E | |

| Monthly average or average of month-ends <i>Moyenne mensuelle ou moyenne de fin de mois</i> | | CREDIT MEASURES (Millions of dollars) (1) <i>MESURES DU CRÉDIT (En millions de dollars) (1)</i> | | | | | | | | | | continued <i>suite</i> |
|--|---|--|---------|--|-------|--|---|---|---|---|---|--|
| | | Other business credit <i>Autres crédits aux entreprises</i> | | | | | Total business credit <i>Ensemble des crédits aux entreprises</i> | | | Total household and business credit <i>Ensemble des crédits aux ménages et aux entreprises</i> | | |
| | | Special Purpose Corporations <i>Sociétés Spécialisées (Titrisation)</i> | | Bonds and debentures <i>Obligations et débiteures</i> | | Equity and other <i>Actions et autres</i> | Adjustments to other business credit <i>Ajustements aux autres crédits aux entreprises</i> | Total other business credit <i>Ensemble des autres crédits aux entreprises</i> | Unadjusted <i>Données non désaisonnalisées</i> | Seasonally adjusted <i>Données désaisonnalisées</i> | Unadjusted <i>Données non désaisonnalisées</i> | Seasonally adjusted <i>Données désaisonnalisées</i> |
| | | B2332 | B2318 | B2319 | B2328 | B155 | B2320 | B2325 | B2321 | B2326 | | |
| 1997 | A | 2,623 | 118,131 | 194,379 | - | 377,069 | 609,314 | 607,106 | 1,111,586 | 1,109,817 | | |
| | M | 2,732 | 118,432 | 195,653 | - | 379,305 | 615,034 | 612,229 | 1,119,087 | 1,116,895 | | |
| | J | 2,842 | 118,747 | 196,722 | - | 381,144 | 618,612 | 617,330 | 1,125,315 | 1,124,083 | | |
| | J | 2,953 | 119,757 | 197,552 | - | 383,407 | 622,729 | 622,284 | 1,131,775 | 1,130,836 | | |
| | A | 3,067 | 120,846 | 198,836 | - | 386,008 | 629,363 | 629,306 | 1,140,766 | 1,140,983 | | |
| | S | 3,179 | 122,105 | 200,116 | - | 388,563 | 634,549 R | 634,741 | 1,149,787 | 1,148,858 | | |
| | O | 3,353 | 124,126 | 201,984 R | - | 392,939 R | 642,440 | 642,521 R | 1,160,125 | 1,160,347 | | |
| | N | 3,586 | 125,595 | 204,572 R | - | 397,638 R | 648,493 | 648,631 | 1,168,233 R | 1,168,314 R | | |
| | D | 3,820 | 126,362 | 206,440 R | - | 401,027 R | 651,901 R | 654,422 R | 1,175,683 | 1,177,303 | | |
| 1998 | J | 3,982 | 126,939 | 207,144 | - | 402,818 | 655,613 | 660,107 R | 1,180,396 | 1,185,441 R | | |
| | F | 4,066 | 126,900 | 207,634 R | - | 403,403 R | 660,600 R | 662,707 | 1,187,331 R | 1,190,804 R | | |
| | M | 4,150 | 126,405 | 208,573 R | - | 404,041 R | 666,760 R | 664,710 R | 1,196,901 R | 1,194,268 R | | |
| | A | 4,275 | 126,423 | 209,689 R | - | 405,540 R | 672,388 R | 669,869 R | 1,204,692 R | 1,202,381 R | | |
| | M | 4,441 | 128,263 | 210,826 R | - | 409,120 R | 677,174 R | 673,950 R | 1,212,325 R | 1,209,554 R | | |
| | J | 4,606 | 130,899 | 212,178 R | - | 413,440 R | 683,399 R | 681,876 R | 1,221,373 R | 1,219,741 R | | |
| | J | 4,788 | 133,059 | 213,776 R | - | 417,755 R | 689,406 R | 688,952 R | 1,230,854E,R | 1,229,797E,R | | |
| | A | 4,990 | 134,714 | 214,757 R | - | 420,947 R | 695,215 R | 695,087 R | 1,239,768E,R | 1,240,114E,R | | |
| | S | 5,189 | 135,794 | 214,929 R | - | 422,788 R | 693,778 R | 694,013 R | 1,240,838E,R | 1,239,935E,R | | |
| | O | 5,396E | 136,527 | 215,122 R | - | 424,262E,R | 694,613E,R | 694,683E,R | 1,243,478E,R | 1,243,837E,R | | |
| | N | 5,617E | 137,694 | 215,900 R | - | 427,148E,R | 697,609E,R | 697,767E,R | | | | |

(1) Data for Trust and Mortgage Loan Companies reflect the acquisition of National Trust and Victoria and Grey Mortgage Corporation by the Bank of Nova Scotia on August 14, 1997. / *Les données des sociétés de fiducie ou de prêt hypothécaire reflètent l'acquisition par la Banque de Nouvelle-Écosse, le 14 août 1997, du Trust National et de la Société d'hypothèque Victoria et Grey.*

| End of period En fin de période | | GOVERNMENT OF CANADA SECURITIES OUTSTANDING (Par Value) ENCOURS DES TITRES DU GOUVERNEMENT CANADIEN (Valeur nominale) | | | | | | | BCR Table G4 RBC Tableau G4 | | |
|------------------------------------|-----|--|--|---|------------------------------------|-----------------------|--|----------------------------------|--------------------------------|----------------|-------|
| | | Millions of Canadian dollars En millions de dollars canadiens | | | | | | | | | |
| | | Treasury bills Bons du Trésor | Other direct and guaranteed securities(1) Autres titres émis ou garantis(1) | Canada Savings Bonds and Other Retail Instruments Obligations d'épargne du Canada et autres titres de placements au détail | Total Total | Held by Détenteurs | Government accounts Comptes du gouvernement | | | | |
| | | | | | Bank of Canada Banque du Canada | | | | | | |
| | | | | | Treasury bills Bons du Trésor | Bonds Obligations | Total Total | Treasury bills Bons du Trésor | Bonds Obligations | Total Total | |
| | | B2425 | | B2408 | B2400 | B2470 | B2471 | B2469 | B2466 | B2467 | B2461 |
| 1998 | A | 89,500 | 329,157 | 29,002 | 447,659 | 13,164 | 16,157 | 29,321 | 47 | 6,366 | 6,413 |
| | S | 85,900 | 322,659 | 28,816 | 437,375 | 12,931 | 16,593 | 29,524 | 63 | 5,637 | 5,700 |
| | O | 86,700 | 320,427 | 28,361 | 435,488 | 13,324 | 16,880 | 30,204 | 44 | 5,918 | 5,962 |
| | N | 86,200 | 324,598 | 28,858 | 439,656 | 12,972 | 17,163 | 30,135 | 40 | 6,217 | 6,257 |
| 1998 | N 4 | 86,700 | 317,427 | 29,117 | 433,244 | 12,894 | 15,995 | 28,889 | 94 | 6,314 | 6,408 |
| | 11 | 87,700 | 321,219 | 29,004 | 437,924 | 12,921 | 16,040 | 28,961 | 67 | 6,314 | 6,381 |
| | 18 | 86,700 | 324,602 | 29,176 | 440,477 | 12,874 | 16,340 | 29,214 | 65 | 6,314 | 6,379 |
| | 25 | 86,700 | 324,599 | 28,902 | 440,201 | 12,896 | 16,500 | 29,396 | 43 | 6,314 | 6,357 |
| | D 2 | 88,700 | 324,838 | 28,791 | 442,329 | 12,734 | 16,613 | 29,347 | 96 | 6,217 | 6,313 |
| | 9 | 88,700 | 325,234 | 28,822 | 442,756 | 12,793 | 16,722 | 29,515 | 73 | 6,717 | 6,790 |
| | 16 | 87,100 | 328,590 | 28,837 | 444,527 | 12,651 | 17,208 | 29,859 | 73 | 6,717 | 6,790 |
| | 23 | 87,100 | 328,086 | 28,789 | 443,975 | 12,411 | 17,278 | 29,688 | 152 | 6,217 | 6,369 |

Changes from : Variations par rapport à la :

| | | | | | | | | | | | |
|------|------|---------|--------|--------|---------|--------|-------|-------|----|------|------|
| 1997 | D 24 | -24,000 | 11,508 | -2,477 | -14,969 | -1,305 | 3,761 | 2,456 | 46 | 344 | 390 |
| 1998 | D 16 | - | -504 | -48 | -552 | -241 | 70 | -171 | 79 | -500 | -421 |

| End of period En fin de période | | GOVERNMENT OF CANADA SECURITIES OUTSTANDING (Par Value) ENCOURS DES TITRES DU GOUVERNEMENT CANADIEN (Valeur nominale) | | | | Average of Wednesdays and Wednesday Moyenne mensuelle des mercredis ou données du mercredi | GOVERNMENT OF CANADA CANADIAN DOLLAR DEPOSITS DÉPÔTS EN DOLLARS CANADIENS DU GOUVERNEMENT CANADIEN | | | | |
|------------------------------------|-----|--|--|---|----------------|--|---|----------------|--|--------|--------|
| | | Millions of Canadian dollars En millions de dollars canadiens | | | | | Millions of dollars En millions de dollars | | | | |
| | | Held by Détenteurs | | | | | Held at Détenteurs | | | | |
| | | General Public Autres détenteurs | | | | | Bank of Canada Banque du Canada | | | | |
| | | Treasury bills Bons du Trésor | Marketable bonds and notes Obligations et billets négociables | Canada Savings Bonds and Other Retail Instruments Obligations d'épargne du Canada et autres titres de placements au détail | Total Total | | Direct clearers Adhérents | Total Total | Of which : term Dont : à terme fixe | | |
| | | B2477 | B2478 | B2408 | B2475 | | B54 | B2523 | | | |
| 1998 | A | 76,289 | 306,634 | 29,002 | 411,925 | 1998 | A | 8 | 10,207 | 10,216 | 10,044 |
| | S | 72,906 | 300,430 | 28,816 | 402,152 | | S | 10 | 8,350 | 8,360 | 8,020 |
| | O | 73,332 | 297,629 | 28,361 | 399,322 | | O | 10 | 4,520 | 4,530 | 4,069 |
| | N | 73,189 | 301,218 | 28,858 | 403,264 | | N | 8 | 4,406 | 4,415 | 3,931 |
| 1998 | N 4 | 73,712 | 295,117 | 29,117 | 397,946 | 1998 | N 4 | 9 | 2,345 | 2,354 | 1,650 |
| | 11 | 74,712 | 298,865 | 29,004 | 402,581 | | 11 | 10 | 4,789 | 4,799 | 4,450 |
| | 18 | 73,761 | 301,947 | 29,176 | 404,884 | | 18 | 9 | 5,727 | 5,736 | 5,700 |
| | 25 | 73,761 | 301,785 | 28,902 | 404,448 | | 25 | 6 | 4,764 | 4,770 | 3,925 |
| | D 2 | 75,870 | 302,009 | 28,791 | 406,670 | | D 2 | 7 | 3,151 | 3,158 | 3,125 |
| | 9 | 75,834 | 301,796 | 28,822 | 406,452 | | 9 | 11 | 3,438 | 3,449 | 3,300 |
| | 16 | 74,376 | 304,666 | 28,837 | 407,879 | | 16 | 16 | 7,735 | 7,751 | 7,250 |
| | 23 | 74,538 | 304,592 | 28,789 | 407,919 | | 23 | 9 | 5,409 | 5,418 | 5,250 |

Changes from : Variations par rapport à la :

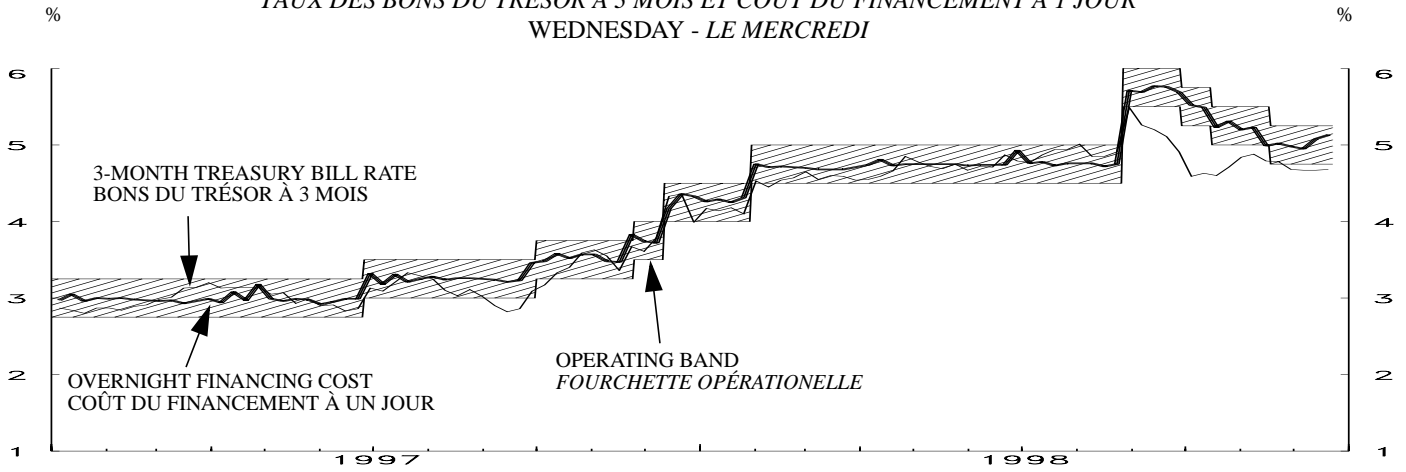
| | | | | | | | | | | | |
|------|------|---------|-------|--------|---------|------|------|----|--------|--------|--------|
| 1997 | D 24 | -22,741 | 7,402 | -2,477 | -17,815 | 1997 | D 24 | 5 | -5,866 | -5,861 | -5,475 |
| 1998 | D 16 | 162 | -74 | -48 | 40 | 1998 | D 16 | -6 | -2,326 | -2,332 | -2,000 |

(1) Includes securities denominated in foreign currency (excluding U.S. -pay "Canada Bills").
Comprend les titres libellés en monnaies étrangères (à l'exclusion des "bons du Canada" en dollars É.-U.).

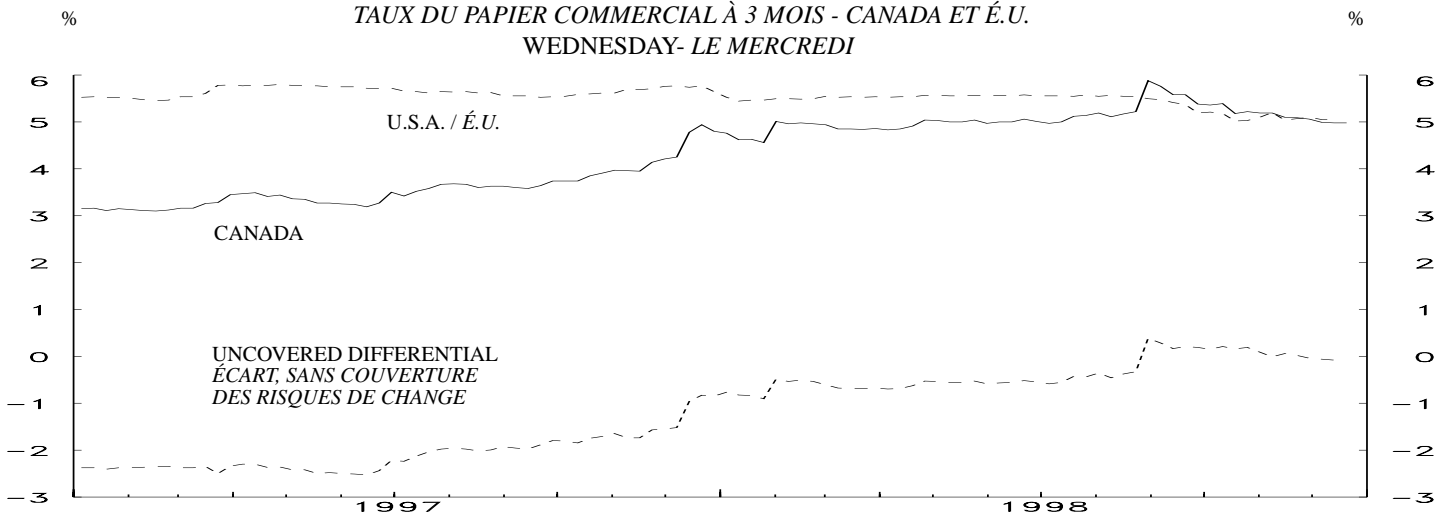
| Month Mois | NET NEW SECURITIES ISSUES PLACED IN CANADA AND ABROAD (Millions of Canadian dollars) <i>ÉMISSIONS NETTES DE TITRES PLACÉS AU CANADA ET À L'ÉTRANGER (En millions de dollars canadiens)</i> | | | | | | | | | | | BCR Table F4 RBC Tableau F4 |
|---------------|---|--|---|---------------------------------|--|---|---|--|--|--|----------|--|
| | Government of Canada bonds <i>Obligations du gouvernement canadien</i> | Provincial bonds <i>Obligations des provinces</i> | Municipal bonds <i>Obligations des municipalités</i> | Corporations <i>Sociétés</i> | Preferred and common stocks <i>Actions privilégiées ou ordinaires</i> | Other institutions and foreign debtors <i>Autres institutions et emprunteurs étrangers</i> | Total <i>Total</i> | Treasury bills and other short-term paper <i>Bons du Trésor et autre papier à court terme</i> | | | | Total net new issues <i>Ensemble des émissions nettes</i> |
| | | | | | | | Government of Canada treasury bills and U.S.-pay Canada bills <i>Bons du Trésor canadien, plus bons du Canada en dollars É.-U.</i> | Provincial governments and their enterprises, and municipal governments <i>Provinces, entreprises provinciales et municipalités</i> | Total commercial paper <i>Ensemble du papier commercial</i> | Canadian dollar bankers' acceptances <i>Acceptations bancaires en dollars canadiens</i> | | |
| | B3045(Q) | B3048(Q) | B3051(Q) | B3054(Q) | B3104(Q) | B3063(Q) | B3101(Q) | B3161(Q) | B3162(Q) | B3105(Q) | B3108(Q) | B3100(Q) |
| 1997 F | 3,135 | 893 | -76 | 2,472 | 934 | -19 | 7,339 | -2,526 | | 810 | -571 | |
| M | -2,306 | -432 | 109 | 3,519 | 1,725 | -11 | 2,604 | 8,317 | -2,154 | 359 | 1,234 | 24,006 |
| A | -450 | -3,023 | -273 | 2,962 | 1,291 | - | 507 | -4,664 | | 931 | 1,694 | |
| M | 2,614 | -763 | -123 | 1,109 | 1,619 | -10 | 4,446 | -5,844 | | 1,532 | 1,478 | |
| J | 6,783 | 4,258 | 217 | 4,096 | 825 | -12 | 16,167 | -4,793 | 3,933 | 1,410 | -656 | 16,143 |
| J | -4,681 | 2,488 | -61 | 2,950 | 1,361 | - | 2,057 | 133 | | 1,058 | 1,884 | |
| A | 3,441 | -1,277 | 175 | 2,575 | 1,545 | -7 | 6,452 | -3,710 | | 1,837 | 709 | |
| S | 358 | 2,777 | 31 | 2,889 | 1,237 | -8 | 7,284 | -2,482 | -2,069 | 2,131 | -1,364 | 13,918R |
| O | -3,091 | -2,258 | 257 | 3,099 | 2,902 | -7 | 902 | 4,802 | | 7,592 | 3,496 | |
| N | 3,876 | 665 | 167 | 2,117 | 3,203 | -5 | 10,023 | -3,221 | | 1,336 | -2,419 | |
| D | 5,945 | 804 | -266 | 2,782 | 1,311 | -12 | 10,564 | -7,274 | 354 | -1,632 | -862 | 23,660R |
| 1998 J | -405 | 1,297 | -19 | 639 | 264R | - | 1,776R | -1,470 | | 4,818 | 1,329 | |
| F | -559 | 1,172R | -22R | 3,530 | 1,522R | -30 | 5,613R | 2,858 | | 2,365 | 862 | |
| M | -1,636 | 657 | 92R | 694 | 1,608R | -52 | 1,363R | 3,486 | -1,312 | 1,796 | 297 | 23,782R |
| A | -515 | -743 | -82R | 6,030 | 1,483 | - | 6,173R | -5,035 | | 5,300 | 209 | |
| M | 3,045 | -1,459R | -73R | 5,096 | 1,880 | -4 | 8,485R | -9,402 | | 6,000 | 445 | |
| J | 6,889 | 2,818R | -262R | 4,617 | 2,220 | - | 16,282R | -4,427 | 4,457 | 914 | 701 | 30,099R |
| J | 377 | -678 | -98R | 1,468 | 1,750 | - | 2,819R | -2,933 | | 4,482 | 2,892 | |
| A | 2,272 | -307 | 17R | 1,630 | 331 | - | 3,943R | -857 | | -188 | 185 | |
| S | -7,432 | 349 | 127 | -29 | 10 | -6 | -6,981 | -1,512 | -813 | -1,203 | -1,239 | -1,405R |
| O | -2,687 | 1,828 | -335R | 1,153 | 459R | -12 | 406 | 444 | | -559 | 3,328 | |
| N | 4,667 | -3,031 | -473 | 1,666 | 995R | -4 | 3,820 | -692 | | 1,099 | 1,490E,R | |

| End of period En fin de période | CORPORATE SHORT-TERM PAPER OUTSTANDING <i>ENCOURS DES EFFETS À COURT TERME DES SOCIÉTÉS</i> | | | | | | | | | | | BCR Table F2 RBC Tableau F2 |
|------------------------------------|--|--|---|--|--|---|---|---|---------|--|---|--------------------------------|
| | Millions of Canadian dollars <i>En millions de dollars canadiens</i> | | | | | | | | | | | |
| | Commercial Paper <i>Papier commercial</i> | | | | Canadian dollar bankers' acceptances <i>Acceptations bancaires en dollars canadiens</i> | Total corporate short-term paper <i>Papier à court terme émis par les sociétés</i> | Treasury bills and other short-term paper <i>Bons du Trésor et autres effets à court terme</i> | | | Total treasury bills and other short-term paper <i>Ensemble des bons du Trésor et autres effets à court terme</i> | Commercial paper issued by Foreign Corporations <i>Papier commercial des sociétés étrangères</i> | |
| | Total | Of which: paper issued by non financial corporations <i>Dont: papier des sociétés non financières</i> | Of which: securitizations <i>Dont: titrisation</i> | Of which: U.S. dollars <i>Dont: dollars É.-U.</i> | | | Provincial governments and their enterprises <i>Provinces et entreprises provinciales</i> | Municipal governments <i>Municipalités</i> | | | | |
| | B15009 | B15020 | B15024 | B15025 | B15011 | B15014 | B15021 | B15022 | B15023 | B15026 | | |
| 1997 F | 52,483 | 20,087 | 10,192 | 7,393 | 34,979 | 87,462 | 15,384 | | | 449 | | |
| M | 52,842 | 18,653 | 11,078 | 8,248 | 36,213 | 89,055 | 13,479 | 581 | 103,114 | 585 | | |
| A | 53,773 | 19,330 | 11,874 | 7,146 | 37,907 | 91,680 | 16,824 | | | 569 | | |
| M | 55,305 | 19,112 | 12,663 | 7,557 | 39,385 | 94,690 | 18,511 | | | 551 | | |
| J | 56,715 | 19,472 | 13,968 | 7,754 | 38,729 | 95,444 | 17,717 | 276 | 113,437 | 462 | | |
| J | 57,773 | 20,592 | 14,835 | 8,351 | 40,613 | 98,386 | 15,428 | | | 463 | | |
| A | 59,610 | 21,878 | 15,131 | 9,045 | 41,322 | 100,932 | 15,341 | | | 405 | | |
| S | 61,741 | 21,086 | 15,927 | 9,035 | 39,958 | 101,699 | 15,573 | 351 | 117,624 | 509 | | |
| O | 69,333 | 23,136 | 20,199 | 11,605 | 43,454 | 112,787 | 16,852 | | | 384 | | |
| N | 70,669 | 22,798 | 21,441 | 10,739 | 41,035 | 111,704 | 16,788 | | | 592 | | |
| D | 69,037 | 20,787 | 22,373 | 10,730 | 40,173 | 109,210 | 15,938 | 340 | 125,489 | 623 | | |
| 1998 J | 73,855 | 23,276 | 23,331 | 13,080 | 41,502 | 115,357 | 14,666 | | | 330 | | |
| F | 76,220 | 23,654 | 24,319 | 12,309 | 42,364 | 118,584 | 14,710 | | | 270 | | |
| M | 78,016 | 24,405 | 25,481 | 12,140 | 42,661 | 120,677 | 14,487 | 480 | 135,644 | 240 | | |
| A | 83,316 | 26,481 | 27,935 | 12,648 | 42,870 | 126,186 | 15,556 | | | 376 | | |
| M | 89,316 | 27,105 | 33,320 | 13,869 | 43,315 | 132,631 | 18,352 | | | 399 | | |
| J | 90,230 | 24,569 | 34,402 | 13,909 | 44,016 | 134,246 | 19,173 | 250 | 153,670 | 531 | | |
| J | 94,712 | 27,399 | 36,268 | 15,793 | 46,908 | 141,620 | 18,719 | | | 619 | | |
| A | 94,524 | 27,301 | 35,911 | 16,537 | 47,093 | 141,617 | 17,852 | | | 728 | | |
| S | 93,321 | 24,813 | 36,699 | 14,641 | 45,854 | 139,175 | 18,403 | 207 | 157,785 | 662 | | |
| O | 92,762 | 23,071 | 38,904 | 14,585 | 49,182 | 141,944 | 18,961 | | | 652 | | |
| N | 93,861E | 23,215E | 39,000E | 13,392E | 50,672E,R | 144,533E,R | 18,771 | | | 867 | | |

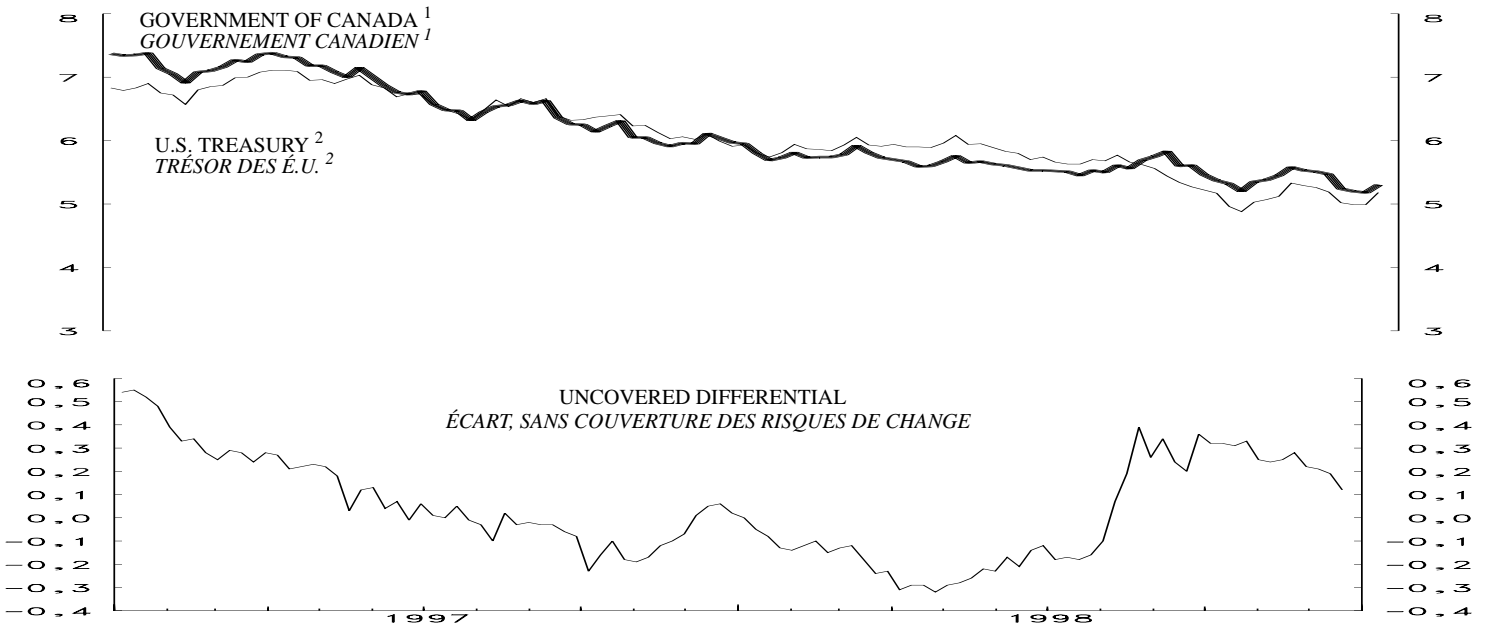
3-MONTH TREASURY BILL RATE AND OVERNIGHT FINANCING COST
 TAUX DES BONS DU TRÉSOR À 3 MOIS ET COÛT DU FINANCEMENT À 1 JOUR
 WEDNESDAY - LE MERCREDI



CANADA- U.S. 3-MONTH COMMERCIAL PAPER RATE
 TAUX DU PAPIER COMMERCIAL À 3 MOIS - CANADA ET É.U.
 WEDNESDAY- LE MERCREDI

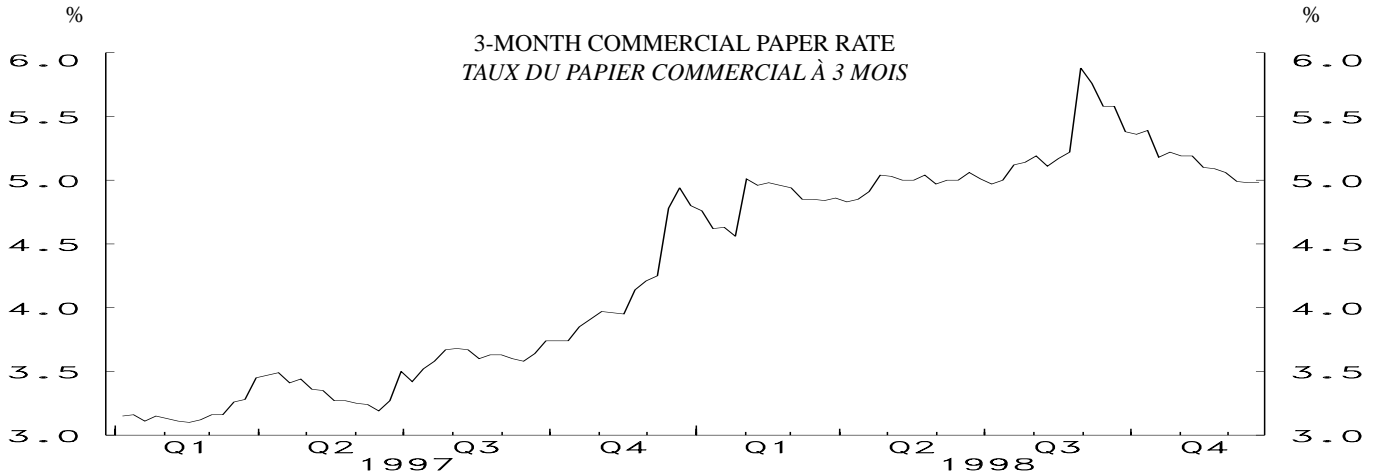


CANADA- U.S. GOVERNMENT LONG-TERM BOND YIELDS
 OBLIGATIONS À LONG TERME DES GOUVERNEMENTS CANADIEN ET AMÉRICAIN
 WEDNESDAY-LE MERCREDI



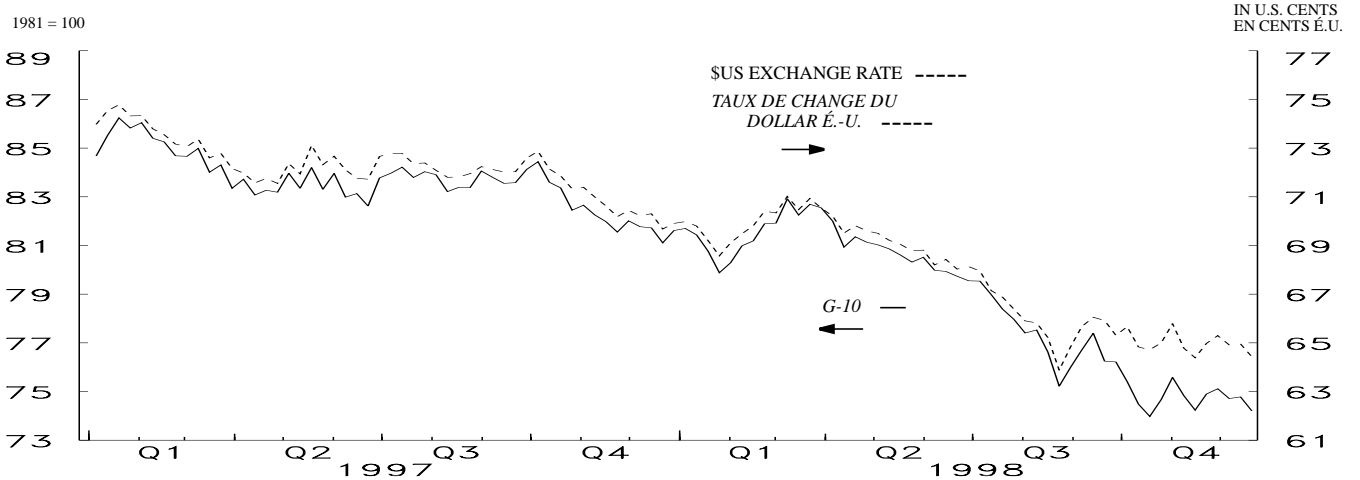
1. STARTING APRIL 30, 1997, 8% 01/06/2027./ À PARTIR DU 30 AVRIL 1997, 8% 01/06/2027.
 2. STARTING AUGUST 12, 1998, 5 1/2% 15/08/2028./ À PARTIR DU 12 AOÛT 1998, 5 1/2% 15/08/2028.

MONETARY CONDITIONS INDEX / *INDICE DES CONDITIONS MONÉTAIRES*
 WEDNESDAY / *LE MERCREDI*

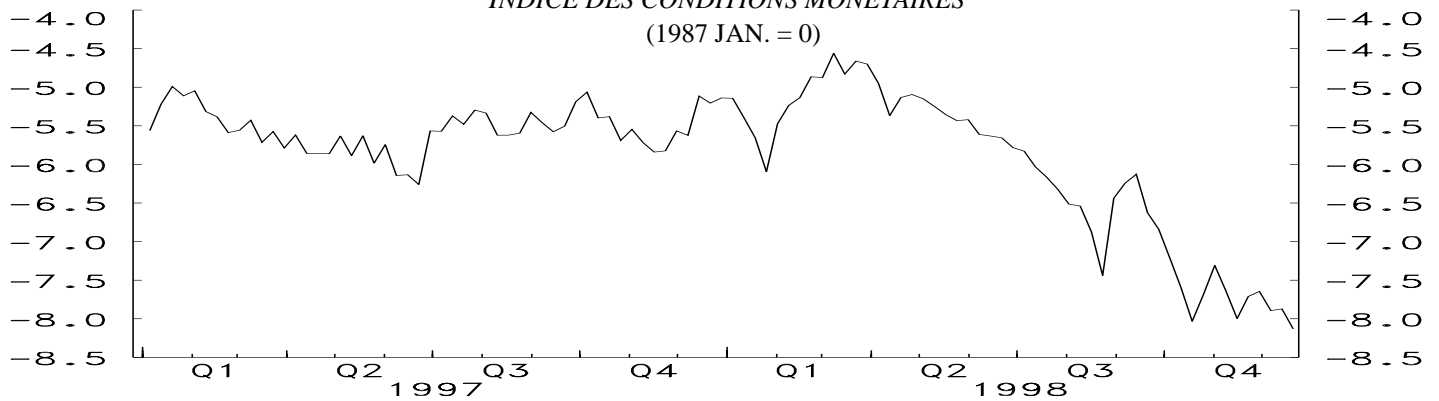


G-10 EXCHANGE RATE INDEX (WITH \$U.S. EXCHANGE RATE)

INDICE PONDÉRÉ DU TAUX DE CHANGE PAR RAPPORT AU G-10 (AVEC LE TAUX DE CHANGE DU DOLLAR É.-U.)



MONETARY CONDITIONS INDEX
INDICE DES CONDITIONS MONÉTAIRES
 (1987 JAN. = 0)

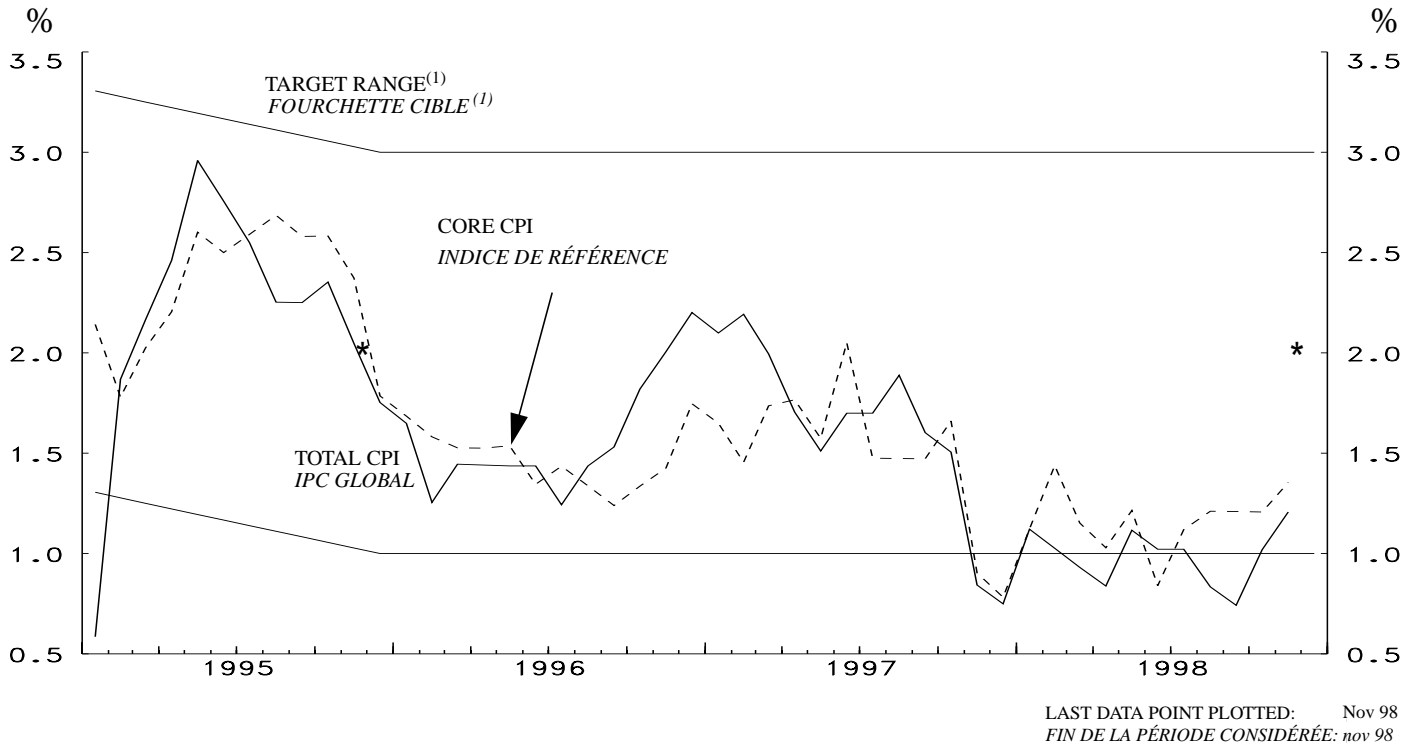


LAST DATA POINT PLOTTED: 23-Dec-98
 FIN DE LA PÉRIODE CONSIDÉRÉE: 23-déc-98

NOTE: THE MONETARY CONDITIONS INDEX IS A WEIGHTED SUM OF THE CHANGES IN THE 3-MONTH COMMERCIAL PAPER RATE AND THE G-10 TRADE-WEIGHTED EXCHANGE RATE FROM JANUARY 1987. THE INDEX IS CALCULATED AS THE CHANGE IN THE INTEREST RATE PLUS ONE-THIRD OF THE PERCENTAGE CHANGE IN THE EXCHANGE RATE. THE BANK DOES NOT TRY TO MAINTAIN A PRECISE MCI LEVEL IN THE SHORT RUN. SEE MONETARY POLICY REPORT, MAY 1995, P.14.

NOTE: L'INDICE DES CONDITIONS MONÉTAIRES EST UNE SOMME PONDÉRÉE DES VARIATIONS DU TAUX DU PAPIER COMMERCIAL À 3 MOIS ET DU TAUX DE CHANGE PONDÉRÉ EN FONCTION DES ÉCHANGES COMMERCIAUX AVEC LES AUTRES PAYS DU G-10 À PARTIR DE JANVIER 1987. ON OBTIENT CET INDICE EN ADDITIONNANT LA VARIATION DU TAUX D'INTÉRÊT ET LE TIERS DE LA VARIATION, ÉTABLIE EN POURCENTAGE, DU TAUX DE CHANGE. LA BANQUE NE S'EFFORCE PAS, AU JOUR LE JOUR, DE MAINTENIR L'ICM À UN NIVEAU PRÉCIS. VOIR LE RAPPORT SUR LA POLITIQUE MONÉTAIRE, MAI 1995, P.15.

CONSUMER PRICE INDEX
YEAR-OVER-YEAR PERCENTAGE CHANGE
INDICE DES PRIX À LA CONSOMMATION
TAUX DE VARIATION SUR DOUZE MOIS



* Inflation - control target / * Cibles de maîtrise de l'inflation

(1) Note: Although the targets are expressed in terms of the total CPI, the Bank of Canada bases its policy actions on a core measure of the CPI excluding food, energy, and the effects of indirect taxes.

Bien que les cibles soient exprimées en fonction de l'IPC global, la Banque du Canada utilise une indice de référence de l'inflation tendancielle, qui exclut les aliments, l'énergie et l'incidence des impôts indirects lorsque vient le moment de formuler sa politique monétaire.

| CONSUMER PRICE INDEX INDICE DES PRIX À LA CONSOMMATION | | | | | | | MONETARY CONDITIONS INDEX INDICE DES CONDITIONS MONÉTAIRES | | | | | | |
|---|--|---|--|------------------------------------|---|-------|---|---|---|---|---------|---------|-------|
| Month Mois | Total CPI IPC Global | | Percentage (y/y) (unadjusted) Taux de variation (a/a) (non désaisonnalisés) | | | | Wednesday le mercredi | 3-Month prime corporate paper rate Taux du papier commercial de premier choix à 3 mois | Canadian dollar index against G-10 currencies Indice du dollar canadien vis-à-vis des devises du G-10 | Monetary conditions index Indice des conditions monétaires | | | |
| | Unadjusted Données non désai- sonnalisées | Seasonally adjusted Données désaisonn- nalisées | Total CPI IPC Global | Core CPI Indice de référence | Alternative measures of trend inflation Autres mesures de l'inflation tendancielle CPIX IPCX | | | | | | B113858 | B113929 | |
| | P100000 | P119500 | | | CPIW IPCP | B3319 | | | | | | | |
| 1997 | A | 107.4 | 107.1 | 1.7 | 1.8 | 2.2 | 1.8 | 1998 | A | 26 | 5.22 | 75.22 | -7.44 |
| | M | 107.5 | 107.2 | 1.5 | 1.6 | 2.2 | 1.7 | | S | 2 | 5.88 | 75.99 | -6.44 |
| | J | 107.7 | 107.3 | 1.7 | 2.1 | 2.2 | 1.9 | | | 9 | 5.76 | 76.71 | -6.24 |
| | J | 107.7 | 107.3 | 1.7 | 1.5 | 1.9 | 1.7 | | | 16 | 5.58 | 77.40 | -6.13 |
| | A | 107.9 | 107.7 | 1.9 | 1.5 | 2.0 | 1.7 | | | 23 | 5.58 | 76.25 | -6.63 |
| | S | 107.8 | 107.7 | 1.6 | 1.5 | 1.7 | 1.5 | | | 30 | 5.38 | 76.22 | -6.84 |
| | O | 107.9 | 107.7 | 1.5 | 1.7 | 2.0 | 1.5 | | O | 7 | 5.36 | 75.41 | -7.21 |
| | N | 107.7 | 107.7 | 0.8 | 0.9 | 1.2 | 1.1 | | | 14 | 5.39 | 74.48 | -7.60 |
| | D | 107.6 | 107.7 | 0.7 | 0.8 | 1.3 | 1.1 | | | 21 | 5.18 | 73.98 | -8.03 |
| 1998 | J | 108.2 | 108.1 | 1.1 | 1.1 | 1.5 | 1.4 | | | 28 | 5.22 | 74.67 | -7.68 |
| | F | 108.3 | 108.0 | 1.0 | 1.4 | 1.7 | 1.4 | | N | 4 | 5.19 | 75.58 | -7.31 |
| | M | 108.4 | 108.1 | 0.9 | 1.2 | 1.5 | 1.3 | | | 11 | 5.19 | 74.83 | -7.64 |
| | A | 108.3 | 108.1 | 0.8 | 1.0 | 1.1 | 1.2 | | | 18 | 5.10 | 74.24 | -8.00 |
| | M | 108.7 | 108.4 | 1.1 | 1.2 | 1.3 | 1.3 | | | 25 | 5.09 | 74.90 | -7.71 |
| | J | 108.8 | 108.5 | 1.0 | 0.8 | 1.2 | 1.3 | | D | 2 | 5.06 | 75.11 | -7.65 |
| | J | 108.8 | 108.6 | 1.0 | 1.1 | 1.3 | 1.3 | | | 9 | 4.99 | 74.71 | -7.89 |
| | A | 108.8 | 108.6 | 0.8 | 1.2 | 1.2 | 1.3 | | | 16 | 4.98 | 74.78 | -7.87 |
| | S | 108.6 | 108.6 | 0.7 | 1.2 | 1.2 | 1.3 | | | 23 | 4.98 | 74.20 | -8.13 |
| | O | 109.0 | 108.8 | 1.0 | 1.2 | 1.2 | 1.3 | | | | | | |
| | N | 109.0 | 108.9 | 1.2 | 1.4 | 1.5 | 1.5 | | | | | | |

Core CPI: The CPI excluding food, energy and the effect of indirect taxes. / L'indice de référence est l'IPC hors alimentation, énergie et effet des impôts indirects.

CPIX: The CPI excluding the eight most volatile components (fruits, vegetables, gasoline, fuel oil, natural gas, mortgage interest, inter-city transportation and tobacco products) as well as the effect of indirect taxes on the remaining components. CANSIM identifier for this series (in level terms) is B3328. / L'IPCX exclut de l'IPC les huit composantes les plus volatiles (fruits, légumes, essence, mazout, gaz naturel, intérêts hypothécaires, transport interurbain et produits du tabac) ainsi que l'effet des impôts indirects sur les autres composantes. Le numéro d'identification de Cansim applicable à cette série (données exprimées en valeur absolue) est le B3328.

CPIW: In this measure, each component of the total CPI is multiplied by an additional weight that is inversely proportional to the component's volatility, so that the more volatile the component the less it influences the overall index. / Dans l'IPC, chacune des composantes de l'IPC global est multipliée par une pondération additionnelle qui est inversement proportionnelle à la variabilité de la composante, afin que les plus volatiles d'entre elles influencent moins l'évolution de l'indice global.