



Catalogue no.62-010 -XPB


Consumer prices and price indexes

January-March 1997

N°62-010 -XPB au catalogue

Prix à la consommation et indices des prix

Janvier-mars 1997



Statistics
Canada

Statistique
Canada

Canada

Data in many forms

Statistics Canada disseminates data in a variety of forms. In addition to publications, both standard and special tabulations are offered. Data are available on the Internet, compact disc, diskette, computer printouts, microfiche and microfilm, and magnetic tape. Maps and other geographic reference materials are available for some types of data. Direct online access to aggregated information is possible through CANSIM, Statistics Canada's machine-readable database and retrieval system.

How to obtain more information

Inquiries about this publication and related statistics or services should be directed to: Information and Current Analysis Unit, Prices Division, Statistics Canada, Ottawa, Ontario, K1A 0T6 (telephone: (613) 951-9606) or to the Statistics Canada Regional Reference Centre in:

| | | | |
|----------|----------------|-----------|----------------|
| Halifax | (902) 426-5331 | Regina | (306) 780-5405 |
| Montréal | (514) 283-5725 | Edmonton | (403) 495-3027 |
| Ottawa | (613) 951-8116 | Calgary | (403) 292-6717 |
| Toronto | (416) 973-6586 | Vancouver | (604) 666-3691 |
| Winnipeg | (204) 983-4020 | | |

You can also visit our World Wide Web site:
<http://www.statcan.ca>

Toll-free access is provided **for all users who reside outside the local dialling area** of any of the Regional Reference Centres.

| | |
|--|-----------------------|
| National enquiries line | 1 800 263-1136 |
| National telecommunications device for the hearing impaired | 1 800 363-7629 |
| Order-only line (Canada and United States) | 1 800 267-6677 |

Ordering/Subscription information

All prices exclude sales tax

Catalogue no. 62-010-XPB, is published monthly in a **paper version** for \$25.00 per issue or \$83.00 for four issues in Canada. Outside Canada the cost is US\$25.00 per issue and US\$83.00 for four issues.

Please send orders to Statistics Canada, Operations and Integration Division, Circulation Management, 120 Parkdale Avenue, Ottawa, Ontario, K1A 0T6 or by dialling **(613) 951-7277** or **1 800 700-1033**, by fax **(613) 951-1584** or **1 800 889-9734** or by Internet: order@statcan.ca. For change of address, please provide both old and new addresses. Statistics Canada publications may also be purchased from authorized agents, bookstores and local Statistics Canada offices.

Standards of service to the public

Statistics Canada is committed to serving its clients in a prompt, reliable and courteous manner and in the official language of their choice. To this end, the agency has developed standards of service which its employees observe in serving its clients. To obtain a copy of these service standards, please contact your nearest Statistics Canada Regional Reference Centre.

Des données sous plusieurs formes

Statistique Canada diffuse les données sous formes diverses. Outre les publications, des totalisations habituelles et spéciales sont offertes. Les données sont disponibles sur Internet, disque compact, disquette, imprimé d'ordinateur, microfiche et microfilm, et bande magnétique. Des cartes et d'autres documents de référence géographiques sont disponibles pour certaines sortes de données. L'accès direct à des données agrégées est possible par le truchement de CANSIM, la base de données ordinaire et le système d'extraction de Statistique Canada.

Comment obtenir d'autres renseignements

Toute demande de renseignements au sujet de la présente publication ou au sujet de statistiques ou de services connexes doit être adressée à : Sous-section de l'information et de l'analyse courante, Division des prix, Statistique Canada, Ottawa, Ontario, K1A 0T6 (téléphone : (613) 951-9606) ou à l'un des centres de consultation régionaux de Statistique Canada :

| | | | |
|----------|----------------|-----------|----------------|
| Halifax | (902) 426-5331 | Regina | (306) 780-5405 |
| Montréal | (514) 283-5725 | Edmonton | (403) 495-3027 |
| Ottawa | (613) 951-8116 | Calgary | (403) 292-6717 |
| Toronto | (416) 973-6586 | Vancouver | (604) 666-3691 |
| Winnipeg | (204) 983-4020 | | |

Vous pouvez également visiter notre site sur le Web :
<http://www.statcan.ca>

Un service d'appel interurbain sans frais est offert à **tous les utilisateurs qui habitent à l'extérieur des zones de communication locale** des centres de consultation régionaux.

| | |
|--|-----------------------|
| Service national de renseignements | 1 800 263-1136 |
| Service national d'appareils de télécommunications pour les malentendants | 1 800 363-7629 |
| Numéro pour commander seulement (Canada et États-Unis) | 1 800 267-6677 |

Renseignements sur les commandes et les abonnements

Les prix n'incluent pas la taxe de vente

Le produit n° 62-010-XPB au catalogue est publié mensuellement sur **version papier** au coût de 25 \$ le numéro ou 83 \$ pour quatre numéros au Canada. À l'extérieur du Canada, le coût est de 25 \$ US le numéro ou 83 \$ US pour quatre numéros.

Faites parvenir votre commande à Statistique Canada, Division des opérations et de l'intégration, Gestion de la circulation, 120, avenue Parkdale, Ottawa (Ontario), K1A 0T6 ou commandez par téléphone au **(613) 951-7277** ou au **1 800 700-1033**, par télécopieur au **(613) 951-1584** ou au **1 800 889-9734** ou par Internet : order@statcan.ca. Pour tout changement d'adresse, veuillez fournir votre ancienne et votre nouvelle adresse. Vous pouvez aussi vous procurer les publications de Statistique Canada auprès des agents autorisés, des librairies locales et des bureaux locaux de Statistique Canada.

Normes de service à la clientèle

Statistique Canada s'engage à fournir à ses clients des services rapides, fiables et courtois et dans la langue officielle de leur choix. À cet égard, notre organisme s'est doté de normes de service à la clientèle qui doivent être observées par les employés lorsqu'ils offrent des services à la clientèle. Pour obtenir une copie de ces normes de service, veuillez communiquer avec le centre de consultation régional de Statistique Canada le plus près de chez vous.



Statistics Canada
Prices Division
Consumer Prices Section

Consumer prices and price indexes

January-March 1997

Statistique Canada
Division des prix
Section des prix à la consommation

Prix à la consommation et indices des prix

Janvier-mars 1997

Published by authority of the Minister
responsible for Statistics Canada

© Minister of Industry, 1997

All rights reserved. No part of this publication may be reproduced, stored in a retrieval system or transmitted in any form or by any means, electronic, mechanical, photocopying, recording or otherwise without prior written permission from Licence Services, Marketing Division, Statistics Canada, Ottawa, Ontario, Canada K1A 0T6.

July 1997

Catalogue no. 62-010-XPB, Vol. 23, No. 1

Frequency: Quarterly

ISSN 0380-691X

Ottawa

Publication autorisée par le ministre
responsable de Statistique Canada

© Ministre de l'Industrie, 1997

Tous droits réservés. Il est interdit de reproduire ou de transmettre le contenu de la présente publication, sous quelque forme ou par quelque moyen que ce soit, enregistrement sur support magnétique, reproduction électronique, mécanique, photographique, ou autre, ou de l'emmagasiner dans un système de recouvrement, sans l'autorisation écrite préalable des Services de concession des droits de licence, Division du marketing, Statistique Canada, Ottawa, Ontario, Canada K1A 0T6.

Juillet 1997

N° 62-010-XPB au catalogue, vol. 23, n° 1

Périodicité: trimestrielle

ISSN 0380-691X

Ottawa

Note of appreciation

Canada owes the success of its statistical system to a long-standing co-operation involving Statistics Canada, the citizens of Canada, its businesses, governments and other institutions. Accurate and timely statistical information could not be produced without their continued co-operation and goodwill.

Note de reconnaissance

Le succès du système statistique du Canada repose sur un partenariat bien établi entre Statistique Canada et la population, les entreprises, les administrations canadiennes et les autres organismes. Sans cette collaboration et cette bonne volonté, il serait impossible de produire des statistiques précises et actuelles.

SYMBOLS

The following standard symbols are used in Statistics Canada publications:

- .. figures not available
- ... figures not appropriate or not applicable
- nil or zero
- amount too small to be expressed
- p preliminary figures
- r revised figures
- x confidential to meet secrecy requirements of the Statistics Act

NOTE ON CANSIM

Most of the data published in *The Consumer Price Index* (Catalogue 62-001) and *Consumer Prices and Price Indexes* (Catalogue 62-010) is also available in machine readable form through CANSIM (Canadian Socio-Economic Information Management System). In general, CANSIM provides a longer historical series. For further information on CANSIM call (613) 951-8200 or write to Electronic Data Marketing Division, Statistics Canada, R.H. Coats Building, Ottawa, K1A 0T6.

Additional Information and Related Publications

Detailed information on the methodology and concepts of the CPI is contained in *The Consumer Price Index Reference Paper, Updating Based on 1992 Expenditures*, (Occasional), Catalogue 62-553. Information regarding the Family Expenditure Surveys is contained in two volumes: *Family Food Expenditure in Canada, 1992*, Catalogue 62-554, and *Family Expenditure in Canada, 1992*, Catalogue 62-555.

Consumer Price Index series for Canada, the provinces, Whitehorse, Yellowknife and sixteen cities, in addition to other related price information are also available in *The Consumer Prices Indexes*, (Monthly), Catalogue 62-001. In addition, selected educational and promotional material is available. For these and further information, contact the Consumer Prices Section, Prices Division, Statistics Canada, Ottawa, Ontario K1A 0T6 (613-951-9606).

This publication was prepared under the direction of:

Louis Marc Ducharme, Director, Prices Division

Margaret Parlor, Chief, Consumer Prices Section

The paper used in this publication meets the minimum requirements of American National Standard for Information Sciences – Permanence of Paper for Printed Library Materials, ANSI Z39.48 – 1984.

**SIGNES CONVENTIONNELS**

Les signes conventionnels suivants sont employés uniformément dans les publications de Statistique Canada:

- .. nombres non disponibles
- ... n'ayant pas lieu de figurer
- néant ou zéro
- nombres infimes
- p nombres provisoires
- r nombres rectifiés
- x confidentiel en vertu des dispositions de la Loi sur la statistique relatives au secret

NOTE CONCERNANT CANSIM

La plupart des données publiées dans *L'indice des prix à la consommation* (n° 62-001 au catalogue) et *Prix à la consommation et indices des prix* (n° 62-010 au catalogue) peuvent être obtenues, sous forme lisible par machine, de CANSIM (Système canadien d'information socio-économique). Les séries historiques sont généralement plus longues dans CANSIM. Pour plus d'information sur CANSIM, signaler (613) 951-8200 ou écrire à Division du marketing, Statistique Canada, Immeuble R.H. Coats, Ottawa, K1A 0T6.

Renseignements supplémentaires et publications connexes

Les méthodes et les concepts de l'IPC sont décrits en détail dans le *Document de référence de l'indice des prix à la consommation, Mise à jour fondée sur les dépenses de 1992*, (hors série), n° 62-553 au catalogue. Des renseignements au sujet des enquêtes sur les dépenses des familles se retrouvent dans deux volumes distincts: *Dépenses alimentaires des familles au Canada, 1992*, n° 62-554 au catalogue; et *Dépenses des familles au Canada, 1992*, n° 62-555 au catalogue.

Des séries d'indices des prix à la consommation pour le Canada, les provinces, Whitehorse, Yellowknife et seize villes, ainsi que d'autres renseignements sur les prix sont publiés dans *L'indice des prix à la consommation*, (mensuel), n° 62-001 au catalogue. De plus, certains documents éducatifs et publicitaires sont disponibles. Pour plus de renseignements, communiquer avec la Section des prix à la consommation, Division des prix, Statistique Canada, Ottawa (Ontario) K1A 0T6 (613-951-9606).

Cette publication a été rédigée sous la direction de:

Louis Marc Ducharme, Directeur, Division des prix

Margaret Parlor, Chef, Section des prix à la consommation

Le papier utilisé dans la présente publication répond aux exigences minimales de l'American National Standard for Information Sciences – "Permanence of Paper for Printed Library Materials", ANSI Z39.48 – 1984.



TABLE OF CONTENTS

| | Page |
|--|------|
| Highlights - Consumer Price Behavior | 5 |
| Part I National Charts and Tables | 9 |
| Part II Tables by Province, Whitehorse and Yellowknife | 33 |
| Part III Tables by City | 97 |
| Part IV International Tables | 109 |
| Appendices | 113 |

Part I – National Charts and Tables

Tables

| | |
|---|----|
| 1 Consumer Price Index for Canada, All-items (Not Seasonally Adjusted), 1973-1997, 1986 = 100 | 11 |
| 2 Purchasing Power of the Consumer Dollar Expressed in Cents, Compared to 1986, 1988-1997 | 12 |
| 3 Consumer Price Indexes for Canada, Major Components, Sub-groups and Special Aggregates (Not Seasonally Adjusted), 1994-1997, 1986 = 100 | |
| Food | 13 |
| Shelter | 18 |
| Household operations and furnishings | 19 |
| Clothing and footwear | 21 |
| Transportation | 22 |
| Health and personal care | 24 |
| Recreation, education and reading | 25 |
| Alcoholic beverages and tobacco products | 27 |
| Goods and Services | 28 |
| Selected Special Aggregates | 28 |
| 4 Month-to-month Percentage Changes in the Unadjusted and Seasonally Adjusted Consumer Price Index and Current Annual Rate of Change (Based on Seasonally Adjusted Movement in the Latest Three Months Compounded at Annual Rates), 1995-1997, Canada | 30 |
| 5 Average Retail Prices, First Quarter 1997, Canada | 31 |

Charts

| | |
|---|----|
| 1 The Consumer Price Index (Not Seasonally Adjusted), Canada, 1986 = 100 | 9 |
| 2 Percentage change in the Consumer Price Index from the Same Month of the Previous Year (Not Seasonally Adjusted), Canada | 9 |
| 3 Percentage change in the Consumer Price Index and Major Components from the Same Month of the Previous Year (Not Seasonally Adjusted), Canada | 10 |

Part II – Tables by Province, Whitehorse and Yellowknife

| | |
|---|----|
| 6 Consumer Price Index, All-items (Not Seasonally Adjusted), Provinces, Whitehorse and Yellowknife, 1982-1997, 1986 = 100 | 34 |
|---|----|

TABLE DES MATIÈRES

| | Page |
|--|------|
| Faits saillants - Comportement des prix à la consommation | 5 |
| Partie I Graphiques et tableaux nationaux | 9 |
| Partie II Tableaux par province, Whitehorse et Yellowknife | 33 |
| Partie III Tableaux des villes | 97 |
| Partie IV Tableaux internationaux | 109 |
| Appendices | 113 |

Partie I – Graphiques et tableaux nationaux

Tableaux

| | |
|---|----|
| 1 Indice des prix à la consommation pour le Canada, ensemble (non désaisonné), 1973-1997, 1986 = 100 | 11 |
| 2 Pouvoir d'achat du dollar à la consommation (en cents), par rapport à 1986, 1988-1997 | 12 |
| 3 Indices des prix à la consommation, Canada, composantes principales, sous-groupes et agrégats spéciaux (non désaisonnés), 1994-1997, 1986 = 100 | |
| Aliments | 13 |
| Logement | 18 |
| Dépenses et équipement du ménage | 19 |
| Habillement et chaussures | 21 |
| Transports | 22 |
| Santé et soins personnels | 24 |
| Loisirs, formation et lecture | 25 |
| Boissons alcoolisées et produits du tabac | 27 |
| Biens et services | 28 |
| Certains agrégats spéciaux | 28 |
| 4 Taux de variation d'un mois à l'autre de l'indice des prix à la consommation non désaisonné et désaisonné et taux de variation courants (fondés sur les taux de variation composés des trois derniers mois aux taux annuels), 1995-1997, Canada | 30 |
| 5 Prix de détail moyens, Premier trimestre de 1997, Canada | 31 |

Graphiques

| | |
|--|----|
| 1 L'indice des prix à la consommation (non désaisonné), Canada, 1986 = 100 | 9 |
| 2 Taux de variation de l'indice des prix à la consommation par rapport au mois correspondant de l'année précédente (non désaisonné), Canada | 9 |
| 3 Taux de variation de l'indice des prix à la consommation et des composantes principales par rapport au mois correspondant de l'année précédente (non désaisonné), Canada | 10 |

Partie II – Tableaux par province, Whitehorse et Yellowknife

| | |
|---|----|
| 6 Indice des prix à la consommation, ensemble (non désaisonné), provinces, Whitehorse et Yellowknife, 1982-1997, 1986 = 100 | 34 |
|---|----|

TABLE OF CONTENTS - Concluded

| | Page |
|--|------|
| Part II – Tables by Province, Whitehorse and Yellowknife - Continued | |
| 7 Consumer Price Index, All-items (Not Seasonally Adjusted), Percentage Change from the Same Month of the Previous Year, Provinces, Whitehorse and Yellowknife, 1983-1997, 1986 = 100 | 35 |
| 8 The Consumer Price Index Major Components, Selected Sub-groups and Special Aggregates (Not Seasonally Adjusted), Provinces, Whitehorse and Yellowknife, 1994-1997, 1986 = 100 | |
| Newfoundland | 36 |
| Prince Edward Island | 41 |
| Nova Scotia | 46 |
| New Brunswick | 51 |
| Québec | 56 |
| Ontario | 61 |
| Manitoba | 66 |
| Saskatchewan | 71 |
| Alberta | 76 |
| British Columbia | 81 |
| Whitehorse | 86 |
| Yellowknife | 91 |
| Part III – Tables by City | |
| 9 Consumer Price Indexes, All-items, Shelter, Sub-groups, (Not Seasonally Adjusted), by City, 1993-1997, 1986 = 100 | 98 |
| 10 Inter-city Indexes of Retail Price Differentials, as of October 1996 for Selected Groups of Consumer Goods and Services, Combined City Average = 100 | 106 |
| 11 Average Retail Price for Gasoline and Fuel Oil, by City - Cents per Litre, 1997 | 108 |
| Part IV – International Tables | |
| 12 Consumer Price Index, Percentage Change from the Previous Month, Canada and United States (Not seasonally Adjusted), 1994-1997 | 110 |
| 13 Consumer Price Index, Percentage Change from the Same Month of the Previous Year, Canada and United States (Not seasonally Adjusted), 1987-1997 | 111 |
| 14 Consumer Price Index Movements (Not seasonally adjusted) in selected countries, 1988-1997 | 112 |
| 15 Selection of International Retail Price Comparisons | 112 |
| Appendices | |
| 1 The Consumer Price Index - Technical Notes | 113 |
| 2 Average Retail Prices | 116 |
| 3 Canadian Inter-City Retail Price Comparisons | 117 |
| 4 International Retail Price Comparisons | 119 |

TABLE DES MATIÈRES - fin

| | Page |
|---|------|
| Partie II – Tableaux par province, Whitehorse et Yellowknife - suite | |
| 7 Indice des prix à la consommation, ensemble (non désaisonnalisé), taux de variation par rapport au mois correspondant de l'année précédente, provinces, Whitehorse et Yellowknife, 1983-1997, 1986 = 100 | 35 |
| 8 Indices des prix à la consommation, composantes principales, sous-groupes et agrégats spéciaux (non désaisonnalisés), provinces, Whitehorse et Yellowknife, 1994-1997, 1986 = 100 | |
| Terre-Neuve | 36 |
| Île-du-Prince-Édouard | 41 |
| Nouvelle-Écosse | 46 |
| Nouveau-Brunswick | 51 |
| Québec | 56 |
| Ontario | 61 |
| Manitoba | 66 |
| Saskatchewan | 71 |
| Alberta | 76 |
| Colombie-Britannique | 81 |
| Whitehorse | 86 |
| Yellowknife | 91 |
| Partie III – Tableaux des villes | |
| 9 Indice des prix à la consommation, ensemble, logement, sous-groupes (non désaisonnalisé), par ville, 1993-1997, 1986 = 100 | 98 |
| 10 Indices comparatifs des prix de détail par ville, octobre 1996, pour certains groupes de biens et services à la consommation, moyenne des villes combinées = 100 | 106 |
| 11 Prix de détail moyens, essence et mazout, par ville - cents par litre, 1997 | 108 |
| Partie IV – Tableaux internationaux | |
| 12 Indice des prix à la consommation, taux de variation par rapport au mois correspondant de l'année précédente, Canada et États-Unis (non désaisonnalisé), 1994-1997 | 110 |
| 13 Indice des prix à la consommation, taux de variation par rapport au mois précédent, Canada et États-Unis (non désaisonnalisé), 1987-1997 | 111 |
| 14 Mouvements (non désaisonnalisés) des indices de prix à la consommation dans certains pays industrialisés, 1988-1997 | 112 |
| 15 Comparaisons de prix de détails à l'échelle internationale | 112 |
| Appendices | |
| 1 L'indice des prix à la consommation - notes techniques | 113 |
| 2 Prix de détails moyens | 116 |
| 3 Comparaisons entre les prix détail dans différentes villes du Canada | 117 |
| 4 Comparaisons internationales des prix de détail | 119 |

Highlights

Consumer Price Behaviour

First Quarter, 1997

Trends in Consumer Price Movements

The Consumer Price Index (CPI) rose by 0.6% between December 1996 and March 1997 (first quarter 1997). This increase was similar to the 0.7% rise in the fourth quarter 1996. The unadjusted monthly increases in the three months of the first quarter were 0.2%, 0.1% and 0.2%.

In seasonally adjusted terms, the CPI rose by 0.3% in the first quarter 1997. This represented a major moderation compared to the 0.9% advance noted in the last quarter of 1996. A seasonally adjusted monthly increase of 0.1% was recorded in each of the three months making up the latest quarter.

There was a noticeable strengthening of annual inflation rates as measured by the CPI (compared to the same month of the previous year) in the last quarter of 1996. The average annual change for each of the first three quarters of 1996 was 1.4%. Average annual changes jumped to 2.0% in the fourth quarter of 1996 and 2.1% in the first quarter 1997.

Contributions of major components (not seasonally adjusted)

In the first quarter of 1997, consumers were confronted with above average price increases for clothing and footwear (2.5%), household operations and furnishings (1.4%), food (0.7%) and recreation, education and reading (1.0%). The overall increase in the CPI was moderated by a drop in Transportation charges (-0.2%).

Prices of clothing advanced by 3.1% in the first quarter while those of footwear rose by a much slower 0.9%. After registering declines in November and December, clothing prices posted increases in each month of the first quarter. Prices of women's and men's clothing advanced by 3.8% and 3.3% respectively accounting for most of the upward thrust in clothing prices. Other less important price increases came from clothing accessories and footwear. At the same time, the price of children's clothing fell by 1.4%.

The rise in charges related to household operations and furnishings was due, to a large extent, to advances in local telephone rates. In most provinces, local service charges rose by \$2.00 per month, the second of three annual increases approved by the federal government. Additional price increases came into effect mostly for rural telephone subscribers in Ontario and Québec. Less noticeable price increases were also observed for horticultural goods, household tools, and child care services.

Food prices rose by an additional 0.7% in the first quarter following a much larger increase of 1.1% in the fourth quarter of 1996. A large part of the rise in prices of food purchased from grocery stores came from a 16.0% jump in the prices of fresh vegetables. This increase was mostly attributable to cold weather conditions affecting the growing areas of southern United States and Mexico in late December and early January causing damage to the tomato, lettuce and celery crops. Higher prices were also observed for dairy products, soft drinks and turkey. At the same time, prices of fresh fruit, chicken and eggs fell in the first quarter.

Faits saillants

Comportement des prix à la consommation

Premier trimestre de 1997

Tendances des mouvements des prix à la consommation

L'indice des prix à la consommation (IPC) a avancé de 0,6% entre décembre 1996 et mars 1997 (premier trimestre de 1997). Cette augmentation correspondait à la progression de 0,7% du quatrième trimestre de 1996. Les hausses mensuelles brutes des trois premiers mois du premier trimestre ont été de 0,2%, de 0,1% et de 0,2%.

En chiffres désaisonnalisés, l'IPC a monté de 0,3% au premier trimestre de 1997. Cela représentait un ralentissement considérable par rapport au taux de 0,9% du quatrième trimestre de 1996. Une augmentation désaisonnalisée de 0,1% a été enregistrée pour chacun des trois mois du dernier trimestre.

On observe un raffermissement sensible des taux d'inflation annuels tel que mesurés par l'IPC (par rapport au même mois de l'année précédente) au dernier trimestre de 1996. La variation annuelle moyenne pour chacun des trois premiers trimestres de 1996 a été de 1,4%. Les variations annuelles de l'IPC ont bondi à 2,0% au quatrième trimestre de 1996 et à 2,1% au premier trimestre de 1997.

Contributions de grandes composantes (non désaisonnalisées)

Au premier trimestre de 1997, les consommateurs ont été confrontés à des hausses de prix supérieures à la moyenne pour l'habillement et les chaussures (2,5%), les dépenses et l'équipement du ménage (1,4%), les aliments (0,7%) et les loisirs, la formation et la lecture (1,0%). L'augmentation d'ensemble de l'IPC a été tempérée par une chute des frais de transport (-0,2%).

Les prix de l'habillement ont monté de 3,1% au premier trimestre, tandis que ceux des chaussures ont avancé beaucoup plus lentement (0,9%). Après avoir accusé des replis en novembre et décembre, les prix de l'habillement ont affiché des hausses au cours de chaque mois du premier trimestre. Les prix des vêtements pour femmes et pour hommes ont avancé de 3,8% et 3,3%, respectivement, et expliqué le plus clair de la progression des prix de l'habillement. Il y a eu d'autres augmentations moins importantes dans le cas des accessoires vestimentaires et des chaussures. En même temps, le prix des vêtements pour enfants a subi un recul de 1,4%.

La progression des frais liés aux dépenses et à l'équipement du ménage était dans une large mesure le fait des augmentations des tarifs du service téléphonique local. Dans la plupart des provinces, les tarifs du service local ont augmenté de 2 \$ par mois, ce qui représente la deuxième augmentation des trois augmentations annuelles approuvées par le gouvernement fédéral. D'autres hausses de prix sont entrées en vigueur, surtout pour les abonnés ruraux de l'Ontario et du Québec. On a aussi observé des hausses de prix moins nettes pour les produits horticoles, les outils domestiques et les services de garderie.

Les prix des aliments ont monté de 0,7% au premier trimestre, après une augmentation nettement supérieure de 1,1% au quatrième trimestre de 1996. Une bonne part de la hausse des prix des aliments achetés à l'épicerie est le fait d'un bond de 16,0% des prix des légumes frais. Cette augmentation était surtout attribuable au temps froid qui a sévi dans les régions productrices du Sud des États-Unis et du Mexique à la fin de décembre et au début de janvier et qui a endommagé les cultures de tomates, de laitue et de céleri. On a aussi observé une augmentation des prix pour les produits laitiers, les boissons gazeuses et le dindon. En même temps, les prix des fruits frais, du poulet et des œufs ont chuté au premier trimestre.

The 1.0% advance in the Recreation, Education and Reading index was due mainly to increased charges for travel services and cablevision. February and March represent the most active months for travel tour operators. Quotations on travel tour packages rose by a sharp 7.7% in the first quarter. Some part of this was associated with fuel surcharges which consumers were required to pick up. Traveller accommodation rates usually rise in February as this month is associated with winter carnival activities. Cablevision charges climbed by 4.5% as many companies introduced new rates in the early part of the year.

Shelter charges rose 0.2% in response to higher prices of natural gas, traceable in part to unexpected increases in demand in Western Canada and in many parts of North America. Homeowners benefited, to some extent, by further declines in mortgage interest costs, but experienced increases in house insurance premiums, new house prices and maintenance and repair charges. Tenants faced a small rise in rental accommodation charges.

Increases in the prices of alcoholic beverages and tobacco products and of health and personal care made smaller contributions to the advance in the All-items index.

Transporting charges fell by 0.2% exerting a small downward pull on the All-items index. Prices of new vehicles fell as manufacturer rebates on some models increased. Air fares were 2.2% lower in March 1997 than in December 1996.

Special aggregates

The increase in the Goods index slowed down to 0.7% in the first quarter following an advance of 1.2% in the previous quarter. A large proportion of the increase in the first quarter came from a rise of 0.8% in the prices of non-durables. The price of semi-durables rose by 2.1% but its impact was much smaller. A drop of 0.2% in the price of durables had a small moderating impact on the latest rise in the Goods index.

The Services index moved up by 0.4% in the first quarter from a smaller 0.2% rise in the fourth quarter. Increased prices for local telephone and recreational services were the main contributors to the latest change.

The Energy index increased by 0.8% in the first quarter. The latest increase was overwhelmingly due to an 8.4% advance in piped gas rates. This was supported by a 0.1% rise in gasoline prices, no change in electricity charges and a decline of 0.4% in fuel oil prices. The advance in energy prices this quarter was much less than the advance of 2.5% in the previous quarter. Much of this deceleration was traceable to a smaller rise in gasoline prices this quarter compared to the previous quarter.

The All-items excluding Food and Energy index increased by 0.6% compared to 0.4% in the previous quarter. The Food and Energy index rose by 0.8% in the first quarter, less than the 1.6% rise in the fourth quarter of 1996.

Provincial CPIs

Increases in the All-items indexes of provinces ranged from a low of no change in Saskatchewan to a high of 1.7% in Newfoundland. Prince Edward Island and Alberta each registered significant above average rates of inflation in the first quarter. At the same time below average rates were posted by Nova Scotia and Ontario.

L'avance de 1,0% de l'indice des loisirs, de la formation et de la lecture était surtout attribuable à l'augmentation des frais pour les services de voyage et de câblodistribution. Février et mars sont les mois d'activité les plus intenses pour les voyageurs. Les prix des voyages organisés ont subi une vive augmentation de 7,7% au premier trimestre. L'augmentation est en partie imputable à des surcharges pour le carburant que les consommateurs ont dû assumer. Les tarifs de l'hébergement pour voyageurs augmentent habituellement en février car ce mois est associé aux activités carnavalesques d'hiver. Les frais de câblodistribution ont monté de 4,5%, un grand nombre de sociétés ayant institué de nouveaux tarifs au début de l'année.

Les frais de logement ont augmenté de 0,2% sous l'effet de l'accroissement des prix du gaz naturel, qui est attribuable, en partie, à des hausses inattendues de la demande dans l'Ouest canadien et dans plusieurs parties de l'Amérique du Nord. Les propriétaires ont profité, dans une certaine mesure, de nouveaux replis des coûts d'intérêt hypothécaire, mais subi des augmentations des primes d'assurance d'habitation, des prix des maisons neuves et des frais d'entretien et de réparations. Les locataires ont essuyé une légère hausse des frais de logement en location.

Les augmentations des prix des boissons alcoolisées et des produits du tabac ainsi que des frais de santé et des soins personnels ont représenté des contributions relativement plus faibles à la progression de l'indice d'ensemble.

Les frais de transport ont fléchi de 0,2%, exerçant un léger effet de ralentissement sur l'indice d'ensemble. Les prix des véhicules neufs ont baissé, à la faveur de l'augmentation des remises des fabricants sur certains modèles. Les tarifs aériens ont été de 2,2% plus bas en mars 1997 qu'en décembre 1996.

Agrégats spéciaux

L'augmentation de l'indice des biens a ralenti à 0,7% au premier trimestre, après avoir été de 1,2% au trimestre précédent. Une forte proportion de l'augmentation au premier trimestre est venue d'une hausse de 0,8% des prix des biens non durables. Le prix des biens semi-durables s'est accru de 2,1%, mais ses incidences ont été beaucoup moindres. Un recul de 0,2% du prix des biens durables a eu un léger effet de ralentissement sur la dernière progression de l'indice des biens.

L'indice des services a monté de 0,4% au premier trimestre à comparer à une hausse plus restreinte de 0,2% au quatrième trimestre. L'augmentation de prix des services téléphoniques locaux et des services de loisirs a été le principal facteur de la dernière variation.

L'indice de l'énergie a progressé de 0,8% au premier trimestre. La dernière augmentation a été dans une très large mesure le fait d'une progression de 8,4% des tarifs du gaz. Cela a été renforcé par une hausse de 0,1% des prix de l'essence, l'absence de variation des tarifs d'électricité et un recul de 0,4% des prix du mazout. La progression des prix de l'énergie ce trimestre a été beaucoup moins que le taux de 2,5% du trimestre précédent. Une bonne part de ce ralentissement pouvait être rattachée à la hausse plus faible des prix de l'essence ce trimestre à comparer au trimestre précédent.

L'indice d'ensemble sans les aliments et l'énergie a augmenté de 0,6% comparativement à une hausse de 0,4% au cours du trimestre précédent. L'indice des aliments et de l'énergie a avancé de 0,8% au premier trimestre, ce qui est moins que la progression de 1,6% du quatrième trimestre de 1996.

IPC des provinces

Les augmentations des indices d'ensemble des provinces se sont échelonnées entre une variation nulle en Saskatchewan et 1,7% à Terre-Neuve. L'Île-du-Prince-Édouard et l'Alberta ont chacune affiché des taux d'inflation nettement supérieurs à la moyenne au premier trimestre. En même temps, on a observé des taux inférieurs à la moyenne en Nouvelle-Écosse et en Ontario.

TEXTTABLE - 1

**Consumer Price Indexes for Canada,
Major Components and Selected Special Aggregates
(Not Seasonally Adjusted), 1986 = 100**

TABLEAU EXPLICATIF - 1

**Indices des prix à la consommation pour le Canada,
composantes principales et certains agrégats spéciaux
(non désaisonnalisés), 1986 = 100**

| | January 1997 | | | February 1997 | | | March 1997 | | |
|--|--------------|--|-----------------|---------------|--|------------------|------------|--|--------------|
| | Janvier 1997 | | | Février 1997 | | | Mars 1997 | | |
| | Indexes | % change from Variation en % contre | | Indexes | % change from Variation en % contre | | Indexes | % change from Variation en % contre | |
| December 1996 | | January 1996 | January 1997 | | February 1996 | February 1997 | | March 1996 | |
| Composantes principales et agrégats spéciaux | Indices | Décembre 1996 | Janvier 1996 | Indices | Janvier 1997 | Février 1996 | Indices | Février 1997 | Mars 1996 |
| All items – Ensemble | 137.1 | 0.2 | 2.2 | 137.3 | 0.1 | 2.2 | 137.6 | 0.2 | 2.0 |
| Food – Aliments | 129.5 | 0.5 | 2.2 | 129.8 | 0.2 | 2.4 | 129.8 | 0.0 | 2.1 |
| Shelter – Logement | 134.8 | 0.2 | 0.4 | 134.7 | -0.1 | 0.3 | 134.8 | 0.1 | 0.4 |
| Household operations and furnishings – Dépenses et équipement du ménage | 125.5 | 1.0 | 1.9 | 125.5 | 0.0 | 1.6 | 125.9 | 0.3 | 1.5 |
| Clothing and footwear – Habillement et chaussures | 130.2 | 0.2 | 0.1 | 131.6 | 1.1 | -0.3 | 133.2 | 1.2 | 0.4 |
| Transportation – Transports | 148.1 | -0.1 | 5.4 | 147.9 | -0.1 | 5.3 | 148.0 | 0.1 | 4.4 |
| Health and personal care – Santé et soins personnels | 137.6 | 0.2 | 1.3 | 138.1 | 0.4 | 1.5 | 138.2 | 0.1 | 1.6 |
| Recreation, reading and education – Loisirs, formation et lecture | 146.2 | -0.3 | 3.0 | 147.2 | 0.7 | 3.0 | 148.1 | 0.6 | 3.1 |
| Alcoholic beverages and tobacco products – Boissons alcoolisées et produits du tabac | 149.3 | 0.3 | 3.0 | 149.9 | 0.4 | 3.2 | 150.0 | 0.1 | 3.2 |
| Reclassified by goods and services – Reclassé par biens et services | | | | | | | | | |
| Goods – Biens | 130.6 | 0.2 | 2.6 | 131.1 | 0.4 | 2.7 | 131.2 | 0.1 | 2.3 |
| Durable goods - Biens durables | 128.1 | -0.2 | 1.4 | 128.1 | 0.0 | 1.3 | 128.1 | 0.0 | 1.4 |
| Semi-durable goods - Biens semi-durables | 133.0 | 0.0 | 1.4 | 134.1 | 0.8 | 0.8 | 135.8 | 1.3 | 1.3 |
| Non-durable goods - Biens non durables | 131.2 | 0.6 | 3.5 | 131.8 | 0.5 | 3.9 | 131.5 | -0.2 | 3.0 |
| Services | 145.1 | 0.1 | 1.8 | 145.0 | -0.1 | 1.6 | 145.5 | 0.3 | 1.7 |
| Services excluding shelter services – Services sans les services de logement | 155.2 | 0.3 | 3.7 | 155.2 | 0.0 | 3.4 | 156.2 | 0.6 | 3.6 |
| Selected special aggregates – Certains agrégats spéciaux | | | | | | | | | |
| All-items excluding food – Ensemble sans les aliments | 138.8 | 0.1 | 2.2 | 139.0 | 0.1 | 2.1 | 139.4 | 0.3 | 2.0 |
| All-items excluding food and energy – Ensemble sans les aliments et l'énergie | 139.2 | 0.1 | 1.8 | 139.3 | 0.1 | 1.5 | 139.9 | 0.4 | 1.7 |
| Food and energy – Aliments et énergie | 131.1 | 0.5 | 3.4 | 131.6 | 0.4 | 3.8 | 131.4 | -0.2 | 3.0 |
| All-items excluding energy – Ensemble sans l'énergie | 137.3 | 0.1 | 1.9 | 137.5 | 0.1 | 1.8 | 137.9 | 0.3 | 1.8 |
| Energy – Énergie | 135.1 | 0.7 | 6.2 | 136.0 | 0.7 | 7.2 | 135.2 | -0.6 | 4.7 |
| All-items excluding shelter – Ensemble sans le logement | 138.0 | 0.2 | 2.9 | 138.3 | 0.2 | 2.9 | 138.7 | 0.3 | 2.7 |

TEXTTABLE 2**Percent Change in All-items Consumer Price Indexes by Province (Not Seasonally Adjusted)****TABLEAU EXPLICATIF 2****Taux de variation de l'indice des prix à la consommation d'ensemble, par province (non désaisonné)**

| | Percentage changes | |
|--|--------------------------|-----------------------------|
| | Taux de variation | |
| | March 1996 to March 1997 | December 1996 to March 1997 |
| | Mars 1996 à mars 1997 | Décembre 1996 à mars 1997 |
| Canada | 2.0 | 0.6 |
| Newfoundland – Terre-Neuve | 3.5 | 1.7 |
| Prince Edward Island – Île-du-Prince-Édouard | 2.3 | 1.3 |
| Nova Scotia – Nouvelle-Écosse | 3.2 | 0.4 |
| New Brunswick – Nouveau-Brunswick | 2.5 | 0.7 |
| Québec | 1.7 | 0.7 |
| Ontario | 2.3 | 0.4 |
| Manitoba | 2.9 | 0.6 |
| Saskatchewan | 2.1 | 0.0 |
| Alberta | 2.6 | 1.1 |
| British Columbia – Colombie-Britannique | 0.9 | 0.6 |
| Whitehorse | 2.9 | 0.7 |
| Yellowknife | 0.2 | -0.6 |

The Consumer Price Index

L'indice des prix à la consommation

Part I

Partie I

National Charts and Tables

Graphiques et tableaux nationaux

CHART - 1

The Consumer Price Index
(Not Seasonally Adjusted), Canada, 1986=100

GRAPHIQUE - 1

L'indice des prix à la consommation
(non désaisonné),
Canada, 1986=100

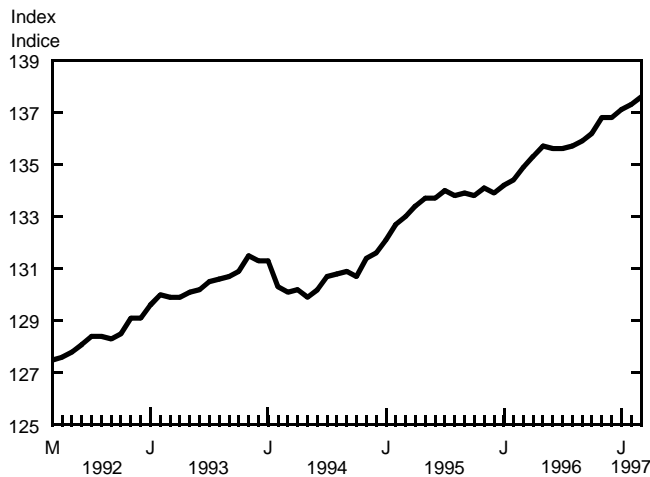


CHART - 2

Percentage Change in the Consumer Price Index (Not Seasonally
Adjusted), from the Same Month of the Previous Year, Canada

GRAPHIQUE - 2

Taux de variation de l'indice des prix à la consommation
(non désaisonné), par rapport au mois correspondant
de l'année précédente, Canada

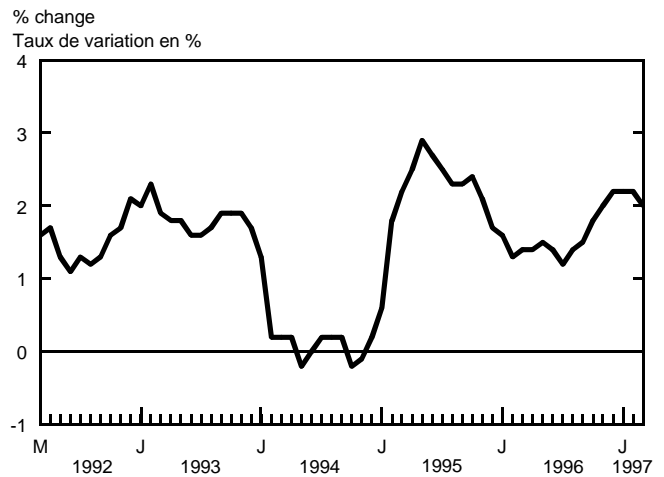


CHART - 3

Percentage Change in the Consumer Price Index and Major Components from the Same Month of the Previous Year (Not Seasonally Adjusted), Canada

GRAPHIQUE - 3

Taux de variation de l'indice des prix à la consommation et des composantes principales (non désaisonnalisés) par rapport au mois correspondant de l'année précédente, Canada

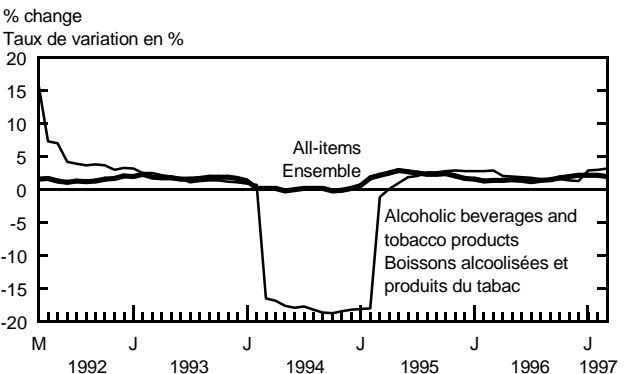
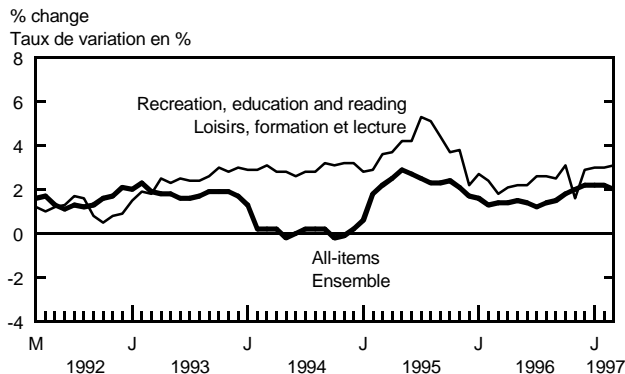
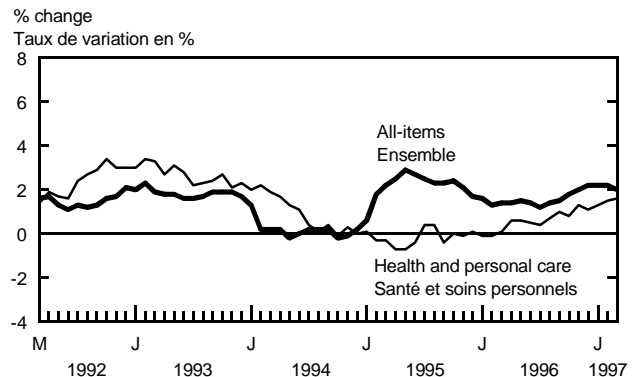
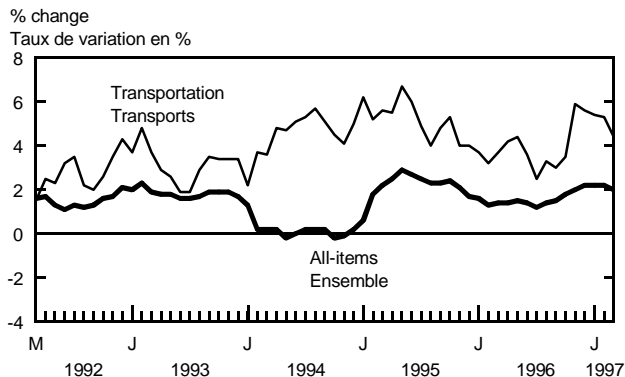
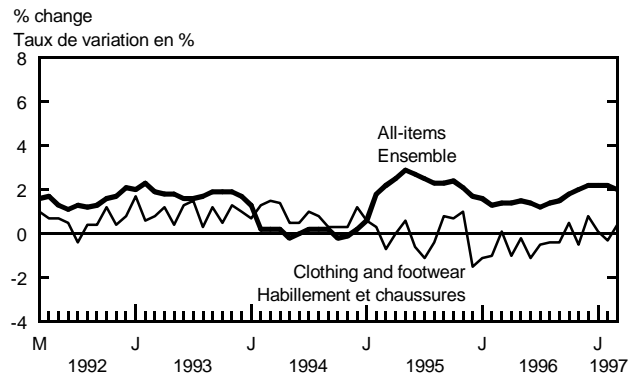
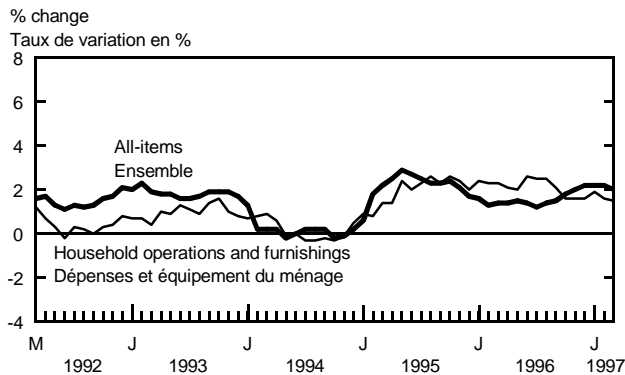
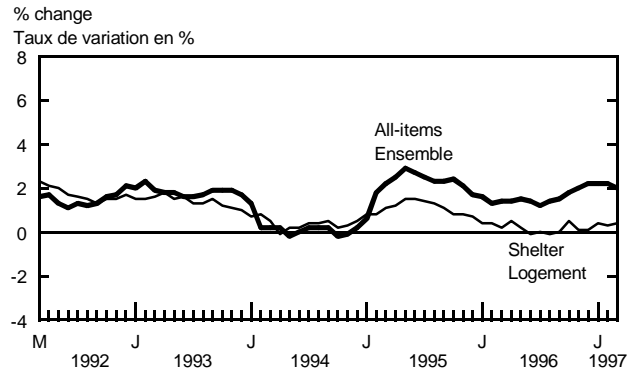
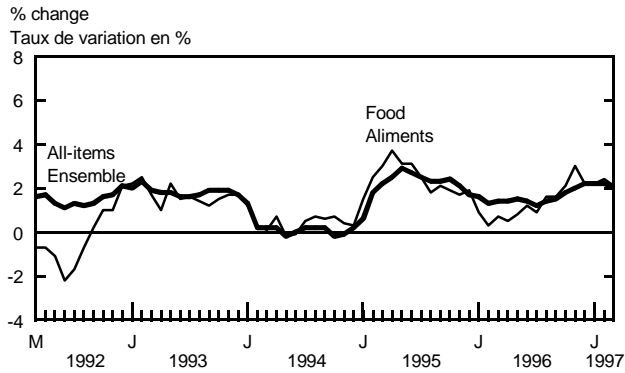


TABLE - 1

**Consumer Price Index for Canada,
All-items¹ (Not Seasonally Adjusted),
1973-1997, 1986 = 100**

TABLEAU - 1

**Indice des prix à la consommation pour
le Canada ensemble¹ (non-désaisonné),
1973-1997, 1986 = 100**

| | Jan. | Feb. | March | April | May | June | July | Aug. | Sept. | Oct. | Nov. | Dec. | Annual average |
|---|-------|-------|-------|-------|-------|-------|---------|-------|-------|-------|-------|-------|------------------|
| | Jan. | Fév. | Mars | Avril | Mai | Juin | Juillet | Août | Sept. | Oct. | Nov. | Déc. | Moyenne annuelle |
| 1973 | 34.5 | 34.7 | 34.8 | 35.2 | 35.4 | 35.8 | 36.1 | 36.6 | 36.8 | 36.9 | 37.2 | 37.4 | 36.0 |
| 1974 | 37.7 | 38.1 | 38.4 | 38.7 | 39.4 | 39.9 | 40.1 | 40.6 | 40.8 | 41.2 | 41.6 | 42.0 | 39.9 |
| 1975 | 42.2 | 42.5 | 42.7 | 43.0 | 43.4 | 44.0 | 44.6 | 45.0 | 45.1 | 45.5 | 45.9 | 46.0 | 44.2 |
| 1976 | 46.2 | 46.5 | 46.6 | 46.8 | 47.2 | 47.4 | 47.6 | 47.8 | 48.0 | 48.3 | 48.5 | 48.7 | 47.5 |
| 1977 | 49.1 | 49.5 | 50.1 | 50.4 | 50.8 | 51.1 | 51.6 | 51.8 | 52.1 | 52.6 | 52.9 | 53.3 | 51.3 |
| 1978 | 53.5 | 53.9 | 54.5 | 54.6 | 55.4 | 55.8 | 56.6 | 56.7 | 56.6 | 57.2 | 57.6 | 57.8 | 55.9 |
| 1979 | 58.2 | 58.8 | 59.5 | 59.9 | 60.5 | 60.8 | 61.3 | 61.5 | 62.0 | 62.5 | 63.1 | 63.4 | 61.0 |
| 1980 | 63.8 | 64.4 | 65.0 | 65.4 | 66.2 | 66.9 | 67.4 | 68.1 | 68.7 | 69.3 | 70.2 | 70.5 | 67.2 |
| 1981 | 71.5 | 72.2 | 73.1 | 73.7 | 74.3 | 75.5 | 76.1 | 76.7 | 77.3 | 78.0 | 78.7 | 79.1 | 75.5 |
| 1982 | 79.6 | 80.6 | 81.6 | 82.0 | 83.2 | 84.0 | 84.4 | 84.8 | 85.3 | 85.8 | 86.4 | 86.4 | 83.7 |
| 1983 | 86.2 | 86.6 | 87.5 | 87.5 | 87.7 | 88.7 | 89.0 | 89.5 | 89.5 | 90.0 | 90.0 | 90.3 | 88.5 |
| 1984 | 90.8 | 91.3 | 91.5 | 91.8 | 91.9 | 92.3 | 92.8 | 92.8 | 92.9 | 93.1 | 93.7 | 93.7 | 92.4 |
| 1985 | 94.1 | 94.7 | 94.9 | 95.3 | 95.5 | 96.1 | 96.4 | 96.5 | 96.7 | 97.0 | 97.4 | 97.8 | 96.0 |
| 1986 | 98.3 | 98.6 | 98.9 | 99.0 | 99.5 | 99.6 | 100.4 | 100.7 | 100.7 | 101.2 | 101.7 | 101.9 | 100.0 |
| 1987 | 102.1 | 102.6 | 103.0 | 103.5 | 104.1 | 104.4 | 105.1 | 105.2 | 105.2 | 105.6 | 106.0 | 106.1 | 104.4 |
| 1988 | 106.3 | 106.7 | 107.3 | 107.6 | 108.3 | 108.5 | 109.1 | 109.4 | 109.5 | 110.0 | 110.3 | 110.3 | 108.6 |
| 1989 | 110.9 | 111.6 | 112.2 | 112.5 | 113.7 | 114.3 | 115.0 | 115.1 | 115.3 | 115.7 | 116.1 | 116.0 | 114.0 |
| 1990 | 117.0 | 117.7 | 118.1 | 118.1 | 118.7 | 119.2 | 119.8 | 119.9 | 120.2 | 121.2 | 121.9 | 121.8 | 119.5 |
| 1991 | 125.0 | 125.0 | 125.5 | 125.5 | 126.1 | 126.7 | 126.8 | 126.9 | 126.7 | 126.5 | 127.0 | 126.4 | 126.2 |
| 1992 | 127.0 | 127.1 | 127.5 | 127.6 | 127.8 | 128.1 | 128.4 | 128.4 | 128.3 | 128.5 | 129.1 | 129.1 | 128.1 |
| 1993 | 129.6 | 130.0 | 129.9 | 129.9 | 130.1 | 130.2 | 130.5 | 130.6 | 130.7 | 130.9 | 131.5 | 131.3 | 130.4 |
| 1994 | 131.3 | 130.3 | 130.1 | 130.2 | 129.9 | 130.2 | 130.7 | 130.8 | 130.9 | 130.7 | 131.4 | 131.6 | 130.7 |
| 1995 | 132.1 | 132.7 | 133.0 | 133.4 | 133.7 | 133.7 | 134.0 | 133.8 | 133.9 | 133.8 | 134.1 | 133.9 | 133.5 |
| 1996 | 134.2 | 134.4 | 134.9 | 135.3 | 135.7 | 135.6 | 135.6 | 135.7 | 135.9 | 136.2 | 136.8 | 136.8 | 135.6 |
| 1997 | 137.1 | 137.3 | 137.6 | | | | | | | | | | |
| Percentage change from the previous month – Taux de variation par rapport au mois précédent | | | | | | | | | | | | | |
| 1983 | -0.2 | 0.5 | 1.0 | 0.0 | 0.2 | 1.1 | 0.3 | 0.6 | 0.0 | 0.6 | 0.0 | 0.3 | |
| 1984 | 0.6 | 0.6 | 0.2 | 0.3 | 0.1 | 0.4 | 0.5 | 0.0 | 0.1 | 0.2 | 0.6 | 0.0 | |
| 1985 | 0.4 | 0.6 | 0.2 | 0.4 | 0.2 | 0.6 | 0.3 | 0.1 | 0.2 | 0.3 | 0.4 | 0.4 | |
| 1986 | 0.5 | 0.3 | 0.3 | 0.1 | 0.5 | 0.1 | 0.8 | 0.3 | 0.0 | 0.5 | 0.5 | 0.2 | |
| 1987 | 0.2 | 0.5 | 0.4 | 0.5 | 0.6 | 0.3 | 0.7 | 0.1 | 0.0 | 0.4 | 0.4 | 0.1 | |
| 1988 | 0.2 | 0.4 | 0.6 | 0.3 | 0.7 | 0.2 | 0.6 | 0.3 | 0.1 | 0.5 | 0.3 | 0.0 | |
| 1989 | 0.5 | 0.6 | 0.5 | 0.3 | 1.1 | 0.5 | 0.6 | 0.1 | 0.2 | 0.3 | 0.3 | -0.1 | |
| 1990 | 0.9 | 0.6 | 0.3 | 0.0 | 0.5 | 0.4 | 0.5 | 0.1 | 0.3 | 0.8 | 0.6 | -0.1 | |
| 1991 | 2.6 | 0.0 | 0.4 | 0.0 | 0.5 | 0.5 | 0.1 | 0.1 | -0.2 | -0.2 | 0.4 | -0.5 | |
| 1992 | 0.5 | 0.1 | 0.3 | 0.1 | 0.2 | 0.2 | 0.2 | 0.0 | -0.1 | 0.2 | 0.5 | 0.0 | |
| 1993 | 0.4 | 0.3 | -0.1 | 0.0 | 0.2 | 0.1 | 0.2 | 0.1 | 0.1 | 0.2 | 0.5 | -0.2 | |
| 1994 | 0.0 | -0.8 | -0.2 | 0.1 | -0.2 | 0.2 | 0.4 | 0.1 | 0.1 | -0.2 | 0.5 | 0.2 | |
| 1995 | 0.4 | 0.5 | 0.2 | 0.3 | 0.2 | 0.0 | 0.2 | -0.1 | 0.1 | -0.1 | 0.2 | -0.1 | |
| 1996 | 0.2 | 0.1 | 0.4 | 0.3 | 0.3 | -0.1 | 0.0 | 0.1 | 0.1 | 0.2 | 0.4 | 0.0 | |
| 1997 | 0.2 | 0.1 | 0.2 | | | | | | | | | | |
| Percentage change from the same month a year ago – Taux de variation par rapport au mois correspondant de l'année précédente | | | | | | | | | | | | | |
| 1983 | 8.3 | 7.4 | 7.2 | 6.7 | 5.4 | 5.6 | 5.5 | 5.5 | 4.9 | 4.9 | 4.2 | 4.5 | 5.7 |
| 1984 | 5.3 | 5.4 | 4.6 | 4.9 | 4.8 | 4.1 | 4.3 | 3.7 | 3.8 | 3.4 | 4.1 | 3.8 | 4.4 |
| 1985 | 3.6 | 3.7 | 3.7 | 3.8 | 3.9 | 4.1 | 3.9 | 4.0 | 4.1 | 4.2 | 3.9 | 4.4 | 3.9 |
| 1986 | 4.5 | 4.1 | 4.2 | 3.9 | 4.2 | 3.6 | 4.1 | 4.4 | 4.1 | 4.3 | 4.4 | 4.2 | 4.2 |
| 1987 | 3.9 | 4.1 | 4.1 | 4.5 | 4.6 | 4.8 | 4.7 | 4.5 | 4.5 | 4.3 | 4.2 | 4.1 | 4.4 |
| 1988 | 4.1 | 4.0 | 4.2 | 4.0 | 4.0 | 3.9 | 3.8 | 4.0 | 4.1 | 4.2 | 4.1 | 4.0 | 4.0 |
| 1989 | 4.3 | 4.6 | 4.6 | 4.6 | 5.0 | 5.3 | 5.4 | 5.2 | 5.3 | 5.2 | 5.3 | 5.2 | 5.0 |
| 1990 | 5.5 | 5.5 | 5.3 | 5.0 | 4.4 | 4.3 | 4.2 | 4.2 | 4.2 | 4.8 | 5.0 | 5.0 | 4.8 |
| 1991 | 6.8 | 6.2 | 6.3 | 6.3 | 6.2 | 6.3 | 5.8 | 5.8 | 5.4 | 4.4 | 4.2 | 3.8 | 5.6 |
| 1992 | 1.6 | 1.7 | 1.6 | 1.7 | 1.3 | 1.1 | 1.3 | 1.2 | 1.3 | 1.6 | 1.7 | 2.1 | 1.5 |
| 1993 | 2.0 | 2.3 | 1.9 | 1.8 | 1.8 | 1.6 | 1.6 | 1.7 | 1.9 | 1.9 | 1.9 | 1.7 | 1.8 |
| 1994 | 1.3 | 0.2 | 0.2 | 0.2 | -0.2 | 0.0 | 0.2 | 0.2 | 0.2 | -0.2 | -0.1 | 0.2 | 0.2 |
| 1995 | 0.6 | 1.8 | 2.2 | 2.5 | 2.9 | 2.7 | 2.5 | 2.3 | 2.3 | 2.4 | 2.1 | 1.7 | 2.1 |
| 1996 | 1.6 | 1.3 | 1.4 | 1.4 | 1.5 | 1.4 | 1.2 | 1.4 | 1.5 | 1.8 | 2.0 | 2.2 | 1.6 |
| 1997 | 2.2 | 2.2 | 2.0 | | | | | | | | | | |

1 For information on the continuity of the series see "Technical Notes (The Consumer Price Index) - Weights and Linking" at the end of this publication.

1 Pour l'information concernant l'aspect continue des séries, voir "Notes techniques (L'indice des prix à la consommation) - Pondérations et enchaînement" à la fin de cette publication.

TABLE - 2

Purchasing Power of the Consumer Dollar¹ Expressed in Cents, Compared to 1986, 1988-1997

| | Jan. | Feb. | March | April | May | June | July | Aug. | Sept. | Oct. | Nov. | Dec. | Annual Average |
|------|------|------|-------|-------|------|------|---------|------|-------|------|------|------|----------------|
| | Jan. | Fév. | Mars | Avril | Mai | Juin | Juillet | Août | Sept. | Oct. | Nov. | Déc. | Annual Moyenne |
| 1988 | 94.1 | 93.7 | 93.2 | 92.9 | 92.3 | 92.2 | 91.7 | 91.4 | 91.3 | 90.9 | 90.7 | 90.7 | 92.1 |
| 1989 | 90.2 | 89.6 | 89.1 | 88.9 | 88.0 | 87.5 | 87.0 | 86.9 | 86.7 | 86.4 | 86.1 | 86.2 | 87.7 |
| 1990 | 85.5 | 85.0 | 84.7 | 84.7 | 84.2 | 83.9 | 83.5 | 83.4 | 83.2 | 82.5 | 82.0 | 82.1 | 83.7 |
| 1991 | 80.0 | 80.0 | 79.7 | 79.7 | 79.3 | 78.9 | 78.9 | 78.8 | 78.9 | 79.1 | 78.7 | 79.1 | 79.2 |
| 1992 | 78.7 | 78.7 | 78.4 | 78.4 | 78.2 | 78.1 | 77.9 | 77.9 | 77.9 | 77.8 | 77.5 | 77.5 | 78.1 |
| 1993 | 77.2 | 76.9 | 77.0 | 77.0 | 76.9 | 76.8 | 76.6 | 76.6 | 76.5 | 76.4 | 76.0 | 76.2 | 76.7 |
| 1994 | 76.2 | 76.7 | 76.9 | 76.8 | 77.0 | 76.8 | 76.5 | 76.5 | 76.4 | 76.5 | 76.1 | 76.0 | 76.5 |
| 1995 | 75.7 | 75.4 | 75.2 | 75.0 | 74.8 | 74.8 | 74.6 | 74.7 | 74.7 | 74.7 | 74.6 | 74.7 | 74.9 |
| 1996 | 74.5 | 74.4 | 74.1 | 73.9 | 73.7 | 73.7 | 73.7 | 73.7 | 73.6 | 73.4 | 73.1 | 73.1 | 73.7 |
| 1997 | 72.9 | 72.8 | 72.7 | | | | | | | | | | |

¹ For further explanation, see Appendix 1.

¹ Pour de plus amples renseignements, consulter l'appendice 1.

TABLE - 3

**Consumer Price Indexes for Canada,
Major Components, Sub-groups and
Special Aggregates (Not Seasonally Adjusted),
1994-1997, 1986 = 100**

TABLEAU - 3

**Indices des prix à la consommation,
Canada, composantes principales, sous-groupes
et agrégats spéciaux (non désaisonnalisés),
1994-1997, 1986 = 100**

| | | Indexes - Indices | | | | | | | | | | | | Annual average Moyenne annuelle |
|--|------|-------------------|-------|-------|-------|-------|-------|---------|-------|-------|-------|-------|-------|--|
| | | Jan. | Feb. | March | April | May | June | July | Aug. | Sept. | Oct. | Nov. | Dec. | |
| | | Jan. | Fév. | Mars | Avril | Mai | Juin | Juillet | Août | Sept. | Oct. | Nov. | Déc. | |
| ALL-ITEMS - ENSEMBLE | 1994 | 131.3 | 130.3 | 130.1 | 130.2 | 129.9 | 130.2 | 130.7 | 130.8 | 130.9 | 130.7 | 131.4 | 131.6 | 130.7 |
| | 1995 | 132.1 | 132.7 | 133.0 | 133.4 | 133.7 | 133.7 | 134.0 | 133.8 | 133.9 | 133.8 | 134.1 | 133.9 | 133.5 |
| | 1996 | 134.2 | 134.4 | 134.9 | 135.3 | 135.7 | 135.6 | 135.6 | 135.7 | 135.9 | 136.2 | 136.8 | 136.8 | 135.6 |
| P700000 | 1997 | 137.1 | 137.3 | 137.6 | | | | | | | | | | |
| FOOD - ALIMENTS | 1994 | 123.8 | 123.3 | 122.5 | 123.0 | 123.0 | 123.3 | 124.0 | 123.7 | 122.9 | 123.2 | 123.4 | 123.7 | 123.3 |
| | 1995 | 125.6 | 126.4 | 126.2 | 127.6 | 126.8 | 127.1 | 127.1 | 125.9 | 125.5 | 125.6 | 125.5 | 126.1 | 126.3 |
| | 1996 | 126.7 | 126.8 | 127.1 | 128.3 | 127.8 | 128.6 | 128.3 | 127.9 | 127.5 | 128.3 | 129.3 | 128.9 | 128.0 |
| P700001 | 1997 | 129.5 | 129.8 | 129.8 | | | | | | | | | | |
| Food purchased from stores - Aliments achetés au magasin | 1994 | 118.4 | 117.6 | 116.4 | 117.0 | 117.1 | 117.6 | 118.4 | 117.8 | 116.6 | 116.9 | 117.2 | 117.6 | 117.4 |
| | 1995 | 120.1 | 121.0 | 120.7 | 122.6 | 121.3 | 121.6 | 121.5 | 119.8 | 119.2 | 119.2 | 119.2 | 119.9 | 120.5 |
| | 1996 | 120.6 | 120.7 | 121.1 | 122.6 | 121.8 | 122.8 | 122.3 | 121.8 | 121.2 | 122.2 | 123.3 | 122.9 | 121.9 |
| P700002 | 1997 | 123.7 | 124.0 | 123.8 | | | | | | | | | | |
| Meat - Viande | 1994 | 122.5 | 123.1 | 122.3 | 121.5 | 121.9 | 122.1 | 121.6 | 121.7 | 122.1 | 122.1 | 120.1 | 119.6 | 121.7 |
| | 1995 | 120.2 | 121.5 | 122.0 | 122.6 | 121.2 | 121.5 | 122.8 | 123.3 | 123.9 | 123.7 | 122.7 | 122.5 | 122.3 |
| | 1996 | 122.9 | 123.7 | 123.7 | 124.4 | 124.4 | 126.2 | 125.8 | 126.9 | 129.1 | 128.9 | 129.0 | 128.3 | 126.1 |
| P700003 | 1997 | 128.8 | 128.8 | 128.2 | | | | | | | | | | |
| Fresh or frozen meat (excluding poultry) - Viande fraîche ou congelée (sauf la volaille) | 1994 | 123.1 | 123.7 | 122.8 | 122.6 | 123.7 | 123.6 | 123.3 | 122.4 | 123.3 | 124.0 | 122.5 | 122.0 | 123.1 |
| | 1995 | 121.6 | 123.9 | 124.1 | 125.4 | 122.5 | 122.8 | 124.8 | 125.2 | 124.3 | 124.1 | 121.1 | 122.7 | 123.5 |
| | 1996 | 121.4 | 123.3 | 121.5 | 123.2 | 121.9 | 123.9 | 120.7 | 121.5 | 121.6 | 122.3 | 121.8 | 123.0 | 122.2 |
| P700004 | 1997 | 124.4 | 123.0 | 123.1 | | | | | | | | | | |
| Fresh or frozen beef - Boeuf frais ou congelé | 1994 | 123.7 | 125.2 | 123.6 | 124.1 | 124.8 | 124.3 | 124.1 | 123.2 | 124.2 | 125.2 | 123.1 | 123.5 | 124.1 |
| | 1995 | 122.5 | 124.7 | 125.1 | 126.1 | 123.1 | 124.2 | 125.3 | 123.6 | 123.5 | 122.7 | 120.5 | 122.2 | 123.6 |
| | 1996 | 119.5 | 121.5 | 119.5 | 121.1 | 118.2 | 117.7 | 116.2 | 115.5 | 116.5 | 117.9 | 117.0 | 118.5 | 118.3 |
| P700005 | 1997 | 118.7 | 118.6 | 117.9 | | | | | | | | | | |
| Fresh or frozen pork - Porc frais ou congelé | 1994 | 113.8 | 113.3 | 112.8 | 111.1 | 112.6 | 113.6 | 113.2 | 112.5 | 114.1 | 113.6 | 113.6 | 109.9 | 112.8 |
| | 1995 | 111.1 | 114.4 | 113.9 | 116.2 | 112.7 | 111.4 | 116.0 | 122.0 | 118.9 | 119.8 | 114.7 | 116.5 | 115.6 |
| | 1996 | 119.1 | 121.1 | 119.5 | 121.6 | 124.5 | 133.8 | 124.8 | 130.1 | 127.1 | 125.6 | 125.6 | 126.9 | 125.0 |
| P700006 | 1997 | 131.8 | 126.2 | 128.0 | | | | | | | | | | |
| Fresh or frozen poultry meat - Volaille fraîche ou congelée | 1994 | 122.2 | 123.1 | 120.3 | 117.0 | 116.2 | 117.3 | 116.3 | 119.7 | 119.7 | 116.3 | 110.9 | 109.5 | 117.4 |
| | 1995 | 113.4 | 113.8 | 114.9 | 115.7 | 115.6 | 117.0 | 117.4 | 117.9 | 119.9 | 118.8 | 119.4 | 114.5 | 116.5 |
| | 1996 | 118.4 | 118.6 | 122.4 | 121.7 | 121.6 | 123.9 | 127.8 | 129.0 | 133.4 | 131.2 | 132.8 | 128.4 | 125.8 |
| P700008 | 1997 | 127.4 | 129.8 | 126.6 | | | | | | | | | | |
| Fresh or frozen chicken - Poulet frais ou congelé | 1994 | 125.4 | 125.9 | 122.7 | 119.3 | 118.1 | 118.9 | 117.5 | 121.4 | 121.5 | 118.8 | 111.0 | 111.0 | 119.3 |
| | 1995 | 115.5 | 114.8 | 115.3 | 119.7 | 117.6 | 118.2 | 118.8 | 119.5 | 121.8 | 124.1 | 122.3 | 119.7 | 118.9 |
| | 1996 | 122.4 | 121.4 | 125.2 | 126.6 | 124.3 | 126.5 | 131.2 | 132.2 | 137.8 | 138.8 | 137.4 | 134.5 | 129.9 |
| P700009 | 1997 | 133.1 | 133.7 | 129.3 | | | | | | | | | | |
| Processed meat - Viande traitée | 1994 | 121.8 | 121.8 | 122.5 | 122.2 | 122.0 | 122.1 | 121.6 | 121.4 | 121.3 | 121.8 | 120.9 | 121.0 | 121.7 |
| | 1995 | 121.2 | 121.4 | 122.1 | 121.3 | 121.5 | 121.2 | 121.7 | 122.5 | 124.5 | 125.1 | 126.2 | 125.9 | 122.9 |
| | 1996 | 126.9 | 126.6 | 127.0 | 126.7 | 129.0 | 130.4 | 131.6 | 133.3 | 137.6 | 136.9 | 137.2 | 135.6 | 131.6 |
| P700011 | 1997 | 135.6 | 136.6 | 136.2 | | | | | | | | | | |
| Ham and bacon - Jambon et bacon | 1994 | 108.2 | 109.2 | 110.7 | 109.5 | 109.7 | 110.7 | 110.3 | 109.2 | 109.3 | 108.4 | 107.4 | 107.2 | 109.2 |
| | 1995 | 106.7 | 108.1 | 107.4 | 105.1 | 108.3 | 108.4 | 108.7 | 110.5 | 114.4 | 114.7 | 116.2 | 113.3 | 110.2 |
| | 1996 | 115.9 | 115.8 | 118.1 | 116.9 | 121.9 | 126.8 | 129.6 | 133.2 | 142.2 | 138.5 | 137.8 | 132.7 | 127.5 |
| P700012 | 1997 | 130.6 | 133.7 | 133.2 | | | | | | | | | | |
| Other processed meat - Autres viandes traitées | 1994 | 130.7 | 130.1 | 130.3 | 130.5 | 130.1 | 129.8 | 129.3 | 129.5 | 129.3 | 130.7 | 129.8 | 130.1 | 130.0 |
| | 1995 | 130.7 | 130.3 | 131.7 | 131.9 | 130.3 | 129.7 | 130.3 | 130.4 | 131.3 | 132.0 | 133.0 | 134.3 | 131.3 |
| | 1996 | 134.3 | 133.7 | 133.0 | 133.3 | 133.9 | 133.0 | 133.3 | 133.7 | 135.1 | 136.3 | 137.1 | 137.8 | 134.5 |
| P700013 | 1997 | 139.1 | 138.7 | 138.5 | | | | | | | | | | |

TABLE - 3 (Continued)

**Consumer Price Indexes for Canada,
Major Components, Sub-groups and
Special Aggregates (Not Seasonally Adjusted),
1994-1997, 1986 = 100**

TABLEAU - 3 (Suite)

**Indices des prix à la consommation,
Canada, composantes principales, sous-groupes
et agrégats spéciaux (non désaisonnalisés),
1994-1997, 1986 = 100**

| | | Indexes - Indices | | | | | | | | | | | | Annual average Moyenne annuelle |
|---|------|-------------------|-------|-------|-------|-------|-------|---------|-------|-------|-------|-------|-------|--|
| | | Jan. | Feb. | March | April | May | June | July | Aug. | Sept. | Oct. | Nov. | Dec. | |
| | | Jan. | Fév. | Mars | Avril | Mai | Juin | Juillet | Août | Sept. | Oct. | Nov. | Déc. | |
| Fish and other seafood – Poisson et autres produits de la mer P700014 | 1994 | 134.8 | 135.0 | 135.0 | 135.6 | 135.2 | 133.5 | 135.3 | 136.2 | 137.3 | 137.1 | 137.5 | 138.6 | 135.9 |
| | 1995 | 139.2 | 140.1 | 140.1 | 140.5 | 141.2 | 141.3 | 141.2 | 141.6 | 141.9 | 142.2 | 141.7 | 140.7 | 141.0 |
| | 1996 | 141.2 | 141.2 | 140.1 | 139.1 | 139.1 | 139.1 | 139.0 | 139.3 | 139.5 | 140.0 | 139.4 | 139.2 | 139.7 |
| | 1997 | 140.6 | 139.2 | 139.6 | | | | | | | | | | |
| Fish – Poisson P700015 | 1994 | 133.4 | 132.6 | 132.7 | 133.4 | 132.5 | 130.3 | 132.3 | 133.1 | 134.5 | 134.4 | 134.6 | 136.2 | 133.3 |
| | 1995 | 136.1 | 136.4 | 136.3 | 136.6 | 136.7 | 136.8 | 136.3 | 136.6 | 136.9 | 137.4 | 136.8 | 137.0 | 136.7 |
| | 1996 | 136.2 | 136.0 | 134.7 | 133.8 | 133.2 | 133.4 | 133.2 | 133.1 | 133.3 | 133.9 | 133.1 | 133.9 | 134.0 |
| | 1997 | 134.3 | 132.2 | 133.0 | | | | | | | | | | |
| Fresh or frozen fish – Poisson frais ou congelé P700016 | 1994 | 138.1 | 137.4 | 137.7 | 138.3 | 138.1 | 135.0 | 137.4 | 138.4 | 139.2 | 137.9 | 138.3 | 139.5 | 137.9 |
| | 1995 | 139.2 | 139.2 | 138.9 | 139.3 | 139.6 | 139.4 | 139.4 | 138.9 | 139.4 | 141.5 | 141.8 | 142.6 | 139.9 |
| | 1996 | 142.4 | 141.9 | 141.1 | 140.5 | 140.6 | 141.2 | 141.6 | 141.1 | 140.4 | 140.7 | 139.4 | 140.6 | 141.0 |
| | 1997 | 141.2 | 138.6 | 139.6 | | | | | | | | | | |
| Canned and other preserved fish – Poisson en boîte ou autrement conservé P700017 | 1994 | 122.1 | 121.1 | 120.8 | 121.4 | 119.4 | 119.2 | 120.2 | 120.6 | 123.5 | 125.6 | 125.2 | 127.6 | 122.2 |
| | 1995 | 127.8 | 128.5 | 128.8 | 128.8 | 128.6 | 129.2 | 128.0 | 129.4 | 129.4 | 127.5 | 125.7 | 125.0 | 128.1 |
| | 1996 | 123.4 | 123.6 | 121.6 | 120.3 | 118.9 | 118.3 | 117.1 | 117.7 | 119.2 | 120.2 | 120.2 | 120.3 | 120.1 |
| | 1997 | 120.6 | 119.3 | 119.8 | | | | | | | | | | |
| Dairy products and eggs – Produits laitiers et oeufs P700019 | 1994 | 116.6 | 115.9 | 112.2 | 115.6 | 114.8 | 115.3 | 115.9 | 115.8 | 116.1 | 115.8 | 116.7 | 117.6 | 115.7 |
| | 1995 | 118.3 | 118.6 | 118.7 | 119.2 | 119.3 | 119.2 | 119.4 | 118.9 | 119.7 | 119.8 | 120.2 | 120.0 | 119.3 |
| | 1996 | 120.8 | 121.4 | 121.3 | 120.8 | 120.7 | 120.8 | 121.0 | 120.8 | 122.0 | 123.0 | 123.8 | 124.4 | 121.7 |
| | 1997 | 124.8 | 124.8 | 124.9 | | | | | | | | | | |
| Dairy products – Produits laitiers P700020 | 1994 | 117.5 | 116.8 | 112.9 | 116.5 | 115.7 | 116.1 | 116.6 | 116.5 | 116.7 | 116.4 | 117.3 | 118.1 | 116.4 |
| | 1995 | 118.8 | 119.0 | 119.1 | 119.6 | 119.7 | 119.5 | 119.6 | 118.9 | 119.8 | 119.9 | 120.3 | 120.1 | 119.5 |
| | 1996 | 120.9 | 121.5 | 121.2 | 120.8 | 120.6 | 120.5 | 120.5 | 120.6 | 121.4 | 122.4 | 123.5 | 123.8 | 121.5 |
| | 1997 | 124.3 | 124.4 | 124.7 | | | | | | | | | | |
| Fresh milk – Lait frais P700021 | 1994 | 115.9 | 114.8 | 107.1 | 114.4 | 113.8 | 113.8 | 115.4 | 115.2 | 115.4 | 115.7 | 115.8 | 116.7 | 114.5 |
| | 1995 | 116.7 | 116.3 | 116.5 | 117.0 | 117.0 | 116.8 | 116.7 | 116.5 | 116.6 | 117.0 | 116.7 | 116.9 | 116.7 |
| | 1996 | 116.6 | 117.2 | 117.2 | 117.0 | 117.1 | 117.3 | 117.6 | 117.7 | 118.2 | 120.3 | 120.3 | 120.7 | 118.1 |
| | 1997 | 120.8 | 121.1 | 121.0 | | | | | | | | | | |
| Butter – Beurre P700022 | 1994 | 110.6 | 110.5 | 109.1 | 109.6 | 109.2 | 109.4 | 109.4 | 109.3 | 110.0 | 110.0 | 110.8 | 111.9 | 110.0 |
| | 1995 | 112.5 | 112.5 | 112.9 | 114.4 | 113.6 | 114.3 | 114.1 | 113.9 | 114.7 | 114.3 | 115.2 | 115.5 | 114.0 |
| | 1996 | 115.5 | 115.3 | 115.6 | 115.0 | 114.4 | 114.1 | 114.7 | 115.2 | 115.9 | 115.9 | 117.5 | 118.2 | 115.6 |
| | 1997 | 118.4 | 118.8 | 119.1 | | | | | | | | | | |
| Cheese – Fromage P700023 | 1994 | 123.3 | 123.1 | 123.2 | 123.3 | 122.4 | 122.9 | 122.6 | 122.4 | 122.0 | 121.4 | 123.5 | 123.7 | 122.8 |
| | 1995 | 124.5 | 125.5 | 125.7 | 125.9 | 126.1 | 126.1 | 125.9 | 124.8 | 126.1 | 125.8 | 126.7 | 127.4 | 125.9 |
| | 1996 | 128.7 | 128.9 | 128.3 | 128.9 | 128.4 | 127.5 | 127.2 | 127.0 | 127.9 | 128.8 | 130.6 | 131.5 | 128.6 |
| | 1997 | 131.9 | 131.6 | 133.0 | | | | | | | | | | |
| Ice cream and related products – Crème glacée et produits connexes P700024 | 1994 | 114.8 | 113.9 | 111.9 | 113.5 | 110.0 | 113.4 | 111.8 | 111.1 | 113.8 | 110.8 | 112.4 | 113.9 | 112.6 |
| | 1995 | 116.3 | 115.6 | 114.2 | 114.4 | 112.8 | 111.8 | 113.9 | 111.3 | 115.1 | 115.6 | 117.3 | 112.3 | 114.2 |
| | 1996 | 117.3 | 120.1 | 118.3 | 114.0 | 114.2 | 117.6 | 116.1 | 115.7 | 119.1 | 117.9 | 120.6 | 118.1 | 117.4 |
| | 1997 | 121.2 | 120.3 | 119.3 | | | | | | | | | | |
| Eggs – Oeufs P700026 | 1994 | 107.8 | 107.6 | 106.6 | 108.0 | 107.2 | 107.6 | 109.7 | 110.0 | 111.3 | 111.5 | 111.6 | 113.6 | 109.4 |
| | 1995 | 115.2 | 114.8 | 115.8 | 116.5 | 117.3 | 117.2 | 117.8 | 119.6 | 120.2 | 120.3 | 120.7 | 120.5 | 118.0 |
| | 1996 | 120.7 | 121.3 | 123.3 | 122.5 | 123.2 | 125.0 | 127.1 | 124.7 | 128.8 | 130.3 | 128.2 | 131.8 | 125.6 |
| | 1997 | 131.9 | 130.3 | 128.4 | | | | | | | | | | |
| Bakery and other cereal products – Produits de boulangerie et autres produits céréaliers P700027 | 1994 | 118.6 | 118.6 | 118.6 | 119.7 | 118.7 | 118.9 | 119.4 | 119.1 | 119.3 | 120.5 | 120.1 | 121.0 | 119.4 |
| | 1995 | 121.9 | 123.6 | 123.7 | 125.0 | 123.2 | 123.6 | 122.8 | 123.3 | 124.8 | 126.2 | 126.5 | 128.5 | 124.4 |
| | 1996 | 126.8 | 128.0 | 128.0 | 128.7 | 127.5 | 127.5 | 126.9 | 128.1 | 130.2 | 132.2 | 132.3 | 133.8 | 129.2 |
| | 1997 | 132.6 | 133.5 | 133.5 | | | | | | | | | | |

TABLE - 3 (Continued)

**Consumer Price Indexes for Canada,
Major Components, Sub-groups and
Special Aggregates (Not Seasonally Adjusted),
1994-1997, 1986 = 100**

TABLEAU - 3 (Suite)

**Indices des prix à la consommation,
Canada, composantes principales, sous-groupes
et agrégats spéciaux (non désaisonnalisés),
1994-1997, 1986 = 100**

| | | Indexes - Indices | | | | | | | | | | | | Annual average Moyenne annuelle |
|--|------|-------------------|-------|-------|-------|-------|-------|---------|-------|-------|-------|-------|-------|--|
| | | Jan. | Feb. | March | April | May | June | July | Aug. | Sept. | Oct. | Nov. | Dec. | |
| | | Jan. | Fév. | Mars | Avril | Mai | Juin | Juillet | Août | Sept. | Oct. | Nov. | Déc. | |
| Bakery products – Produits de boulangerie | 1994 | 118.7 | 119.0 | 118.6 | 119.9 | 118.4 | 118.7 | 118.9 | 118.0 | 118.2 | 119.7 | 119.1 | 120.0 | 118.9 |
| | 1995 | 120.1 | 122.2 | 122.1 | 123.6 | 119.9 | 119.9 | 118.8 | 119.2 | 122.5 | 124.6 | 125.3 | 127.0 | 122.1 |
| | 1996 | 124.9 | 126.6 | 126.8 | 126.9 | 124.5 | 124.2 | 123.3 | 125.4 | 127.6 | 130.6 | 130.1 | 131.8 | 126.9 |
| P700028 | 1997 | 130.0 | 130.9 | 131.0 | | | | | | | | | | |
| Bread, rolls and buns – Pains et petits pains | 1994 | 119.1 | 119.1 | 117.4 | 118.7 | 117.4 | 117.4 | 117.8 | 118.1 | 117.0 | 120.7 | 120.0 | 120.7 | 118.6 |
| | 1995 | 120.5 | 123.6 | 122.1 | 124.5 | 118.4 | 117.6 | 114.9 | 115.6 | 122.2 | 125.6 | 127.0 | 128.6 | 121.7 |
| | 1996 | 126.7 | 129.5 | 129.5 | 128.4 | 123.9 | 122.8 | 121.4 | 125.0 | 129.9 | 134.5 | 133.3 | 135.7 | 128.4 |
| P700029 | 1997 | 134.9 | 135.1 | 135.0 | | | | | | | | | | |
| Biscuits – Biscuits | 1994 | 124.2 | 124.6 | 125.9 | 127.9 | 125.0 | 125.6 | 126.5 | 123.9 | 126.3 | 124.5 | 124.6 | 124.8 | 125.3 |
| | 1995 | 124.9 | 126.6 | 127.6 | 128.1 | 125.7 | 127.5 | 128.6 | 129.1 | 129.7 | 131.4 | 131.4 | 133.3 | 128.7 |
| | 1996 | 131.4 | 131.4 | 132.6 | 132.3 | 133.5 | 133.9 | 133.1 | 134.3 | 133.9 | 134.2 | 134.8 | 135.6 | 133.4 |
| P700030 | 1997 | 134.2 | 134.9 | 133.5 | | | | | | | | | | |
| Other bakery products – Autres produits de boulangerie | 1994 | 111.1 | 112.3 | 112.4 | 113.5 | 112.9 | 113.5 | 112.8 | 110.7 | 111.4 | 111.2 | 110.4 | 112.1 | 112.0 |
| | 1995 | 112.7 | 113.4 | 114.8 | 115.5 | 115.2 | 115.0 | 114.7 | 114.5 | 114.2 | 114.3 | 114.8 | 116.4 | 114.6 |
| | 1996 | 113.6 | 114.7 | 114.7 | 117.1 | 115.6 | 115.9 | 115.7 | 116.1 | 115.8 | 117.9 | 117.9 | 119.1 | 116.2 |
| P700031 | 1997 | 115.5 | 117.5 | 118.8 | | | | | | | | | | |
| Other cereal grains and cereal products – Autres grains céréaliers et produits céréaliers | 1994 | 118.7 | 118.1 | 119.0 | 119.5 | 119.6 | 119.7 | 120.7 | 122.2 | 122.2 | 122.7 | 122.9 | 123.7 | 120.8 |
| | 1995 | 126.0 | 127.1 | 127.5 | 128.4 | 130.1 | 131.3 | 131.0 | 131.8 | 129.9 | 130.0 | 129.4 | 132.0 | 129.5 |
| | 1996 | 131.3 | 131.6 | 131.0 | 133.0 | 133.8 | 134.6 | 134.6 | 134.0 | 135.8 | 136.2 | 137.3 | 138.4 | 134.3 |
| P700032 | 1997 | 138.1 | 139.1 | 139.0 | | | | | | | | | | |
| Rice (including mixes) – Riz (y compris les mélanges) | 1994 | 116.8 | 119.0 | 121.3 | 121.9 | 122.9 | 125.9 | 125.9 | 125.3 | 126.7 | 128.3 | 128.5 | 127.5 | 124.2 |
| | 1995 | 129.7 | 129.4 | 128.7 | 130.6 | 130.3 | 131.3 | 131.0 | 131.2 | 132.3 | 131.8 | 129.7 | 131.6 | 130.6 |
| | 1996 | 132.2 | 132.2 | 133.8 | 133.4 | 132.3 | 136.8 | 135.7 | 134.7 | 137.5 | 137.1 | 137.2 | 138.7 | 135.1 |
| P700033 | 1997 | 139.7 | 140.0 | 138.9 | | | | | | | | | | |
| Breakfast cereal and other cereal products – Céréales de table et autres produits céréaliers | 1994 | 138.7 | 136.8 | 138.7 | 139.0 | 138.5 | 136.8 | 138.7 | 141.0 | 139.4 | 142.6 | 142.0 | 142.1 | 139.5 |
| | 1995 | 146.0 | 146.2 | 145.2 | 147.6 | 149.5 | 150.3 | 150.8 | 150.8 | 146.8 | 148.4 | 147.8 | 152.1 | 148.5 |
| | 1996 | 151.2 | 150.3 | 148.3 | 151.0 | 153.3 | 151.8 | 151.3 | 149.7 | 152.0 | 153.5 | 155.6 | 157.9 | 152.2 |
| P700034 | 1997 | 156.9 | 157.5 | 157.1 | | | | | | | | | | |
| Pasta products – Pâtes alimentaires | 1994 | 101.9 | 102.6 | 102.0 | 102.1 | 103.4 | 103.7 | 104.9 | 107.3 | 110.3 | 108.0 | 109.0 | 111.1 | 105.5 |
| | 1995 | 111.2 | 113.7 | 116.4 | 116.1 | 117.9 | 119.6 | 117.8 | 119.0 | 118.9 | 117.0 | 116.6 | 118.7 | 116.9 |
| | 1996 | 116.7 | 118.3 | 118.7 | 121.3 | 121.3 | 121.6 | 122.0 | 120.8 | 121.8 | 120.2 | 120.6 | 121.0 | 120.4 |
| P700035 | 1997 | 119.2 | 122.6 | 123.2 | | | | | | | | | | |
| Flour and flour based mixes – Farine et autres mélanges à base de farine | 1994 | 104.0 | 101.8 | 101.7 | 102.7 | 103.3 | 104.4 | 104.4 | 103.5 | 102.9 | 100.8 | 102.1 | 103.0 | 102.9 |
| | 1995 | 104.6 | 106.7 | 108.2 | 106.7 | 109.3 | 110.6 | 110.6 | 113.6 | 112.5 | 112.0 | 112.1 | 111.0 | 109.8 |
| | 1996 | 111.8 | 114.2 | 114.6 | 115.2 | 114.9 | 120.0 | 121.8 | 124.9 | 125.6 | 126.6 | 126.5 | 125.5 | 120.1 |
| P700036 | 1997 | 128.3 | 127.6 | 128.0 | | | | | | | | | | |
| Fruit, fruit preparations and nuts – Fruits, préparations à base de fruits et noix | 1994 | 107.1 | 107.9 | 106.4 | 106.3 | 108.5 | 107.7 | 112.1 | 116.5 | 112.0 | 107.8 | 105.3 | 101.7 | 108.3 |
| | 1995 | 106.7 | 106.3 | 104.6 | 106.9 | 108.2 | 107.4 | 111.9 | 112.5 | 108.1 | 106.8 | 107.0 | 106.7 | 107.8 |
| | 1996 | 107.8 | 106.5 | 109.2 | 110.7 | 110.4 | 113.8 | 112.2 | 113.2 | 110.8 | 112.2 | 110.8 | 112.3 | 110.8 |
| P700037 | 1997 | 111.6 | 108.2 | 107.9 | | | | | | | | | | |
| Fresh fruit – Fruits frais | 1994 | 107.7 | 109.5 | 107.1 | 107.2 | 111.0 | 110.0 | 116.4 | 124.7 | 116.9 | 110.6 | 106.9 | 101.2 | 110.8 |
| | 1995 | 108.4 | 106.4 | 104.0 | 106.8 | 108.9 | 107.4 | 114.6 | 115.8 | 107.4 | 105.9 | 105.9 | 104.8 | 108.0 |
| | 1996 | 105.5 | 103.3 | 107.5 | 110.3 | 108.7 | 113.9 | 111.2 | 112.7 | 108.4 | 111.0 | 108.9 | 111.1 | 109.4 |
| P700038 | 1997 | 109.4 | 104.3 | 103.8 | | | | | | | | | | |
| Apples – Pommes | 1994 | 124.6 | 123.2 | 122.1 | 120.4 | 123.1 | 123.4 | 132.4 | 138.0 | 131.0 | 117.4 | 113.7 | 117.6 | 123.9 |
| | 1995 | 117.9 | 122.3 | 125.9 | 126.0 | 126.8 | 128.2 | 135.6 | 141.0 | 132.8 | 116.3 | 111.0 | 120.5 | 125.4 |
| | 1996 | 124.4 | 125.6 | 127.5 | 126.3 | 129.4 | 134.0 | 138.4 | 151.1 | 144.4 | 124.2 | 121.0 | 122.4 | 130.7 |
| P700039 | 1997 | 124.9 | 125.4 | 122.4 | | | | | | | | | | |

TABLE - 3 (Continued)

**Consumer Price Indexes for Canada,
Major Components, Sub-groups and
Special Aggregates (Not Seasonally Adjusted),
1994-1997, 1986 = 100**

TABLEAU - 3 (Suite)

**Indices des prix à la consommation,
Canada, composantes principales, sous-groupes
et agrégats spéciaux (non désaisonnalisés),
1994-1997, 1986 = 100**

| | | Indexes - Indices | | | | | | | | | | | | Annual average Moyenne annuelle |
|---|------|-------------------|-------|-------|-------|-------|-------|---------|-------|-------|-------|-------|-------|--|
| | | Jan. | Feb. | March | April | May | June | July | Aug. | Sept. | Oct. | Nov. | Dec. | |
| | | Jan. | Fév. | Mars | Avril | Mai | Juin | Juillet | Août | Sept. | Oct. | Nov. | Déc. | |
| Oranges – Oranges | 1994 | 104.0 | 98.9 | 98.1 | 104.6 | 112.4 | 114.5 | 120.7 | 128.8 | 125.8 | 128.6 | 123.2 | 99.1 | 113.2 |
| | 1995 | 100.5 | 100.0 | 93.6 | 108.9 | 113.6 | 107.4 | 114.1 | 117.9 | 120.6 | 125.7 | 125.3 | 106.0 | 111.1 |
| | 1996 | 96.2 | 104.1 | 107.3 | 113.1 | 114.5 | 120.1 | 117.8 | 130.4 | 131.9 | 143.1 | 116.5 | 100.1 | 116.3 |
| P700040 | 1997 | 98.4 | 99.5 | 94.2 | | | | | | | | | | |
| Bananas – Bananes | 1994 | 102.7 | 119.9 | 113.9 | 108.4 | 106.0 | 93.9 | 94.0 | 110.9 | 93.8 | 96.7 | 94.8 | 93.6 | 102.4 |
| | 1995 | 112.8 | 101.7 | 112.1 | 107.2 | 102.2 | 102.4 | 115.3 | 117.5 | 98.7 | 105.1 | 95.0 | 95.0 | 105.4 |
| | 1996 | 96.0 | 102.1 | 119.5 | 107.8 | 106.1 | 103.6 | 103.8 | 99.9 | 89.1 | 97.3 | 103.7 | 102.5 | 102.6 |
| P700041 | 1997 | 104.5 | 110.7 | 112.4 | | | | | | | | | | |
| Other fresh fruit – Autres fruits frais | 1994 | 103.4 | 104.5 | 102.0 | 102.0 | 106.7 | 107.1 | 114.6 | 121.5 | 114.3 | 104.9 | 101.4 | 97.4 | 106.7 |
| | 1995 | 104.1 | 102.9 | 94.2 | 97.2 | 101.9 | 100.1 | 104.8 | 103.1 | 95.5 | 94.4 | 100.8 | 101.1 | 100.0 |
| | 1996 | 103.9 | 93.6 | 93.4 | 102.7 | 98.5 | 106.9 | 100.3 | 96.1 | 93.5 | 99.7 | 102.6 | 112.5 | 100.3 |
| P700042 | 1997 | 107.6 | 93.6 | 94.7 | | | | | | | | | | |
| Preserved fruit and fruit preparations – Fruits en conserve et préparations à base de fruits | 1994 | 106.9 | 106.1 | 106.1 | 105.7 | 105.2 | 104.7 | 106.1 | 103.9 | 104.8 | 103.9 | 103.3 | 103.1 | 105.0 |
| | 1995 | 104.9 | 106.6 | 106.0 | 107.4 | 108.0 | 107.8 | 108.8 | 108.4 | 109.7 | 108.8 | 109.4 | 110.1 | 108.0 |
| | 1996 | 112.0 | 112.2 | 112.6 | 112.2 | 114.4 | 115.0 | 114.6 | 115.1 | 115.6 | 115.0 | 114.8 | 115.0 | 114.0 |
| P700043 | 1997 | 115.8 | 114.7 | 114.9 | | | | | | | | | | |
| Fruit juices – Jus de fruits | 1994 | 101.1 | 101.0 | 100.9 | 100.2 | 99.9 | 99.1 | 99.7 | 97.5 | 98.2 | 97.3 | 96.9 | 96.6 | 99.0 |
| | 1995 | 97.8 | 99.9 | 99.3 | 101.5 | 101.9 | 101.3 | 102.3 | 101.8 | 103.3 | 102.6 | 103.1 | 104.0 | 101.6 |
| | 1996 | 106.1 | 106.3 | 107.4 | 107.1 | 109.3 | 110.4 | 109.7 | 110.2 | 111.4 | 110.7 | 109.7 | 110.3 | 109.1 |
| P700044 | 1997 | 111.1 | 108.9 | 109.9 | | | | | | | | | | |
| Other preserved fruit and fruit pre- parations – Autres fruits en conserve et préparations à base de fruits | 1994 | 120.5 | 117.9 | 118.4 | 118.6 | 117.6 | 117.9 | 120.6 | 118.9 | 119.9 | 119.1 | 118.1 | 118.1 | 118.8 |
| | 1995 | 121.2 | 122.0 | 121.2 | 121.4 | 122.1 | 123.0 | 123.9 | 123.7 | 124.7 | 123.3 | 124.0 | 124.4 | 122.9 |
| | 1996 | 126.0 | 125.8 | 125.1 | 124.2 | 126.3 | 126.2 | 126.3 | 126.7 | 125.8 | 125.4 | 126.7 | 126.2 | 125.9 |
| P700045 | 1997 | 127.1 | 128.4 | 126.8 | | | | | | | | | | |
| Nuts - Noix | 1994 | 137.4 | 137.7 | 139.5 | 140.2 | 136.3 | 136.9 | 138.5 | 138.7 | 139.5 | 138.6 | 137.0 | 133.3 | 137.8 |
| | 1995 | 136.5 | 139.8 | 139.5 | 140.6 | 138.7 | 141.9 | 141.4 | 142.4 | 142.3 | 140.9 | 140.3 | 141.3 | 140.5 |
| | 1996 | 141.7 | 141.0 | 143.2 | 143.4 | 141.2 | 144.3 | 144.8 | 145.2 | 142.8 | 144.2 | 143.9 | 146.2 | 143.5 |
| P700046 | 1997 | 146.4 | 147.9 | 145.5 | | | | | | | | | | |
| Vegetables and vegetable preparations – Légumes et préparations à base de légumes | 1994 | 131.5 | 121.4 | 119.7 | 119.6 | 122.8 | 128.6 | 129.2 | 114.9 | 101.4 | 104.6 | 114.4 | 119.2 | 118.9 |
| | 1995 | 127.5 | 127.6 | 126.7 | 139.4 | 129.9 | 133.9 | 126.0 | 104.8 | 99.0 | 99.0 | 100.9 | 107.8 | 118.5 |
| | 1996 | 110.1 | 106.7 | 109.1 | 121.5 | 114.9 | 118.0 | 116.0 | 106.6 | 93.5 | 97.1 | 107.3 | 103.4 | 108.7 |
| P700047 | 1997 | 109.5 | 113.8 | 115.1 | | | | | | | | | | |
| Fresh vegetables – Légumes frais | 1994 | 137.6 | 123.6 | 121.4 | 121.5 | 126.3 | 134.8 | 135.1 | 115.3 | 96.2 | 101.3 | 114.6 | 121.3 | 120.8 |
| | 1995 | 132.2 | 132.0 | 131.0 | 148.5 | 135.3 | 140.4 | 129.7 | 101.0 | 93.3 | 94.1 | 96.1 | 105.6 | 119.9 |
| | 1996 | 108.4 | 103.7 | 107.5 | 124.1 | 115.0 | 119.0 | 115.9 | 103.6 | 85.9 | 91.5 | 103.8 | 98.8 | 106.4 |
| P700048 | 1997 | 106.2 | 112.3 | 114.6 | | | | | | | | | | |
| Potatoes – Pommes de terre | 1994 | 148.2 | 150.1 | 148.0 | 154.1 | 167.8 | 187.1 | 221.5 | 173.9 | 124.7 | 123.8 | 126.9 | 123.6 | 154.1 |
| | 1995 | 129.2 | 136.7 | 139.8 | 140.9 | 141.2 | 166.3 | 204.4 | 146.7 | 104.8 | 104.4 | 105.6 | 114.4 | 136.2 |
| | 1996 | 114.2 | 112.5 | 112.3 | 115.7 | 123.3 | 155.2 | 186.3 | 142.2 | 114.0 | 104.4 | 105.4 | 101.5 | 123.9 |
| P700049 | 1997 | 101.8 | 102.2 | 102.6 | | | | | | | | | | |
| Tomatoes – Tomates | 1994 | 180.0 | 120.3 | 101.9 | 107.8 | 104.9 | 111.8 | 110.6 | 106.9 | 92.4 | 92.7 | 113.3 | 121.9 | 113.7 |
| | 1995 | 120.2 | 127.8 | 101.9 | 131.1 | 85.7 | 96.5 | 120.1 | 81.2 | 78.3 | 85.8 | 95.7 | 138.0 | 105.2 |
| | 1996 | 94.6 | 86.7 | 114.6 | 178.3 | 133.9 | 94.9 | 86.7 | 90.8 | 79.0 | 97.3 | 113.6 | 113.5 | 107.0 |
| P700050 | 1997 | 118.5 | 130.9 | 147.9 | | | | | | | | | | |
| Lettuce – Laitue | 1994 | 95.2 | 91.9 | 112.9 | 101.5 | 101.1 | 97.6 | 89.4 | 79.7 | 82.3 | 97.5 | 126.5 | 123.3 | 99.9 |
| | 1995 | 149.0 | 97.1 | 91.1 | 231.3 | 166.5 | 132.8 | 67.8 | 77.7 | 103.9 | 93.5 | 84.4 | 75.9 | 114.3 |
| | 1996 | 117.7 | 82.2 | 86.3 | 86.3 | 76.6 | 97.6 | 73.4 | 64.9 | 61.0 | 83.5 | 103.6 | 73.9 | 83.9 |
| P700051 | 1997 | 86.2 | 80.4 | 77.1 | | | | | | | | | | |

TABLE - 3 (Continued)

**Consumer Price Indexes for Canada,
Major Components, Sub-groups and
Special Aggregates (Not Seasonally Adjusted),
1994-1997, 1986 = 100**

TABLEAU - 3 (Suite)

**Indices des prix à la consommation,
Canada, composantes principales, sous-groupes
et agrégats spéciaux (non désaisonnalisés),
1994-1997, 1986 = 100**

| | | Indexes - Indices | | | | | | | | | | | | Annual average Moyenne annuelle |
|---|------|-------------------|-------|-------|-------|-------|-------|---------|-------|-------|-------|-------|-------|--|
| | | Jan. | Feb. | March | April | May | June | July | Aug. | Sept. | Oct. | Nov. | Dec. | |
| | | Jan. | Fév. | Mars | Avril | Mai | Juin | Juillet | Août | Sept. | Oct. | Nov. | Déc. | |
| Other fresh vegetables – Autres légumes frais | 1994 | 132.2 | 123.6 | 121.1 | 120.5 | 126.3 | 134.7 | 129.9 | 110.6 | 93.0 | 98.7 | 109.7 | 119.7 | 118.3 |
| | 1995 | 133.2 | 137.2 | 143.7 | 141.2 | 143.2 | 148.3 | 125.0 | 99.9 | 93.0 | 94.0 | 95.5 | 98.2 | 121.0 |
| | 1996 | 109.2 | 109.8 | 107.2 | 115.2 | 113.2 | 120.9 | 115.1 | 104.5 | 85.2 | 87.7 | 100.0 | 97.4 | 105.5 |
| P700052 | 1997 | 106.3 | 113.6 | 112.8 | | | | | | | | | | |
| Preserved vegetables and vegetable preparations – Légumes en conserve et préparations à base de légumes | 1994 | 114.1 | 114.2 | 113.8 | 113.3 | 112.0 | 111.2 | 112.3 | 112.3 | 113.3 | 111.7 | 112.3 | 112.2 | 112.7 |
| | 1995 | 112.6 | 114.2 | 113.1 | 111.9 | 113.4 | 114.1 | 114.4 | 115.1 | 114.7 | 112.5 | 113.9 | 113.3 | 113.6 |
| | 1996 | 114.0 | 114.7 | 112.8 | 113.0 | 113.5 | 114.3 | 115.2 | 114.4 | 114.8 | 112.3 | 116.5 | 115.8 | 114.3 |
| P700053 | 1997 | 118.2 | 117.4 | 115.9 | | | | | | | | | | |
| Frozen and dried vegetables – Légumes congelés et déshydratés | 1994 | 120.8 | 120.3 | 119.8 | 119.9 | 118.2 | 116.9 | 119.6 | 119.8 | 119.7 | 119.1 | 120.3 | 121.3 | 119.6 |
| | 1995 | 122.6 | 122.9 | 123.4 | 123.1 | 123.1 | 124.0 | 122.8 | 125.9 | 123.6 | 122.2 | 123.6 | 123.3 | 123.4 |
| | 1996 | 123.6 | 123.5 | 121.9 | 123.0 | 123.7 | 123.0 | 124.8 | 123.9 | 123.3 | 120.3 | 124.8 | 124.6 | 123.4 |
| P700054 | 1997 | 126.9 | 126.7 | 124.3 | | | | | | | | | | |
| Canned vegetables and other vegetable preparations – Légumes en conserve et autres préparations à base de légumes | 1994 | 111.6 | 111.9 | 111.6 | 110.9 | 109.7 | 109.1 | 109.5 | 109.5 | 111.0 | 109.0 | 109.3 | 108.9 | 110.2 |
| | 1995 | 108.9 | 111.1 | 109.2 | 107.6 | 109.9 | 110.4 | 111.4 | 110.9 | 111.5 | 108.9 | 110.4 | 109.6 | 110.0 |
| | 1996 | 110.5 | 111.5 | 109.6 | 109.2 | 109.7 | 111.3 | 111.6 | 111.0 | 111.9 | 109.6 | 113.7 | 112.7 | 111.0 |
| P700055 | 1997 | 115.1 | 114.1 | 113.0 | | | | | | | | | | |
| Other food products – Autres produits alimentaires | 1994 | 109.7 | 110.1 | 109.7 | 110.2 | 109.0 | 108.5 | 109.5 | 110.8 | 112.2 | 114.1 | 114.6 | 115.5 | 111.2 |
| | 1995 | 118.7 | 120.1 | 119.3 | 118.8 | 119.0 | 118.5 | 118.6 | 119.2 | 119.3 | 119.3 | 118.9 | 118.5 | 119.0 |
| | 1996 | 120.1 | 120.4 | 119.8 | 119.9 | 120.2 | 119.5 | 119.6 | 119.1 | 119.3 | 119.3 | 120.1 | 118.2 | 119.6 |
| P700056 | 1997 | 119.4 | 120.0 | 119.6 | | | | | | | | | | |
| Sugar and confectionery – Sucre et confiserie | 1994 | 120.7 | 120.8 | 120.6 | 120.3 | 120.2 | 120.1 | 122.1 | 123.4 | 124.2 | 125.5 | 126.8 | 129.4 | 122.8 |
| | 1995 | 132.3 | 134.4 | 133.6 | 133.8 | 131.5 | 133.4 | 133.0 | 134.8 | 134.2 | 134.9 | 129.8 | 131.5 | 133.1 |
| | 1996 | 130.7 | 133.0 | 134.9 | 137.5 | 136.6 | 136.0 | 139.0 | 136.9 | 137.2 | 138.1 | 140.9 | 138.9 | 136.6 |
| P700057 | 1997 | 138.0 | 137.9 | 139.1 | | | | | | | | | | |
| Fats and oils – Matières grasses et huiles | 1994 | 109.4 | 108.8 | 109.3 | 110.7 | 112.3 | 112.9 | 112.4 | 112.1 | 112.9 | 112.6 | 114.0 | 115.7 | 111.9 |
| | 1995 | 115.9 | 117.4 | 118.4 | 118.1 | 120.5 | 120.9 | 120.6 | 121.5 | 122.3 | 121.6 | 121.7 | 122.6 | 120.1 |
| | 1996 | 121.9 | 122.7 | 123.2 | 123.1 | 123.2 | 122.7 | 122.3 | 122.3 | 122.9 | 123.9 | 124.0 | 123.6 | 123.0 |
| P700060 | 1997 | 125.1 | 123.7 | 123.0 | | | | | | | | | | |
| Coffee and tea – Café et thé | 1994 | 72.0 | 72.5 | 72.2 | 72.5 | 71.6 | 72.9 | 77.8 | 88.5 | 95.7 | 106.6 | 109.5 | 111.2 | 85.3 |
| | 1995 | 112.1 | 111.1 | 110.2 | 109.8 | 109.6 | 109.4 | 108.8 | 108.7 | 107.7 | 105.5 | 105.9 | 105.0 | 108.7 |
| | 1996 | 105.4 | 103.3 | 101.0 | 100.7 | 101.0 | 99.7 | 100.2 | 99.7 | 98.9 | 98.5 | 98.7 | 97.7 | 100.4 |
| P700063 | 1997 | 98.1 | 98.1 | 98.3 | | | | | | | | | | |
| Coffee – Café | 1994 | 64.9 | 65.5 | 65.4 | 65.4 | 64.9 | 66.7 | 72.7 | 86.2 | 95.5 | 109.6 | 113.5 | 115.4 | 82.1 |
| | 1995 | 116.6 | 115.0 | 113.8 | 113.3 | 112.8 | 112.3 | 111.7 | 111.4 | 110.1 | 107.6 | 108.0 | 106.9 | 111.6 |
| | 1996 | 107.1 | 104.5 | 101.3 | 100.9 | 100.4 | 98.5 | 99.6 | 98.9 | 97.7 | 97.2 | 97.2 | 96.1 | 100.0 |
| P700064 | 1997 | 96.6 | 96.5 | 96.7 | | | | | | | | | | |
| Tea – Thé | 1994 | 96.0 | 96.3 | 95.4 | 96.3 | 94.6 | 93.8 | 95.0 | 96.1 | 95.8 | 95.8 | 95.3 | 96.2 | 95.6 |
| | 1995 | 95.8 | 97.3 | 97.2 | 97.5 | 98.7 | 99.4 | 98.7 | 99.3 | 99.6 | 98.4 | 98.9 | 98.7 | 98.3 |
| | 1996 | 100.0 | 99.9 | 100.6 | 100.4 | 104.0 | 105.0 | 103.4 | 103.9 | 104.1 | 104.0 | 105.1 | 104.6 | 102.9 |
| P700065 | 1997 | 104.9 | 104.8 | 105.3 | | | | | | | | | | |
| Condiments, spices and vinegars – Condiments, épices et vinaigres | 1994 | 115.3 | 115.8 | 116.4 | 115.4 | 113.9 | 114.5 | 115.7 | 116.0 | 116.9 | 116.2 | 116.9 | 117.4 | 115.9 |
| | 1995 | 118.7 | 118.9 | 119.4 | 119.6 | 119.4 | 118.5 | 119.4 | 120.5 | 120.8 | 121.4 | 121.7 | 121.5 | 120.0 |
| | 1996 | 122.1 | 122.9 | 122.2 | 122.2 | 121.9 | 121.8 | 121.5 | 122.6 | 123.2 | 123.9 | 124.3 | 125.1 | 122.8 |
| P700066 | 1997 | 125.8 | 125.2 | 125.3 | | | | | | | | | | |
| Other food preparations – Autres préparations alimentaires | 1994 | 124.9 | 125.1 | 125.0 | 125.0 | 123.8 | 123.3 | 123.6 | 123.3 | 123.6 | 123.8 | 123.1 | 124.4 | 124.1 |
| | 1995 | 126.3 | 127.1 | 126.9 | 127.2 | 128.2 | 128.1 | 127.9 | 128.7 | 128.5 | 128.6 | 128.1 | 129.0 | 127.9 |
| | 1996 | 129.7 | 130.3 | 129.0 | 129.4 | 129.5 | 130.8 | 130.7 | 129.8 | 129.8 | 129.3 | 130.7 | 130.5 | 130.0 |
| P700067 | 1997 | 131.9 | 133.1 | 132.3 | | | | | | | | | | |

TABLE - 3 (Continued)

**Consumer Price Indexes for Canada,
Major Components, Sub-groups and
Special Aggregates (Not Seasonally Adjusted),
1994-1997, 1986 = 100**

TABLEAU - 3 (Suite)

**Indices des prix à la consommation,
Canada, composantes principales, sous-groupes
et agrégats spéciaux (non désaisonnalisés),
1994-1997, 1986 = 100**

| | | Indexes - Indices | | | | | | | | | | | | Annual average Moyenne annuelle |
|--|-------------|-------------------|--------------|--------------|--------------|--------------|--------------|--------------|--------------|--------------|--------------|--------------|--------------|--|
| | | Jan. | Feb. | March | April | May | June | July | Aug. | Sept. | Oct. | Nov. | Dec. | |
| | | Jan. | Fév. | Mars | Avril | Mai | Juin | Juillet | Août | Sept. | Oct. | Nov. | Déc. | |
| Non-alcoholic beverages – Boissons non alcoolisées | 1994 | 105.4 | 106.4 | 104.5 | 106.8 | 103.9 | 101.5 | 100.1 | 98.7 | 98.8 | 99.8 | 99.3 | 98.7 | 102.0 |
| | 1995 | 106.4 | 110.3 | 107.4 | 105.3 | 105.2 | 103.0 | 103.9 | 103.8 | 104.7 | 105.2 | 106.0 | 103.1 | 105.4 |
| | 1996 | 108.5 | 108.4 | 108.4 | 107.3 | 108.6 | 105.3 | 104.7 | 104.5 | 105.0 | 104.7 | 104.4 | 98.3 | 105.7 |
| P700072 | 1997 | 100.6 | 102.5 | 101.2 | | | | | | | | | | |
| Food purchased from restaurants – Aliments achetés au restaurant | 1994 | 138.4 | 138.6 | 138.8 | 139.0 | 138.7 | 138.7 | 139.1 | 139.5 | 139.8 | 140.1 | 140.2 | 140.3 | 139.3 |
| | 1995 | 140.6 | 140.9 | 141.0 | 141.3 | 141.8 | 142.0 | 142.3 | 142.6 | 142.9 | 142.9 | 142.7 | 142.9 | 142.0 |
| | 1996 | 143.2 | 143.5 | 143.6 | 143.8 | 143.9 | 144.3 | 144.5 | 144.5 | 144.7 | 145.1 | 145.3 | 145.4 | 144.3 |
| P700073 | 1997 | 145.4 | 145.7 | 146.0 | | | | | | | | | | |
| Food purchased from table-service restaurants – Aliments achetés de restaurants à service aux tables | 1994 | 137.2 | 137.4 | 137.7 | 137.7 | 137.4 | 137.5 | 137.7 | 138.2 | 138.7 | 139.0 | 139.1 | 139.1 | 138.1 |
| | 1995 | 139.3 | 139.6 | 139.7 | 140.0 | 140.2 | 140.5 | 140.6 | 141.0 | 141.3 | 141.4 | 141.4 | 141.6 | 140.6 |
| | 1996 | 141.8 | 142.2 | 142.3 | 142.5 | 142.7 | 143.2 | 143.3 | 143.4 | 143.5 | 143.9 | 144.2 | 144.3 | 143.1 |
| P700074 | 1997 | 144.4 | 144.8 | 145.1 | | | | | | | | | | |
| Food purchased from fast food restaurants – Aliments achetés de restaurants à service rapide | 1994 | 139.6 | 139.6 | 139.7 | 140.2 | 140.0 | 140.0 | 140.6 | 140.7 | 140.9 | 141.0 | 141.1 | 141.1 | 140.4 |
| | 1995 | 141.7 | 141.7 | 141.9 | 142.4 | 143.4 | 143.4 | 144.2 | 144.2 | 144.6 | 144.4 | 143.8 | 143.8 | 143.3 |
| | 1996 | 144.5 | 144.5 | 144.5 | 144.8 | 144.6 | 144.6 | 145.2 | 145.2 | 145.4 | 145.8 | 145.9 | 145.9 | 145.1 |
| P700075 | 1997 | 145.9 | 145.9 | 146.2 | | | | | | | | | | |
| SHELTER – LOGEMENT | 1994 | 132.7 | 132.7 | 132.5 | 131.8 | 131.9 | 132.1 | 132.2 | 132.4 | 132.6 | 132.9 | 133.1 | 133.4 | 132.5 |
| | 1995 | 133.7 | 133.7 | 133.9 | 133.4 | 133.9 | 134.1 | 134.1 | 134.1 | 134.1 | 134.0 | 134.2 | 134.3 | 134.0 |
| | 1996 | 134.3 | 134.3 | 134.2 | 134.1 | 134.2 | 134.0 | 134.1 | 133.9 | 134.1 | 134.7 | 134.3 | 134.5 | 134.2 |
| P700077 | 1997 | 134.8 | 134.7 | 134.8 | | | | | | | | | | |
| Rented accommodation – Logement en location | 1994 | 129.1 | 129.2 | 129.4 | 129.4 | 129.6 | 129.7 | 129.8 | 130.1 | 130.3 | 130.4 | 130.7 | 130.8 | 129.9 |
| | 1995 | 131.0 | 131.1 | 131.2 | 131.3 | 131.6 | 131.7 | 131.8 | 132.0 | 132.2 | 132.2 | 132.4 | 132.5 | 131.8 |
| | 1996 | 132.6 | 132.7 | 132.8 | 133.0 | 133.2 | 133.3 | 133.5 | 133.7 | 134.0 | 134.0 | 134.1 | 134.2 | 133.4 |
| P700078 | 1997 | 134.3 | 134.4 | 134.5 | | | | | | | | | | |
| Rent - Loyer | 1994 | 129.7 | 129.8 | 129.9 | 130.1 | 130.2 | 130.3 | 130.4 | 130.8 | 131.0 | 131.1 | 131.4 | 131.6 | 130.5 |
| | 1995 | 131.7 | 131.9 | 132.0 | 132.1 | 132.2 | 132.3 | 132.5 | 132.7 | 132.9 | 133.1 | 133.2 | 133.3 | 132.5 |
| | 1996 | 133.4 | 133.6 | 133.7 | 133.8 | 134.0 | 134.1 | 134.3 | 134.5 | 134.6 | 134.8 | 134.9 | 135.0 | 134.2 |
| P700079 | 1997 | 135.1 | 135.2 | 135.3 | | | | | | | | | | |
| Owned accommodation – Logement en propriété | 1994 | 133.4 | 133.1 | 132.8 | 131.8 | 132.1 | 132.4 | 132.4 | 132.7 | 133.0 | 133.4 | 133.3 | 133.6 | 132.8 |
| | 1995 | 134.1 | 134.2 | 134.6 | 134.6 | 135.3 | 135.2 | 135.1 | 135.0 | 134.9 | 135.1 | 135.0 | 134.8 | 134.8 |
| | 1996 | 134.6 | 134.5 | 134.2 | 134.3 | 134.2 | 133.9 | 133.8 | 133.4 | 133.5 | 133.6 | 133.2 | 133.1 | 133.9 |
| P700082 | 1997 | 133.0 | 132.8 | 132.9 | | | | | | | | | | |
| Mortgage interest cost – Coût d'intérêt hypothécaire | 1994 | 120.8 | 119.7 | 118.7 | 118.0 | 118.0 | 118.1 | 118.3 | 119.2 | 119.7 | 120.2 | 120.6 | 121.0 | 119.4 |
| | 1995 | 121.7 | 122.5 | 123.2 | 123.8 | 124.2 | 124.3 | 124.2 | 124.0 | 124.0 | 124.1 | 124.2 | 124.1 | 123.7 |
| | 1996 | 123.8 | 123.3 | 122.9 | 122.5 | 122.3 | 122.0 | 121.5 | 120.9 | 120.4 | 119.9 | 119.2 | 118.4 | 121.4 |
| P700083 | 1997 | 117.4 | 117.0 | 116.5 | | | | | | | | | | |
| Replacement cost – Coût de remplacement | 1994 | 133.2 | 133.2 | 132.9 | 132.9 | 133.0 | 133.1 | 133.3 | 133.1 | 133.4 | 133.5 | 133.5 | 133.4 | 133.2 |
| | 1995 | 133.4 | 133.4 | 133.1 | 133.0 | 132.9 | 132.5 | 132.2 | 132.3 | 132.2 | 132.0 | 131.5 | 131.0 | 132.5 |
| | 1996 | 131.1 | 131.1 | 130.5 | 130.4 | 129.9 | 129.7 | 129.8 | 129.8 | 130.1 | 130.1 | 130.0 | 130.5 | 130.3 |
| P700084 | 1997 | 130.5 | 130.9 | 131.1 | | | | | | | | | | |
| Property taxes (including special charges) – Impôts fonciers (incluant les frais spéciaux) | 1994 | 160.4 | 160.4 | 160.4 | 160.4 | 160.4 | 160.4 | 160.4 | 160.4 | 160.4 | 162.5 | 162.5 | 162.5 | 160.9 |
| | 1995 | 162.5 | 162.5 | 162.5 | 162.5 | 162.5 | 162.5 | 162.5 | 162.5 | 162.5 | 165.2 | 165.2 | 165.2 | 163.2 |
| | 1996 | 165.2 | 165.2 | 165.2 | 165.2 | 165.2 | 165.2 | 165.2 | 165.2 | 165.2 | 167.2 | 167.2 | 167.2 | 165.7 |
| P700085 | 1997 | 167.2 | 167.2 | 167.2 | | | | | | | | | | |
| Homeowners' insurance premiums – Primes d'assurance de propriétaire | 1994 | 144.0 | 143.9 | 143.6 | 144.5 | 144.5 | 144.5 | 144.6 | 144.9 | 144.7 | 145.0 | 145.3 | 145.5 | 144.6 |
| | 1995 | 145.8 | 146.8 | 146.9 | 146.5 | 146.5 | 146.4 | 146.0 | 146.8 | 146.7 | 147.1 | 146.7 | 146.2 | 146.5 |
| | 1996 | 146.4 | 146.3 | 145.8 | 146.1 | 145.5 | 145.3 | 145.4 | 145.2 | 145.2 | 145.1 | 144.9 | 144.9 | 145.5 |
| P700086 | 1997 | 148.8 | 149.2 | 149.2 | | | | | | | | | | |

TABLE - 3 (Continued)

**Consumer Price Indexes for Canada,
Major Components, Sub-groups and
Special Aggregates (Not Seasonally Adjusted),
1994-1997, 1986 = 100**

TABLEAU - 3 (Suite)

**Indices des prix à la consommation,
Canada, composantes principales, sous-groupes
et agrégats spéciaux (non désaisonnalisés),
1994-1997, 1986 = 100**

| | | Indexes - Indices | | | | | | | | | | | | Annual average Moyenne annuelle |
|--|-------------|-------------------|--------------|--------------|--------------|--------------|--------------|--------------|--------------|--------------|--------------|--------------|--------------|--|
| | | Jan. | Feb. | March | April | May | June | July | Aug. | Sept. | Oct. | Nov. | Dec. | |
| | | Jan. | Fév. | Mars | Avril | Mai | Juin | Juillet | Août | Sept. | Oct. | Nov. | Déc. | |
| Homeowners' maintenance and repairs – Entretien et réparations par le propriétaire | 1994 | 117.3 | 117.5 | 118.9 | 112.0 | 114.3 | 116.0 | 114.3 | 114.7 | 115.1 | 113.3 | 111.1 | 112.2 | 114.7 |
| | 1995 | 114.5 | 111.9 | 113.8 | 112.3 | 117.6 | 117.3 | 118.1 | 117.7 | 116.2 | 113.6 | 113.5 | 113.8 | 115.0 |
| | 1996 | 113.3 | 113.9 | 114.8 | 116.0 | 118.0 | 116.7 | 117.8 | 116.4 | 118.6 | 118.1 | 117.3 | 118.2 | 116.6 |
| P700087 | 1997 | 119.0 | 117.6 | 119.4 | | | | | | | | | | |
| Water, fuel and electricity – Eau, combustible et électricité | 1994 | 137.5 | 138.1 | 138.2 | 136.3 | 136.0 | 136.0 | 136.1 | 136.2 | 136.1 | 136.1 | 136.9 | 137.8 | 136.8 |
| | 1995 | 137.6 | 137.1 | 137.0 | 133.6 | 133.8 | 134.9 | 135.1 | 135.1 | 135.0 | 134.0 | 135.6 | 136.5 | 135.4 |
| | 1996 | 136.9 | 137.1 | 137.4 | 136.1 | 136.6 | 136.6 | 137.0 | 137.0 | 137.0 | 140.6 | 139.4 | 140.7 | 137.7 |
| P700089 | 1997 | 142.6 | 142.7 | 143.0 | | | | | | | | | | |
| Electricity – Électricité | 1994 | 152.0 | 152.0 | 152.1 | 152.7 | 152.4 | 152.4 | 152.4 | 152.4 | 152.4 | 152.4 | 152.4 | 152.4 | 152.3 |
| | 1995 | 152.2 | 152.2 | 152.2 | 150.2 | 150.2 | 151.9 | 151.9 | 151.9 | 151.9 | 151.9 | 151.9 | 151.9 | 151.7 |
| | 1996 | 152.2 | 152.2 | 152.4 | 153.0 | 153.8 | 153.8 | 153.9 | 153.9 | 153.9 | 154.1 | 154.1 | 154.1 | 153.5 |
| P700090 | 1997 | 154.1 | 154.1 | 154.1 | | | | | | | | | | |
| Water – Eau | 1994 | 159.2 | 159.6 | 159.6 | 159.9 | 159.9 | 160.0 | 160.9 | 161.1 | 161.1 | 161.2 | 161.3 | 161.3 | 160.4 |
| | 1995 | 164.7 | 165.6 | 165.6 | 165.8 | 165.9 | 165.9 | 168.5 | 168.5 | 168.5 | 168.7 | 168.8 | 168.8 | 167.1 |
| | 1996 | 171.6 | 171.9 | 172.2 | 172.6 | 172.6 | 172.6 | 173.4 | 173.4 | 173.4 | 173.5 | 173.5 | 173.5 | 172.9 |
| P700091 | 1997 | 176.5 | 176.8 | 176.8 | | | | | | | | | | |
| Piped gas – Gaz | 1994 | 114.8 | 116.9 | 116.9 | 108.8 | 108.7 | 108.6 | 108.7 | 108.8 | 108.8 | 109.2 | 112.0 | 115.4 | 111.5 |
| | 1995 | 113.5 | 111.1 | 111.1 | 100.8 | 101.2 | 102.1 | 101.9 | 101.9 | 101.9 | 97.6 | 104.4 | 108.3 | 104.7 |
| | 1996 | 107.0 | 106.9 | 106.9 | 99.0 | 99.0 | 99.0 | 100.0 | 100.0 | 100.0 | 111.3 | 103.8 | 108.4 | 103.4 |
| P700092 | 1997 | 114.7 | 114.8 | 117.5 | | | | | | | | | | |
| Fuel oil and other fuel – Mazout et autres combustibles | 1994 | 121.3 | 121.9 | 122.4 | 121.3 | 120.4 | 120.4 | 120.4 | 120.4 | 120.3 | 119.2 | 119.1 | 119.2 | 120.5 |
| | 1995 | 119.5 | 119.5 | 118.6 | 118.6 | 118.8 | 118.8 | 118.8 | 118.8 | 118.3 | 118.2 | 118.7 | 118.9 | 118.8 |
| | 1996 | 121.2 | 122.3 | 123.3 | 124.4 | 125.0 | 125.0 | 125.0 | 125.0 | 125.4 | 132.5 | 135.7 | 138.6 | 127.0 |
| P700093 | 1997 | 140.1 | 140.7 | 138.1 | | | | | | | | | | |
| HOUSEHOLD OPERATIONS AND FURNISHINGS – DÉPENSES ET ÉQUIPEMENT DU MÉNAGE | 1994 | 119.2 | 119.8 | 119.5 | 119.7 | 118.7 | 118.9 | 118.8 | 118.6 | 119.5 | 119.3 | 119.3 | 119.8 | 119.3 |
| | 1995 | 120.3 | 120.7 | 121.2 | 121.4 | 121.6 | 121.3 | 121.5 | 121.7 | 122.2 | 122.4 | 122.2 | 122.2 | 121.6 |
| | 1996 | 123.2 | 123.5 | 124.0 | 123.9 | 124.0 | 124.5 | 124.5 | 124.7 | 124.8 | 124.3 | 124.1 | 124.2 | 124.1 |
| P700094 | 1997 | 125.5 | 125.5 | 125.9 | | | | | | | | | | |
| Household Operations – Dépenses du ménage | 1994 | 121.8 | 122.1 | 121.6 | 121.8 | 120.4 | 120.3 | 120.6 | 120.4 | 120.3 | 120.4 | 120.7 | 120.8 | 120.9 |
| | 1995 | 121.4 | 122.1 | 122.3 | 122.7 | 123.2 | 123.5 | 123.9 | 124.5 | 124.6 | 124.9 | 125.1 | 125.2 | 123.6 |
| | 1996 | 127.2 | 127.6 | 127.7 | 128.2 | 127.9 | 127.8 | 127.7 | 128.1 | 128.3 | 128.2 | 128.0 | 128.1 | 127.9 |
| P700095 | 1997 | 130.6 | 130.5 | 130.5 | | | | | | | | | | |
| Communications – Communications | 1994 | 98.3 | 98.3 | 98.2 | 98.2 | 98.1 | 98.1 | 98.1 | 98.1 | 98.1 | 98.1 | 98.1 | 97.9 | 98.1 |
| | 1995 | 98.1 | 98.1 | 98.1 | 98.2 | 98.3 | 98.5 | 98.5 | 98.8 | 98.8 | 98.5 | 98.5 | 98.5 | 98.4 |
| | 1996 | 103.2 | 103.3 | 103.7 | 103.6 | 103.7 | 103.7 | 103.7 | 103.8 | 104.4 | 104.0 | 103.1 | 103.1 | 103.6 |
| P700096 | 1997 | 108.5 | 107.4 | 107.4 | | | | | | | | | | |
| Telephone services – Services téléphoniques | 1994 | 94.4 | 94.4 | 94.2 | 94.2 | 94.0 | 94.0 | 94.0 | 94.0 | 94.0 | 94.0 | 94.0 | 94.0 | 94.1 |
| | 1995 | 94.0 | 94.1 | 94.1 | 94.1 | 94.3 | 94.5 | 94.5 | 94.5 | 94.5 | 94.2 | 94.2 | 94.2 | 94.3 |
| | 1996 | 99.0 | 99.1 | 99.5 | 99.4 | 99.5 | 99.5 | 99.5 | 99.6 | 100.3 | 99.9 | 98.9 | 98.9 | 99.4 |
| P700097 | 1997 | 104.5 | 103.4 | 103.4 | | | | | | | | | | |
| Postal and other communication services – Services postaux et autres services de communication | 1994 | 141.3 | 141.3 | 142.2 | 142.2 | 142.9 | 142.9 | 142.9 | 142.9 | 142.9 | 142.9 | 142.9 | 141.0 | 142.4 |
| | 1995 | 144.0 | 144.0 | 144.0 | 144.0 | 144.0 | 144.0 | 144.0 | 148.3 | 148.3 | 148.3 | 148.3 | 147.9 | 145.8 |
| | 1996 | 150.0 | 150.0 | 150.0 | 150.0 | 150.0 | 150.0 | 150.0 | 150.0 | 150.0 | 150.0 | 150.0 | 150.0 | 150.0 |
| P700098 | 1997 | 150.0 | 150.0 | 150.0 | | | | | | | | | | |
| Child care and domestic services – Soins pour enfants et services d'aide familiale | 1994 | 153.7 | 154.5 | 154.5 | 154.7 | 154.8 | 154.8 | 154.8 | 154.8 | 155.6 | 156.5 | 156.5 | 156.5 | 155.1 |
| | 1995 | 156.7 | 157.3 | 157.4 | 158.4 | 158.4 | 158.4 | 158.5 | 158.5 | 159.3 | 160.6 | 160.6 | 160.6 | 158.7 |
| | 1996 | 160.6 | 161.3 | 161.3 | 161.8 | 161.8 | 161.8 | 161.8 | 161.8 | 162.6 | 163.3 | 163.3 | 163.4 | 162.1 |
| P700099 | 1997 | 163.4 | 164.1 | 164.1 | | | | | | | | | | |

TABLE - 3 (Continued)

**Consumer Price Indexes for Canada,
Major Components, Sub-groups and
Special Aggregates (Not Seasonally Adjusted),
1994-1997, 1986 = 100**

TABLEAU - 3 (Suite)

**Indices des prix à la consommation,
Canada, composantes principales, sous-groupes
et agrégats spéciaux (non désaisonnalisés),
1994-1997, 1986 = 100**

| | | Indexes - Indices | | | | | | | | | | | | Annual average Moyenne annuelle |
|---|---------|-------------------|-------|-------|-------|-------|-------|---------|-------|-------|-------|-------|-------|--|
| | | Jan. | Feb. | March | April | May | June | July | Aug. | Sept. | Oct. | Nov. | Dec. | |
| | | Jan. | Fév. | Mars | Avril | Mai | Juin | Juillet | Août | Sept. | Oct. | Nov. | Déc. | |
| Child care – Soins pour enfants | 1994 | 154.5 | 155.4 | 155.4 | 155.7 | 155.7 | 155.7 | 155.7 | 155.7 | 156.7 | 157.7 | 157.7 | 157.7 | 156.1 |
| | 1995 | 157.7 | 158.3 | 158.3 | 159.7 | 159.7 | 159.7 | 159.7 | 159.7 | 160.4 | 161.4 | 161.4 | 161.4 | 159.8 |
| | 1996 | 161.4 | 162.2 | 162.2 | 162.8 | 162.8 | 162.8 | 162.8 | 162.8 | 163.5 | 164.2 | 164.2 | 164.2 | 163.0 |
| | P700100 | 1997 | 164.2 | 165.1 | 165.1 | | | | | | | | | |
| Domestic services – Services d'aide familiale | 1994 | 151.2 | 151.5 | 151.5 | 151.5 | 152.0 | 152.0 | 152.0 | 152.0 | 152.3 | 152.7 | 152.7 | 152.7 | 152.0 |
| | 1995 | 153.4 | 153.9 | 154.6 | 154.6 | 154.6 | 154.6 | 154.7 | 154.7 | 155.9 | 158.2 | 158.2 | 158.2 | 155.5 |
| | 1996 | 158.3 | 158.6 | 158.6 | 158.6 | 158.6 | 158.6 | 158.6 | 158.6 | 159.7 | 160.7 | 160.7 | 160.8 | 159.2 |
| | P700101 | 1997 | 160.8 | 160.8 | 160.8 | | | | | | | | | |
| Household chemical products – Produits chimiques ménages | 1994 | 118.0 | 116.7 | 115.3 | 114.7 | 113.0 | 112.5 | 112.5 | 111.8 | 110.6 | 110.6 | 111.9 | 113.1 | 113.4 |
| | 1995 | 114.1 | 114.8 | 114.6 | 114.3 | 114.7 | 114.7 | 115.2 | 115.0 | 113.9 | 112.5 | 113.1 | 114.1 | 114.3 |
| | 1996 | 113.3 | 113.6 | 111.7 | 114.1 | 114.2 | 114.5 | 114.5 | 115.6 | 115.3 | 115.5 | 116.1 | 116.1 | 114.5 |
| | P700102 | 1997 | 116.4 | 116.0 | 114.9 | | | | | | | | | |
| Paper, plastic and foil supplies – Articles ménagers en papier, en plastique et en papier d'aluminium | 1994 | 120.7 | 120.6 | 119.8 | 120.2 | 118.1 | 118.1 | 118.1 | 118.3 | 118.4 | 118.1 | 118.7 | 119.3 | 119.0 |
| | 1995 | 121.2 | 122.4 | 124.4 | 125.6 | 129.5 | 131.1 | 132.8 | 135.9 | 137.3 | 140.4 | 140.7 | 141.7 | 131.9 |
| | 1996 | 141.9 | 142.1 | 143.9 | 143.4 | 142.5 | 141.8 | 140.9 | 141.2 | 140.4 | 140.0 | 140.7 | 141.0 | 141.7 |
| | P700105 | 1997 | 141.1 | 140.6 | 141.6 | | | | | | | | | |
| Other household goods and services – Autres produits et services ménagers | 1994 | 132.3 | 134.3 | 133.4 | 134.3 | 130.3 | 130.1 | 131.4 | 130.9 | 130.5 | 130.1 | 130.5 | 130.1 | 131.5 |
| | 1995 | 130.9 | 132.5 | 132.0 | 132.6 | 132.1 | 132.3 | 132.7 | 133.3 | 133.0 | 133.2 | 133.2 | 132.8 | 132.6 |
| | 1996 | 133.1 | 133.9 | 133.8 | 134.6 | 133.6 | 133.6 | 133.6 | 134.3 | 134.0 | 134.1 | 134.2 | 134.8 | 134.0 |
| | P700108 | 1997 | 135.6 | 137.2 | 137.3 | | | | | | | | | |
| Pet food and supplies – Nourriture et articles pour animaux domestiques | 1994 | 124.8 | 125.4 | 124.1 | 126.1 | 122.8 | 122.0 | 125.5 | 124.4 | 124.4 | 123.4 | 124.1 | 123.4 | 124.2 |
| | 1995 | 124.8 | 125.5 | 124.6 | 125.8 | 125.5 | 125.6 | 126.3 | 127.6 | 128.0 | 128.3 | 128.2 | 128.0 | 126.5 |
| | 1996 | 127.2 | 126.5 | 126.2 | 128.3 | 127.4 | 127.4 | 127.7 | 129.2 | 129.0 | 129.3 | 129.6 | 130.2 | 128.2 |
| | P700109 | 1997 | 130.9 | 132.0 | 131.6 | | | | | | | | | |
| Seeds, plants and cut flowers – Semences, plantes et fleurs coupées | 1994 | 136.7 | 144.3 | 144.1 | 144.0 | 132.5 | 131.7 | 131.7 | 131.5 | 131.5 | 131.5 | 131.7 | 131.8 | 135.3 |
| | 1995 | 132.2 | 138.7 | 138.8 | 139.6 | 138.0 | 136.9 | 137.1 | 137.5 | 137.5 | 137.7 | 137.8 | 138.1 | 137.5 |
| | 1996 | 139.4 | 145.0 | 145.1 | 144.9 | 141.0 | 139.1 | 139.0 | 139.2 | 139.3 | 139.3 | 139.4 | 139.2 | 140.8 |
| | P700110 | 1997 | 139.9 | 146.3 | 146.2 | | | | | | | | | |
| Other horticultural goods – Autres produits horticoles | 1994 | 131.9 | 132.3 | 131.7 | 131.9 | 126.4 | 126.4 | 126.4 | 126.2 | 126.1 | 126.1 | 126.4 | 126.6 | 128.2 |
| | 1995 | 127.2 | 128.0 | 128.2 | 128.6 | 129.3 | 129.3 | 129.6 | 130.3 | 130.4 | 130.7 | 130.9 | 131.1 | 129.5 |
| | 1996 | 133.2 | 133.6 | 133.8 | 134.3 | 131.1 | 131.1 | 130.9 | 131.3 | 131.5 | 131.4 | 131.6 | 131.8 | 132.1 |
| | P700111 | 1997 | 132.8 | 133.2 | 133.2 | | | | | | | | | |
| Household furnishings – Équipement du ménage | 1994 | 116.0 | 117.0 | 117.0 | 117.2 | 116.6 | 117.1 | 116.7 | 116.4 | 118.5 | 118.0 | 117.5 | 118.5 | 117.2 |
| | 1995 | 118.7 | 118.9 | 119.8 | 119.7 | 119.6 | 118.2 | 118.2 | 117.9 | 118.8 | 118.9 | 118.2 | 118.1 | 118.8 |
| | 1996 | 117.7 | 117.8 | 119.0 | 118.0 | 118.6 | 120.0 | 120.1 | 120.1 | 120.0 | 118.9 | 118.8 | 118.7 | 119.0 |
| | P700114 | 1997 | 118.4 | 118.5 | 119.6 | | | | | | | | | |
| Furniture and household textiles – Article d'ameublement | 1994 | 118.4 | 120.0 | 119.3 | 120.2 | 119.1 | 120.0 | 119.1 | 118.6 | 122.2 | 120.9 | 119.6 | 121.4 | 119.9 |
| | 1995 | 121.9 | 122.0 | 122.2 | 122.3 | 122.0 | 120.2 | 120.1 | 119.4 | 121.0 | 120.9 | 119.9 | 120.8 | 121.1 |
| | 1996 | 120.0 | 120.2 | 120.5 | 118.3 | 119.6 | 121.8 | 122.0 | 122.0 | 122.0 | 120.6 | 120.8 | 120.8 | 120.7 |
| | P700115 | 1997 | 120.2 | 120.4 | 121.2 | | | | | | | | | |
| Furniture – Meubles | 1994 | 120.9 | 121.6 | 121.6 | 122.1 | 121.5 | 121.2 | 121.2 | 121.2 | 124.8 | 123.0 | 123.0 | 124.9 | 122.3 |
| | 1995 | 124.9 | 124.4 | 124.4 | 124.4 | 124.2 | 122.6 | 122.4 | 122.4 | 123.7 | 122.7 | 122.7 | 123.9 | 123.6 |
| | 1996 | 123.9 | 123.1 | 123.1 | 121.0 | 121.7 | 125.6 | 125.5 | 125.5 | 125.2 | 122.8 | 122.8 | 122.7 | 123.6 |
| | P700116 | 1997 | 122.7 | 122.8 | 122.8 | | | | | | | | | |
| Household textiles – Articles ménagers en matière textile | 1994 | 116.2 | 120.1 | 117.2 | 119.5 | 117.7 | 120.6 | 117.5 | 115.8 | 120.4 | 120.0 | 114.9 | 117.0 | 118.1 |
| | 1995 | 118.7 | 120.2 | 121.0 | 121.6 | 120.8 | 118.5 | 118.6 | 116.4 | 118.9 | 120.9 | 117.2 | 117.6 | 119.2 |
| | 1996 | 114.5 | 117.5 | 118.6 | 115.8 | 118.9 | 116.6 | 117.9 | 117.7 | 118.3 | 119.5 | 120.4 | 120.4 | 118.0 |
| | P700120 | 1997 | 118.3 | 118.9 | 121.7 | | | | | | | | | |

TABLE - 3 (Continued)

**Consumer Price Indexes for Canada,
Major Components, Sub-groups and
Special Aggregates (Not Seasonally Adjusted),
1994-1997, 1986 = 100**

TABLEAU - 3 (Suite)

**Indices des prix à la consommation,
Canada, composantes principales, sous-groupes
et agrégats spéciaux (non désaisonnalisés),
1994-1997, 1986 = 100**

| | | Indexes - Indices | | | | | | | | | | | | Annual average Moyenne annuelle |
|--|---------|-------------------|-------|-------|-------|-------|-------|---------|-------|-------|-------|-------|-------|--|
| | | Jan. | Feb. | March | April | May | June | July | Aug. | Sept. | Oct. | Nov. | Dec. | |
| | | Jan. | Fév. | Mars | Avril | Mai | Juin | Juillet | Août | Sept. | Oct. | Nov. | Déc. | |
| Household equipment – Équipement ménager | 1994 | 109.8 | 110.3 | 111.0 | 110.3 | 110.2 | 110.3 | 110.3 | 110.3 | 110.9 | 111.2 | 111.4 | 111.5 | 110.6 |
| | 1995 | 111.5 | 111.8 | 113.5 | 113.2 | 113.3 | 112.3 | 112.3 | 112.3 | 112.7 | 113.0 | 112.7 | 111.5 | 112.5 |
| | 1996 | 111.5 | 111.4 | 113.3 | 113.5 | 113.5 | 114.1 | 114.1 | 114.1 | 113.9 | 113.0 | 111.9 | 111.7 | 113.0 |
| | P700124 | 1997 | 111.7 | 111.7 | 113.1 | | | | | | | | | |
| Household appliances – Appareils ménagers | 1994 | 104.1 | 104.7 | 104.9 | 103.8 | 103.1 | 104.3 | 104.2 | 104.2 | 104.7 | 104.4 | 104.4 | 104.8 | 104.3 |
| | 1995 | 104.8 | 105.4 | 105.4 | 104.7 | 104.8 | 104.1 | 104.1 | 104.1 | 105.0 | 104.5 | 104.5 | 104.4 | 104.7 |
| | 1996 | 104.4 | 104.3 | 104.7 | 105.1 | 105.1 | 106.1 | 106.0 | 106.0 | 105.5 | 105.1 | 105.1 | 104.6 | 105.2 |
| | P700125 | 1997 | 104.6 | 104.5 | 104.6 | | | | | | | | | |
| Kitchen utensils, tableware and flatware – Ustensiles de cuisine, couverts et articles de table | 1994 | 116.5 | 116.5 | 119.7 | 119.7 | 123.1 | 120.9 | 120.9 | 120.9 | 120.9 | 119.0 | 122.1 | 120.3 | 120.0 |
| | 1995 | 120.3 | 120.3 | 122.4 | 122.4 | 124.3 | 123.7 | 123.7 | 123.7 | 123.7 | 124.6 | 123.4 | 122.6 | 122.9 |
| | 1996 | 122.6 | 122.6 | 126.5 | 126.5 | 127.3 | 132.7 | 132.7 | 132.7 | 132.7 | 128.4 | 128.6 | 130.1 | 128.6 |
| | P700130 | 1997 | 130.1 | 130.1 | 134.3 | | | | | | | | | |
| Services related to household furnishings and equipment – Services relatifs à l'équipement du ménage | 1994 | 140.5 | 140.5 | 141.6 | 141.6 | 141.6 | 141.3 | 142.1 | 142.1 | 142.1 | 142.8 | 143.9 | 143.7 | 142.0 |
| | 1995 | 143.7 | 143.7 | 143.3 | 143.3 | 143.3 | 143.3 | 143.0 | 143.0 | 143.0 | 143.0 | 142.2 | 142.2 | 143.1 |
| | 1996 | 142.2 | 142.2 | 144.7 | 144.7 | 144.7 | 144.7 | 146.0 | 146.0 | 146.0 | 146.0 | 149.7 | 149.7 | 145.6 |
| | P700136 | 1997 | 149.7 | 149.7 | 151.7 | | | | | | | | | |
| CLOTHING AND FOOTWEAR – HABILLEMENT ET CHAUSSURES | 1994 | 130.7 | 132.9 | 133.6 | 133.4 | 130.9 | 131.6 | 131.7 | 132.0 | 131.7 | 131.4 | 130.9 | 131.0 | 131.8 |
| | 1995 | 131.5 | 133.3 | 132.6 | 133.4 | 131.7 | 130.8 | 130.2 | 131.5 | 132.7 | 132.3 | 132.2 | 129.0 | 131.8 |
| | 1996 | 130.1 | 132.0 | 132.7 | 132.0 | 131.5 | 129.4 | 129.5 | 131.0 | 132.2 | 133.0 | 131.6 | 130.0 | 131.3 |
| | P700137 | 1997 | 130.2 | 131.6 | 133.2 | | | | | | | | | |
| Clothing – Habillement | 1994 | 131.6 | 134.1 | 134.5 | 134.4 | 131.5 | 132.1 | 132.1 | 132.7 | 132.1 | 131.6 | 130.3 | 130.7 | 132.3 |
| | 1995 | 132.3 | 134.0 | 133.0 | 134.3 | 132.3 | 131.1 | 130.9 | 131.7 | 132.7 | 132.3 | 132.7 | 129.5 | 132.2 |
| | 1996 | 130.9 | 133.1 | 133.1 | 132.2 | 132.0 | 129.3 | 130.3 | 132.2 | 132.8 | 134.1 | 132.2 | 130.3 | 131.9 |
| | P700138 | 1997 | 131.3 | 132.8 | 134.3 | | | | | | | | | |
| Women's clothing – Vêtements pour femmes | 1994 | 132.8 | 135.4 | 135.4 | 135.1 | 131.9 | 132.8 | 133.2 | 134.2 | 134.1 | 134.0 | 131.3 | 132.0 | 133.5 |
| | 1995 | 134.3 | 136.4 | 134.4 | 136.4 | 133.6 | 133.0 | 131.9 | 133.5 | 135.1 | 132.3 | 132.9 | 129.7 | 133.6 |
| | 1996 | 132.2 | 135.3 | 134.3 | 132.0 | 131.4 | 130.3 | 130.6 | 133.5 | 134.9 | 134.6 | 133.0 | 131.2 | 132.8 |
| | P700139 | 1997 | 132.9 | 134.2 | 136.2 | | | | | | | | | |
| Men's clothing – Vêtements pour hommes | 1994 | 129.6 | 132.1 | 132.8 | 133.2 | 130.3 | 130.4 | 130.4 | 130.3 | 129.2 | 128.2 | 129.0 | 128.8 | 130.4 |
| | 1995 | 129.7 | 131.6 | 131.9 | 132.4 | 130.9 | 128.1 | 130.4 | 130.9 | 131.3 | 132.5 | 133.1 | 129.3 | 131.0 |
| | 1996 | 130.4 | 130.4 | 131.7 | 132.1 | 132.5 | 127.1 | 129.2 | 130.5 | 130.7 | 133.1 | 131.2 | 128.8 | 130.6 |
| | P700146 | 1997 | 128.4 | 130.7 | 133.1 | | | | | | | | | |
| Children's clothing – Vêtements pour enfants | 1994 | 131.6 | 133.8 | 135.0 | 135.0 | 133.2 | 133.7 | 131.5 | 132.9 | 131.1 | 130.3 | 129.0 | 129.4 | 132.2 |
| | 1995 | 129.8 | 129.5 | 128.4 | 129.9 | 129.2 | 130.6 | 126.3 | 124.6 | 125.0 | 130.6 | 129.6 | 128.1 | 128.5 |
| | 1996 | 126.1 | 130.5 | 131.0 | 132.0 | 132.1 | 130.3 | 130.9 | 130.4 | 128.7 | 133.5 | 130.1 | 130.1 | 130.5 |
| | P700153 | 1997 | 131.6 | 131.7 | 128.3 | | | | | | | | | |
| Footwear – Chaussures | 1994 | 129.5 | 131.2 | 133.3 | 133.7 | 131.2 | 132.7 | 132.5 | 132.2 | 133.1 | 134.4 | 134.8 | 133.1 | 132.6 |
| | 1995 | 128.5 | 133.9 | 133.8 | 133.7 | 133.1 | 132.8 | 129.9 | 132.6 | 135.6 | 135.2 | 134.1 | 128.4 | 132.6 |
| | 1996 | 128.2 | 130.8 | 134.8 | 135.2 | 134.2 | 133.2 | 128.9 | 129.4 | 135.1 | 134.6 | 134.0 | 132.8 | 132.6 |
| | P700159 | 1997 | 129.0 | 130.0 | 134.0 | | | | | | | | | |
| Clothing accessories and jewellery – Accessoires vestimentaires et bijoux | 1994 | 117.9 | 120.3 | 122.0 | 120.1 | 116.7 | 118.4 | 119.4 | 119.7 | 120.4 | 119.3 | 120.8 | 120.1 | 119.6 |
| | 1995 | 120.6 | 120.0 | 119.7 | 119.4 | 117.0 | 117.1 | 116.6 | 119.4 | 119.8 | 119.6 | 117.2 | 115.0 | 118.5 |
| | 1996 | 116.1 | 118.5 | 118.8 | 117.9 | 114.6 | 113.6 | 113.6 | 114.3 | 114.2 | 114.7 | 114.1 | 112.6 | 115.3 |
| | P700164 | 1997 | 112.7 | 115.2 | 115.4 | | | | | | | | | |
| Clothing material, notions and ser- vices – Tissus pour vêtements, menus articles et services vestimentaires | 1994 | 136.9 | 136.9 | 137.5 | 137.2 | 137.8 | 137.7 | 137.8 | 136.8 | 136.5 | 136.2 | 138.4 | 139.0 | 137.4 |
| | 1995 | 139.0 | 138.9 | 139.2 | 139.2 | 138.9 | 139.0 | 139.0 | 139.5 | 139.4 | 139.4 | 140.3 | 139.8 | 139.3 |
| | 1996 | 139.8 | 138.4 | 139.2 | 139.2 | 140.3 | 140.3 | 140.3 | 141.6 | 142.1 | 142.1 | 141.9 | 141.3 | 140.5 |
| | P700169 | 1997 | 141.3 | 141.4 | 142.2 | | | | | | | | | |

TABLE - 3 (Continued)

**Consumer Price Indexes for Canada,
Major Components, Sub-groups and
Special Aggregates (Not Seasonally Adjusted),
1994-1997, 1986 = 100**

TABLEAU - 3 (Suite)

**Indices des prix à la consommation,
Canada, composantes principales, sous-groupes
et agrégats spéciaux (non désaisonnalisés),
1994-1997, 1986 = 100**

| | | Indexes - Indices | | | | | | | | | | | | Annual average Moyenne annuelle |
|---|------|-------------------|-------|-------|-------|-------|-------|---------|-------|-------|-------|-------|-------|--|
| | | Jan. | Feb. | March | April | May | June | July | Aug. | Sept. | Oct. | Nov. | Dec. | |
| | | Jan. | Fév. | Mars | Avril | Mai | Juin | Juillet | Août | Sept. | Oct. | Nov. | Déc. | |
| TRANSPORTATION – TRANSPORTS | 1994 | 127.6 | 129.4 | 129.4 | 130.1 | 130.1 | 130.9 | 132.4 | 132.9 | 132.4 | 131.3 | 134.3 | 135.0 | 131.3 |
| | 1995 | 135.5 | 136.1 | 136.6 | 137.3 | 138.8 | 138.8 | 138.9 | 138.2 | 138.7 | 138.2 | 139.7 | 140.4 | 138.1 |
| | 1996 | 140.5 | 140.4 | 141.7 | 143.1 | 144.9 | 143.8 | 142.4 | 142.7 | 142.9 | 143.1 | 147.9 | 148.3 | 143.5 |
| P700174 | 1997 | 148.1 | 147.9 | 148.0 | | | | | | | | | | |
| Private transportation – Transport privé | 1994 | 127.0 | 128.7 | 128.8 | 129.4 | 129.7 | 130.3 | 131.0 | 131.6 | 131.3 | 130.3 | 133.7 | 133.8 | 130.5 |
| | 1995 | 134.8 | 135.4 | 135.9 | 136.9 | 138.3 | 138.2 | 137.8 | 137.3 | 137.7 | 137.3 | 139.0 | 139.3 | 137.3 |
| | 1996 | 139.8 | 139.6 | 140.4 | 141.9 | 143.9 | 142.7 | 140.9 | 141.1 | 141.6 | 141.9 | 146.7 | 146.5 | 142.3 |
| P700175 | 1997 | 146.3 | 146.7 | 146.2 | | | | | | | | | | |
| Purchase and rental of automotive vehicles – Achat et location de véhicules automobiles | 1994 | 126.2 | 126.6 | 126.5 | 126.7 | 126.3 | 126.2 | 126.7 | 126.7 | 127.2 | 127.2 | 132.5 | 132.2 | 127.6 |
| | 1995 | 134.1 | 134.2 | 134.4 | 134.0 | 134.0 | 134.4 | 134.4 | 134.4 | 135.0 | 135.0 | 140.0 | 139.5 | 135.3 |
| | 1996 | 140.0 | 140.0 | 139.4 | 139.8 | 139.8 | 139.9 | 139.6 | 139.6 | 139.8 | 139.8 | 144.9 | 144.5 | 140.6 |
| P700176 | 1997 | 144.0 | 143.8 | 143.7 | | | | | | | | | | |
| Purchase of automotive vehicles – Achat de véhicules automobiles | 1994 | 126.8 | 127.1 | 126.9 | 127.1 | 126.7 | 126.7 | 127.4 | 127.4 | 127.4 | 127.4 | 132.7 | 132.7 | 128.0 |
| | 1995 | 134.7 | 134.9 | 134.9 | 134.5 | 134.5 | 134.5 | 134.6 | 134.6 | 134.6 | 134.6 | 139.9 | 139.9 | 135.5 |
| | 1996 | 140.4 | 140.4 | 139.9 | 140.3 | 140.3 | 140.3 | 140.0 | 140.0 | 140.0 | 140.0 | 145.4 | 145.4 | 141.0 |
| P700177 | 1997 | 144.8 | 144.7 | 144.7 | | | | | | | | | | |
| Purchase of automobiles – Achat d'automobiles | 1994 | 126.7 | 127.0 | 126.7 | 126.8 | 126.3 | 126.3 | 127.0 | 127.0 | 127.0 | 127.0 | 132.6 | 132.6 | 127.8 |
| | 1995 | 134.3 | 134.4 | 134.4 | 134.2 | 134.2 | 134.2 | 134.3 | 134.3 | 134.3 | 134.3 | 138.6 | 138.6 | 135.0 |
| | 1996 | 139.2 | 139.2 | 138.8 | 139.2 | 139.2 | 139.2 | 139.2 | 139.2 | 139.2 | 139.2 | 144.9 | 144.9 | 140.1 |
| P700178 | 1997 | 144.1 | 144.0 | 144.0 | | | | | | | | | | |
| Purchase of trucks and vans – Achats de camions et fourgonnettes | 1994 | 114.4 | 115.1 | 115.1 | 116.5 | 116.3 | 116.3 | 117.0 | 117.0 | 117.0 | 117.0 | 120.0 | 120.0 | 116.8 |
| | 1995 | 122.6 | 122.8 | 122.8 | 121.9 | 121.9 | 122.1 | 122.1 | 122.1 | 122.1 | 122.1 | 129.0 | 129.0 | 123.4 |
| | 1996 | 129.2 | 129.2 | 128.6 | 128.9 | 128.9 | 128.9 | 128.0 | 128.0 | 128.0 | 128.0 | 132.2 | 132.2 | 129.2 |
| P700179 | 1997 | 132.2 | 132.2 | 132.2 | | | | | | | | | | |
| Rental and leasing of automotive vehicles – Location de véhicules automobiles | 1994 | 119.3 | 119.3 | 123.0 | 123.0 | 122.6 | 117.9 | 117.9 | 117.9 | 129.7 | 129.7 | 129.7 | 125.6 | 123.0 |
| | 1995 | 125.6 | 125.6 | 127.6 | 127.6 | 127.6 | 133.2 | 133.2 | 133.2 | 141.6 | 141.6 | 141.6 | 134.7 | 132.8 |
| | 1996 | 134.7 | 134.7 | 133.5 | 133.5 | 133.5 | 134.2 | 134.7 | 134.7 | 138.3 | 138.3 | 138.3 | 131.9 | 135.0 |
| P700180 | 1997 | 131.9 | 131.9 | 130.1 | | | | | | | | | | |
| Operation of automotive vehicles – Utilisation de véhicules automobiles | 1994 | 129.2 | 132.3 | 132.6 | 133.6 | 134.7 | 136.3 | 137.1 | 138.2 | 137.1 | 134.9 | 136.7 | 136.9 | 135.0 |
| | 1995 | 137.2 | 138.2 | 139.1 | 141.1 | 143.8 | 143.2 | 142.5 | 141.5 | 141.9 | 141.1 | 140.0 | 141.0 | 140.9 |
| | 1996 | 141.4 | 141.2 | 143.2 | 145.6 | 149.2 | 146.9 | 143.8 | 144.3 | 144.9 | 145.4 | 150.2 | 150.2 | 145.5 |
| P700181 | 1997 | 150.3 | 151.1 | 150.3 | | | | | | | | | | |
| Gasoline – Essence | 1994 | 109.2 | 111.4 | 111.7 | 113.7 | 116.3 | 119.9 | 122.0 | 124.3 | 121.7 | 116.6 | 120.0 | 116.8 | 117.0 |
| | 1995 | 116.5 | 117.5 | 119.4 | 123.8 | 129.9 | 128.5 | 126.1 | 122.5 | 123.4 | 121.5 | 118.9 | 121.0 | 122.4 |
| | 1996 | 120.7 | 119.9 | 124.1 | 129.0 | 137.0 | 133.0 | 126.0 | 126.2 | 128.0 | 129.6 | 130.8 | 130.6 | 127.9 |
| P700182 | 1997 | 130.9 | 132.8 | 130.7 | | | | | | | | | | |
| Automotive vehicle parts, maintenance and repairs – Pièces, entretien et réparation de véhicules automobiles | 1994 | 125.0 | 125.1 | 125.1 | 125.5 | 125.3 | 125.5 | 124.5 | 124.5 | 124.5 | 124.5 | 125.7 | 125.6 | 125.1 |
| | 1995 | 125.6 | 125.6 | 125.6 | 125.6 | 125.6 | 125.6 | 126.4 | 126.4 | 126.4 | 126.4 | 126.9 | 126.9 | 126.1 |
| | 1996 | 126.9 | 127.0 | 127.0 | 127.6 | 127.6 | 127.6 | 127.8 | 127.8 | 127.8 | 127.8 | 128.6 | 128.6 | 127.7 |
| P700183 | 1997 | 128.6 | 128.6 | 128.6 | | | | | | | | | | |
| Automotive vehicle parts and supplies – Pièces et matériel pour véhicules automobiles | 1994 | 106.6 | 106.7 | 106.7 | 106.5 | 106.2 | 106.4 | 105.5 | 105.5 | 105.5 | 105.6 | 106.7 | 106.7 | 106.2 |
| | 1995 | 106.7 | 106.8 | 106.8 | 106.5 | 106.5 | 106.5 | 107.8 | 107.8 | 107.8 | 107.8 | 108.9 | 108.9 | 107.4 |
| | 1996 | 108.9 | 109.0 | 109.0 | 108.5 | 108.5 | 108.5 | 108.7 | 108.7 | 108.7 | 108.7 | 108.6 | 108.6 | 108.7 |
| P700184 | 1997 | 108.7 | 108.7 | 108.7 | | | | | | | | | | |
| Automotive vehicle maintenance and repair services – Services de réparation et d'entretien pour véhicules automobiles | 1994 | 134.9 | 134.9 | 134.9 | 135.5 | 135.7 | 135.7 | 134.7 | 134.7 | 134.7 | 134.7 | 135.8 | 135.8 | 135.2 |
| | 1995 | 135.8 | 135.8 | 135.8 | 136.1 | 136.1 | 136.1 | 136.3 | 136.3 | 136.3 | 136.3 | 136.4 | 136.4 | 136.1 |
| | 1996 | 136.4 | 136.4 | 136.4 | 137.8 | 137.8 | 137.8 | 138.1 | 138.1 | 138.1 | 138.1 | 139.5 | 139.5 | 137.8 |
| P7000185 | 1996 | 139.5 | 139.5 | 139.5 | | | | | | | | | | |

TABLE - 3 (Continued)

**Consumer Price Indexes for Canada,
Major Components, Sub-groups and
Special Aggregates (Not Seasonally Adjusted),
1994-1997, 1986 = 100**

TABLEAU - 3 (Suite)

**Indices des prix à la consommation,
Canada, composantes principales, sous-groupes
et agrégats spéciaux (non désaisonnalisés),
1994-1997, 1986 = 100**

| | | Indexes - Indices | | | | | | | | | | | | Annual average Moyenne annuelle |
|---|------|-------------------|-------|-------|-------|-------|-------|---------|-------|-------|-------|-------|-------|--|
| | | Jan. | Feb. | March | April | May | June | July | Aug. | Sept. | Oct. | Nov. | Dec. | |
| | | Jan. | Fév. | Mars | Avril | Mai | Juin | Juillet | Août | Sept. | Oct. | Nov. | Déc. | |
| Other automotive vehicle operating expenses – Autres dépenses d'utilisation des véhicules automobiles | 1994 | 160.1 | 166.9 | 167.3 | 167.6 | 167.6 | 167.6 | 167.8 | 168.3 | 168.2 | 168.2 | 168.2 | 173.6 | 167.6 |
| | 1995 | 175.0 | 176.7 | 176.8 | 176.8 | 176.9 | 177.1 | 177.6 | 179.4 | 179.4 | 179.6 | 179.5 | 179.5 | 177.9 |
| | 1996 | 181.4 | 181.7 | 182.0 | 182.3 | 182.5 | 180.9 | 180.9 | 182.0 | 181.6 | 180.8 | 193.7 | 193.8 | 183.6 |
| P700186 | 1997 | 193.8 | 193.7 | 194.0 | | | | | | | | | | |
| Automotive vehicle insurance premiums – Primes d'assurance de véhicules automobiles | 1994 | 159.9 | 168.3 | 168.8 | 169.0 | 169.0 | 169.0 | 169.2 | 169.8 | 169.8 | 169.8 | 169.8 | 176.2 | 169.1 |
| | 1995 | 177.9 | 179.9 | 180.0 | 180.0 | 180.1 | 180.3 | 180.9 | 183.1 | 183.1 | 183.3 | 183.3 | 183.3 | 181.3 |
| | 1996 | 185.6 | 185.9 | 186.2 | 186.6 | 186.7 | 184.8 | 184.8 | 186.2 | 185.5 | 184.7 | 200.4 | 200.2 | 188.1 |
| P700187 | 1997 | 200.2 | 200.2 | 200.6 | | | | | | | | | | |
| Automotive vehicle registration fees – Frais d'immatriculation de véhicules automobiles | 1994 | 150.2 | 150.2 | 149.4 | 150.1 | 150.1 | 150.1 | 150.1 | 150.1 | 150.1 | 150.1 | 150.1 | 150.1 | 150.1 |
| | 1995 | 150.4 | 150.4 | 150.4 | 150.4 | 150.4 | 150.4 | 150.4 | 150.4 | 150.4 | 150.4 | 149.1 | 149.1 | 150.2 |
| | 1996 | 149.7 | 149.7 | 149.7 | 149.7 | 149.7 | 149.7 | 149.7 | 149.7 | 149.7 | 149.7 | 149.7 | 151.2 | 149.8 |
| P700188 | 1997 | 151.2 | 150.6 | 150.6 | | | | | | | | | | |
| Drivers' licences – Permis de conduire | 1994 | 191.8 | 191.8 | 191.8 | 192.2 | 192.2 | 192.2 | 192.2 | 192.2 | 192.2 | 192.2 | 192.2 | 192.2 | 192.1 |
| | 1995 | 192.7 | 192.7 | 192.7 | 192.7 | 192.7 | 192.7 | 192.7 | 192.7 | 192.7 | 192.7 | 192.7 | 192.7 | 192.7 |
| | 1996 | 194.3 | 194.3 | 194.3 | 194.3 | 194.3 | 194.3 | 194.3 | 194.3 | 194.3 | 194.3 | 194.3 | 198.1 | 194.6 |
| P700189 | 1997 | 198.1 | 198.1 | 198.1 | | | | | | | | | | |
| Parking fees – Frais de stationnement | 1994 | 184.9 | 184.9 | 184.9 | 184.9 | 184.9 | 184.5 | 184.6 | 184.6 | 184.6 | 184.6 | 184.6 | 185.8 | 184.8 |
| | 1995 | 185.8 | 185.8 | 185.8 | 185.8 | 185.8 | 187.4 | 187.4 | 187.4 | 187.4 | 187.4 | 187.4 | 187.8 | 186.8 |
| | 1996 | 187.7 | 187.7 | 187.7 | 187.7 | 187.7 | 188.3 | 188.9 | 188.9 | 189.8 | 189.8 | 189.8 | 189.5 | 188.6 |
| P700190 | 1997 | 189.5 | 189.5 | 189.5 | | | | | | | | | | |
| Public transportation – Transport public | 1994 | 141.3 | 144.5 | 143.2 | 144.8 | 142.6 | 145.0 | 153.7 | 153.4 | 150.4 | 148.8 | 148.5 | 154.4 | 147.6 |
| | 1995 | 148.0 | 148.3 | 148.9 | 147.1 | 148.1 | 150.3 | 156.3 | 154.8 | 154.7 | 153.3 | 152.6 | 158.9 | 151.8 |
| | 1996 | 153.7 | 154.3 | 161.3 | 161.9 | 161.9 | 161.7 | 166.8 | 167.7 | 164.6 | 163.7 | 166.5 | 175.9 | 163.3 |
| P700192 | 1997 | 174.9 | 166.7 | 174.5 | | | | | | | | | | |
| Local and commuter transportation – Transport local et de banlieue | 1994 | 156.1 | 156.4 | 156.4 | 156.5 | 156.7 | 157.2 | 157.5 | 157.5 | 157.5 | 157.6 | 157.6 | 157.6 | 157.1 |
| | 1995 | 158.7 | 158.7 | 158.7 | 158.8 | 158.8 | 158.8 | 159.0 | 159.0 | 166.0 | 166.4 | 166.4 | 166.4 | 161.3 |
| | 1996 | 168.1 | 168.5 | 168.6 | 168.6 | 168.7 | 175.8 | 176.4 | 176.4 | 176.4 | 176.5 | 176.5 | 176.5 | 173.1 |
| P700193 | 1997 | 177.9 | 178.0 | 178.0 | | | | | | | | | | |
| City bus and subway transportation – Transport urbain en autobus et métro | 1994 | 162.3 | 162.7 | 162.7 | 162.7 | 162.9 | 163.0 | 163.4 | 163.4 | 163.4 | 163.4 | 163.4 | 163.4 | 163.1 |
| | 1995 | 164.8 | 164.8 | 164.8 | 164.9 | 164.9 | 164.9 | 165.1 | 165.1 | 174.7 | 174.7 | 174.7 | 174.7 | 168.2 |
| | 1996 | 176.8 | 177.3 | 177.4 | 177.4 | 177.6 | 187.3 | 187.9 | 188.0 | 188.0 | 188.1 | 188.1 | 188.1 | 183.5 |
| P700194 | 1997 | 189.8 | 189.8 | 189.8 | | | | | | | | | | |
| Taxi and other local and commuter transportation – Taxi et autres transports locaux et de banlieue | 1994 | 140.3 | 140.3 | 140.3 | 140.3 | 140.3 | 140.3 | 140.2 | 140.2 | 140.3 | 140.3 | 140.3 | 140.3 | 140.3 |
| | 1995 | 140.7 | 140.7 | 140.7 | 140.7 | 140.7 | 140.7 | 140.9 | 140.9 | 140.9 | 142.1 | 142.1 | 142.1 | 141.1 |
| | 1996 | 142.8 | 142.8 | 142.8 | 142.8 | 142.8 | 142.8 | 143.1 | 143.1 | 143.1 | 143.1 | 143.1 | 143.1 | 143.0 |
| P700195 | 1997 | 143.6 | 144.0 | 144.0 | | | | | | | | | | |
| Inter-city transportation – Transport interurbain | 1994 | 134.4 | 139.7 | 137.5 | 140.2 | 136.3 | 140.0 | 154.7 | 154.2 | 149.0 | 146.3 | 145.7 | 155.8 | 144.5 |
| | 1995 | 144.4 | 144.9 | 145.8 | 142.7 | 144.4 | 148.1 | 158.1 | 155.6 | 150.7 | 148.2 | 147.1 | 157.6 | 149.0 |
| | 1996 | 147.6 | 148.4 | 160.1 | 161.2 | 161.1 | 156.0 | 164.2 | 165.8 | 160.5 | 159.0 | 163.7 | 179.5 | 160.6 |
| P700196 | 1997 | 177.0 | 163.1 | 176.1 | | | | | | | | | | |
| Air transportation – Transport aérien | 1994 | 129.1 | 135.5 | 132.7 | 135.8 | 130.8 | 133.6 | 151.0 | 150.3 | 144.1 | 141.0 | 140.3 | 152.6 | 139.7 |
| | 1995 | 139.6 | 140.2 | 141.3 | 140.0 | 141.9 | 142.6 | 153.2 | 150.4 | 145.5 | 142.7 | 141.9 | 153.3 | 144.4 |
| | 1996 | 142.5 | 143.4 | 156.1 | 157.3 | 157.2 | 151.0 | 159.9 | 161.6 | 156.0 | 154.5 | 159.8 | 178.0 | 156.4 |
| P700197 | 1997 | 175.6 | 159.8 | 174.0 | | | | | | | | | | |
| Rail, bus and other inter-city transportation – Transport par train, autobus, et autres transports interurbains | 1994 | 171.5 | 171.5 | 171.5 | 172.4 | 172.8 | 185.3 | 186.3 | 186.3 | 186.3 | 187.0 | 187.0 | 187.0 | 180.4 |
| | 1995 | 187.6 | 187.6 | 187.6 | 169.5 | 169.5 | 197.7 | 202.9 | 202.9 | 197.9 | 197.7 | 193.8 | 197.6 | 191.0 |
| | 1996 | 194.2 | 194.2 | 198.0 | 198.5 | 198.5 | 201.9 | 205.3 | 205.3 | 202.1 | 200.9 | 200.9 | 197.3 | 199.8 |
| P700198 | 1997 | 194.2 | 195.1 | 198.9 | | | | | | | | | | |

TABLE - 3 (Continued)

**Consumer Price Indexes for Canada,
Major Components, Sub-groups and
Special Aggregates (Not Seasonally Adjusted),
1994-1997, 1986 = 100**

TABLEAU - 3 (Suite)

**Indices des prix à la consommation,
Canada, composantes principales, sous-groupes
et agrégats spéciaux (non désaisonnalisés),
1994-1997, 1986 = 100**

| | | Indexes - Indices | | | | | | | | | | | | Annual average Moyenne annuelle |
|---|------|-------------------|-------|-------|-------|-------|-------|---------|-------|-------|-------|-------|-------|--|
| | | Jan. | Feb. | March | April | May | June | July | Aug. | Sept. | Oct. | Nov. | Dec. | |
| | | Jan. | Fév. | Mars | Avril | Mai | Juin | Juillet | Août | Sept. | Oct. | Nov. | Déc. | |
| HEALTH AND PERSONAL CARE – SANTÉ ET SOINS PERSONNELS | 1994 | 136.0 | 136.5 | 136.2 | 136.9 | 136.8 | 136.3 | 135.5 | 135.4 | 135.9 | 135.8 | 135.9 | 135.6 | 136.1 |
| | 1995 | 136.1 | 136.1 | 135.8 | 135.9 | 135.9 | 135.8 | 136.1 | 135.9 | 135.4 | 135.8 | 135.7 | 135.8 | 135.9 |
| | 1996 | 135.9 | 136.0 | 136.0 | 136.7 | 136.7 | 136.5 | 136.6 | 136.8 | 136.8 | 136.9 | 137.4 | 137.3 | 136.6 |
| P700199 | 1997 | 137.6 | 138.1 | 138.2 | | | | | | | | | | |
| Health care – Soins de santé | 1994 | 141.2 | 141.3 | 140.9 | 142.6 | 142.6 | 142.4 | 142.5 | 142.3 | 142.6 | 142.6 | 142.7 | 142.4 | 142.2 |
| | 1995 | 142.5 | 142.7 | 142.6 | 142.9 | 143.1 | 143.1 | 143.2 | 143.4 | 143.5 | 143.5 | 143.4 | 143.3 | 143.1 |
| | 1996 | 143.4 | 143.5 | 143.6 | 144.9 | 144.8 | 144.9 | 144.8 | 145.0 | 145.1 | 145.0 | 144.9 | 144.7 | 144.6 |
| P700200 | 1997 | 144.8 | 144.8 | 144.8 | | | | | | | | | | |
| Health care goods – Produits de soins de santé | 1994 | 150.7 | 151.0 | 150.7 | 151.6 | 151.6 | 151.0 | 150.8 | 150.3 | 150.0 | 150.2 | 150.2 | 149.4 | 150.6 |
| | 1995 | 149.6 | 150.2 | 150.5 | 149.8 | 150.3 | 150.2 | 150.5 | 150.9 | 150.9 | 150.7 | 149.8 | 149.7 | 150.3 |
| | 1996 | 149.8 | 150.1 | 150.6 | 151.2 | 151.1 | 151.3 | 150.8 | 151.3 | 151.4 | 151.0 | 150.5 | 150.1 | 150.8 |
| P700201 | 1997 | 150.0 | 150.1 | 150.0 | | | | | | | | | | |
| Medicinal and pharmaceutical products – Médicaments et produits pharmaceutiques | 1994 | 152.8 | 153.0 | 152.8 | 153.5 | 153.6 | 152.9 | 152.8 | 152.2 | 151.9 | 152.1 | 152.1 | 151.2 | 152.6 |
| | 1995 | 151.8 | 152.1 | 152.5 | 152.0 | 152.6 | 152.6 | 153.2 | 153.2 | 153.3 | 152.7 | 152.0 | 151.8 | 152.5 |
| | 1996 | 151.6 | 152.1 | 152.5 | 153.3 | 153.3 | 153.6 | 153.6 | 153.8 | 153.8 | 153.4 | 152.8 | 152.3 | 153.0 |
| P700202 | 1997 | 151.9 | 152.1 | 152.3 | | | | | | | | | | |
| Prescribed medicines – Médicaments prescrits | 1994 | 156.0 | 156.1 | 156.1 | 156.7 | 156.7 | 156.6 | 155.8 | 155.4 | 155.0 | 155.2 | 155.2 | 155.0 | 155.8 |
| | 1995 | 155.2 | 155.3 | 155.8 | 155.9 | 155.9 | 156.1 | 156.0 | 156.1 | 156.2 | 156.0 | 156.0 | 156.0 | 155.9 |
| | 1996 | 156.1 | 156.3 | 156.5 | 156.5 | 156.4 | 156.5 | 156.1 | 156.8 | 156.6 | 156.5 | 156.2 | 155.9 | 156.4 |
| P700203 | 1997 | 156.0 | 155.1 | 155.2 | | | | | | | | | | |
| Non-prescribed medicines – Médicaments non prescrits | 1994 | 147.9 | 148.0 | 147.6 | 148.6 | 148.6 | 147.3 | 147.9 | 147.3 | 146.9 | 147.4 | 147.4 | 145.4 | 147.5 |
| | 1995 | 146.6 | 147.4 | 147.6 | 146.0 | 147.7 | 147.4 | 149.2 | 148.9 | 149.0 | 147.9 | 145.7 | 145.1 | 147.4 |
| | 1996 | 144.6 | 145.6 | 146.6 | 148.5 | 148.6 | 149.5 | 150.2 | 149.4 | 149.7 | 148.8 | 147.6 | 146.8 | 148.0 |
| P700204 | 1997 | 145.6 | 147.7 | 148.1 | | | | | | | | | | |
| Health care services – Services de soins de santé | 1994 | 135.8 | 135.8 | 135.4 | 137.5 | 137.5 | 137.5 | 137.7 | 137.7 | 138.1 | 138.1 | 138.3 | 138.3 | 137.3 |
| | 1995 | 138.3 | 138.3 | 138.0 | 138.9 | 138.9 | 138.9 | 138.9 | 139.0 | 139.2 | 139.2 | 139.6 | 139.6 | 138.9 |
| | 1996 | 139.6 | 139.7 | 139.4 | 141.2 | 141.1 | 141.2 | 141.2 | 141.3 | 141.4 | 141.4 | 141.6 | 141.6 | 140.9 |
| P700206 | 1997 | 141.7 | 141.7 | 141.7 | | | | | | | | | | |
| Eye care – Soins des yeux | 1994 | 122.6 | 122.6 | 121.1 | 121.1 | 121.1 | 121.1 | 121.8 | 121.8 | 121.8 | 121.8 | 122.1 | 122.1 | 121.8 |
| | 1995 | 122.0 | 122.1 | 121.1 | 120.9 | 120.9 | 120.9 | 121.0 | 121.0 | 121.0 | 121.0 | 122.3 | 122.2 | 121.4 |
| | 1996 | 122.3 | 122.5 | 121.7 | 122.0 | 122.0 | 122.0 | 122.1 | 122.3 | 122.3 | 122.4 | 123.0 | 122.8 | 122.3 |
| P700207 | 1997 | 123.1 | 123.3 | 123.3 | | | | | | | | | | |
| Dental care – Soins dentaires | 1994 | 141.5 | 141.5 | 141.5 | 144.5 | 144.5 | 144.5 | 144.5 | 144.5 | 145.2 | 145.2 | 145.2 | 145.2 | 144.0 |
| | 1995 | 145.2 | 145.2 | 145.2 | 146.7 | 146.7 | 146.7 | 146.7 | 146.7 | 147.1 | 147.1 | 147.1 | 147.1 | 146.5 |
| | 1996 | 147.1 | 147.1 | 147.1 | 149.7 | 149.7 | 149.7 | 149.7 | 149.7 | 149.8 | 149.9 | 149.9 | 149.9 | 149.1 |
| P700208 | 1997 | 149.9 | 149.9 | 149.9 | | | | | | | | | | |
| Personal care – Soins personnels | 1994 | 132.5 | 133.1 | 132.8 | 133.0 | 132.9 | 132.1 | 130.9 | 130.8 | 131.5 | 131.2 | 131.4 | 131.1 | 131.9 |
| | 1995 | 131.9 | 131.8 | 131.2 | 131.3 | 131.2 | 131.0 | 131.3 | 130.9 | 130.0 | 130.8 | 130.6 | 130.8 | 131.1 |
| | 1996 | 131.0 | 131.1 | 131.1 | 131.3 | 131.3 | 130.9 | 131.2 | 131.3 | 131.3 | 131.6 | 132.4 | 132.4 | 131.4 |
| P700210 | 1997 | 132.8 | 133.7 | 133.8 | | | | | | | | | | |
| Personal care supplies and equipment – Articles et accessoires de soins personnels | 1994 | 123.0 | 123.4 | 123.0 | 123.3 | 122.3 | 121.1 | 119.2 | 118.2 | 119.3 | 118.9 | 118.8 | 118.4 | 120.7 |
| | 1995 | 119.5 | 119.6 | 118.7 | 118.9 | 118.6 | 118.2 | 118.8 | 118.0 | 116.8 | 117.9 | 117.0 | 117.3 | 118.3 |
| | 1996 | 117.6 | 117.5 | 117.5 | 117.8 | 117.7 | 117.1 | 117.6 | 117.7 | 117.7 | 118.2 | 118.6 | 118.6 | 117.8 |
| P700211 | 1997 | 119.2 | 120.3 | 120.4 | | | | | | | | | | |
| Personal care services – Services de soins personnels | 1994 | 148.8 | 149.8 | 149.8 | 149.8 | 151.2 | 151.2 | 151.2 | 152.6 | 152.6 | 152.6 | 153.2 | 153.2 | 151.3 |
| | 1995 | 153.2 | 152.9 | 152.9 | 152.9 | 153.2 | 153.2 | 153.2 | 153.4 | 153.4 | 153.4 | 154.7 | 154.7 | 153.4 |
| | 1996 | 154.7 | 155.0 | 155.0 | 155.0 | 155.4 | 155.4 | 155.4 | 155.4 | 155.4 | 155.4 | 156.7 | 156.7 | 155.5 |
| P700216 | 1997 | 156.7 | 157.2 | 157.2 | | | | | | | | | | |

TABLE - 3 (Continued)

**Consumer Price Indexes for Canada,
Major Components, Sub-groups and
Special Aggregates (Not Seasonally Adjusted),
1994-1997, 1986 = 100**

TABLEAU - 3 (Suite)

**Indices des prix à la consommation,
Canada, composantes principales, sous-groupes
et agrégats spéciaux (non désaisonnalisés),
1994-1997, 1986 = 100**

| | | Indexes - Indices | | | | | | | | | | | | Annual average Moyenne annuelle |
|--|------|-------------------|-------|-------|-------|-------|-------|---------|-------|-------|-------|-------|-------|--|
| | | Jan. | Feb. | March | April | May | June | July | Aug. | Sept. | Oct. | Nov. | Dec. | |
| | | Jan. | Fév. | Mars | Avril | Mai | Juin | Juillet | Août | Sept. | Oct. | Nov. | Déc. | |
| RECREATION, EDUCATION AND READING – LOISIRS, FORMATION ET LECTURE P700217 | 1994 | 134.5 | 135.6 | 136.1 | 136.1 | 136.8 | 136.8 | 138.1 | 138.2 | 140.0 | 139.8 | 139.9 | 139.5 | 137.6 |
| | 1995 | 138.3 | 139.6 | 141.0 | 141.1 | 142.5 | 142.6 | 145.4 | 145.3 | 146.2 | 145.0 | 145.2 | 142.5 | 142.9 |
| | 1996 | 142.0 | 142.9 | 143.6 | 144.0 | 145.7 | 145.8 | 149.2 | 149.1 | 149.8 | 149.5 | 147.5 | 146.7 | 146.3 |
| | 1997 | 146.2 | 147.2 | 148.1 | | | | | | | | | | |
| Recreation – Loisirs P700218 | 1994 | 125.3 | 126.5 | 127.3 | 127.3 | 128.2 | 128.1 | 129.8 | 129.8 | 129.9 | 129.4 | 129.7 | 129.0 | 128.4 |
| | 1995 | 127.5 | 128.9 | 130.5 | 130.5 | 132.1 | 131.8 | 134.9 | 134.8 | 134.6 | 133.1 | 133.3 | 130.4 | 131.9 |
| | 1996 | 129.7 | 130.7 | 131.2 | 131.6 | 133.6 | 133.6 | 137.6 | 137.5 | 136.1 | 135.6 | 133.3 | 132.4 | 133.6 |
| | 1997 | 131.6 | 132.8 | 133.7 | | | | | | | | | | |
| Recreational equipment and services (excluding vehicles) – Matériel et services de loisirs (excluant les véhicules) P700219 | 1994 | 116.8 | 117.3 | 117.3 | 117.1 | 117.3 | 117.0 | 117.0 | 117.1 | 116.9 | 117.1 | 116.7 | 116.8 | 117.0 |
| | 1995 | 115.3 | 114.7 | 114.3 | 113.5 | 114.0 | 113.6 | 113.1 | 112.9 | 112.7 | 114.0 | 114.1 | 113.3 | 113.8 |
| | 1996 | 112.6 | 112.1 | 111.5 | 111.4 | 111.7 | 111.4 | 111.2 | 110.9 | 110.5 | 112.8 | 112.4 | 112.3 | 111.7 |
| | 1997 | 111.3 | 111.3 | 109.9 | | | | | | | | | | |
| Sporting and athletic equipment – Matériel de sport et d'athlétisme P700220 | 1994 | 126.5 | 129.8 | 129.9 | 129.8 | 130.0 | 129.3 | 129.4 | 129.4 | 129.3 | 129.1 | 127.3 | 127.1 | 128.9 |
| | 1995 | 125.3 | 125.3 | 124.2 | 124.2 | 125.5 | 126.5 | 126.8 | 126.8 | 126.8 | 127.6 | 129.1 | 129.2 | 126.4 |
| | 1996 | 127.0 | 127.0 | 126.6 | 126.6 | 128.1 | 127.8 | 128.1 | 128.1 | 128.1 | 131.1 | 131.1 | 131.1 | 128.4 |
| | 1997 | 128.2 | 128.2 | 125.7 | | | | | | | | | | |
| Photographic equipment – Matériel photographiques P700223 | 1994 | 108.8 | 109.4 | 109.4 | 109.4 | 109.3 | 109.3 | 109.1 | 109.1 | 109.1 | 109.5 | 109.5 | 110.0 | 109.3 |
| | 1995 | 110.0 | 109.3 | 109.3 | 109.3 | 109.3 | 109.3 | 109.9 | 109.9 | 109.9 | 109.7 | 109.7 | 110.2 | 109.7 |
| | 1996 | 110.2 | 111.7 | 111.7 | 111.7 | 111.9 | 111.9 | 110.7 | 110.7 | 110.7 | 108.9 | 108.9 | 106.2 | 110.4 |
| | 1997 | 106.2 | 107.8 | 107.8 | | | | | | | | | | |
| Photographic services and supplies – Services et fournitures photographiques P700224 | 1994 | 118.4 | 118.2 | 118.2 | 118.2 | 119.2 | 119.2 | 119.4 | 119.4 | 119.4 | 119.0 | 119.0 | 118.9 | 118.9 |
| | 1995 | 118.9 | 116.7 | 116.7 | 116.7 | 117.4 | 117.4 | 117.5 | 117.5 | 117.5 | 118.4 | 118.4 | 119.8 | 117.7 |
| | 1996 | 119.8 | 117.3 | 117.3 | 117.3 | 116.2 | 116.2 | 115.3 | 115.3 | 115.3 | 115.3 | 115.3 | 116.2 | 116.4 |
| | 1997 | 116.2 | 116.9 | 116.9 | | | | | | | | | | |
| Purchase and operation of recreational vehicles – Achat et utilisation de véhicules de loisirs P700226 | 1994 | 136.3 | 136.8 | 136.8 | 138.1 | 139.2 | 139.2 | 139.5 | 139.7 | 139.8 | 139.4 | 141.5 | 141.5 | 139.0 |
| | 1995 | 140.3 | 140.9 | 141.6 | 143.0 | 144.8 | 144.2 | 144.3 | 144.0 | 144.0 | 144.2 | 145.5 | 145.2 | 143.5 |
| | 1996 | 145.5 | 145.7 | 145.8 | 149.0 | 150.7 | 150.5 | 149.8 | 149.8 | 149.8 | 150.1 | 152.0 | 151.9 | 149.2 |
| | 1997 | 151.9 | 152.3 | 152.1 | | | | | | | | | | |
| Home entertainment equipment and services – Matériel et services de divertissement au foyer P700231 | 1994 | 100.1 | 100.0 | 100.0 | 99.4 | 99.1 | 98.9 | 98.9 | 98.9 | 99.0 | 98.6 | 98.6 | 98.5 | 99.2 |
| | 1995 | 98.5 | 99.3 | 99.4 | 99.0 | 99.0 | 98.2 | 98.2 | 98.2 | 97.6 | 97.4 | 97.4 | 96.4 | 98.2 |
| | 1996 | 96.4 | 97.0 | 96.9 | 96.9 | 96.9 | 97.2 | 97.2 | 97.2 | 96.9 | 96.9 | 97.0 | 96.4 | 96.9 |
| | 1997 | 96.4 | 96.7 | 96.8 | | | | | | | | | | |
| Audio equipment – Matériel audio P700232 | 1994 | 93.0 | 92.7 | 92.7 | 92.9 | 92.7 | 93.4 | 93.4 | 93.4 | 93.2 | 93.0 | 93.0 | 92.8 | 93.0 |
| | 1995 | 92.8 | 92.7 | 92.7 | 92.1 | 92.1 | 91.9 | 91.9 | 91.9 | 91.0 | 90.6 | 90.6 | 89.2 | 91.6 |
| | 1996 | 89.2 | 89.1 | 89.1 | 89.1 | 89.1 | 89.0 | 89.0 | 89.0 | 88.2 | 87.6 | 87.6 | 86.9 | 88.6 |
| | 1997 | 86.9 | 86.2 | 86.2 | | | | | | | | | | |
| Audio discs and tapes – Bandes audio et disques audio numériques P700233 | 1994 | 121.9 | 122.8 | 122.8 | 121.6 | 121.1 | 120.6 | 120.6 | 120.6 | 120.6 | 120.2 | 120.2 | 119.5 | 121.0 |
| | 1995 | 119.5 | 122.5 | 122.5 | 121.3 | 121.3 | 119.8 | 119.8 | 119.8 | 119.8 | 119.3 | 119.3 | 118.5 | 120.3 |
| | 1996 | 118.5 | 121.5 | 121.5 | 120.2 | 120.2 | 122.5 | 122.5 | 122.5 | 122.5 | 123.2 | 123.2 | 122.5 | 121.7 |
| | 1997 | 122.5 | 123.7 | 123.7 | | | | | | | | | | |
| Video equipment – Matériel vidéo P700234 | 1994 | 84.2 | 83.4 | 83.4 | 83.1 | 82.8 | 82.1 | 82.1 | 82.1 | 82.4 | 82.0 | 82.0 | 81.7 | 82.6 |
| | 1995 | 81.7 | 82.1 | 82.1 | 82.1 | 82.1 | 82.0 | 82.0 | 82.0 | 80.7 | 79.8 | 79.8 | 78.2 | 81.2 |
| | 1996 | 78.2 | 77.8 | 77.8 | 77.3 | 77.3 | 77.3 | 77.3 | 77.3 | 76.7 | 76.2 | 76.2 | 74.8 | 77.0 |
| | 1997 | 74.8 | 74.7 | 74.7 | | | | | | | | | | |
| Rental of videotapes and videodiscs – Location de vidéocassettes et de vidéodisques P700235 | 1994 | 114.0 | 114.2 | 114.2 | 113.2 | 112.8 | 112.9 | 112.9 | 112.9 | 112.9 | 113.5 | 113.5 | 114.5 | 113.5 |
| | 1995 | 114.5 | 114.8 | 114.8 | 115.4 | 115.4 | 112.7 | 112.7 | 112.7 | 112.7 | 115.5 | 115.5 | 116.8 | 114.5 |
| | 1996 | 116.8 | 118.1 | 118.1 | 120.1 | 120.1 | 119.8 | 119.8 | 119.8 | 119.8 | 120.6 | 120.6 | 121.3 | 119.6 |
| | 1997 | 121.3 | 123.0 | 123.0 | | | | | | | | | | |

TABLE - 3 (Continued)

**Consumer Price Indexes for Canada,
Major Components, Sub-groups and
Special Aggregates (Not Seasonally Adjusted),
1994-1997, 1986 = 100**

TABLEAU - 3 (Suite)

**Indices des prix à la consommation,
Canada, composantes principales, sous-groupes
et agrégats spéciaux (non désaisonnalisés),
1994-1997, 1986 = 100**

| | | Indexes - Indices | | | | | | | | | | | | Annual average Moyenne annuelle |
|--|------|-------------------|-------|-------|-------|-------|-------|---------|-------|-------|-------|-------|-------|--|
| | | Jan. | Feb. | March | April | May | June | July | Aug. | Sept. | Oct. | Nov. | Dec. | |
| | | Jan. | Fév. | Mars | Avril | Mai | Juin | Juillet | Août | Sept. | Oct. | Nov. | Déc. | |
| Purchase of videotapes and videodiscs (Dec. 94=100) – Achat de vidéocassettes et de vidéodisques (déc. 94=100) | 1994 | .. | .. | .. | .. | .. | .. | .. | .. | .. | .. | .. | 100.0 | .. |
| | 1995 | 100.0 | 101.2 | 101.2 | 99.0 | 99.0 | 99.2 | 99.2 | 99.2 | 99.2 | 97.8 | 97.8 | 94.4 | 98.9 |
| | 1996 | 94.4 | 93.0 | 93.0 | 94.8 | 94.8 | 94.4 | 94.4 | 94.4 | 94.4 | 95.5 | 95.5 | 95.5 | 94.5 |
| P700236 | 1997 | 95.5 | 96.4 | 96.4 | | | | | | | | | | |
| Travel services – Services de voyage | 1994 | 112.7 | 117.5 | 120.4 | 120.5 | 122.5 | 122.5 | 128.8 | 128.9 | 128.9 | 125.7 | 125.7 | 123.1 | 123.1 |
| | 1995 | 120.5 | 125.1 | 128.0 | 128.0 | 132.6 | 132.6 | 147.7 | 147.7 | 147.7 | 138.0 | 138.0 | 126.5 | 134.4 |
| | 1996 | 122.5 | 126.9 | 130.0 | 130.0 | 136.4 | 136.4 | 155.6 | 155.6 | 149.7 | 143.8 | 131.6 | 128.6 | 137.3 |
| P700238 | 1997 | 124.9 | 129.7 | 134.3 | | | | | | | | | | |
| Traveller accommodation – Hébergement pour voyageurs | 1994 | 115.6 | 117.3 | 117.4 | 117.4 | 120.8 | 120.9 | 132.0 | 132.1 | 132.2 | 126.4 | 126.5 | 122.0 | 123.4 |
| | 1995 | 122.0 | 124.4 | 124.4 | 124.4 | 131.6 | 131.6 | 155.2 | 155.2 | 155.2 | 140.0 | 140.0 | 122.1 | 135.5 |
| | 1996 | 122.1 | 125.1 | 125.1 | 125.1 | 135.2 | 135.2 | 165.1 | 165.1 | 155.9 | 146.7 | 127.7 | 122.8 | 137.6 |
| P700239 | 1997 | 122.8 | 125.8 | 125.8 | | | | | | | | | | |
| Hotels and motels – Hôtels et motels | 1994 | 109.4 | 112.0 | 112.0 | 112.0 | 116.7 | 116.7 | 132.3 | 132.3 | 132.3 | 124.7 | 124.7 | 117.9 | 120.3 |
| | 1995 | 117.9 | 120.3 | 120.3 | 120.3 | 127.3 | 127.3 | 150.6 | 150.6 | 150.6 | 135.6 | 135.6 | 118.1 | 131.2 |
| | 1996 | 118.1 | 121.1 | 121.1 | 121.1 | 131.1 | 131.1 | 160.4 | 160.4 | 151.5 | 142.1 | 123.6 | 118.9 | 133.4 |
| P700240 | 1997 | 118.9 | 121.7 | 121.7 | | | | | | | | | | |
| Travel tours – Voyages organisés | 1994 | 109.3 | 118.0 | 124.7 | 125.0 | 125.0 | 125.0 | 125.0 | 125.0 | 125.0 | 125.0 | 125.0 | 125.0 | 123.1 |
| | 1995 | 117.9 | 126.3 | 134.4 | 134.4 | 134.4 | 134.4 | 134.4 | 134.4 | 134.4 | 134.4 | 134.4 | 134.4 | 132.4 |
| | 1996 | 123.3 | 130.1 | 138.6 | 138.6 | 138.6 | 138.6 | 138.6 | 138.6 | 138.6 | 138.6 | 138.6 | 138.6 | 136.6 |
| P700242 | 1997 | 128.4 | 136.6 | 149.3 | | | | | | | | | | |
| Other recreational services – Autres services récréatifs | 1994 | 157.7 | 157.7 | 158.1 | 158.1 | 159.6 | 159.6 | 159.9 | 160.4 | 160.7 | 162.0 | 162.0 | 162.0 | 159.8 |
| | 1995 | 159.8 | 161.7 | 166.2 | 166.4 | 167.6 | 167.9 | 168.0 | 167.9 | 167.7 | 169.3 | 169.4 | 169.4 | 166.8 |
| | 1996 | 170.7 | 171.0 | 170.8 | 170.9 | 172.6 | 172.5 | 172.6 | 172.5 | 172.6 | 173.8 | 174.1 | 174.1 | 172.4 |
| P700243 | 1997 | 175.5 | 175.5 | 176.9 | | | | | | | | | | |
| Spectator entertainment (excluding cablevision) – Spectacles (sauf la cablodistribution) | 1994 | 163.1 | 163.1 | 163.1 | 163.1 | 164.7 | 164.7 | 165.3 | 165.1 | 165.1 | 168.0 | 168.1 | 168.1 | 165.1 |
| | 1995 | 168.1 | 172.1 | 172.1 | 172.1 | 172.5 | 173.7 | 174.0 | 173.8 | 173.8 | 178.2 | 179.0 | 179.0 | 174.0 |
| | 1996 | 179.0 | 179.3 | 179.3 | 179.7 | 180.1 | 179.5 | 179.9 | 179.3 | 179.0 | 182.9 | 184.5 | 184.5 | 180.6 |
| P700244 | 1997 | 184.5 | 184.5 | 184.5 | | | | | | | | | | |
| Cablevision (including pay TV) – Cablodistribution (incluant la télévision payante) | 1994 | 153.1 | 153.1 | 153.1 | 153.0 | 152.5 | 152.5 | 152.7 | 154.6 | 155.8 | 156.0 | 156.0 | 156.0 | 154.0 |
| | 1995 | 147.8 | 150.1 | 163.8 | 164.4 | 164.4 | 164.4 | 164.4 | 164.4 | 163.7 | 164.4 | 164.4 | 164.4 | 161.7 |
| | 1996 | 166.2 | 166.6 | 166.6 | 166.7 | 166.7 | 166.7 | 166.7 | 166.8 | 167.4 | 167.4 | 167.4 | 167.4 | 166.9 |
| P700245 | 1997 | 170.6 | 170.7 | 174.9 | | | | | | | | | | |
| Use of recreational facilities and services – Utilisation d'installations et de services de loisirs | 1994 | 159.1 | 158.4 | 159.0 | 159.0 | 161.0 | 161.0 | 161.0 | 161.0 | 161.0 | 162.4 | 162.4 | 162.4 | 160.6 |
| | 1995 | 163.6 | 164.0 | 164.0 | 164.0 | 166.6 | 166.6 | 166.6 | 166.6 | 166.6 | 167.1 | 167.1 | 167.1 | 165.8 |
| | 1996 | 168.7 | 168.9 | 168.5 | 168.5 | 172.1 | 172.1 | 172.1 | 172.1 | 172.1 | 172.8 | 172.7 | 172.7 | 171.1 |
| P700246 | 1997 | 173.3 | 173.3 | 173.3 | | | | | | | | | | |
| Education and reading – Formation et lecture | 1994 | 167.8 | 168.0 | 167.6 | 168.0 | 167.8 | 168.6 | 168.8 | 168.8 | 176.9 | 177.2 | 177.2 | 177.3 | 171.2 |
| | 1995 | 178.0 | 178.1 | 178.7 | 179.6 | 179.7 | 181.8 | 182.4 | 182.4 | 188.5 | 189.0 | 189.0 | 187.8 | 182.9 |
| | 1996 | 188.4 | 188.5 | 190.4 | 190.7 | 190.8 | 191.0 | 191.4 | 191.4 | 202.3 | 202.5 | 202.4 | 202.2 | 194.3 |
| P700247 | 1997 | 202.7 | 202.7 | 203.2 | | | | | | | | | | |
| Education – Formation | 1994 | 178.9 | 178.9 | 178.5 | 178.5 | 178.4 | 178.9 | 178.9 | 178.9 | 191.5 | 191.6 | 191.6 | 191.6 | 183.0 |
| | 1995 | 191.7 | 191.7 | 192.2 | 192.2 | 192.2 | 193.2 | 193.2 | 193.2 | 203.0 | 203.7 | 203.7 | 202.8 | 196.1 |
| | 1996 | 203.0 | 203.0 | 204.6 | 204.6 | 204.6 | 204.7 | 204.7 | 204.7 | 221.7 | 221.3 | 221.3 | 221.1 | 209.9 |
| P700248 | 1997 | 221.2 | 221.2 | 221.8 | | | | | | | | | | |
| Tuition fees – Frais de scolarité | 1994 | 197.1 | 197.1 | 197.1 | 197.1 | 197.1 | 197.1 | 197.1 | 197.1 | 215.7 | 215.7 | 215.7 | 215.7 | 203.3 |
| | 1995 | 215.7 | 215.7 | 215.7 | 215.7 | 215.7 | 215.7 | 215.7 | 215.7 | 231.4 | 231.4 | 231.4 | 231.4 | 220.9 |
| | 1996 | 231.4 | 231.4 | 231.4 | 231.4 | 231.4 | 231.4 | 231.4 | 231.4 | 258.7 | 258.7 | 258.7 | 258.7 | 240.5 |
| P700249 | 1997 | 258.7 | 258.7 | 258.7 | | | | | | | | | | |

TABLE - 3 (Continued)

**Consumer Price Indexes for Canada,
Major Components, Sub-groups and
Special Aggregates (Not Seasonally Adjusted),
1994-1997, 1986 = 100**

TABLEAU - 3 (Suite)

**Indices des prix à la consommation,
Canada, composantes principales, sous-groupes
et agrégats spéciaux (non désaisonnalisés),
1994-1997, 1986 = 100**

| | | Indexes - Indices | | | | | | | | | | | | Annual average Moyenne annuelle |
|--|------|-------------------|-------|-------|-------|-------|-------|---------|-------|-------|-------|-------|-------|--|
| | | Jan. | Feb. | March | April | May | June | July | Aug. | Sept. | Oct. | Nov. | Dec. | |
| | | Jan. | Fév. | Mars | Avril | Mai | Juin | Juillet | Août | Sept. | Oct. | Nov. | Déc. | |
| Reading material and other printed matter (excl. textbooks) – Matériel de lecture et aut. imprimés (sauf manuels scolaires) P700252 | 1994 | 150.5 | 151.1 | 150.6 | 151.6 | 151.3 | 152.4 | 153.0 | 153.0 | 154.2 | 154.8 | 154.9 | 155.1 | 152.7 |
| | 1995 | 156.9 | 157.0 | 157.8 | 160.2 | 160.6 | 164.4 | 165.9 | 165.9 | 166.0 | 166.3 | 166.3 | 164.5 | 162.7 |
| | 1996 | 165.8 | 166.1 | 168.4 | 169.3 | 169.6 | 170.0 | 171.0 | 171.0 | 171.8 | 173.1 | 172.7 | 172.5 | 170.1 |
| | 1997 | 173.7 | 173.7 | 174.2 | | | | | | | | | | |
| Newspapers – Journaux P700253 | 1994 | 158.1 | 158.1 | 158.1 | 158.8 | 158.3 | 158.4 | 159.3 | 159.3 | 159.3 | 159.5 | 159.7 | 159.8 | 158.9 |
| | 1995 | 162.7 | 163.1 | 164.3 | 167.4 | 168.4 | 172.6 | 175.1 | 175.1 | 176.1 | 176.5 | 176.5 | 176.6 | 171.2 |
| | 1996 | 179.0 | 179.6 | 180.1 | 182.6 | 183.2 | 183.6 | 184.1 | 184.1 | 184.5 | 185.8 | 184.8 | 184.8 | 183.0 |
| | 1997 | 186.8 | 186.8 | 186.8 | | | | | | | | | | |
| Magazines and periodicals – Revues et périodiques P700254 | 1994 | 142.8 | 145.4 | 145.4 | 148.7 | 148.2 | 148.2 | 149.3 | 149.3 | 149.3 | 151.4 | 151.4 | 151.4 | 148.4 |
| | 1995 | 153.4 | 153.4 | 153.4 | 157.6 | 157.6 | 157.6 | 159.6 | 159.6 | 159.6 | 160.1 | 160.1 | 160.1 | 157.7 |
| | 1996 | 161.3 | 161.3 | 161.3 | 160.9 | 160.9 | 160.9 | 163.7 | 163.7 | 163.7 | 166.5 | 166.5 | 166.5 | 163.1 |
| | 1997 | 168.1 | 168.1 | 168.1 | | | | | | | | | | |
| Books (excluding textbooks) and other printed matter – Livres (sauf les manuels scolaires) et autres imprimés P700255 | 1994 | 147.3 | 147.3 | 145.7 | 145.7 | 145.7 | 148.8 | 148.8 | 148.8 | 152.5 | 152.5 | 152.5 | 152.8 | 149.0 |
| | 1995 | 152.8 | 152.8 | 153.6 | 153.6 | 153.6 | 160.2 | 160.2 | 160.2 | 159.2 | 159.2 | 159.2 | 153.3 | 156.5 |
| | 1996 | 153.3 | 153.3 | 160.1 | 160.1 | 160.1 | 160.9 | 160.9 | 160.9 | 163.0 | 163.0 | 163.0 | 162.2 | 160.1 |
| | 1997 | 162.2 | 162.2 | 163.7 | | | | | | | | | | |
| ALCOHOLIC BEVERAGES & TOBACCO PRODUCTS – BOISSONS ALCOOLISÉES ET PRODUITS DU TABAC P700256 | 1994 | 172.0 | 142.8 | 142.2 | 141.3 | 140.9 | 140.9 | 140.3 | 140.4 | 140.3 | 140.6 | 141.0 | 140.8 | 143.6 |
| | 1995 | 141.0 | 141.2 | 142.4 | 142.7 | 143.6 | 143.9 | 144.0 | 144.1 | 144.2 | 144.7 | 144.9 | 144.7 | 143.5 |
| | 1996 | 144.9 | 145.3 | 145.4 | 145.5 | 146.3 | 146.5 | 146.3 | 146.3 | 146.5 | 146.7 | 146.8 | 148.9 | 146.3 |
| | 1997 | 149.3 | 149.9 | 150.0 | | | | | | | | | | |
| Alcoholic beverages – Boissons alcoolisées P700257 | 1994 | 141.9 | 142.7 | 142.7 | 142.5 | 142.2 | 142.3 | 141.6 | 141.9 | 141.9 | 142.2 | 142.7 | 142.5 | 142.3 |
| | 1995 | 142.8 | 143.2 | 143.1 | 143.5 | 143.8 | 143.9 | 144.2 | 144.4 | 144.5 | 145.2 | 145.5 | 145.2 | 144.1 |
| | 1996 | 145.4 | 146.2 | 146.4 | 146.5 | 147.0 | 147.1 | 147.0 | 147.0 | 147.3 | 147.7 | 147.9 | 147.7 | 146.9 |
| | 1997 | 148.0 | 148.7 | 148.8 | | | | | | | | | | |
| Served alcoholic beverages – Boissons alcoolisées servies dans les débits de boisson P700258 | 1994 | 148.0 | 148.8 | 148.8 | 148.7 | 148.4 | 148.4 | 147.6 | 147.4 | 147.3 | 147.5 | 148.1 | 147.9 | 148.1 |
| | 1995 | 147.9 | 148.7 | 148.8 | 148.8 | 149.3 | 149.3 | 149.4 | 149.9 | 150.1 | 150.1 | 150.3 | 150.3 | 149.4 |
| | 1996 | 150.4 | 150.9 | 151.0 | 151.0 | 151.1 | 151.1 | 151.2 | 150.5 | 150.8 | 150.8 | 150.6 | 150.6 | 150.8 |
| | 1997 | 150.7 | 151.5 | 151.5 | | | | | | | | | | |
| Served beer – Bière servie dans les débits de boisson P700259 | 1994 | 150.3 | 151.0 | 151.0 | 151.0 | 150.7 | 150.7 | 150.7 | 150.1 | 150.1 | 150.1 | 150.4 | 150.4 | 150.5 |
| | 1995 | 150.4 | 151.7 | 151.7 | 151.7 | 152.4 | 152.4 | 152.4 | 152.7 | 152.7 | 152.7 | 153.0 | 153.0 | 152.2 |
| | 1996 | 153.0 | 153.6 | 153.6 | 153.6 | 153.9 | 153.9 | 153.9 | 152.7 | 152.7 | 152.7 | 152.5 | 152.5 | 153.2 |
| | 1997 | 152.5 | 153.5 | 153.5 | | | | | | | | | | |
| Served liquor – Spiritueux servis dans les débits de boisson P700261 | 1994 | 145.7 | 146.6 | 146.6 | 146.6 | 146.3 | 146.3 | 146.3 | 145.7 | 145.7 | 145.7 | 146.9 | 146.9 | 146.3 |
| | 1995 | 146.9 | 147.3 | 147.3 | 147.3 | 148.1 | 148.1 | 148.1 | 149.5 | 149.5 | 149.5 | 149.6 | 149.6 | 148.4 |
| | 1996 | 149.6 | 150.1 | 150.1 | 150.1 | 149.8 | 149.8 | 149.8 | 149.7 | 149.7 | 149.7 | 149.6 | 149.6 | 149.8 |
| | 1997 | 149.6 | 150.4 | 150.4 | | | | | | | | | | |
| Alcoholic beverages purchased from stores – Boissons alcoolisées achetées au magasin P700262 | 1994 | 138.4 | 139.3 | 139.3 | 139.1 | 138.7 | 138.9 | 138.2 | 138.9 | 138.8 | 139.2 | 139.7 | 139.5 | 139.0 |
| | 1995 | 140.0 | 140.1 | 139.9 | 140.6 | 140.7 | 140.9 | 141.3 | 141.4 | 141.3 | 142.4 | 142.8 | 142.3 | 141.1 |
| | 1996 | 142.6 | 143.5 | 143.8 | 143.9 | 144.5 | 144.7 | 144.6 | 144.9 | 145.2 | 145.8 | 146.1 | 145.8 | 144.6 |
| | 1997 | 146.2 | 146.9 | 147.0 | | | | | | | | | | |
| Beer purchased from stores – Bière achetée au magasin P700263 | 1994 | 144.8 | 145.7 | 145.3 | 145.5 | 144.8 | 144.9 | 144.9 | 145.7 | 145.7 | 145.7 | 147.3 | 148.0 | 145.7 |
| | 1995 | 148.1 | 148.4 | 148.4 | 148.8 | 148.7 | 148.9 | 148.9 | 149.1 | 149.0 | 151.2 | 152.5 | 152.4 | 149.5 |
| | 1996 | 152.0 | 153.8 | 154.1 | 154.0 | 154.4 | 154.4 | 154.4 | 154.4 | 154.6 | 155.3 | 155.9 | 156.0 | 154.4 |
| | 1997 | 156.0 | 157.0 | 157.0 | | | | | | | | | | |
| Wine purchased from stores – Vin acheté au magasin P700264 | 1994 | 138.0 | 138.7 | 138.7 | 138.1 | 138.2 | 138.2 | 134.0 | 135.1 | 134.9 | 136.0 | 136.3 | 135.7 | 136.8 |
| | 1995 | 137.2 | 136.9 | 137.2 | 137.9 | 138.1 | 138.8 | 139.9 | 140.2 | 140.7 | 140.3 | 140.2 | 139.9 | 138.9 |
| | 1996 | 140.8 | 141.2 | 141.1 | 141.5 | 142.8 | 143.4 | 143.1 | 143.9 | 144.3 | 145.4 | 145.7 | 145.7 | 143.2 |
| | 1997 | 146.0 | 147.0 | 147.0 | | | | | | | | | | |

TABLE - 3 (Continued)

**Consumer Price Indexes for Canada,
Major Components, Sub-groups and
Special Aggregates (Not Seasonally Adjusted),
1994-1997, 1986 = 100**

TABLEAU - 3 (Suite)

**Indices des prix à la consommation,
Canada, composantes principales, sous-groupes
et agrégats spéciaux (non désaisonnalisés),
1994-1997, 1986 = 100**

| | | Indexes - Indices | | | | | | | | | | | | Annual average Moyenne annuelle |
|--|------|-------------------|-------|-------|-------|-------|-------|---------|-------|-------|-------|-------|-------|--|
| | | Jan. | Feb. | March | April | May | June | July | Aug. | Sept. | Oct. | Nov. | Dec. | |
| | | Jan. | Fév. | Mars | Avril | Mai | Juin | Juillet | Août | Sept. | Oct. | Nov. | Déc. | |
| Liquor purchased from stores – Spiritueux achetés au magasin | 1994 | 130.9 | 131.9 | 132.4 | 132.1 | 131.7 | 131.9 | 133.2 | 133.3 | 133.2 | 133.6 | 133.0 | 131.7 | 132.4 |
| | 1995 | 131.8 | 132.0 | 131.3 | 132.4 | 132.8 | 132.6 | 132.8 | 132.8 | 132.2 | 132.6 | 132.2 | 130.8 | 132.2 |
| | 1996 | 131.6 | 131.7 | 132.2 | 132.3 | 132.7 | 132.9 | 132.6 | 132.9 | 133.3 | 133.6 | 133.3 | 132.2 | 132.6 |
| P700265 | 1997 | 133.3 | 133.2 | 133.8 | | | | | | | | | | |
| Tobacco products and smokers’ supplies – Produit du tabac et articles pour fumeurs | 1994 | 228.6 | 142.0 | 140.1 | 137.9 | 137.1 | 136.9 | 136.6 | 136.3 | 136.2 | 136.3 | 136.4 | 136.4 | 145.1 |
| | 1995 | 136.3 | 136.4 | 139.7 | 140.0 | 142.1 | 142.4 | 142.4 | 142.1 | 142.4 | 142.6 | 142.4 | 142.5 | 140.9 |
| | 1996 | 142.5 | 142.3 | 142.2 | 142.3 | 143.6 | 144.1 | 143.7 | 143.6 | 143.6 | 143.4 | 143.6 | 149.7 | 143.7 |
| P700266 | 1997 | 150.4 | 150.7 | 150.7 | | | | | | | | | | |
| Cigarettes - Cigarettes | 1994 | 228.3 | 140.8 | 139.1 | 137.0 | 136.2 | 136.0 | 135.7 | 135.4 | 135.3 | 135.4 | 135.5 | 135.5 | 144.2 |
| | 1995 | 135.4 | 135.5 | 138.9 | 139.1 | 141.2 | 141.5 | 141.5 | 141.3 | 141.5 | 141.8 | 141.5 | 141.6 | 140.1 |
| | 1996 | 141.6 | 141.5 | 141.4 | 141.4 | 142.8 | 143.3 | 142.8 | 142.7 | 142.7 | 142.5 | 142.7 | 148.9 | 142.9 |
| P700267 | 1997 | 149.5 | 149.8 | 149.9 | | | | | | | | | | |
| Reclassified by Goods and Services – Reclassifié par biens et services | | | | | | | | | | | | | | |
| GOODS – BIENS | 1994 | 126.9 | 124.5 | 124.1 | 124.2 | 123.7 | 124.1 | 124.4 | 124.5 | 124.2 | 123.8 | 124.9 | 124.9 | 124.5 |
| | 1995 | 125.9 | 126.5 | 126.7 | 127.3 | 127.4 | 127.3 | 127.1 | 126.5 | 126.6 | 126.5 | 127.1 | 127.0 | 126.8 |
| | 1996 | 127.3 | 127.6 | 128.2 | 128.9 | 129.4 | 129.2 | 128.5 | 128.6 | 128.7 | 129.5 | 130.4 | 130.3 | 128.9 |
| P700270 | 1997 | 130.6 | 131.1 | 131.2 | | | | | | | | | | |
| Durable goods – Biens durables | 1994 | 119.7 | 120.2 | 120.3 | 120.2 | 119.8 | 119.9 | 120.2 | 120.2 | 120.7 | 120.5 | 123.4 | 123.6 | 120.7 |
| | 1995 | 124.4 | 124.4 | 124.6 | 124.3 | 124.3 | 123.9 | 123.9 | 124.0 | 124.1 | 123.9 | 126.4 | 126.1 | 124.5 |
| | 1996 | 126.3 | 126.4 | 126.3 | 126.4 | 126.5 | 126.9 | 126.7 | 126.7 | 126.5 | 126.3 | 128.6 | 128.4 | 126.8 |
| P700271 | 1997 | 128.1 | 128.1 | 128.1 | | | | | | | | | | |
| Semi-durable goods – Biens semi-durables | 1994 | 130.5 | 132.5 | 132.7 | 133.0 | 130.8 | 131.5 | 131.4 | 131.6 | 131.8 | 131.6 | 130.6 | 130.8 | 131.6 |
| | 1995 | 131.3 | 133.2 | 132.7 | 133.8 | 132.4 | 132.0 | 131.6 | 132.2 | 133.5 | 133.7 | 133.5 | 130.5 | 132.5 |
| | 1996 | 131.2 | 133.0 | 134.0 | 133.3 | 133.3 | 131.7 | 131.8 | 133.1 | 134.2 | 135.3 | 134.3 | 133.0 | 133.2 |
| P700272 | 1997 | 133.0 | 134.1 | 135.8 | | | | | | | | | | |
| Non-durable goods – Biens non durables | 1994 | 130.0 | 124.5 | 123.7 | 123.8 | 123.8 | 124.3 | 124.8 | 124.7 | 123.9 | 123.4 | 124.1 | 124.0 | 124.6 |
| | 1995 | 125.2 | 125.9 | 126.1 | 127.1 | 127.6 | 127.7 | 127.5 | 126.3 | 126.1 | 125.9 | 125.7 | 126.5 | 126.5 |
| | 1996 | 126.8 | 126.9 | 127.7 | 129.0 | 129.8 | 129.7 | 128.5 | 128.4 | 128.4 | 129.6 | 130.2 | 130.4 | 128.8 |
| P700273 | 1997 | 131.2 | 131.8 | 131.5 | | | | | | | | | | |
| SERVICES – SERVICES | 1994 | 136.6 | 137.3 | 137.4 | 137.3 | 137.5 | 137.7 | 138.3 | 138.5 | 139.1 | 139.1 | 139.3 | 139.8 | 138.2 |
| | 1995 | 139.8 | 140.3 | 140.7 | 140.8 | 141.4 | 141.6 | 142.4 | 142.5 | 142.9 | 142.7 | 142.7 | 142.3 | 141.7 |
| | 1996 | 142.5 | 142.7 | 143.0 | 143.2 | 143.6 | 143.4 | 144.4 | 144.4 | 144.6 | 144.4 | 144.8 | 144.9 | 143.8 |
| P700274 | 1997 | 145.1 | 145.0 | 145.5 | | | | | | | | | | |
| Services excluding shelter services – Services sans les services de logement | 1994 | 140.3 | 141.7 | 142.1 | 142.2 | 142.5 | 142.6 | 143.8 | 143.9 | 144.8 | 144.5 | 144.8 | 145.6 | 143.2 |
| | 1995 | 145.2 | 146.0 | 146.6 | 146.7 | 147.4 | 147.7 | 149.4 | 149.6 | 150.4 | 149.8 | 149.8 | 149.2 | 148.2 |
| | 1996 | 149.6 | 150.1 | 150.8 | 151.1 | 151.8 | 151.7 | 153.5 | 153.7 | 154.1 | 153.7 | 154.6 | 154.8 | 152.5 |
| P700279 | 1997 | 155.2 | 155.2 | 156.2 | | | | | | | | | | |
| Selected Special Aggregates – Certains agrégats spéciaux | | | | | | | | | | | | | | |
| All-items excluding food – Ensemble sans les aliments | 1994 | 133.0 | 131.9 | 131.9 | 131.8 | 131.5 | 131.8 | 132.2 | 132.4 | 132.7 | 132.4 | 133.2 | 133.4 | 132.4 |
| | 1995 | 133.6 | 134.1 | 134.5 | 134.7 | 135.2 | 135.2 | 135.5 | 135.5 | 135.9 | 135.7 | 136.0 | 135.7 | 135.1 |
| | 1996 | 135.8 | 136.2 | 136.6 | 136.9 | 137.6 | 137.2 | 137.3 | 137.5 | 137.8 | 138.0 | 138.6 | 138.6 | 137.3 |
| P700284 | 1997 | 138.8 | 139.0 | 139.4 | | | | | | | | | | |
| All-items excluding food and energy – Ensemble sans les aliments et l'énergie | 1994 | 134.1 | 132.8 | 132.7 | 132.6 | 132.2 | 132.4 | 132.8 | 132.9 | 133.3 | 133.2 | 133.9 | 134.2 | 133.1 |
| | 1995 | 134.5 | 135.0 | 135.4 | 135.5 | 135.8 | 135.8 | 136.3 | 136.5 | 136.8 | 136.7 | 137.2 | 136.6 | 136.0 |
| | 1996 | 136.8 | 137.2 | 137.5 | 137.6 | 137.8 | 137.6 | 138.2 | 138.3 | 138.5 | 138.5 | 139.1 | 139.1 | 138.0 |
| P700285 | 1997 | 139.2 | 139.3 | 139.9 | | | | | | | | | | |

TABLE - 3 (Concluded)

**Consumer Price Indexes for Canada,
Major Components, Sub-groups and
Special Aggregates (Not Seasonally Adjusted),
1994-1997, 1986 = 100**

TABLEAU - 3 (fin)

**Indices des prix à la consommation,
Canada, composantes principales, sous-groupes
et agrégats spéciaux (non désaisonnalisés),
1994-1997, 1986 = 100**

| | | Indexes - Indices | | | | | | | | | | | | Annual average Moyenne annuelle |
|--|------|-------------------|-------|-------|-------|-------|-------|---------|-------|-------|-------|-------|-------|--|
| | | Jan. | Feb. | March | April | May | June | July | Aug. | Sept. | Oct. | Nov. | Dec. | |
| | | Jan. | Fév. | Mars | Avril | Mai | Juin | Juillet | Août | Sept. | Oct. | Nov. | Déc. | |
| Food and energy – Aliments et énergie | 1994 | 123.4 | 123.4 | 122.9 | 123.2 | 123.5 | 124.3 | 125.1 | 125.2 | 124.2 | 123.7 | 124.5 | 124.4 | 124.0 |
| | 1995 | 125.6 | 126.2 | 126.3 | 127.4 | 127.8 | 127.9 | 127.6 | 126.2 | 126.1 | 125.7 | 125.5 | 126.4 | 126.6 |
| | 1996 | 126.8 | 126.8 | 127.6 | 129.0 | 129.9 | 129.9 | 128.6 | 128.4 | 128.4 | 129.8 | 130.4 | 130.4 | 128.8 |
| P700286 | 1997 | 131.1 | 131.6 | 131.4 | | | | | | | | | | |
| All-items excluding energy – Ensemble sans l'énergie | 1994 | 132.0 | 130.9 | 130.7 | 130.7 | 130.4 | 130.6 | 131.0 | 131.0 | 131.2 | 131.2 | 131.8 | 132.1 | 131.1 |
| | 1995 | 132.7 | 133.3 | 133.5 | 133.9 | 134.0 | 134.0 | 134.5 | 134.4 | 134.5 | 134.5 | 134.9 | 134.5 | 134.1 |
| | 1996 | 134.8 | 135.1 | 135.4 | 135.7 | 135.8 | 135.8 | 136.2 | 136.2 | 136.3 | 136.5 | 137.2 | 137.1 | 136.0 |
| P700287 | 1997 | 137.3 | 137.5 | 137.9 | | | | | | | | | | |
| Energy – Énergie | 1994 | 122.3 | 123.8 | 124.0 | 123.9 | 125.0 | 126.8 | 127.9 | 129.1 | 127.7 | 125.2 | 127.3 | 126.2 | 125.8 |
| | 1995 | 125.7 | 126.0 | 126.8 | 127.2 | 130.2 | 130.1 | 129.0 | 127.2 | 127.6 | 126.1 | 125.7 | 127.2 | 127.4 |
| | 1996 | 127.2 | 126.9 | 129.1 | 130.8 | 135.0 | 133.0 | 129.7 | 129.8 | 130.8 | 133.5 | 133.4 | 134.1 | 131.1 |
| P700288 | 1997 | 135.1 | 136.0 | 135.2 | | | | | | | | | | |
| All-items excluding shelter – Ensemble sans le logement | 1994 | 130.6 | 129.2 | 129.2 | 129.4 | 129.0 | 129.4 | 130.0 | 130.1 | 130.1 | 129.7 | 130.6 | 130.9 | 129.9 |
| | 1995 | 131.5 | 132.3 | 132.6 | 133.3 | 133.6 | 133.5 | 133.9 | 133.6 | 133.9 | 133.7 | 134.0 | 133.7 | 133.3 |
| | 1996 | 134.1 | 134.4 | 135.1 | 135.8 | 136.3 | 136.1 | 136.2 | 136.3 | 136.5 | 136.8 | 137.8 | 137.7 | 136.1 |
| P700294 | 1997 | 138.0 | 138.3 | 138.7 | | | | | | | | | | |
| All-items ex. alcoholic beverages & tobacco prod. – Ensemble sans les boissons alcoolisées et les prod. du tabac | 1994 | 128.7 | 129.4 | 129.3 | 129.3 | 129.1 | 129.5 | 130.0 | 130.1 | 130.2 | 130.0 | 130.7 | 130.9 | 129.8 |
| | 1995 | 131.5 | 132.0 | 132.3 | 132.7 | 132.9 | 133.0 | 133.3 | 133.0 | 133.2 | 133.0 | 133.3 | 133.1 | 132.8 |
| | 1996 | 133.4 | 133.6 | 134.1 | 134.6 | 135.0 | 134.8 | 134.9 | 134.9 | 135.1 | 135.4 | 136.1 | 136.0 | 134.8 |
| P700291 | 1997 | 136.2 | 136.5 | 136.8 | | | | | | | | | | |
| All-items excluding alcoholic beverages – Ensemble sans les boissons alcoolisées | 1994 | 130.8 | 129.7 | 129.5 | 129.5 | 129.4 | 129.6 | 130.1 | 130.2 | 130.3 | 130.1 | 130.8 | 131.1 | 130.1 |
| | 1995 | 131.6 | 132.2 | 132.5 | 132.9 | 133.2 | 133.2 | 133.5 | 133.3 | 133.4 | 133.3 | 133.6 | 133.4 | 133.0 |
| | 1996 | 133.6 | 133.9 | 134.3 | 134.8 | 135.2 | 135.1 | 135.1 | 135.2 | 135.3 | 135.7 | 136.3 | 136.3 | 135.1 |
| P700292 | 1997 | 136.6 | 136.8 | 137.1 | | | | | | | | | | |
| All-items excluding tobacco products – Ensemble sans les produits du tabac | 1994 | 129.4 | 130.0 | 129.9 | 129.9 | 129.7 | 130.0 | 130.5 | 130.6 | 130.8 | 130.6 | 131.2 | 131.5 | 130.3 |
| | 1995 | 132.0 | 132.6 | 132.9 | 133.2 | 133.5 | 133.5 | 133.8 | 133.6 | 133.8 | 133.6 | 133.9 | 133.7 | 133.3 |
| | 1996 | 134.0 | 134.3 | 134.7 | 135.2 | 135.6 | 135.4 | 135.5 | 135.6 | 135.7 | 136.1 | 136.7 | 136.6 | 135.5 |
| P700293 | 1997 | 136.9 | 137.1 | 137.4 | | | | | | | | | | |
| Housing (1986 definition) – Habitation (définition de 1986) | 1994 | 128.4 | 128.6 | 128.5 | 128.0 | 127.9 | 128.1 | 128.4 | 128.5 | 128.9 | 128.9 | 129.0 | 129.2 | 128.5 |
| | 1995 | 129.5 | 129.7 | 130.0 | 129.7 | 130.3 | 130.3 | 131.1 | 131.2 | 131.3 | 130.9 | 130.9 | 130.5 | 130.5 |
| | 1996 | 130.8 | 130.9 | 131.0 | 130.9 | 131.3 | 131.3 | 132.2 | 132.2 | 132.0 | 132.1 | 131.2 | 131.2 | 131.4 |
| P700280 | 1997 | 131.8 | 131.8 | 132.0 | | | | | | | | | | |
| Shelter (1986 definition) – Logement (définition de 1986) | 1994 | 132.2 | 132.2 | 132.1 | 131.4 | 131.7 | 131.8 | 132.3 | 132.5 | 132.7 | 132.8 | 132.9 | 133.1 | 132.3 |
| | 1995 | 133.4 | 133.5 | 133.7 | 133.2 | 134.0 | 134.1 | 135.1 | 135.1 | 135.0 | 134.4 | 134.6 | 134.0 | 134.2 |
| | 1996 | 134.0 | 134.1 | 134.0 | 133.9 | 134.4 | 134.2 | 135.5 | 135.3 | 135.1 | 135.3 | 134.2 | 134.2 | 134.5 |
| P700281 | 1997 | 134.5 | 134.5 | 134.6 | | | | | | | | | | |
| Regulated CPI – IPC réglementé | 1994 | 146.2 | 138.8 | 138.2 | 138.0 | 137.8 | 138.0 | 138.0 | 138.1 | 138.6 | 138.9 | 139.1 | 139.3 | 139.1 |
| | 1995 | 139.3 | 139.4 | 140.1 | 139.5 | 139.7 | 140.2 | 140.4 | 140.4 | 141.1 | 141.3 | 141.8 | 141.8 | 140.4 |
| | 1996 | 142.7 | 142.9 | 143.2 | 142.8 | 143.1 | 143.5 | 143.7 | 143.7 | 144.9 | 145.7 | 145.5 | 146.0 | 144.0 |
| P700296 | 1997 | 147.3 | 147.4 | 147.6 | | | | | | | | | | |
| Non-regulated CPI – IPC non réglementé | 1994 | 127.0 | 127.8 | 127.8 | 127.8 | 127.6 | 128.0 | 128.6 | 128.7 | 128.6 | 128.3 | 129.1 | 129.4 | 128.2 |
| | 1995 | 130.1 | 130.8 | 130.9 | 131.6 | 131.9 | 131.8 | 132.1 | 131.8 | 131.9 | 131.6 | 131.9 | 131.6 | 131.5 |
| | 1996 | 131.7 | 132.0 | 132.5 | 133.2 | 133.6 | 133.3 | 133.3 | 133.4 | 133.3 | 133.5 | 134.4 | 134.2 | 133.2 |
| P700297 | 1997 | 134.2 | 134.5 | 134.8 | | | | | | | | | | |
| All-items (1981=100) – Ensemble (1981=100) | 1994 | 173.8 | 172.5 | 172.3 | 172.4 | 172.0 | 172.4 | 173.0 | 173.2 | 173.3 | 173.0 | 174.0 | 174.2 | 173.0 |
| | 1995 | 174.9 | 175.7 | 176.1 | 176.6 | 177.0 | 177.0 | 177.4 | 177.2 | 177.3 | 177.2 | 177.5 | 177.3 | 176.8 |
| | 1996 | 177.7 | 177.9 | 178.6 | 179.1 | 179.7 | 179.5 | 179.5 | 179.7 | 179.9 | 180.3 | 181.1 | 181.1 | 179.5 |
| P700298 | 1997 | 181.5 | 181.8 | 182.2 | | | | | | | | | | |

TABLE - 4

Month-to-month Percentage Changes in the Unadjusted and Seasonally Adjusted Consumer Price Index and Current Annual Rate of Change (Based on Seasonally Adjusted Movement in the Latest Three Months Compounded at Annual Rates), 1995-1997 Canada

TABLEAU - 4

Taux de variation d'un mois à l'autre de l'indice des prix à la consommation non désaisonnalisé et désaisonnalisé et taux annuels de variation courants (fondés sur les taux de variation composés des trois derniers mois aux taux annuels), 1995-1997 Canada

| | Unadjusted month-to-month Percentage change | | | Seasonally adjusted month-to-month Percentage change ¹ | | | Current annual rate of change based on seasonally adjusted indexes ¹ | | |
|-----------------------|---|--|--|--|--|--|--|--|--|
| | Taux de variation d'un mois à l'autre non désaisonnalisé | | | Taux de variation d'un mois à l'autre désaisonnalisé ¹ | | | Taux annuel de variation courant d'après les indices désaisonnalisés ¹ | | |
| | All-items | Food | All-items excluding food and energy | All-items | Food | All-items excluding food and energy | All-items | Food | All-items excluding food and energy |
| Ensemble | Aliments | Ensemble sans les aliments et énergie | Ensemble | Aliments | Ensemble sans les aliments et énergie | Ensemble | Aliments | Ensemble sans les aliments et énergie | |
| 1995 | | | | | | | | | |
| January – Janvier | 0.4 | 1.5 | 0.2 | 0.2 | 0.6 | 0.1 | 2.8 | 3.9 | 2.7 |
| February – Février | 0.5 | 0.6 | 0.4 | 0.3 | 0.4 | 0.1 | 3.4 | 5.3 | 3.0 |
| March – Mars | 0.2 | -0.2 | 0.3 | 0.2 | 0.1 | 0.3 | 2.8 | 4.2 | 2.4 |
| April – Avril | 0.3 | 1.1 | 0.1 | 0.3 | 0.7 | 0.1 | 3.4 | 4.9 | 2.4 |
| May – Mai | 0.2 | -0.6 | 0.2 | 0.2 | -0.5 | 0.3 | 3.1 | 1.3 | 3.0 |
| June – Juin | 0.0 | 0.2 | 0.0 | 0.0 | -0.1 | 0.1 | 2.1 | 0.6 | 2.4 |
| July – Juillet | 0.2 | 0.0 | 0.4 | 0.1 | 0.2 | 0.1 | 1.2 | -1.6 | 2.4 |
| August – Août | -0.1 | -0.9 | 0.1 | 0.0 | -0.3 | 0.1 | 0.3 | -0.9 | 1.8 |
| September – Septembre | 0.1 | -0.3 | 0.2 | 0.2 | 0.4 | 0.1 | 1.2 | 1.0 | 1.8 |
| October – Octobre | -0.1 | 0.1 | -0.1 | 0.1 | 0.0 | 0.1 | 1.2 | 0.3 | 1.8 |
| November – Novembre | 0.2 | -0.1 | 0.4 | -0.1 | -0.1 | 0.1 | 0.9 | 1.3 | 1.2 |
| December – Décembre | -0.1 | 0.5 | -0.4 | 0.1 | 0.4 | -0.1 | 0.6 | 1.3 | 0.3 |
| 1996 | | | | | | | | | |
| January – Janvier | 0.2 | 0.5 | 0.1 | 0.0 | -0.4 | 0.1 | 0.3 | -0.3 | 0.3 |
| February – Février | 0.1 | 0.1 | 0.3 | 0.1 | 0.0 | 0.1 | 0.9 | 0.0 | 0.6 |
| March – Mars | 0.4 | 0.2 | 0.2 | 0.4 | 0.5 | 0.2 | 1.8 | 0.3 | 1.8 |
| April – Avril | 0.3 | 0.9 | 0.1 | 0.3 | 0.4 | 0.1 | 3.0 | 3.5 | 1.8 |
| May – Mai | 0.3 | -0.4 | 0.1 | 0.3 | -0.2 | 0.2 | 3.9 | 2.9 | 2.4 |
| June – Juin | -0.1 | 0.6 | -0.1 | -0.1 | 0.4 | 0.1 | 2.1 | 2.6 | 1.8 |
| July – Juillet | 0.0 | -0.2 | 0.4 | -0.1 | -0.2 | 0.1 | 0.6 | 0.3 | 1.8 |
| August – Août | 0.1 | -0.3 | 0.1 | 0.2 | 0.4 | 0.1 | 0.3 | 2.5 | 1.5 |
| September – Septembre | 0.1 | -0.3 | 0.1 | 0.2 | 0.3 | 0.1 | 1.5 | 2.2 | 1.5 |
| October – Octobre | 0.2 | 0.6 | 0.0 | 0.4 | 0.5 | 0.1 | 3.3 | 5.1 | 1.5 |
| November – Novembre | 0.4 | 0.8 | 0.4 | 0.3 | 0.7 | 0.2 | 3.6 | 6.4 | 1.7 |
| December – Décembre | 0.0 | -0.3 | 0.0 | 0.2 | -0.3 | 0.3 | 3.6 | 3.8 | 2.6 |
| 1997 | | | | | | | | | |
| January – Janvier | 0.2 | 0.5 | 0.1 | 0.1 | -0.2 | 0.0 | 2.4 | 0.9 | 2.0 |
| February – Février | 0.1 | 0.2 | 0.1 | 0.1 | 0.1 | 0.0 | 1.5 | -1.5 | 1.2 |
| March – Mars | 0.2 | 0.0 | 0.4 | 0.1 | 0.2 | 0.3 | 1.2 | 0.3 | 1.2 |
| April – Avril | | | | | | | | | |
| May – Mai | | | | | | | | | |
| June – Juin | | | | | | | | | |
| July – Juillet | | | | | | | | | |
| August – Août | | | | | | | | | |
| September – Septembre | | | | | | | | | |
| October – Octobre | | | | | | | | | |
| November – Novembre | | | | | | | | | |
| December – Décembre | | | | | | | | | |

¹ See Appendix 1.

¹ Voir l'appendice 1.

TABLE - 5
Average Retail Prices,
First Quarter 1997¹, Canada

TABLEAU - 5
Prix de détail moyens,
premier trimestre de 1997¹, Canada

| | | January 1997 | February 1997 | March 1997 | |
|----|--|--------------|---------------|------------|-------|
| | | Janvier 1997 | Février 1997 | Mars 1997 | |
| 1 | Round steak – Bifteck de ronde | 1 kg | 9.70 | 9.55 | 9.23 |
| 2 | Sirloin steak – Bifteck de surlonge | 1 kg | 10.67 | 10.62 | 10.67 |
| 3 | Prime rib roast – Rôti de côtes de choix | 1 kg | 11.67 | 11.53 | 11.78 |
| 4 | Blade roast – Rôti de palette | 1 kg | 6.38 | 6.37 | 6.24 |
| 5 | Stewing beef – Boeuf à ragoût | 1 kg | 6.62 | 6.68 | 6.81 |
| 6 | Ground beef, regular – Boeuf haché, régulier | 1 kg | 3.68 | 3.68 | 3.67 |
| 7 | Pork chops – Côtelettes de porc | 1 kg | 9.73 | 9.33 | 9.45 |
| 8 | Butt roast – Rôti de soc | 1 kg | 6.00 | 5.83 | 6.00 |
| 9 | Chicken – Poulet | 1 kg | 4.26 | 4.22 | 4.13 |
| 10 | Bacon | 500 g | 3.63 | 3.65 | 3.64 |
| 11 | Wieners – Saucisses fumées | 450 g | 2.62 | 2.52 | 2.50 |
| 12 | Canned sockeye salmon – Saumon sockeye, en conserve | 213 g | 3.68 | 3.66 | 3.60 |
| 13 | Homogenized milk – Lait homogénéisé | 1 l | 1.38 | 1.38 | 1.39 |
| 14 | Partly skimmed milk – Lait partiellement écrémé | 1 l | 1.34 | 1.34 | 1.34 |
| 15 | Butter – Beurre | 454 g | 2.94 | 2.95 | 2.94 |
| 16 | Processed cheese food slices – Préparation de fromage fondu, en tranches | 250 g | 2.78 | 2.76 | 2.77 |
| 17 | Evaporated milk – Lait évaporé | 385 ml | 1.04 | 1.04 | 1.04 |
| 18 | Eggs – Oeufs | 1 dz | 1.78 | 1.76 | 1.74 |
| 19 | Bread – Pain | 675 g | 1.36 | 1.37 | 1.36 |
| 20 | Soda crackers – Biscuits soda | 450 g | 1.96 | 1.99 | 1.92 |
| 21 | Macaroni | 500 g | 0.97 | 0.97 | 1.00 |
| 22 | Flour – Farine | 2.5 kg | 3.86 | 3.72 | 3.69 |
| 23 | Corn flakes – Flocons de maïs | 675 g | 3.10 | 2.97 | 2.96 |
| 24 | Apples – Pommes | 1 kg | 2.26 | 2.25 | 2.18 |
| 25 | Bananas – Bananes | 1 kg | 1.29 | 1.34 | 1.36 |
| 26 | Grapefruits – Pamplemousses | 1 kg | 1.28 | 1.26 | 1.30 |
| 27 | Oranges | 1 kg | 1.69 | 1.70 | 1.58 |
| 28 | Apple juice, canned – Jus de pommes, en conserve | 1.36 l | 1.75 | 1.70 | 1.73 |
| 29 | Orange juice, tetra-brick – Jus d'orange, tetra-brick | 1 l | 1.68 | 1.64 | 1.69 |
| 30 | Cabbage – Choux | 1 kg | 0.76 | 0.80 | 0.83 |
| 31 | Carrots – Carottes | 1 kg | 0.99 | 1.04 | 1.12 |
| 32 | Celery – Céleri | 1 kg | 1.76 | 2.05 | 1.77 |
| 33 | Mushrooms – Champignons | 1 kg | 5.42 | 5.50 | 5.47 |
| 34 | Onions – Oignons | 1 kg | 0.89 | 0.88 | 0.88 |
| 35 | Potatoes – Pommes de terre | 4.54 kg | 2.29 | 2.29 | 2.30 |
| 36 | French fried potatoes, frozen – Pommes de terre frites, congelées | 1 kg | 1.68 | 1.67 | 1.62 |
| 37 | Baked beans, canned – Fèves au lard en conserve | 398 ml | 0.79 | 0.79 | 0.79 |
| 38 | Tomatoes, canned – Tomates, en conserve | 796 ml | 1.17 | 1.19 | 1.17 |
| 39 | Tomato juice, canned – Jus de tomate en conserve | 1.36 l | 1.53 | 1.46 | 1.47 |
| 40 | Ketchup | 1 l | 2.39 | 2.37 | 2.37 |
| 41 | Sugar, white – Sucre blanc | 2 kg | 2.06 | 2.10 | 2.11 |
| 42 | Coffee, roasted – Café torréfié | 300 g | 3.44 | 3.40 | 3.47 |
| 43 | Coffee, instant – Café instantané | 200 g | 5.78 | 5.70 | 5.63 |
| 44 | Tea (bags) – Thé (sachets) | 72 | 2.97 | 2.97 | 2.98 |
| 45 | Cooking or salad oil – Huile à frire ou à salade | 1 l | 3.15 | 3.06 | 3.08 |
| 46 | Soup, canned – Soupe, en conserve | 284 ml | 0.73 | 0.72 | 0.70 |
| 47 | Baby food – Nourriture pour bébés | 128 ml | 0.50 | 0.51 | 0.51 |
| 48 | Peanut butter – Beurre d'arachide | 500 g | 2.69 | 2.59 | 2.59 |
| 49 | Fruit flavoured crystals – Cristaux à saveur de fruit | 2.25 l | 1.32 | 1.28 | 1.27 |
| 50 | Soft drinks, cola type – Boissons gazeuses, cola | 2 l | 1.26 | 1.29 | 1.26 |
| 51 | Soft drinks, lemon type – Boissons gazeuses, citron-lime | 2 l | 1.32 | 1.36 | 1.33 |
| 52 | Laundry detergent – Détergent synthétique, en poudre | 4 l | 6.28 | 6.30 | 6.19 |
| 53 | Paper towels (rolls) – Essuie-tout en papier (rouleaux) | 2 | 1.62 | 1.62 | 1.63 |
| 54 | Facial tissue – Papier-mouchoirs | 200 | 1.44 | 1.41 | 1.39 |
| 55 | Bathroom tissue (rolls) – Papier hygiénique (rouleaux) | 4 | 1.86 | 1.85 | 1.85 |
| 56 | Shampoo – Shampoing | 300 ml | 3.10 | 3.00 | 3.04 |
| 57 | Deodorant – Désodorisant | 60 g | 2.78 | 2.85 | 2.81 |
| 58 | Tooth paste – Pâte dentifrice | 100 ml | 1.29 | 1.27 | 1.32 |
| 59 | Cigarettes | 200 | 32.73 | 32.68 | 32.72 |

¹ For explanatory notes and details, see Appendix 2.

¹ Pour de plus amples renseignements et détails, consulter l'appendice 2.

**The
Consumer
Price Index**

**L'indice des
prix à la
consommation**

Part II

Partie II

**Tables
by Province,
Whitehorse
and Yellowknife**

**Tableaux
par province,
Whitehorse et
Yellowknife**

TABLE - 6

**Consumer Price Index, All-Items
(Not Seasonally Adjusted), Provinces,
Whitehorse and Yellowknife,
1982-1997, 1986 = 100**

| | Nfld. | PE.I. | N.S. | N.B. | Qué. | Ont. | Man. | Sask. | Alb. | B.C. | White- horse | Yellow- knife |
|------------------------|-------|---------|-------|-------|-------|-------|-------|-------|-------|-------|-----------------|------------------|
| | T.-N. | I.-P.-É | N.-É. | N.-B. | | | | | | C.-B. | | |
| Annual - Annuel | | | | | | | | | | | | |
| 1982 | 83.7 | 86.2 | 83.5 | 82.4 | 83.3 | 82.6 | 83.1 | 84.8 | 87.0 | 85.9 | ... | ... |
| 1983 | 89.3 | 90.6 | 88.9 | 87.9 | 87.9 | 87.7 | 88.6 | 90.2 | 91.5 | 90.5 | 89.8 | 87.3 |
| 1984 | 93.3 | 94.5 | 92.8 | 92.4 | 91.5 | 92.0 | 91.9 | 93.9 | 93.9 | 94.2 | 93.3 | 91.2 |
| 1985 | 97.2 | 98.0 | 96.9 | 96.6 | 95.5 | 95.8 | 95.8 | 97.3 | 96.7 | 97.1 | 96.4 | 95.3 |
| 1986 | 100.0 | 100.0 | 100.0 | 100.0 | 100.0 | 100.0 | 100.0 | 100.0 | 100.0 | 100.0 | 100.0 | 100.0 |
| 1987 | 102.9 | 103.6 | 103.4 | 102.8 | 104.4 | 105.1 | 104.2 | 105.0 | 104.0 | 103.0 | 103.1 | 103.9 |
| 1988 | 105.3 | 107.4 | 107.0 | 106.5 | 108.3 | 110.0 | 108.6 | 109.6 | 106.8 | 106.7 | 106.0 | 106.9 |
| 1989 | 109.1 | 111.5 | 111.9 | 111.5 | 112.9 | 116.4 | 113.7 | 114.4 | 111.3 | 111.5 | 116.0 | 111.0 |
| 1990 | 113.8 | 117.1 | 117.5 | 116.6 | 117.7 | 122.0 | 118.9 | 119.5 | 117.7 | 117.6 | 114.5 | 115.7 |
| 1991 | 120.8 | 125.9 | 124.7 | 124.2 | 126.4 | 127.6 | 125.0 | 125.7 | 124.6 | 123.8 | 122.0 | 123.2 |
| 1992 | 122.1 | 126.9 | 125.5 | 125.0 | 128.7 | 129.0 | 126.8 | 127.0 | 126.4 | 127.2 | 123.1 | 124.5 |
| 1993 | 124.1 | 129.3 | 127.0 | 126.6 | 130.5 | 131.2 | 130.2 | 130.8 | 127.9 | 131.6 | 125.8 | 126.6 |
| 1994 | 125.7 | 129.0 | 128.5 | 127.3 | 128.7 | 131.3 | 132.0 | 133.2 | 129.7 | 134.2 | 128.5 | 128.9 |
| 1995 | 127.5 | 131.1 | 130.2 | 129.2 | 131.0 | 134.5 | 135.5 | 135.8 | 132.7 | 137.3 | 130.2 | 132.6 |
| 1996 | 129.5 | 133.5 | 132.5 | 131.2 | 133.1 | 136.6 | 138.5 | 138.3 | 135.6 | 138.5 | 132.3 | 134.7 |
| 1997 | | | | | | | | | | | | |
| 1994 | | | | | | | | | | | | |
| January - Janvier | 125.0 | 130.4 | 128.9 | 127.8 | 130.9 | 131.9 | 131.2 | 132.4 | 128.9 | 133.4 | 127.8 | 128.1 |
| February - Février | 124.8 | 130.0 | 128.4 | 126.5 | 128.5 | 131.1 | 131.3 | 132.1 | 128.7 | 133.6 | 127.3 | 128.1 |
| March - Mars | 125.2 | 128.8 | 128.8 | 126.5 | 128.6 | 130.7 | 131.3 | 132.1 | 128.4 | 133.5 | 127.4 | 127.8 |
| April - Avril | 125.3 | 128.2 | 127.8 | 126.3 | 128.4 | 130.9 | 131.4 | 132.7 | 128.9 | 133.2 | 127.5 | 128.1 |
| May - Mai | 125.6 | 128.1 | 127.8 | 126.7 | 127.8 | 130.5 | 131.4 | 132.6 | 129.1 | 133.6 | 127.4 | 128.7 |
| June - Juin | 125.8 | 128.4 | 127.9 | 126.7 | 128.4 | 130.7 | 131.4 | 133.0 | 129.3 | 133.9 | 127.9 | 128.8 |
| July - Juillet | 126.1 | 128.5 | 128.3 | 127.5 | 128.4 | 131.4 | 132.1 | 133.4 | 130.1 | 134.4 | 129.0 | 129.2 |
| August - Août | 126.2 | 128.9 | 128.7 | 127.8 | 128.4 | 131.5 | 132.0 | 133.6 | 130.2 | 134.6 | 129.1 | 129.3 |
| September - Septembre | 126.0 | 129.1 | 128.8 | 127.6 | 128.4 | 131.5 | 132.5 | 134.1 | 130.7 | 134.8 | 129.4 | 129.5 |
| October - Octobre | 125.8 | 129.5 | 128.7 | 127.9 | 128.2 | 131.3 | 132.5 | 133.6 | 130.4 | 134.9 | 129.2 | 129.4 |
| November - Novembre | 126.2 | 129.4 | 128.9 | 128.1 | 129.1 | 132.0 | 133.1 | 134.1 | 130.6 | 135.3 | 129.8 | 129.7 |
| December - Décembre | 126.2 | 129.2 | 128.7 | 127.8 | 129.0 | 132.4 | 133.5 | 134.3 | 131.2 | 135.6 | 129.7 | 130.5 |
| 1995 | | | | | | | | | | | | |
| January - Janvier | 126.3 | 129.4 | 128.9 | 128.2 | 129.6 | 133.1 | 134.0 | 134.5 | 131.2 | 136.1 | 129.4 | 130.1 |
| February - Février | 126.8 | 130.0 | 129.6 | 128.6 | 130.1 | 133.8 | 134.6 | 134.7 | 131.7 | 136.6 | 129.2 | 130.5 |
| March - Mars | 127.1 | 130.0 | 130.0 | 129.3 | 130.3 | 134.1 | 134.8 | 135.0 | 131.9 | 137.0 | 129.0 | 131.0 |
| April - Avril | 127.6 | 130.5 | 130.1 | 129.2 | 131.2 | 134.3 | 135.3 | 135.6 | 132.3 | 136.9 | 129.4 | 131.6 |
| May - Mai | 127.8 | 130.7 | 130.9 | 130.0 | 131.4 | 134.7 | 135.6 | 136.2 | 132.6 | 137.1 | 130.0 | 132.2 |
| June - Juin | 127.8 | 131.0 | 130.6 | 129.9 | 131.3 | 134.8 | 135.6 | 136.1 | 132.4 | 137.2 | 129.8 | 132.6 |
| July - Juillet | 128.0 | 131.4 | 131.0 | 129.7 | 131.5 | 134.9 | 135.8 | 136.2 | 133.1 | 138.2 | 131.2 | 133.6 |
| August - Août | 127.6 | 131.2 | 130.3 | 129.0 | 131.1 | 134.8 | 135.7 | 136.1 | 133.0 | 137.9 | 130.7 | 133.7 |
| September - Septembre | 127.4 | 132.0 | 130.5 | 129.5 | 131.4 | 135.1 | 135.9 | 135.8 | 133.2 | 137.5 | 131.0 | 134.1 |
| October - Octobre | 127.8 | 132.6 | 130.3 | 129.4 | 131.2 | 134.8 | 135.9 | 136.1 | 133.2 | 137.5 | 130.4 | 133.6 |
| November - Novembre | 127.9 | 132.8 | 130.5 | 129.3 | 131.5 | 135.1 | 136.3 | 136.4 | 133.8 | 137.9 | 131.3 | 133.9 |
| December - Décembre | 127.3 | 131.4 | 129.7 | 128.8 | 131.3 | 134.9 | 136.7 | 136.5 | 133.4 | 137.7 | 130.6 | 133.7 |
| 1996 | | | | | | | | | | | | |
| January - Janvier | 128.0 | 132.0 | 130.4 | 129.5 | 131.5 | 135.1 | 136.7 | 136.5 | 133.6 | 138.1 | 130.9 | 133.4 |
| February - Février | 128.3 | 132.6 | 130.5 | 130.0 | 132.0 | 135.4 | 136.5 | 136.7 | 133.7 | 138.2 | 130.8 | 133.5 |
| March - Mars | 128.2 | 132.7 | 130.9 | 130.3 | 132.4 | 135.8 | 137.4 | 137.2 | 134.8 | 138.4 | 130.7 | 133.8 |
| April - Avril | 128.9 | 133.3 | 131.7 | 130.8 | 133.0 | 136.2 | 138.1 | 137.7 | 135.4 | 138.5 | 131.0 | 133.8 |
| May - Mai | 129.6 | 133.3 | 133.3 | 131.5 | 133.6 | 136.5 | 138.6 | 138.3 | 135.6 | 138.7 | 132.0 | 135.2 |
| June - Juin | 129.5 | 134.0 | 132.9 | 130.9 | 133.4 | 136.4 | 138.2 | 138.2 | 135.2 | 138.6 | 132.3 | 134.3 |
| July - Juillet | 129.4 | 134.1 | 132.3 | 130.9 | 133.2 | 136.5 | 138.9 | 138.5 | 136.1 | 138.5 | 133.2 | 135.5 |
| August - Août | 129.5 | 133.5 | 132.7 | 131.3 | 133.2 | 136.6 | 139.0 | 138.6 | 136.2 | 138.4 | 133.4 | 135.4 |
| September - Septembre | 130.0 | 133.9 | 133.0 | 131.3 | 133.2 | 136.8 | 139.0 | 139.0 | 136.5 | 138.6 | 133.1 | 135.4 |
| October - Octobre | 130.7 | 134.3 | 133.8 | 132.2 | 133.8 | 137.2 | 139.4 | 139.3 | 136.2 | 138.6 | 132.9 | 135.3 |
| November - Novembre | 130.9 | 134.3 | 134.3 | 132.6 | 134.2 | 138.2 | 140.0 | 140.0 | 136.7 | 138.8 | 133.4 | 135.5 |
| December - Décembre | 130.5 | 134.0 | 134.6 | 132.7 | 133.7 | 138.3 | 140.6 | 140.1 | 136.8 | 138.7 | 133.6 | 134.9 |
| 1997 | | | | | | | | | | | | |
| January - Janvier | 131.4 | 134.6 | 134.4 | 133.0 | 134.1 | 138.5 | 140.7 | 139.7 | 137.6 | 139.0 | 133.2 | 134.8 |
| February - Février | 131.7 | 134.7 | 134.6 | 133.1 | 134.6 | 138.6 | 140.8 | 139.9 | 137.9 | 139.4 | 133.5 | 134.1 |
| March - Mars | 132.7 | 135.7 | 135.1 | 133.6 | 134.6 | 138.9 | 141.4 | 140.1 | 138.3 | 139.6 | 134.5 | 134.1 |
| April - Avril | | | | | | | | | | | | |
| May - Mai | | | | | | | | | | | | |
| June - Juin | | | | | | | | | | | | |
| July - Juillet | | | | | | | | | | | | |
| August - Août | | | | | | | | | | | | |
| September - Septembre | | | | | | | | | | | | |
| October - Octobre | | | | | | | | | | | | |
| November - Novembre | | | | | | | | | | | | |
| December - Décembre | | | | | | | | | | | | |

TABLEAU - 6

**Indice des prix à la consommation,
indice d'ensemble (non désaisonné),
provinces, Whitehorse et Yellowknife,
1982-1997, 1986 = 100**

TABLE - 7

Consumer Price Index, All-items (Not Seasonally Adjusted) Percentage Change from the Same Month of the Previous Year, Provinces, Whitehorse and Yellowknife, 1983-1997, 1986 = 100

TABLEAU - 7

Indice des prix à la consommation, ensemble (non désaisonné), taux de variation par rapport au mois correspondant de l'année précédente, provinces, Whitehorse et Yellowknife, 1983-1997, 1986 = 100

| | Nfld. | PE.I. | N.S. | N.B. | Qué. | Ont. | Man. | Sask. | Alb. | B.C. | Whitehorse | Yellowknife |
|------------------------|-------|---------|-------|-------|------|------|------|-------|------|-------|------------|-------------|
| | T.-N. | I.-P.-É | N.-É. | N.-B. | | | | | | C.-B. | | |
| Annual - Annuel | | | | | | | | | | | | |
| 1983 | 6.7 | 5.1 | 6.5 | 6.7 | 5.5 | 6.2 | 6.6 | 6.4 | 5.2 | 5.4 | ... | ... |
| 1984 | 4.5 | 4.3 | 4.4 | 5.1 | 4.1 | 4.9 | 3.7 | 4.1 | 2.6 | 4.1 | 3.9 | 4.5 |
| 1985 | 4.2 | 3.7 | 4.4 | 4.5 | 4.4 | 4.1 | 4.2 | 3.6 | 3.0 | 3.1 | 3.3 | 4.5 |
| 1986 | 2.9 | 2.0 | 3.2 | 3.5 | 4.7 | 4.4 | 4.4 | 2.8 | 3.4 | 3.0 | 3.7 | 4.9 |
| 1987 | 2.9 | 3.6 | 3.4 | 2.8 | 4.4 | 5.1 | 4.2 | 5.0 | 4.0 | 3.0 | 3.1 | 3.9 |
| 1988 | 2.3 | 3.7 | 3.5 | 3.6 | 3.7 | 4.7 | 4.2 | 4.4 | 2.7 | 3.6 | 2.8 | 2.9 |
| 1989 | 3.6 | 3.8 | 4.6 | 4.7 | 4.2 | 5.8 | 4.7 | 4.4 | 4.2 | 4.5 | 3.8 | 3.8 |
| 1990 | 4.3 | 5.0 | 5.0 | 4.6 | 4.3 | 4.8 | 4.6 | 4.5 | 5.8 | 5.5 | 4.1 | 4.2 |
| 1991 | 6.2 | 7.5 | 6.1 | 6.5 | 7.4 | 4.6 | 5.1 | 5.2 | 5.9 | 5.3 | 6.6 | 6.5 |
| 1992 | 1.1 | 0.8 | 0.6 | 0.6 | 1.8 | 1.1 | 1.4 | 1.0 | 1.4 | 2.7 | 0.9 | 1.1 |
| 1993 | 1.6 | 1.9 | 1.2 | 1.3 | 1.4 | 1.7 | 2.7 | 3.0 | 1.2 | 3.5 | 2.2 | 1.7 |
| 1994 | 1.3 | -0.2 | 1.2 | 0.6 | -1.4 | 0.1 | 1.4 | 1.8 | 1.4 | 2.0 | 2.1 | 1.8 |
| 1995 | 1.4 | 1.6 | 1.3 | 1.5 | 1.8 | 2.4 | 2.7 | 2.0 | 2.3 | 2.3 | 1.3 | 2.9 |
| 1996 | 1.6 | 1.8 | 1.8 | 1.5 | 1.6 | 1.6 | 2.2 | 1.8 | 2.2 | 0.9 | 1.6 | 1.6 |
| 1994 | | | | | | | | | | | | |
| January - Janvier | 1.8 | 2.1 | 2.8 | 2.2 | 0.5 | 1.3 | 2.0 | 2.6 | 0.9 | 2.5 | 3.1 | 2.4 |
| February - Février | 1.1 | 1.2 | 2.1 | 0.6 | -1.4 | 0.2 | 1.6 | 2.1 | 0.7 | 2.4 | 2.7 | 1.7 |
| March - Mars | 1.2 | 0.0 | 2.3 | 0.5 | -1.5 | -0.2 | 1.4 | 2.2 | 1.8 | 2.2 | 2.2 | 1.2 |
| April - Avril | 1.5 | -0.2 | 1.3 | -0.1 | -1.5 | 0.2 | 1.2 | 1.6 | 1.7 | 1.9 | 2.5 | 1.5 |
| May - Mai | 1.4 | -0.8 | 1.0 | 0.2 | -1.9 | -0.2 | 1.0 | 1.1 | 1.6 | 1.7 | 2.0 | 1.7 |
| June - Juin | 1.4 | -0.5 | 0.9 | 0.0 | -1.5 | -0.2 | 1.1 | 1.5 | 1.3 | 2.1 | 2.4 | 2.0 |
| July - Juillet | 1.1 | -0.8 | 1.1 | 0.6 | -1.5 | 0.0 | 1.4 | 1.8 | 1.4 | 2.1 | 2.1 | 2.1 |
| August - Août | 1.1 | -0.7 | 1.3 | 0.6 | -1.4 | 0.1 | 1.2 | 1.8 | 1.6 | 1.9 | 1.7 | 2.1 |
| September - Septembre | 0.9 | -0.4 | 1.3 | 0.7 | -1.5 | -0.1 | 1.7 | 2.1 | 1.8 | 1.8 | 2.0 | 2.3 |
| October - Octobre | 0.9 | -0.7 | 0.2 | 0.6 | -1.5 | -0.4 | 1.2 | 1.4 | 1.6 | 1.7 | 1.7 | 1.8 |
| November - Novembre | 1.3 | -1.1 | -0.2 | 0.3 | -1.7 | -0.2 | 1.1 | 1.4 | 1.3 | 1.7 | 1.6 | 1.5 |
| December - Décembre | 1.4 | -0.9 | -0.2 | 0.3 | -1.6 | 0.2 | 1.4 | 1.7 | 1.8 | 2.0 | 1.4 | 2.3 |
| 1995 | | | | | | | | | | | | |
| January - Janvier | 1.0 | -0.8 | 0.0 | 0.3 | -1.0 | 0.9 | 2.1 | 1.6 | 1.8 | 2.0 | 1.3 | 1.6 |
| February - Février | 1.6 | 0.0 | 0.9 | 1.7 | 1.2 | 2.1 | 2.5 | 2.0 | 2.3 | 2.2 | 1.5 | 1.9 |
| March - Mars | 1.5 | 0.9 | 0.9 | 2.2 | 1.3 | 2.6 | 2.7 | 2.2 | 2.7 | 2.6 | 1.3 | 2.5 |
| April - Avril | 1.8 | 1.8 | 1.8 | 2.3 | 2.2 | 2.6 | 3.0 | 2.2 | 2.6 | 2.8 | 1.5 | 2.7 |
| May - Mai | 1.8 | 2.0 | 2.4 | 2.6 | 2.8 | 3.2 | 3.2 | 2.7 | 2.7 | 2.6 | 2.0 | 2.7 |
| June - Juin | 1.6 | 2.0 | 2.1 | 2.5 | 2.3 | 3.1 | 3.2 | 2.3 | 2.4 | 2.5 | 1.5 | 3.0 |
| July - Juillet | 1.5 | 2.3 | 2.1 | 1.7 | 2.4 | 2.7 | 2.8 | 2.1 | 2.3 | 2.8 | 1.7 | 3.4 |
| August - Août | 1.1 | 1.8 | 1.2 | 0.9 | 2.1 | 2.5 | 2.8 | 1.9 | 2.2 | 2.5 | 1.2 | 3.4 |
| September - Septembre | 1.1 | 2.2 | 1.3 | 1.5 | 2.3 | 2.7 | 2.6 | 1.3 | 1.9 | 2.0 | 1.2 | 3.6 |
| October - Octobre | 1.6 | 2.4 | 1.2 | 1.2 | 2.3 | 2.7 | 2.6 | 1.9 | 2.1 | 1.9 | 0.9 | 3.2 |
| November - Novembre | 1.3 | 2.6 | 1.2 | 0.9 | 1.9 | 2.3 | 2.4 | 1.7 | 2.5 | 1.9 | 1.2 | 3.2 |
| December - Décembre | 0.9 | 1.7 | 0.8 | 0.8 | 1.8 | 1.9 | 2.4 | 1.6 | 1.7 | 1.5 | 0.7 | 2.5 |
| 1996 | | | | | | | | | | | | |
| January - Janvier | 1.3 | 2.0 | 1.2 | 1.0 | 1.5 | 1.5 | 2.0 | 1.5 | 1.8 | 1.5 | 1.2 | 2.5 |
| February - Février | 1.2 | 2.0 | 0.7 | 1.1 | 1.5 | 1.2 | 1.4 | 1.5 | 1.5 | 1.2 | 1.2 | 2.3 |
| March - Mars | 0.9 | 2.1 | 0.7 | 0.8 | 1.6 | 1.3 | 1.9 | 1.6 | 2.2 | 1.0 | 1.3 | 2.1 |
| April - Avril | 1.0 | 2.1 | 1.2 | 1.2 | 1.4 | 1.4 | 2.1 | 1.5 | 2.3 | 1.2 | 1.2 | 1.7 |
| May - Mai | 1.4 | 2.0 | 1.8 | 1.2 | 1.7 | 1.3 | 2.2 | 1.5 | 2.3 | 1.2 | 1.5 | 2.3 |
| June - Juin | 1.3 | 2.3 | 1.8 | 0.8 | 1.6 | 1.2 | 1.9 | 1.5 | 2.1 | 1.0 | 1.9 | 1.3 |
| July - Juillet | 1.1 | 2.1 | 1.0 | 0.9 | 1.3 | 1.2 | 2.3 | 1.7 | 2.3 | 0.2 | 1.5 | 1.4 |
| August - Août | 1.5 | 1.8 | 1.8 | 1.8 | 1.6 | 1.3 | 2.4 | 1.8 | 2.4 | 0.4 | 2.1 | 1.3 |
| September - Septembre | 2.0 | 1.4 | 1.9 | 1.4 | 1.4 | 1.3 | 2.3 | 2.4 | 2.5 | 0.8 | 1.6 | 1.0 |
| October - Octobre | 2.3 | 1.3 | 2.7 | 2.2 | 2.0 | 1.8 | 2.6 | 2.4 | 2.3 | 0.8 | 1.9 | 1.3 |
| November - Novembre | 2.3 | 1.1 | 2.9 | 2.6 | 2.1 | 2.3 | 2.7 | 2.6 | 2.2 | 0.7 | 1.6 | 1.2 |
| December - Décembre | 2.5 | 2.0 | 3.8 | 3.0 | 1.8 | 2.5 | 2.9 | 2.6 | 2.5 | 0.7 | 2.3 | 0.9 |
| 1997 | | | | | | | | | | | | |
| January - Janvier | 2.7 | 2.0 | 3.1 | 2.7 | 2.0 | 2.5 | 2.9 | 2.3 | 3.0 | 0.7 | 1.8 | 1.0 |
| February - Février | 2.7 | 1.6 | 3.1 | 2.4 | 2.0 | 2.4 | 3.2 | 2.3 | 3.1 | 0.9 | 2.1 | 0.4 |
| March - Mars | 3.5 | 2.3 | 3.2 | 2.5 | 1.7 | 2.3 | 2.9 | 2.1 | 2.6 | 0.9 | 2.9 | 0.2 |
| April - Avril | | | | | | | | | | | | |
| May - Mai | | | | | | | | | | | | |
| June - Juin | | | | | | | | | | | | |
| July - Juillet | | | | | | | | | | | | |
| August - Août | | | | | | | | | | | | |
| September - Septembre | | | | | | | | | | | | |
| October - Octobre | | | | | | | | | | | | |
| November - Novembre | | | | | | | | | | | | |
| December - Décembre | | | | | | | | | | | | |

TABLE - 8

The Consumer Price Indexes Major Components, Selected Sub-groups and Special Aggregates (Not Seasonally Adjusted), 1994-1997, Provinces, Whitehorse and Yellowknife, 1986=100

TABLEAU - 8

Indices des prix à la consommation, composantes principales, sous-groupes et agrégats spéciaux (non désaisonnalisés), 1994-1997, provinces, Whitehorse et Yellowknife, 1986=100

| | | Indexes - Indices | | | | | | | | | | | | Annual average Moyenne annuelle |
|--|------|-------------------|-------|-------|-------|-------|-------|---------|-------|-------|-------|-------|-------|------------------------------------|
| | | Jan. | Feb. | March | April | May | June | July | Aug. | Sept. | Oct. | Nov. | Dec. | |
| NEWFOUNDLAND - TERRE-NEUVE | | Jan. | Fév. | Mars | Avril | Mai | Juin | Juillet | Août | Sept. | Oct. | Nov. | Déc. | |
| ALL-ITEMS - ENSEMBLE | 1994 | 125.0 | 124.8 | 125.2 | 125.3 | 125.6 | 125.8 | 126.1 | 126.2 | 126.0 | 125.8 | 126.2 | 126.2 | 125.7 |
| | 1995 | 126.3 | 126.8 | 127.1 | 127.6 | 127.8 | 127.8 | 128.0 | 127.6 | 127.4 | 127.8 | 127.9 | 127.3 | 127.5 |
| | 1996 | 128.0 | 128.3 | 128.2 | 128.9 | 129.6 | 129.5 | 129.4 | 129.5 | 130.0 | 130.7 | 130.9 | 130.5 | 129.5 |
| | 1997 | 131.4 | 131.7 | 132.7 | | | | | | | | | | |
| FOOD - ALIMENTS | 1994 | 119.1 | 117.6 | 119.2 | 118.1 | 119.7 | 120.6 | 121.7 | 122.5 | 120.3 | 119.2 | 120.7 | 120.1 | 119.9 |
| | 1995 | 121.4 | 122.3 | 122.5 | 122.5 | 121.5 | 121.5 | 122.5 | 121.3 | 120.5 | 120.9 | 120.4 | 120.5 | 121.5 |
| | 1996 | 122.5 | 123.1 | 122.4 | 122.4 | 123.6 | 124.8 | 125.3 | 124.6 | 124.0 | 124.7 | 125.9 | 123.1 | 123.9 |
| | 1997 | 126.3 | 126.2 | 127.5 | | | | | | | | | | |
| P701001 Food purchased from stores - Aliments achetés au magasin | 1994 | 115.2 | 113.4 | 115.2 | 113.7 | 115.6 | 116.8 | 118.0 | 119.0 | 116.3 | 114.8 | 116.7 | 115.9 | 115.9 |
| | 1995 | 117.3 | 118.4 | 118.6 | 118.6 | 117.5 | 117.5 | 118.6 | 117.2 | 116.1 | 116.8 | 116.3 | 116.4 | 117.4 |
| | 1996 | 118.6 | 119.3 | 118.5 | 118.5 | 119.7 | 121.1 | 121.6 | 120.8 | 120.0 | 120.9 | 122.2 | 118.9 | 120.0 |
| | 1997 | 122.7 | 122.5 | 123.8 | | | | | | | | | | |
| P701002 Meat - Viande | 1994 | 123.5 | 117.7 | 124.0 | 118.3 | 121.6 | 119.3 | 117.8 | 121.8 | 121.3 | 119.3 | 121.3 | 120.2 | 120.5 |
| | 1995 | 119.8 | 120.1 | 119.8 | 121.3 | 118.5 | 117.1 | 118.7 | 117.3 | 117.4 | 122.8 | 121.1 | 123.3 | 119.8 |
| | 1996 | 124.8 | 123.5 | 122.3 | 119.8 | 122.2 | 121.7 | 122.9 | 122.6 | 122.0 | 125.5 | 126.4 | 121.2 | 122.9 |
| | 1997 | 127.1 | 125.4 | 127.1 | | | | | | | | | | |
| P701003 Fresh or frozen meat (excluding poultry) - Viande fraîche ou congelée (sauf la volaille) | 1994 | 126.7 | 120.6 | 127.5 | 124.9 | 130.7 | 130.1 | 121.7 | 128.8 | 131.0 | 131.4 | 128.6 | 127.2 | 127.4 |
| | 1995 | 125.9 | 125.9 | 126.7 | 129.3 | 126.2 | 126.1 | 124.1 | 122.3 | 116.4 | 130.9 | 126.7 | 130.9 | 126.0 |
| | 1996 | 131.2 | 129.6 | 126.9 | 120.6 | 125.2 | 122.4 | 123.5 | 120.8 | 116.9 | 128.9 | 126.3 | 120.3 | 124.4 |
| | 1997 | 127.7 | 125.3 | 125.9 | | | | | | | | | | |
| P701004 Fresh or frozen poultry meat - Volaille fraîche ou congelée | 1994 | 115.1 | 103.9 | 116.6 | 98.8 | 99.9 | 88.9 | 100.0 | 102.8 | 96.6 | 85.5 | 104.2 | 103.6 | 101.3 |
| | 1995 | 101.8 | 101.6 | 105.5 | 102.6 | 100.9 | 99.3 | 104.6 | 103.9 | 107.4 | 102.3 | 97.1 | 102.5 | 102.5 |
| | 1996 | 106.1 | 104.3 | 100.0 | 101.8 | 103.9 | 107.2 | 107.7 | 107.7 | 111.3 | 105.8 | 111.2 | 102.6 | 105.8 |
| | 1997 | 113.8 | 111.5 | 116.6 | | | | | | | | | | |
| P701007 Processed meat - Viande traitée | 1994 | 124.8 | 122.6 | 124.4 | 121.5 | 122.5 | 123.0 | 124.0 | 124.0 | 123.0 | 122.8 | 121.9 | 121.1 | 123.0 |
| | 1995 | 122.8 | 123.9 | 119.2 | 122.3 | 119.4 | 116.6 | 119.9 | 118.2 | 123.5 | 125.1 | 129.0 | 126.3 | 122.2 |
| | 1996 | 127.8 | 127.2 | 130.1 | 129.3 | 129.2 | 128.8 | 130.5 | 133.0 | 133.5 | 132.9 | 134.9 | 133.0 | 130.9 |
| | 1997 | 133.5 | 132.8 | 133.6 | | | | | | | | | | |
| P701009 Fish and other seafood - Poisson et autres produits de la mer | 1994 | 126.6 | 128.5 | 128.0 | 127.9 | 130.3 | 132.0 | 131.8 | 132.1 | 132.5 | 129.2 | 128.5 | 130.7 | 129.8 |
| | 1995 | 133.2 | 132.2 | 133.0 | 134.8 | 132.3 | 133.2 | 136.9 | 137.2 | 136.7 | 137.2 | 136.7 | 136.7 | 135.0 |
| | 1996 | 136.7 | 137.7 | 137.1 | 135.9 | 134.4 | 132.9 | 134.0 | 133.5 | 137.0 | 138.1 | 137.3 | 135.8 | 135.9 |
| | 1997 | 136.6 | 135.9 | 136.3 | | | | | | | | | | |
| P701010 Dairy products - Produits laitiers | 1994 | 124.2 | 124.3 | 123.6 | 121.8 | 123.1 | 124.9 | 125.7 | 125.1 | 126.5 | 125.2 | 127.0 | 126.3 | 124.8 |
| | 1995 | 127.1 | 127.8 | 127.3 | 128.4 | 127.7 | 128.0 | 128.3 | 128.5 | 128.3 | 128.7 | 128.2 | 127.6 | 128.0 |
| | 1996 | 129.3 | 129.7 | 130.3 | 129.3 | 131.4 | 130.8 | 131.9 | 130.9 | 131.9 | 131.5 | 132.8 | 131.8 | 131.0 |
| | 1997 | 133.1 | 131.8 | 131.9 | | | | | | | | | | |
| P701013 Eggs - Oeufs | 1994 | 110.3 | 105.8 | 109.9 | 111.2 | 111.8 | 116.0 | 112.8 | 117.2 | 115.2 | 117.1 | 117.1 | 113.9 | 113.2 |
| | 1995 | 120.2 | 119.1 | 119.8 | 113.6 | 118.4 | 118.5 | 118.5 | 118.4 | 116.0 | 116.1 | 110.0 | 109.7 | 116.5 |
| | 1996 | 115.9 | 108.6 | 116.2 | 113.9 | 118.2 | 119.0 | 119.0 | 119.0 | 119.0 | 120.4 | 118.6 | 121.1 | 117.4 |
| | 1997 | 121.9 | 116.3 | 119.4 | | | | | | | | | | |
| P701017 Bakery and other cereal products - Produits de boulangerie et autres produits céréaliers | 1994 | 120.1 | 120.1 | 117.1 | 118.6 | 118.7 | 121.1 | 123.1 | 122.0 | 123.0 | 124.5 | 125.0 | 122.7 | 121.3 |
| | 1995 | 121.6 | 124.0 | 122.6 | 122.5 | 120.3 | 123.3 | 122.0 | 125.0 | 123.4 | 121.2 | 124.3 | 125.3 | 123.0 |
| | 1996 | 125.1 | 128.2 | 124.5 | 124.0 | 123.6 | 129.6 | 128.3 | 129.0 | 129.8 | 130.0 | 131.4 | 131.1 | 127.9 |
| | 1997 | 135.8 | 134.3 | 133.8 | | | | | | | | | | |
| P701018 Bakery products - Produits de boulangerie | 1994 | 119.0 | 119.7 | 114.4 | 116.0 | 116.1 | 118.2 | 119.6 | 119.2 | 120.7 | 123.2 | 123.2 | 121.4 | 119.2 |
| | 1995 | 118.6 | 122.8 | 121.5 | 121.0 | 117.8 | 120.4 | 118.6 | 123.1 | 121.4 | 118.5 | 123.6 | 124.2 | 121.0 |
| | 1996 | 125.6 | 129.3 | 125.0 | 125.5 | 123.0 | 131.3 | 127.9 | 130.5 | 130.7 | 132.9 | 132.7 | 131.2 | 128.8 |
| | 1997 | 137.7 | 135.4 | 135.2 | | | | | | | | | | |
| P701019 Other cereal grains and cereal products - Autres grains céréaliers et produits céréaliers | 1994 | 122.1 | 120.7 | 121.7 | 123.2 | 123.3 | 126.2 | 129.5 | 126.9 | 127.0 | 126.7 | 128.1 | 124.8 | 125.0 |
| | 1995 | 126.8 | 125.9 | 124.4 | 125.0 | 124.7 | 128.2 | 128.0 | 128.1 | 126.9 | 125.8 | 125.4 | 127.0 | 126.4 |
| | 1996 | 123.9 | 126.0 | 123.4 | 121.0 | 124.3 | 126.3 | 128.7 | 126.2 | 128.1 | 124.6 | 129.0 | 130.8 | 126.0 |
| | 1997 | 132.1 | 132.0 | 131.2 | | | | | | | | | | |
| P701020 Fresh fruit - Fruits frais | 1994 | 100.4 | 101.3 | 101.5 | 107.7 | 106.4 | 113.1 | 115.1 | 122.4 | 106.8 | 106.5 | 107.0 | 100.6 | 107.4 |
| | 1995 | 105.2 | 110.1 | 113.9 | 104.8 | 107.2 | 103.8 | 102.9 | 111.8 | 112.6 | 106.7 | 108.7 | 106.5 | 107.9 |
| | 1996 | 107.0 | 108.3 | 112.4 | 108.2 | 113.6 | 116.8 | 120.3 | 110.6 | 113.3 | 120.6 | 120.5 | 106.3 | 113.2 |
| | 1997 | 115.2 | 107.0 | 116.7 | | | | | | | | | | |
| P701022 | | | | | | | | | | | | | | |

TABLE - 8 (Continued)

The Consumer Price Indexes Major Components, Selected Sub-groups and Special Aggregates (Not Seasonally Adjusted), 1994-1997, Provinces, Whitehorse and Yellowknife, 1986=100

TABLEAU - 8 (Suite)

Indices des prix à la consommation, composantes principales, sous-groupes et agrégats spéciaux (non désaisonnalisés), 1994-1997, Provinces, Whitehorse et Yellowknife, 1986=100

| | | Indexes - Indices | | | | | | | | | | | | Annual average |
|--|---------|-------------------|-------|-------|-------|-------|-------|---------|-------|-------|-------|-------|-------|------------------|
| | | Jan. | Feb. | March | April | May | June | July | Aug. | Sept. | Oct. | Nov. | Dec. | |
| NEWFOUNDLAND - TERRE-NEUVE | | Jan. | Fév. | Mars | Avril | Mai | Juin | Juillet | Août | Sept. | Oct. | Nov. | Déc. | Moyenne annuelle |
| Fresh vegetables - Légumes frais | 1994 | 113.8 | 104.4 | 108.9 | 115.3 | 119.6 | 127.5 | 145.9 | 138.3 | 107.0 | 99.7 | 107.8 | 114.7 | 116.9 |
| | 1995 | 121.6 | 127.2 | 126.5 | 130.6 | 120.5 | 125.2 | 130.5 | 104.7 | 86.7 | 90.9 | 84.2 | 94.0 | 111.9 |
| | 1996 | 97.8 | 98.1 | 98.6 | 115.6 | 105.3 | 105.7 | 107.7 | 103.6 | 87.5 | 87.9 | 98.8 | 95.2 | 100.2 |
| | P701025 | 1997 | 98.8 | 105.7 | 106.4 | | | | | | | | | |
| Non-alcoholic beverages - Boissons non alcoolisées | 1994 | 80.4 | 81.7 | 80.8 | 76.7 | 83.8 | 82.7 | 83.2 | 81.2 | 77.2 | 71.7 | 72.9 | 74.9 | 78.9 |
| | 1995 | 78.3 | 76.9 | 81.4 | 80.7 | 81.6 | 82.8 | 82.5 | 80.0 | 83.0 | 78.1 | 77.4 | 72.8 | 79.6 |
| | 1996 | 81.5 | 84.6 | 84.2 | 77.5 | 84.6 | 88.5 | 85.5 | 88.5 | 87.3 | 84.6 | 84.1 | 77.4 | 84.0 |
| | P701031 | 1997 | 82.8 | 89.0 | 90.5 | | | | | | | | | |
| Food purchased from restaurants - Aliments achetés au restaurant | 1994 | 135.8 | 136.0 | 136.7 | 137.1 | 137.2 | 137.2 | 137.4 | 137.4 | 137.4 | 138.1 | 138.1 | 138.1 | 137.2 |
| | 1995 | 138.6 | 138.5 | 138.5 | 138.5 | 138.4 | 138.4 | 138.7 | 138.8 | 139.4 | 138.1 | 137.6 | 137.7 | 138.4 |
| | 1996 | 138.7 | 138.7 | 138.5 | 138.5 | 139.6 | 139.5 | 139.9 | 140.0 | 140.6 | 140.4 | 140.6 | 140.6 | 139.6 |
| | P701032 | 1997 | 140.4 | 140.7 | 141.8 | | | | | | | | | |
| SHELTER - LOGEMENT | 1994 | 119.3 | 119.2 | 119.3 | 118.7 | 119.2 | 119.3 | 119.3 | 119.4 | 119.3 | 119.4 | 119.3 | 119.6 | 119.3 |
| | 1995 | 119.9 | 120.0 | 120.2 | 120.5 | 120.9 | 120.9 | 120.9 | 120.8 | 120.4 | 120.4 | 120.5 | 120.5 | 120.5 |
| | 1996 | 121.1 | 121.1 | 121.0 | 121.1 | 121.2 | 121.1 | 121.3 | 121.2 | 121.3 | 122.0 | 122.5 | 122.7 | 121.5 |
| | P701033 | 1997 | 123.3 | 123.3 | 123.3 | | | | | | | | | |
| Rented accommodation - Logement en location | 1994 | 116.0 | 116.2 | 116.3 | 116.3 | 116.5 | 116.6 | 116.6 | 116.7 | 116.5 | 116.6 | 116.8 | 116.8 | 116.5 |
| | 1995 | 117.0 | 117.1 | 117.2 | 117.3 | 117.5 | 117.5 | 117.6 | 117.6 | 118.0 | 117.9 | 117.9 | 118.0 | 117.6 |
| | 1996 | 118.0 | 118.0 | 118.1 | 118.2 | 118.3 | 118.4 | 118.5 | 118.5 | 118.6 | 118.6 | 118.8 | 118.8 | 118.4 |
| | P701034 | 1997 | 118.9 | 118.9 | 119.0 | | | | | | | | | |
| Rent - Loyer | 1994 | 116.5 | 116.8 | 116.8 | 116.8 | 116.9 | 117.0 | 117.0 | 117.1 | 117.2 | 117.4 | 117.6 | 117.6 | 117.1 |
| | 1995 | 117.9 | 117.9 | 118.0 | 118.1 | 118.1 | 118.2 | 118.2 | 118.2 | 118.6 | 118.6 | 118.7 | 118.7 | 118.3 |
| | 1996 | 118.7 | 118.7 | 118.9 | 118.9 | 118.9 | 119.0 | 119.1 | 119.1 | 119.3 | 119.4 | 119.6 | 119.6 | 119.1 |
| | P701035 | 1997 | 119.7 | 119.7 | 119.9 | | | | | | | | | |
| Owned accommodation - Logement en propriété | 1994 | 124.0 | 123.8 | 123.8 | 122.5 | 123.5 | 123.7 | 123.4 | 123.7 | 123.5 | 123.7 | 123.3 | 124.1 | 123.6 |
| | 1995 | 124.5 | 124.8 | 125.3 | 125.8 | 126.5 | 126.4 | 126.8 | 126.8 | 126.0 | 126.2 | 126.2 | 126.2 | 126.0 |
| | 1996 | 126.2 | 126.1 | 125.7 | 125.8 | 126.0 | 125.7 | 125.6 | 125.4 | 125.4 | 125.3 | 124.9 | 124.6 | 125.6 |
| | P701036 | 1997 | 124.3 | 124.2 | 124.1 | | | | | | | | | |
| Replacement cost - Coût de remplacement | 1994 | 134.0 | 134.0 | 134.0 | 133.5 | 135.0 | 135.7 | 134.5 | 134.1 | 134.7 | 134.7 | 134.7 | 135.0 | 134.5 |
| | 1995 | 135.0 | 135.0 | 135.8 | 135.8 | 135.2 | 135.4 | 135.4 | 135.4 | 133.4 | 133.5 | 133.5 | 133.8 | 134.8 |
| | 1996 | 133.8 | 133.8 | 133.4 | 132.9 | 132.9 | 132.3 | 132.3 | 132.3 | 132.4 | 132.4 | 132.1 | 131.9 | 132.7 |
| | P701037 | 1997 | 131.9 | 132.0 | 131.9 | | | | | | | | | |
| Homeowners' insurance premiums - Primes d'assurance de propriétaire | 1994 | 144.1 | 144.1 | 144.1 | 143.6 | 145.2 | 145.2 | 146.0 | 144.6 | 144.2 | 144.9 | 144.9 | 144.9 | 144.7 |
| | 1995 | 147.8 | 147.8 | 147.8 | 148.7 | 148.7 | 148.0 | 148.3 | 148.3 | 146.1 | 146.2 | 146.2 | 146.5 | 147.5 |
| | 1996 | 146.5 | 146.5 | 146.1 | 145.5 | 145.5 | 144.9 | 144.9 | 144.9 | 145.0 | 145.0 | 144.6 | 144.4 | 145.3 |
| | P701039 | 1997 | 144.4 | 144.5 | 144.4 | | | | | | | | | |
| Homeowners' maintenance and repairs - Entretien et réparations par le propriétaire | 1994 | 108.9 | 110.3 | 113.8 | 106.8 | 110.4 | 110.4 | 108.9 | 110.4 | 106.1 | 105.1 | 101.3 | 104.9 | 108.1 |
| | 1995 | 104.9 | 104.8 | 104.8 | 106.4 | 110.5 | 109.6 | 111.9 | 111.9 | 111.2 | 109.6 | 109.6 | 108.8 | 108.7 |
| | 1996 | 109.4 | 109.4 | 108.7 | 109.9 | 111.6 | 111.7 | 111.7 | 111.7 | 111.5 | 108.4 | 108.0 | 108.0 | 110.0 |
| | P701040 | 1997 | 108.0 | 108.0 | 108.1 | | | | | | | | | |
| Water, fuel and electricity - Eau, combustible et électricité | 1994 | 114.4 | 114.3 | 114.3 | 114.3 | 114.3 | 114.3 | 114.7 | 114.7 | 114.7 | 114.7 | 114.7 | 114.7 | 114.5 |
| | 1995 | 114.7 | 114.7 | 114.7 | 114.7 | 114.7 | 114.7 | 114.1 | 114.1 | 113.8 | 113.5 | 113.8 | 113.8 | 114.3 |
| | 1996 | 115.4 | 115.7 | 115.8 | 116.0 | 115.9 | 115.9 | 116.6 | 116.6 | 117.0 | 119.0 | 121.0 | 121.9 | 117.2 |
| | P701041 | 1997 | 124.1 | 124.3 | 124.3 | | | | | | | | | |
| Electricity - Électricité | 1994 | 120.3 | 120.3 | 120.3 | 120.3 | 120.3 | 120.3 | 121.0 | 121.0 | 121.0 | 121.0 | 121.0 | 121.0 | 120.7 |
| | 1995 | 121.0 | 121.0 | 121.0 | 121.0 | 121.0 | 121.0 | 120.1 | 120.1 | 120.1 | 120.1 | 120.1 | 120.1 | 120.6 |
| | 1996 | 120.1 | 120.1 | 120.1 | 120.1 | 120.1 | 120.1 | 121.2 | 121.2 | 121.2 | 121.2 | 121.2 | 121.2 | 120.7 |
| | P701042 | 1997 | 123.1 | 123.1 | 123.1 | | | | | | | | | |
| Piped gas - Gaz | 1994 | ... | ... | ... | ... | ... | ... | ... | ... | ... | ... | ... | ... | ... |
| | 1995 | ... | ... | ... | ... | ... | ... | ... | ... | ... | ... | ... | ... | ... |
| | 1996 | ... | ... | ... | ... | ... | ... | ... | ... | ... | ... | ... | ... | ... |
| | P701043 | 1997 | ... | ... | ... | | | | | | | | | |
| Fuel oil and other fuel - Mazout et autres combustibles | 1994 | 103.0 | 103.0 | 103.0 | 103.0 | 103.0 | 103.0 | 103.0 | 103.0 | 103.0 | 103.0 | 103.0 | 103.0 | 103.0 |
| | 1995 | 103.0 | 103.0 | 103.0 | 103.0 | 103.0 | 103.0 | 103.0 | 103.0 | 102.0 | 101.0 | 102.0 | 102.0 | 102.6 |
| | 1996 | 106.9 | 107.7 | 107.9 | 107.9 | 107.7 | 107.7 | 107.7 | 107.7 | 108.9 | 115.1 | 121.5 | 124.1 | 110.9 |
| | P701045 | 1997 | 125.4 | 126.0 | 126.0 | | | | | | | | | |

TABLE - 8 (Continued)

**The Consumer Price Indexes Major Components,
Selected Sub-groups and Special Aggregates
(Not Seasonally Adjusted), 1994-1997, Provinces,
Whitehorse and Yellowknife, 1986=100**

TABLEAU - 8 (Suite)

**Indices des prix à la consommation, composantes
principales, sous-groupes et agrégats spéciaux
(non désaisonnalisés), 1994-1997, provinces,
Whitehorse et Yellowknife, 1986=100**

| | | Indexes - Indices | | | | | | | | | | | | Annual average |
|--|------|-------------------|-------|-------|-------|-------|-------|---------|-------|-------|-------|-------|-------|------------------|
| | | Jan. | Feb. | March | April | May | June | July | Aug. | Sept. | Oct. | Nov. | Dec. | |
| NEWFOUNDLAND - TERRE-NEUVE | | Jan. | Fév. | Mars | Avril | Mai | Juin | Juillet | Août | Sept. | Oct. | Nov. | Déc. | Moyenne annuelle |
| HOUSEHOLD OPERATIONS AND FURNISHINGS - DÉPENSES ET ÉQUIPEMENT DU MÉNAGE P701046 | 1994 | 113.2 | 113.7 | 113.1 | 113.9 | 113.1 | 113.3 | 113.3 | 113.1 | 114.4 | 113.3 | 114.4 | 113.7 | 113.5 |
| | 1995 | 113.8 | 112.8 | 112.9 | 114.9 | 114.8 | 114.5 | 115.1 | 114.6 | 114.9 | 116.0 | 116.1 | 115.3 | 114.6 |
| | 1996 | 115.9 | 115.7 | 116.2 | 118.1 | 118.0 | 117.8 | 118.2 | 118.1 | 117.7 | 118.5 | 117.8 | 117.4 | 117.5 |
| | 1997 | 118.5 | 119.5 | 120.5 | | | | | | | | | | |
| Household operations - Dépenses du ménage P701047 | 1994 | 111.9 | 113.0 | 111.8 | 112.4 | 111.0 | 111.2 | 111.0 | 111.5 | 112.3 | 112.0 | 112.6 | 111.8 | 111.9 |
| | 1995 | 111.6 | 112.5 | 112.1 | 113.9 | 113.8 | 114.0 | 114.4 | 114.0 | 114.8 | 115.9 | 115.9 | 115.8 | 114.1 |
| | 1996 | 116.9 | 116.4 | 117.0 | 117.6 | 117.0 | 117.9 | 118.3 | 118.2 | 118.2 | 119.4 | 119.4 | 119.3 | 118.0 |
| | 1997 | 121.4 | 122.1 | 121.6 | | | | | | | | | | |
| Telephone services - Services téléphoniques P701049 | 1994 | 89.7 | 89.7 | 88.8 | 88.8 | 88.8 | 88.8 | 88.8 | 88.8 | 90.8 | 90.8 | 90.8 | 90.8 | 89.6 |
| | 1995 | 90.8 | 90.8 | 90.8 | 91.6 | 91.6 | 91.6 | 91.6 | 91.6 | 91.6 | 91.3 | 91.3 | 91.3 | 91.3 |
| | 1996 | 95.4 | 95.4 | 95.4 | 95.4 | 95.4 | 95.4 | 95.4 | 95.4 | 95.4 | 97.4 | 97.4 | 97.4 | 95.9 |
| | 1997 | 101.7 | 101.7 | 101.7 | | | | | | | | | | |
| Household furnishings - Équipement du ménage P701054 | 1994 | 114.7 | 114.5 | 114.7 | 115.6 | 115.6 | 115.9 | 116.0 | 115.1 | 117.0 | 114.7 | 116.5 | 116.0 | 115.5 |
| | 1995 | 116.6 | 112.9 | 113.7 | 116.0 | 115.9 | 115.0 | 115.7 | 115.0 | 114.6 | 115.9 | 116.1 | 114.4 | 115.2 |
| | 1996 | 114.2 | 114.4 | 114.8 | 118.4 | 119.0 | 117.4 | 117.6 | 117.6 | 116.7 | 116.9 | 115.4 | 114.4 | 116.4 |
| | 1997 | 114.2 | 115.7 | 118.6 | | | | | | | | | | |
| CLOTHING AND FOOTWEAR - HABILLEMENT ET CHAUSSURES P701061 | 1994 | 133.2 | 136.4 | 135.6 | 135.1 | 133.6 | 133.8 | 133.9 | 133.9 | 133.3 | 133.1 | 129.9 | 130.7 | 133.5 |
| | 1995 | 129.7 | 132.7 | 131.6 | 133.2 | 131.9 | 132.1 | 129.3 | 129.2 | 130.1 | 133.3 | 132.3 | 127.3 | 131.1 |
| | 1996 | 129.0 | 130.8 | 130.8 | 130.2 | 132.0 | 128.9 | 129.7 | 129.5 | 131.2 | 133.3 | 128.8 | 129.1 | 130.3 |
| | 1997 | 130.8 | 133.0 | 138.0 | | | | | | | | | | |
| Clothing - Habillement P701062 | 1994 | 134.5 | 138.3 | 137.1 | 136.9 | 134.9 | 134.8 | 135.3 | 134.9 | 134.9 | 133.8 | 130.5 | 131.0 | 134.7 |
| | 1995 | 130.0 | 133.5 | 132.1 | 134.9 | 133.4 | 133.3 | 130.5 | 129.5 | 130.7 | 134.8 | 133.5 | 127.6 | 132.0 |
| | 1996 | 131.7 | 132.0 | 132.0 | 130.7 | 133.1 | 129.8 | 131.6 | 131.2 | 131.9 | 136.2 | 130.7 | 130.1 | 131.8 |
| | 1997 | 133.5 | 135.2 | 140.7 | | | | | | | | | | |
| Women's clothing - Vêtements pour femmes P701063 | 1994 | 138.2 | 144.2 | 143.1 | 140.7 | 137.7 | 139.2 | 139.1 | 139.2 | 139.2 | 138.5 | 134.1 | 134.8 | 139.0 |
| | 1995 | 132.4 | 140.2 | 136.0 | 137.8 | 135.6 | 136.2 | 133.4 | 134.2 | 134.5 | 138.5 | 137.5 | 130.5 | 135.6 |
| | 1996 | 137.0 | 138.7 | 138.3 | 134.9 | 139.3 | 137.6 | 136.3 | 138.1 | 141.1 | 143.1 | 134.6 | 132.9 | 137.7 |
| | 1997 | 142.0 | 142.6 | 148.6 | | | | | | | | | | |
| Men's clothing - Vêtements pour hommes P701064 | 1994 | 127.1 | 127.8 | 126.4 | 128.3 | 128.8 | 126.3 | 127.9 | 126.3 | 127.5 | 127.5 | 125.0 | 124.5 | 127.0 |
| | 1995 | 125.6 | 125.3 | 126.7 | 128.9 | 128.0 | 127.7 | 126.0 | 123.1 | 125.9 | 129.3 | 129.9 | 121.2 | 126.5 |
| | 1996 | 124.2 | 122.7 | 123.8 | 124.7 | 124.4 | 118.7 | 124.1 | 122.9 | 123.4 | 127.5 | 124.3 | 125.4 | 123.8 |
| | 1997 | 123.6 | 126.4 | 132.2 | | | | | | | | | | |
| Footwear - Chaussures P701066 | 1994 | 130.5 | 130.7 | 131.2 | 129.9 | 129.5 | 130.1 | 130.0 | 130.8 | 127.2 | 131.1 | 129.7 | 132.3 | 130.3 |
| | 1995 | 130.6 | 130.8 | 129.3 | 125.2 | 125.7 | 126.6 | 123.0 | 128.9 | 127.7 | 126.9 | 126.7 | 126.0 | 127.3 |
| | 1996 | 114.9 | 125.7 | 124.5 | 126.4 | 126.2 | 121.9 | 120.1 | 117.4 | 126.4 | 119.8 | 116.5 | 124.9 | 122.1 |
| | 1997 | 120.8 | 119.4 | 126.5 | | | | | | | | | | |
| TRANSPORTATION - TRANSPORTS P701069 | 1994 | 123.3 | 123.9 | 125.8 | 127.8 | 128.7 | 129.0 | 129.8 | 129.8 | 129.7 | 130.4 | 131.9 | 132.4 | 128.5 |
| | 1995 | 132.1 | 132.5 | 133.8 | 133.6 | 135.5 | 135.7 | 136.4 | 135.5 | 134.7 | 134.4 | 136.1 | 136.7 | 134.8 |
| | 1996 | 136.5 | 136.3 | 136.6 | 138.9 | 140.0 | 139.7 | 136.8 | 137.8 | 139.0 | 139.3 | 141.8 | 143.4 | 138.8 |
| | 1997 | 142.9 | 142.1 | 143.0 | | | | | | | | | | |
| Private transportation - Transport privé P701070 | 1994 | 122.3 | 122.7 | 124.9 | 127.0 | 128.3 | 128.4 | 128.4 | 128.4 | 128.6 | 129.6 | 131.3 | 131.2 | 127.6 |
| | 1995 | 131.7 | 132.1 | 133.4 | 133.3 | 135.2 | 135.3 | 135.4 | 134.6 | 134.2 | 134.0 | 135.9 | 135.8 | 134.2 |
| | 1996 | 136.2 | 135.9 | 135.5 | 137.9 | 139.1 | 139.1 | 135.4 | 136.4 | 138.1 | 138.5 | 140.9 | 141.4 | 137.9 |
| | 1997 | 141.1 | 141.2 | 141.2 | | | | | | | | | | |
| Purchase of automotive vehicles - Achat de véhicules automobiles P701072 | 1994 | 131.5 | 132.0 | 131.8 | 131.9 | 131.9 | 131.9 | 132.0 | 132.0 | 132.0 | 132.0 | 135.8 | 135.8 | 132.6 |
| | 1995 | 138.0 | 138.1 | 138.1 | 137.5 | 137.5 | 137.5 | 137.6 | 137.6 | 137.6 | 137.6 | 143.9 | 143.9 | 138.7 |
| | 1996 | 144.9 | 144.9 | 144.4 | 144.8 | 144.8 | 144.8 | 144.3 | 144.3 | 144.3 | 144.3 | 149.8 | 149.8 | 145.5 |
| | 1997 | 148.9 | 148.9 | 148.9 | | | | | | | | | | |
| Operation of automotive vehicles - Utilisation de véhicules automobiles P701073 | 1994 | 115.5 | 115.8 | 120.1 | 124.0 | 126.5 | 126.6 | 126.5 | 126.5 | 126.6 | 128.5 | 128.4 | 128.4 | 124.5 |
| | 1995 | 127.6 | 128.3 | 130.8 | 131.2 | 134.5 | 134.5 | 134.6 | 133.2 | 132.1 | 131.8 | 130.4 | 130.4 | 131.6 |
| | 1996 | 130.4 | 129.9 | 129.6 | 133.6 | 135.7 | 135.7 | 129.3 | 131.1 | 133.6 | 134.2 | 134.6 | 136.0 | 132.8 |
| | 1997 | 136.0 | 136.3 | 136.2 | | | | | | | | | | |
| Gasoline - Essence P701074 | 1994 | 98.2 | 98.8 | 102.6 | 104.0 | 108.6 | 108.9 | 108.9 | 108.9 | 109.1 | 112.6 | 112.6 | 112.6 | 107.2 |
| | 1995 | 111.0 | 110.8 | 113.0 | 113.1 | 119.8 | 119.8 | 120.3 | 117.4 | 115.1 | 114.6 | 112.0 | 112.0 | 114.9 |
| | 1996 | 112.0 | 111.0 | 110.2 | 114.5 | 118.7 | 118.5 | 105.5 | 109.1 | 114.0 | 115.4 | 115.3 | 118.1 | 113.5 |
| | 1997 | 118.1 | 118.7 | 118.6 | | | | | | | | | | |

TABLE - 8 (Continued)

The Consumer Price Indexes Major Components, Selected Sub-groups and Special Aggregates (Not Seasonally Adjusted), 1994-1997, Provinces, Whitehorse and Yellowknife, 1986=100

TABLEAU - 8 (Suite)

Indices des prix à la consommation, composantes principales, sous-groupes et agrégats spéciaux (non désaisonnalisés), 1994-1997, Provinces, Whitehorse et Yellowknife, 1986=100

| | | Indexes - Indices | | | | | | | | | | | | Annual average Moyenne annuelle |
|---|------|-------------------|-------|-------|-------|-------|-------|---------|-------|-------|-------|-------|-------|------------------------------------|
| | | Jan. | Feb. | March | April | May | June | July | Aug. | Sept. | Oct. | Nov. | Dec. | |
| NEWFOUNDLAND - TERRE-NEUVE | | Jan. | Fév. | Mars | Avril | Mai | Juin | Juillet | Août | Sept. | Oct. | Nov. | Déc. | |
| Automotive vehicle parts, maintenance and repairs - Pièces, entretien et réparation de véhicules automobiles P701075 | 1994 | 119.0 | 119.2 | 119.2 | 120.5 | 120.5 | 120.5 | 119.6 | 119.6 | 119.6 | 119.8 | 119.3 | 119.1 | 119.7 |
| | 1995 | 119.1 | 119.3 | 119.3 | 120.7 | 120.7 | 120.7 | 120.2 | 120.2 | 120.2 | 120.2 | 119.7 | 119.7 | 120.0 |
| | 1996 | 119.7 | 119.8 | 119.8 | 120.6 | 120.6 | 120.6 | 121.3 | 121.3 | 121.3 | 121.3 | 122.9 | 122.9 | 121.0 |
| | 1997 | 122.9 | 122.9 | 122.9 | | | | | | | | | | |
| Other automotive vehicle operating expenses - Autres dépenses d'utilisation des véhicules automobiles P701076 | 1994 | 149.8 | 149.8 | 158.2 | 169.2 | 169.2 | 169.2 | 169.2 | 169.2 | 169.2 | 169.4 | 169.4 | 169.4 | 165.1 |
| | 1995 | 169.4 | 172.2 | 177.4 | 177.4 | 177.4 | 177.4 | 177.4 | 177.4 | 177.4 | 177.4 | 177.4 | 177.4 | 176.3 |
| | 1996 | 177.4 | 177.4 | 177.4 | 183.8 | 183.8 | 184.1 | 184.1 | 184.1 | 184.1 | 184.1 | 184.1 | 184.1 | 182.4 |
| | 1997 | 184.1 | 184.1 | 184.2 | | | | | | | | | | |
| Automotive vehicle insurance premiums - Primes d'assurance de véhicules automobiles P701077 | 1994 | 149.2 | 149.2 | 159.2 | 159.2 | 159.2 | 159.2 | 159.2 | 159.2 | 159.2 | 159.2 | 159.2 | 159.2 | 157.5 |
| | 1995 | 159.2 | 162.5 | 168.6 | 168.6 | 168.6 | 168.6 | 168.6 | 168.6 | 168.6 | 168.6 | 168.6 | 168.6 | 167.3 |
| | 1996 | 168.6 | 168.6 | 168.6 | 176.1 | 176.1 | 176.1 | 176.1 | 176.1 | 176.1 | 176.1 | 176.1 | 176.1 | 174.2 |
| | 1997 | 176.1 | 176.1 | 176.2 | | | | | | | | | | |
| Public transportation -- Transport public P701079 | 1994 | 135.8 | 139.1 | 137.7 | 139.4 | 136.6 | 138.2 | 147.2 | 146.9 | 143.7 | 142.0 | 141.7 | 148.0 | 141.4 |
| | 1995 | 139.0 | 139.4 | 140.1 | 138.9 | 140.3 | 141.6 | 149.1 | 147.2 | 143.4 | 141.4 | 140.8 | 148.9 | 142.5 |
| | 1996 | 141.6 | 142.2 | 151.2 | 152.0 | 151.9 | 148.3 | 154.8 | 156.0 | 152.1 | 150.8 | 154.5 | 167.4 | 151.9 |
| | 1997 | 165.7 | 154.8 | 164.9 | | | | | | | | | | |
| Local and commuter transportation -- Transport local et de banlieue P701080 | 1994 | 170.5 | 170.5 | 170.5 | 170.5 | 170.5 | 170.6 | 170.6 | 170.6 | 170.6 | 170.6 | 170.6 | 170.6 | 170.6 |
| | 1995 | 170.4 | 170.4 | 170.4 | 170.4 | 170.4 | 170.4 | 170.4 | 170.4 | 170.4 | 170.4 | 170.4 | 170.4 | 170.4 |
| | 1996 | 172.9 | 172.9 | 172.9 | 172.9 | 172.9 | 172.9 | 174.3 | 174.3 | 174.3 | 174.3 | 174.3 | 174.3 | 173.6 |
| | 1997 | 174.4 | 174.4 | 174.4 | | | | | | | | | | |
| HEALTH AND PERSONAL CARE -- SANTÉ ET SOINS PERSONNELS P701084 | 1994 | 129.6 | 129.9 | 128.7 | 128.5 | 129.4 | 128.7 | 127.1 | 125.8 | 126.3 | 126.3 | 127.0 | 126.3 | 127.8 |
| | 1995 | 126.5 | 126.4 | 126.6 | 126.2 | 126.2 | 126.0 | 125.1 | 125.2 | 124.9 | 124.8 | 124.0 | 123.8 | 125.5 |
| | 1996 | 123.6 | 123.3 | 123.7 | 124.1 | 124.2 | 124.2 | 125.2 | 125.9 | 125.8 | 126.2 | 124.7 | 124.3 | 124.6 |
| | 1997 | 123.9 | 124.9 | 125.5 | | | | | | | | | | |
| Health care -- Soins de santé P701085 | 1994 | 132.9 | 133.1 | 132.7 | 134.0 | 133.9 | 133.8 | 134.0 | 132.7 | 132.9 | 133.0 | 133.5 | 133.3 | 133.3 |
| | 1995 | 132.9 | 132.9 | 133.8 | 134.5 | 134.3 | 134.0 | 133.5 | 132.8 | 132.3 | 130.8 | 130.8 | 130.8 | 132.8 |
| | 1996 | 129.9 | 130.0 | 130.2 | 131.2 | 131.1 | 131.1 | 132.9 | 132.8 | 133.5 | 133.3 | 130.6 | 130.6 | 131.4 |
| | 1997 | 130.7 | 131.4 | 131.4 | | | | | | | | | | |
| Medicinal and pharmaceutical products -- Médicaments et produits pharmaceutiques P701087 | 1994 | 132.4 | 133.0 | 133.0 | 133.7 | 133.4 | 132.9 | 132.3 | 127.6 | 128.6 | 128.8 | 129.8 | 129.0 | 131.2 |
| | 1995 | 128.4 | 128.7 | 129.6 | 129.9 | 129.8 | 129.9 | 129.3 | 128.5 | 127.6 | 125.0 | 124.5 | 124.7 | 128.0 |
| | 1996 | 123.1 | 123.3 | 123.5 | 123.4 | 123.3 | 123.4 | 126.3 | 126.0 | 126.2 | 125.7 | 121.1 | 121.4 | 123.9 |
| | 1997 | 121.2 | 122.5 | 122.6 | | | | | | | | | | |
| Prescribed medicines -- Médicaments prescrits P701088 | 1994 | 127.4 | 128.0 | 128.0 | 128.0 | 128.1 | 128.1 | 128.0 | 122.6 | 122.5 | 122.5 | 122.5 | 122.5 | 125.7 |
| | 1995 | 122.4 | 122.4 | 122.8 | 123.0 | 123.0 | 123.0 | 123.0 | 122.0 | 121.7 | 118.5 | 118.5 | 118.3 | 121.6 |
| | 1996 | 117.4 | 117.1 | 116.9 | 116.8 | 116.8 | 116.8 | 119.9 | 119.6 | 119.5 | 119.5 | 114.6 | 114.6 | 117.5 |
| | 1997 | 114.6 | 115.2 | 115.2 | | | | | | | | | | |
| Non-prescribed medicines -- Médicaments non prescrits P701089 | 1994 | 144.3 | 144.9 | 145.0 | 147.5 | 146.2 | 144.5 | 142.4 | 139.5 | 143.2 | 144.0 | 147.3 | 144.7 | 144.5 |
| | 1995 | 140.9 | 143.4 | 146.9 | 147.8 | 146.9 | 147.6 | 143.7 | 144.2 | 139.8 | 141.3 | 137.6 | 140.6 | 143.4 |
| | 1996 | 134.9 | 138.1 | 140.3 | 140.5 | 139.9 | 140.7 | 142.0 | 141.6 | 143.2 | 139.8 | 138.6 | 140.6 | 140.0 |
| | 1997 | 139.3 | 144.3 | 144.5 | | | | | | | | | | |
| Personal care -- Soins personnels P701091 | 1994 | 127.8 | 128.1 | 126.5 | 125.6 | 126.9 | 125.9 | 123.3 | 122.0 | 122.8 | 122.7 | 123.5 | 122.5 | 124.8 |
| | 1995 | 123.0 | 122.9 | 122.6 | 121.6 | 121.7 | 121.7 | 120.5 | 121.0 | 120.8 | 121.5 | 120.3 | 120.1 | 121.5 |
| | 1996 | 120.3 | 119.7 | 120.1 | 120.2 | 120.4 | 120.5 | 121.0 | 122.2 | 121.5 | 122.4 | 121.5 | 120.9 | 120.9 |
| | 1997 | 120.2 | 121.4 | 122.3 | | | | | | | | | | |
| RECREATION, EDUCATION AND READING -- LOISIRS, FORMATION ET LECTURE P701094 | 1994 | 135.3 | 136.2 | 136.8 | 137.2 | 137.5 | 136.8 | 137.4 | 137.2 | 139.4 | 140.3 | 140.4 | 139.5 | 137.8 |
| | 1995 | 138.1 | 139.0 | 140.3 | 140.5 | 141.3 | 141.5 | 142.6 | 142.5 | 144.0 | 144.1 | 144.1 | 141.3 | 141.6 |
| | 1996 | 141.5 | 142.3 | 142.3 | 142.8 | 143.6 | 143.7 | 144.8 | 144.9 | 148.0 | 149.0 | 148.5 | 147.8 | 144.9 |
| | 1997 | 146.8 | 147.8 | 148.7 | | | | | | | | | | |
| Recreation -- Loisirs P701095 | 1994 | 122.8 | 123.8 | 125.1 | 125.7 | 125.9 | 125.0 | 125.6 | 125.6 | 125.6 | 127.2 | 127.2 | 125.3 | 125.4 |
| | 1995 | 123.5 | 124.7 | 126.8 | 127.0 | 127.9 | 127.6 | 128.9 | 128.7 | 128.4 | 128.3 | 128.3 | 125.3 | 127.1 |
| | 1996 | 125.6 | 126.6 | 126.9 | 127.5 | 128.6 | 127.8 | 129.2 | 129.3 | 128.5 | 129.7 | 129.1 | 128.0 | 128.1 |
| | 1997 | 126.8 | 128.1 | 128.3 | | | | | | | | | | |
| Education and reading -- Formation et lecture P701103 | 1994 | 165.4 | 165.5 | 164.7 | 165.0 | 165.0 | 165.4 | 165.4 | 165.4 | 172.0 | 171.8 | 171.8 | 173.2 | 167.6 |
| | 1995 | 173.3 | 173.3 | 171.5 | 171.7 | 171.7 | 174.2 | 174.2 | 174.2 | 182.3 | 183.1 | 183.1 | 180.8 | 176.1 |
| | 1996 | 180.8 | 180.8 | 179.9 | 179.9 | 179.9 | 182.8 | 182.8 | 182.8 | 199.1 | 199.4 | 199.4 | 200.0 | 187.3 |
| | 1997 | 200.0 | 200.0 | 202.9 | | | | | | | | | | |

TABLE - 8 (Continued)

The Consumer Price Indexes Major Components, Selected Sub-groups and Special Aggregates (Not Seasonally Adjusted), 1994-1997, Provinces, Whitehorse and Yellowknife, 1986=100

TABLEAU - 8 (Suite)

Indices des prix à la consommation, composantes principales, sous-groupes et agrégats spéciaux (non désaisonnalisés), 1994-1997, provinces, Whitehorse et Yellowknife, 1986=100

| | | Indexes - Indices | | | | | | | | | | | | Annual average |
|--|------|-------------------|-------|-------|-------|-------|-------|---------|-------|-------|-------|-------|-------|------------------|
| | | Jan. | Feb. | March | April | May | June | July | Aug. | Sept. | Oct. | Nov. | Dec. | |
| NEWFOUNDLAND - TERRE-NEUVE | | Jan. | Fév. | Mars | Avril | Mai | Juin | Juillet | Août | Sept. | Oct. | Nov. | Déc. | Moyenne annuelle |
| ALCOHOLIC BEVERAGES AND TOBACCO PRODUCTS - BOISSONS ALCOOLISÉES ET PRODUITS DU TABAC P701107 | 1994 | 153.8 | 147.9 | 147.7 | 148.2 | 147.0 | 146.7 | 146.3 | 146.6 | 146.6 | 146.1 | 146.1 | 147.0 | 147.5 |
| | 1995 | 146.6 | 146.4 | 146.6 | 148.0 | 148.1 | 148.2 | 148.0 | 148.4 | 148.4 | 148.4 | 148.0 | 148.0 | 147.8 |
| | 1996 | 148.1 | 147.9 | 148.0 | 148.4 | 148.5 | 148.5 | 148.4 | 148.4 | 148.6 | 148.6 | 148.4 | 148.3 | 148.3 |
| | 1997 | 148.6 | 149.1 | 149.2 | | | | | | | | | | |
| Alcoholic beverages - Boissons alcoolisées P701108 | 1994 | 130.2 | 130.2 | 130.2 | 130.9 | 130.7 | 130.7 | 130.7 | 130.7 | 130.7 | 130.7 | 130.7 | 130.6 | 130.6 |
| | 1995 | 130.7 | 130.3 | 130.7 | 132.8 | 133.0 | 133.1 | 132.9 | 133.3 | 133.3 | 133.3 | 133.0 | 132.9 | 132.4 |
| | 1996 | 133.2 | 133.2 | 133.2 | 133.9 | 133.9 | 133.9 | 133.8 | 133.8 | 134.1 | 134.1 | 133.7 | 133.6 | 133.7 |
| | 1997 | 134.0 | 134.6 | 134.6 | | | | | | | | | | |
| Alcoholic beverages purchased from stores - Boissons alcoolisées achetées au magasin P701110 | 1994 | 127.2 | 127.2 | 127.2 | 128.1 | 127.9 | 127.9 | 127.9 | 127.9 | 127.9 | 127.9 | 127.9 | 127.8 | 127.7 |
| | 1995 | 127.9 | 127.4 | 127.9 | 130.7 | 130.9 | 131.0 | 130.7 | 131.0 | 131.1 | 131.1 | 130.6 | 130.5 | 130.1 |
| | 1996 | 130.9 | 130.9 | 130.9 | 131.8 | 131.8 | 131.8 | 131.7 | 131.4 | 131.8 | 131.8 | 131.4 | 131.4 | 131.5 |
| | 1997 | 131.8 | 132.1 | 132.1 | | | | | | | | | | |
| Tobacco products and smokers' supplies - Produit du tabac et articles pour fumeurs P701114 | 1994 | 220.3 | 198.8 | 198.1 | 198.0 | 193.9 | 192.8 | 191.5 | 192.5 | 192.5 | 190.8 | 190.8 | 194.1 | 196.2 |
| | 1995 | 192.8 | 192.8 | 192.5 | 192.5 | 192.5 | 192.5 | 192.5 | 192.7 | 192.7 | 192.7 | 192.4 | 192.4 | 192.6 |
| | 1996 | 192.0 | 191.5 | 191.6 | 191.6 | 191.9 | 191.9 | 191.9 | 192.0 | 192.0 | 192.0 | 192.0 | 192.0 | 191.9 |
| | 1997 | 192.2 | 192.4 | 192.6 | | | | | | | | | | |
| SELECTED SPECIAL AGGREGATES - CERTAINS AGRÉGATS SPÉCIAUX | | | | | | | | | | | | | | |
| All-items excluding food - Ensemble sans les aliments P701126 | 1994 | 126.4 | 126.4 | 126.6 | 127.0 | 127.0 | 127.0 | 127.1 | 127.1 | 127.3 | 127.4 | 127.5 | 127.6 | 127.0 |
| | 1995 | 127.3 | 127.7 | 128.1 | 128.7 | 129.2 | 129.2 | 129.3 | 129.0 | 129.0 | 129.5 | 129.7 | 128.8 | 128.8 |
| | 1996 | 129.2 | 129.4 | 129.5 | 130.4 | 131.0 | 130.5 | 130.3 | 130.5 | 131.3 | 132.0 | 132.0 | 132.2 | 130.7 |
| | 1997 | 132.5 | 132.9 | 133.9 | | | | | | | | | | |
| All-items excluding food and energy - Ensemble sans les aliments et l'énergie P701127 | 1994 | 129.5 | 129.5 | 129.6 | 129.9 | 129.6 | 129.6 | 129.7 | 129.7 | 130.0 | 129.8 | 129.9 | 130.1 | 129.7 |
| | 1995 | 129.9 | 130.3 | 130.7 | 131.4 | 131.5 | 131.5 | 131.6 | 131.5 | 131.7 | 132.3 | 132.7 | 131.7 | 131.4 |
| | 1996 | 132.0 | 132.2 | 132.4 | 133.1 | 133.5 | 133.0 | 133.5 | 133.5 | 134.1 | 134.6 | 134.4 | 134.4 | 133.4 |
| | 1997 | 134.5 | 135.0 | 136.1 | | | | | | | | | | |
| All-items excluding energy - Ensemble sans l'énergie P701129 | 1994 | 127.2 | 126.9 | 127.2 | 127.2 | 127.4 | 127.6 | 127.9 | 128.0 | 127.8 | 127.4 | 127.8 | 127.9 | 127.5 |
| | 1995 | 128.1 | 128.6 | 128.9 | 129.5 | 129.3 | 129.3 | 129.6 | 129.2 | 129.2 | 129.7 | 129.9 | 129.2 | 129.2 |
| | 1996 | 129.9 | 130.2 | 130.2 | 130.8 | 131.4 | 131.3 | 131.8 | 131.6 | 131.9 | 132.5 | 132.6 | 131.9 | 131.3 |
| | 1997 | 132.8 | 133.1 | 134.3 | | | | | | | | | | |
| Energy - Énergie P701130 | 1994 | 107.4 | 107.6 | 109.1 | 109.6 | 111.4 | 111.5 | 111.7 | 111.7 | 111.8 | 113.2 | 113.2 | 113.2 | 111.0 |
| | 1995 | 112.6 | 112.5 | 113.3 | 113.4 | 116.0 | 116.1 | 115.9 | 114.8 | 113.7 | 113.3 | 112.5 | 112.5 | 113.9 |
| | 1996 | 113.4 | 113.2 | 113.0 | 114.7 | 116.3 | 116.2 | 111.6 | 113.0 | 115.1 | 116.9 | 118.1 | 119.8 | 115.1 |
| | 1997 | 120.7 | 121.1 | 121.1 | | | | | | | | | | |
| All-items excluding shelter - Ensemble sans le logement P701135 | 1994 | 126.7 | 126.4 | 127.1 | 127.3 | 127.6 | 127.8 | 128.1 | 128.3 | 128.1 | 127.8 | 128.4 | 128.3 | 127.7 |
| | 1995 | 128.3 | 128.9 | 129.3 | 129.9 | 129.9 | 130.0 | 130.3 | 129.7 | 129.6 | 130.2 | 130.2 | 129.4 | 129.6 |
| | 1996 | 130.2 | 130.5 | 130.5 | 131.3 | 132.2 | 132.1 | 132.0 | 132.0 | 132.6 | 133.3 | 133.5 | 132.9 | 131.9 |
| | 1997 | 133.9 | 134.3 | 135.6 | | | | | | | | | | |
| All-items excluding alcoholic beverages and tobacco products - Ensemble sans les boissons alcoolisées et les produits du tabac P701132 | 1994 | 122.7 | 123.0 | 123.5 | 123.6 | 124.0 | 124.2 | 124.6 | 124.7 | 124.5 | 124.3 | 124.7 | 124.7 | 124.0 |
| | 1995 | 124.8 | 125.3 | 125.7 | 126.2 | 126.3 | 126.3 | 126.6 | 126.1 | 125.9 | 126.4 | 126.4 | 125.8 | 126.0 |
| | 1996 | 126.5 | 126.9 | 126.8 | 127.5 | 128.2 | 128.2 | 128.1 | 128.1 | 128.6 | 129.4 | 129.6 | 129.2 | 128.1 |
| | 1997 | 130.1 | 130.5 | 131.6 | | | | | | | | | | |
| All-items excluding tobacco products - Ensemble sans les produits du tabac P701134 | 1994 | 122.8 | 123.1 | 123.6 | 123.7 | 124.0 | 124.3 | 124.5 | 124.6 | 124.5 | 124.4 | 124.8 | 124.6 | 124.1 |
| | 1995 | 124.7 | 125.2 | 125.6 | 126.1 | 126.2 | 126.3 | 126.5 | 126.0 | 125.9 | 126.3 | 126.4 | 125.7 | 125.9 |
| | 1996 | 126.5 | 126.8 | 126.7 | 127.4 | 128.1 | 128.1 | 128.0 | 128.0 | 128.5 | 129.2 | 129.4 | 129.0 | 128.0 |
| | 1997 | 129.9 | 130.3 | 131.3 | | | | | | | | | | |
| All-items (1981=100) - Ensemble (1981=100) P701137 | 1994 | 164.4 | 164.1 | 164.6 | 164.8 | 165.2 | 165.4 | 165.8 | 166.0 | 165.7 | 165.4 | 166.0 | 166.0 | 165.3 |
| | 1995 | 166.1 | 166.7 | 167.1 | 167.8 | 168.1 | 168.1 | 168.3 | 167.8 | 167.5 | 168.1 | 168.2 | 167.4 | 167.6 |
| | 1996 | 168.3 | 168.7 | 168.6 | 169.5 | 170.4 | 170.3 | 170.2 | 170.3 | 171.0 | 171.9 | 172.1 | 171.6 | 170.2 |
| | 1997 | 172.8 | 173.2 | 174.5 | | | | | | | | | | |

TABLE - 8 (Continued)

**The Consumer Price Indexes Major Components,
Selected Sub-groups and Special Aggregates
(Not Seasonally Adjusted), 1994-1997, Provinces,
Whitehorse and Yellowknife, 1986=100**

TABLEAU - 8 (Suite)

**Indices des prix à la consommation, composantes
principales, sous-groupes et agrégats spéciaux
(non désaisonnalisés), 1994-1997, Provinces,
Whitehorse et Yellowknife, 1986=100**

| | | Indexes - Indices | | | | | | | | | | | | Annual average |
|--|------|-------------------|-------|-------|-------|-------|-------|---------|-------|-------|-------|-------|-------|---------------------|
| | | Jan. | Feb. | March | April | May | June | July | Aug. | Sept. | Oct. | Nov. | Dec. | |
| PRINCE EDWARD ISLAND – ÎLE-DU-PRINCE-ÉDOUARD | | Jan. | Fév. | Mars | Avril | Mai | Juin | Juillet | Août | Sept. | Oct. | Nov. | Déc. | Moyenne annuelle |
| ALL-ITEMS – ENSEMBLE | 1994 | 130.4 | 130.0 | 128.8 | 128.2 | 128.1 | 128.4 | 128.5 | 128.9 | 129.1 | 129.5 | 129.4 | 129.2 | 129.0 |
| | 1995 | 129.4 | 130.0 | 130.0 | 130.5 | 130.7 | 131.0 | 131.4 | 131.2 | 132.0 | 132.6 | 132.8 | 131.4 | 131.1 |
| | 1996 | 132.0 | 132.6 | 132.7 | 133.3 | 133.3 | 134.0 | 134.1 | 133.5 | 133.9 | 134.3 | 134.3 | 134.0 | 133.5 |
| P702000 | 1997 | 134.6 | 134.7 | 135.7 | | | | | | | | | | |
| FOOD – ALIMENTS | 1994 | 130.3 | 130.0 | 130.4 | 129.7 | 130.1 | 130.5 | 131.0 | 131.0 | 129.5 | 129.1 | 127.6 | 127.5 | 129.7 |
| | 1995 | 129.3 | 130.1 | 128.1 | 130.1 | 129.6 | 130.1 | 130.9 | 128.4 | 129.4 | 129.3 | 129.6 | 128.6 | 129.5 |
| | 1996 | 131.1 | 131.1 | 130.7 | 132.0 | 130.3 | 133.8 | 135.0 | 134.3 | 133.4 | 132.1 | 130.3 | 130.4 | 132.0 |
| P702001 | 1997 | 132.8 | 130.9 | 131.6 | | | | | | | | | | |
| Food purchased from stores – Aliments achetés au magasin | 1994 | 128.6 | 128.0 | 128.9 | 127.8 | 128.8 | 129.7 | 130.1 | 130.2 | 128.4 | 127.6 | 125.2 | 125.0 | 128.2 |
| | 1995 | 127.6 | 128.9 | 126.2 | 128.2 | 127.5 | 128.3 | 129.6 | 126.3 | 127.6 | 127.4 | 127.9 | 126.9 | 127.7 |
| | 1996 | 129.3 | 129.5 | 129.2 | 130.8 | 128.2 | 132.6 | 133.9 | 133.0 | 131.9 | 130.0 | 127.2 | 127.2 | 130.2 |
| P702002 | 1997 | 130.3 | 128.3 | 129.2 | | | | | | | | | | |
| Meat – Viande | 1994 | 126.9 | 126.2 | 129.1 | 129.1 | 127.8 | 125.8 | 130.6 | 124.8 | 127.3 | 127.7 | 119.5 | 121.5 | 126.4 |
| | 1995 | 120.0 | 121.3 | 120.8 | 120.4 | 119.6 | 121.3 | 122.4 | 119.1 | 123.4 | 125.1 | 127.2 | 124.2 | 122.1 |
| | 1996 | 126.5 | 124.9 | 127.3 | 125.8 | 123.9 | 129.3 | 133.8 | 134.0 | 135.1 | 133.1 | 132.4 | 132.1 | 129.9 |
| P702003 | 1997 | 134.2 | 133.8 | 132.8 | | | | | | | | | | |
| Fresh or frozen meat (excluding poultry) – Viande fraîche ou congelée (sauf la volaille) | 1994 | 119.9 | 122.0 | 124.3 | 125.9 | 124.8 | 126.3 | 125.6 | 122.2 | 123.0 | 120.8 | 116.0 | 115.3 | 122.2 |
| | 1995 | 115.8 | 118.3 | 116.7 | 117.8 | 116.3 | 118.3 | 116.8 | 114.7 | 119.2 | 120.6 | 122.2 | 119.0 | 118.0 |
| | 1996 | 121.3 | 117.9 | 121.5 | 121.3 | 116.0 | 120.4 | 126.3 | 123.8 | 125.3 | 121.1 | 119.5 | 124.0 | 121.5 |
| P702004 | 1997 | 126.2 | 122.2 | 120.8 | | | | | | | | | | |
| Fresh or frozen poultry meat – Volaille fraîche ou congelée | 1994 | 130.8 | 122.7 | 130.4 | 121.3 | 120.8 | 113.1 | 132.2 | 115.5 | 118.6 | 127.2 | 97.1 | 107.7 | 119.8 |
| | 1995 | 101.5 | 107.2 | 105.9 | 102.2 | 100.7 | 104.4 | 110.3 | 102.1 | 109.1 | 110.2 | 113.5 | 108.0 | 106.3 |
| | 1996 | 106.3 | 109.0 | 113.5 | 111.7 | 103.5 | 116.7 | 119.9 | 121.3 | 121.4 | 122.6 | 123.1 | 118.0 | 115.6 |
| P702007 | 1997 | 122.0 | 119.7 | 125.7 | | | | | | | | | | |
| Processed meat – Viande traitée | 1994 | 136.3 | 135.8 | 136.9 | 139.8 | 137.7 | 133.7 | 138.3 | 135.4 | 140.5 | 139.9 | 139.8 | 141.0 | 137.9 |
| | 1995 | 138.4 | 135.0 | 137.1 | 135.9 | 136.6 | 136.8 | 139.7 | 137.2 | 139.5 | 142.2 | 144.3 | 143.1 | 138.8 |
| | 1996 | 147.9 | 147.2 | 146.1 | 142.2 | 150.4 | 153.3 | 155.9 | 160.4 | 161.1 | 161.4 | 161.8 | 155.2 | 153.6 |
| P702009 | 1997 | 156.2 | 163.3 | 159.0 | | | | | | | | | | |
| Fish and other seafood – Poisson et autres produits de la mer | 1994 | 155.9 | 156.9 | 155.7 | 155.5 | 156.1 | 156.2 | 157.1 | 158.9 | 160.7 | 161.4 | 162.0 | 162.7 | 158.3 |
| | 1995 | 162.9 | 162.8 | 162.8 | 162.9 | 161.8 | 161.2 | 162.6 | 162.9 | 163.1 | 164.9 | 162.9 | 163.7 | 162.9 |
| | 1996 | 166.3 | 167.3 | 167.8 | 167.3 | 167.3 | 167.7 | 169.0 | 166.2 | 166.3 | 164.3 | 160.3 | 160.6 | 165.9 |
| P702010 | 1997 | 164.4 | 163.5 | 164.9 | | | | | | | | | | |
| Dairy products – Produits laitiers | 1994 | 127.7 | 126.8 | 127.2 | 126.2 | 127.7 | 127.6 | 125.7 | 127.2 | 127.3 | 126.4 | 126.2 | 126.9 | 126.9 |
| | 1995 | 128.1 | 127.5 | 128.1 | 127.7 | 127.9 | 127.2 | 127.6 | 127.8 | 128.0 | 128.1 | 127.5 | 128.0 | 127.8 |
| | 1996 | 130.6 | 131.3 | 131.2 | 129.2 | 131.3 | 131.8 | 132.5 | 132.3 | 132.0 | 130.4 | 128.8 | 128.2 | 130.8 |
| P702013 | 1997 | 130.2 | 129.6 | 130.2 | | | | | | | | | | |
| Eggs – Oeufs | 1994 | 119.6 | 119.6 | 119.6 | 118.6 | 118.6 | 118.6 | 119.7 | 121.5 | 121.5 | 119.3 | 118.7 | 119.3 | 119.6 |
| | 1995 | 119.7 | 119.7 | 120.7 | 120.4 | 120.9 | 121.5 | 123.8 | 124.1 | 124.1 | 124.3 | 124.3 | 124.8 | 122.4 |
| | 1996 | 127.3 | 128.7 | 129.8 | 130.0 | 130.8 | 134.2 | 134.5 | 135.9 | 136.5 | 133.1 | 129.7 | 129.7 | 131.7 |
| P702017 | 1997 | 130.4 | 128.7 | 128.7 | | | | | | | | | | |
| Bakery and other cereal products – Produits de boulangerie et autres produits céréaliers | 1994 | 127.7 | 132.4 | 129.2 | 131.5 | 131.2 | 134.0 | 133.0 | 134.7 | 134.0 | 134.7 | 130.8 | 133.1 | 132.2 |
| | 1995 | 132.8 | 134.2 | 130.7 | 133.0 | 131.9 | 133.9 | 135.2 | 136.1 | 139.1 | 134.5 | 138.5 | 139.9 | 135.0 |
| | 1996 | 139.1 | 138.6 | 137.2 | 141.9 | 138.3 | 142.2 | 143.5 | 142.8 | 142.8 | 142.1 | 136.1 | 142.3 | 140.6 |
| P702018 | 1997 | 140.7 | 134.6 | 139.3 | | | | | | | | | | |
| Bakery products – Produits de boulangerie | 1994 | 123.1 | 130.2 | 123.7 | 125.3 | 125.8 | 129.0 | 127.4 | 127.6 | 126.1 | 129.7 | 124.8 | 128.7 | 126.8 |
| | 1995 | 126.4 | 127.6 | 127.2 | 127.0 | 124.5 | 126.5 | 128.8 | 128.6 | 132.9 | 127.7 | 133.6 | 133.8 | 128.7 |
| | 1996 | 133.4 | 132.3 | 130.9 | 135.8 | 130.8 | 136.2 | 138.1 | 136.2 | 136.5 | 136.1 | 130.9 | 138.0 | 134.6 |
| P702019 | 1997 | 135.4 | 128.7 | 134.2 | | | | | | | | | | |
| Other cereal grains and cereal products – Autres grains céréaliers et produits céréaliers | 1994 | 137.0 | 136.5 | 140.4 | 144.2 | 142.2 | 144.0 | 144.4 | 149.1 | 150.4 | 144.7 | 142.8 | 141.7 | 143.1 |
| | 1995 | 146.1 | 148.1 | 137.3 | 145.3 | 147.9 | 149.9 | 148.5 | 152.0 | 151.8 | 148.9 | 148.2 | 152.3 | 148.0 |
| | 1996 | 150.8 | 151.8 | 150.2 | 154.4 | 154.2 | 154.7 | 154.2 | 156.5 | 155.8 | 154.3 | 146.6 | 150.7 | 152.9 |
| P702020 | 1997 | 151.3 | 146.6 | 149.4 | | | | | | | | | | |
| Fresh fruit – Fruits frais | 1994 | 119.3 | 125.0 | 129.4 | 124.9 | 127.0 | 134.6 | 131.5 | 154.1 | 129.9 | 119.1 | 105.0 | 95.4 | 124.6 |
| | 1995 | 94.4 | 96.5 | 98.8 | 101.1 | 113.9 | 108.3 | 109.7 | 113.0 | 107.9 | 111.4 | 115.4 | 103.2 | 106.1 |
| | 1996 | 100.3 | 110.7 | 99.1 | 111.2 | 106.9 | 114.6 | 118.2 | 115.2 | 113.8 | 109.8 | 108.9 | 108.5 | 109.8 |
| P702022 | 1997 | 112.1 | 104.0 | 102.3 | | | | | | | | | | |

TABLE - 8 (Continued)

The Consumer Price Indexes Major Components, Selected Sub-groups and Special Aggregates (Not Seasonally Adjusted), 1994-1997, Provinces, Whitehorse and Yellowknife, 1986=100

TABLEAU - 8 (Suite)

Indices des prix à la consommation, composantes principales, sous-groupes et agrégats spéciaux (non désaisonnalisés), 1994-1997, Provinces, Whitehorse et Yellowknife, 1986=100

| | | Indexes - Indices | | | | | | | | | | | | Annual average Moyenne annuelle |
|---|------|-------------------|-------|-------|-------|-------|-------|---------|-------|-------|-------|-------|-------|------------------------------------|
| | | Jan. | Feb. | March | April | May | June | July | Aug. | Sept. | Oct. | Nov. | Dec. | |
| PRINCE EDWARD ISLAND – ÎLE-DU-PRINCE-ÉDOUARD | | Jan. | Fév. | Mars | Avril | Mai | Juin | Juillet | Août | Sept. | Oct. | Nov. | Déc. | |
| Fresh vegetables – Légumes frais P702025 | 1994 | 134.4 | 125.5 | 128.2 | 116.0 | 126.3 | 131.3 | 131.0 | 118.1 | 97.3 | 93.9 | 106.6 | 120.0 | 119.1 |
| | 1995 | 131.3 | 133.7 | 129.6 | 134.8 | 122.9 | 127.8 | 124.8 | 95.5 | 80.8 | 85.4 | 89.7 | 100.5 | 113.1 |
| | 1996 | 100.6 | 101.0 | 102.1 | 115.2 | 114.2 | 114.4 | 110.4 | 104.5 | 86.1 | 90.9 | 93.7 | 93.4 | 102.2 |
| | 1997 | 100.1 | 104.5 | 103.3 | | | | | | | | | | |
| Non-alcoholic beverages – Boissons non alcoolisées P702031 | 1994 | 131.3 | 117.9 | 118.8 | 113.6 | 124.5 | 118.4 | 114.4 | 109.6 | 110.4 | 115.4 | 115.7 | 100.2 | 115.9 |
| | 1995 | 122.8 | 126.2 | 103.0 | 113.4 | 111.8 | 107.0 | 120.4 | 107.2 | 110.3 | 117.4 | 102.7 | 101.1 | 111.9 |
| | 1996 | 114.7 | 111.1 | 107.6 | 110.2 | 93.8 | 109.8 | 106.0 | 104.7 | 114.5 | 111.7 | 108.2 | 95.5 | 107.3 |
| | 1997 | 110.1 | 106.0 | 113.8 | | | | | | | | | | |
| Food purchased from restaurants – Aliments achetés au restaurant P702032 | 1994 | 135.8 | 136.1 | 135.2 | 135.3 | 134.3 | 133.3 | 134.1 | 133.7 | 133.0 | 134.0 | 135.1 | 135.1 | 134.6 |
| | 1995 | 134.5 | 133.8 | 134.0 | 135.9 | 135.9 | 135.9 | 134.7 | 135.0 | 135.2 | 135.2 | 134.7 | 134.0 | 134.9 |
| | 1996 | 136.5 | 136.0 | 135.4 | 135.8 | 136.6 | 137.6 | 138.2 | 138.4 | 137.8 | 138.4 | 139.6 | 140.0 | 137.5 |
| | 1997 | 140.3 | 138.6 | 138.7 | | | | | | | | | | |
| SHELTER – LOGEMENT P702033 | 1994 | 121.3 | 120.5 | 119.8 | 118.5 | 118.5 | 119.0 | 118.9 | 119.1 | 120.4 | 121.6 | 121.8 | 121.5 | 120.1 |
| | 1995 | 121.5 | 121.7 | 121.9 | 121.9 | 122.1 | 122.1 | 122.6 | 122.4 | 123.6 | 123.8 | 123.7 | 122.7 | 122.5 |
| | 1996 | 122.4 | 122.2 | 122.2 | 123.3 | 123.2 | 123.3 | 123.4 | 123.1 | 123.7 | 123.8 | 125.3 | 124.9 | 123.4 |
| | 1997 | 125.4 | 125.4 | 125.6 | | | | | | | | | | |
| Rented accommodation – Logement en location P702034 | 1994 | 117.3 | 117.5 | 117.5 | 117.6 | 117.7 | 117.8 | 117.9 | 117.9 | 118.3 | 118.4 | 118.9 | 118.9 | 118.0 |
| | 1995 | 119.0 | 119.1 | 119.1 | 119.0 | 119.2 | 119.3 | 119.3 | 119.4 | 119.4 | 119.5 | 119.5 | 119.7 | 119.3 |
| | 1996 | 119.8 | 120.1 | 120.2 | 120.4 | 120.5 | 120.7 | 121.0 | 121.0 | 121.1 | 121.4 | 121.4 | 121.4 | 120.8 |
| | 1997 | 121.4 | 121.5 | 121.6 | | | | | | | | | | |
| Rent – Loyer P702035 | 1994 | 117.4 | 117.6 | 117.6 | 117.8 | 117.8 | 117.9 | 118.0 | 118.1 | 118.4 | 118.5 | 119.1 | 119.1 | 118.1 |
| | 1995 | 119.3 | 119.3 | 119.3 | 119.4 | 119.4 | 119.5 | 119.6 | 119.6 | 119.6 | 119.7 | 119.8 | 119.9 | 119.5 |
| | 1996 | 120.1 | 120.3 | 120.4 | 120.6 | 120.6 | 120.9 | 121.1 | 121.1 | 121.3 | 121.4 | 121.4 | 121.5 | 120.9 |
| | 1997 | 121.5 | 121.5 | 121.6 | | | | | | | | | | |
| Owned accommodation – Logement en propriété P702036 | 1994 | 125.2 | 124.7 | 124.3 | 122.6 | 122.0 | 122.9 | 123.1 | 123.4 | 124.1 | 125.4 | 125.6 | 125.7 | 124.1 |
| | 1995 | 126.0 | 126.2 | 126.6 | 126.5 | 126.9 | 126.9 | 127.3 | 126.8 | 127.0 | 127.5 | 127.3 | 127.5 | 126.9 |
| | 1996 | 127.2 | 126.8 | 126.6 | 127.0 | 126.9 | 127.0 | 127.2 | 126.8 | 126.9 | 127.0 | 127.1 | 126.3 | 126.9 |
| | 1997 | 126.1 | 126.0 | 126.1 | | | | | | | | | | |
| Replacement cost – Coût de remplacement P702037 | 1994 | 117.8 | 117.6 | 117.6 | 117.6 | 117.6 | 118.4 | 118.5 | 118.8 | 119.7 | 119.7 | 120.0 | 120.2 | 118.6 |
| | 1995 | 120.3 | 120.4 | 120.5 | 120.5 | 119.7 | 119.7 | 119.4 | 118.4 | 118.9 | 119.2 | 119.2 | 119.1 | 119.6 |
| | 1996 | 118.6 | 117.6 | 117.6 | 118.7 | 117.9 | 117.9 | 118.6 | 117.9 | 118.5 | 118.0 | 119.2 | 117.9 | 118.2 |
| | 1997 | 117.8 | 117.8 | 118.5 | | | | | | | | | | |
| Homeowners' insurance premiums – Primes d'assurance de propriétaire P702039 | 1994 | 115.5 | 115.2 | 115.2 | 115.2 | 115.2 | 115.2 | 116.1 | 116.1 | 116.5 | 117.3 | 117.3 | 117.6 | 116.0 |
| | 1995 | 117.8 | 117.9 | 117.9 | 118.0 | 118.0 | 117.3 | 117.3 | 116.0 | 116.5 | 116.8 | 116.8 | 116.7 | 117.3 |
| | 1996 | 116.2 | 115.2 | 115.2 | 116.3 | 115.5 | 115.5 | 116.2 | 115.5 | 116.1 | 115.6 | 116.8 | 115.5 | 115.8 |
| | 1997 | 115.4 | 115.4 | 116.1 | | | | | | | | | | |
| Homeowners' maintenance and repairs – Entretien et réparations par le propriétaire P702040 | 1994 | 120.5 | 120.5 | 120.2 | 109.4 | 105.1 | 109.5 | 109.7 | 109.7 | 110.8 | 112.2 | 112.2 | 111.5 | 112.6 |
| | 1995 | 111.5 | 111.1 | 111.5 | 109.5 | 112.2 | 112.4 | 115.7 | 115.9 | 115.7 | 115.1 | 113.4 | 115.3 | 113.3 |
| | 1996 | 115.2 | 115.6 | 115.6 | 116.2 | 117.3 | 119.2 | 119.6 | 119.6 | 119.9 | 122.6 | 121.8 | 121.8 | 118.7 |
| | 1997 | 122.7 | 122.9 | 122.8 | | | | | | | | | | |
| Water, fuel and electricity – Eau, combustible et électricité P702041 | 1994 | 120.6 | 117.7 | 115.9 | 112.7 | 113.6 | 114.0 | 113.5 | 113.6 | 117.2 | 119.8 | 119.6 | 118.3 | 116.4 |
| | 1995 | 117.7 | 117.9 | 118.1 | 118.1 | 118.1 | 118.1 | 118.9 | 118.9 | 122.5 | 122.5 | 122.5 | 118.6 | 119.3 |
| | 1996 | 118.2 | 118.2 | 118.2 | 121.1 | 121.1 | 121.1 | 120.8 | 120.8 | 122.4 | 122.4 | 127.2 | 127.2 | 121.6 |
| | 1997 | 129.2 | 129.2 | 129.8 | | | | | | | | | | |
| Electricity – Électricité P702042 | 1994 | 133.1 | 130.7 | 130.0 | 125.8 | 127.9 | 129.1 | 127.8 | 128.1 | 128.0 | 128.4 | 128.0 | 128.8 | 128.8 |
| | 1995 | 127.4 | 127.9 | 128.2 | 128.2 | 128.2 | 128.2 | 127.1 | 127.1 | 127.1 | 127.1 | 127.1 | 127.1 | 127.6 |
| | 1996 | 126.1 | 126.1 | 126.1 | 126.1 | 126.1 | 126.1 | 125.1 | 125.1 | 125.1 | 125.1 | 125.1 | 125.1 | 125.6 |
| | 1997 | 124.1 | 124.1 | 124.1 | | | | | | | | | | |
| Piped gas – Gaz | 1994 | ... | ... | ... | ... | ... | ... | ... | ... | ... | ... | ... | ... | ... |
| | 1995 | ... | ... | ... | ... | ... | ... | ... | ... | ... | ... | ... | ... | ... |
| | 1996 | ... | ... | ... | ... | ... | ... | ... | ... | ... | ... | ... | ... | ... |
| | 1997 | ... | ... | ... | ... | ... | ... | ... | ... | ... | ... | ... | ... | ... |
| Fuel oil and other fuel – Mazout et autres combustibles P702045 | 1994 | 108.5 | 105.0 | 102.1 | 99.2 | 99.2 | 99.2 | 99.2 | 99.2 | 106.0 | 110.5 | 110.5 | 107.5 | 103.8 |
| | 1995 | 107.5 | 107.5 | 107.5 | 107.5 | 107.5 | 107.5 | 107.5 | 107.5 | 114.0 | 114.0 | 114.0 | 107.0 | 109.1 |
| | 1996 | 107.0 | 107.0 | 107.0 | 112.2 | 112.2 | 112.2 | 112.2 | 112.2 | 115.2 | 115.2 | 123.7 | 123.7 | 113.3 |
| | 1997 | 128.2 | 128.2 | 129.3 | | | | | | | | | | |

TABLE - 8 (Continued)

**The Consumer Price Indexes Major Components,
Selected Sub-groups and Special Aggregates
(Not Seasonally Adjusted), 1994-1997, Provinces,
Whitehorse and Yellowknife, 1986=100**

TABLEAU - 8 (Suite)

**Indices des prix à la consommation, composantes
principales, sous-groupes et agrégats spéciaux
(non désaisonnalisés), 1994-1997, Provinces,
Whitehorse et Yellowknife, 1986=100**

| | | Indexes - Indices | | | | | | | | | | | | Annual average |
|--|------|-------------------|-------|-------|-------|-------|-------|---------|-------|-------|-------|-------|-------|---------------------|
| | | Jan. | Feb. | March | April | May | June | July | Aug. | Sept. | Oct. | Nov. | Dec. | |
| PRINCE EDWARD ISLAND – ÎLE-DU-PRINCE-ÉDOUARD | | Jan. | Fév. | Mars | Avril | Mai | Juin | Juillet | Août | Sept. | Oct. | Nov. | Déc. | Moyenne annuelle |
| HOUSEHOLD OPERATIONS AND FURNISHINGS – DÉPENSES ET ÉQUIPEMENT DU MÉNAGE P702046 | 1994 | 123.4 | 124.1 | 123.8 | 126.3 | 125.9 | 125.3 | 125.4 | 125.1 | 125.7 | 125.9 | 126.4 | 126.0 | 125.3 |
| | 1995 | 126.1 | 127.1 | 126.2 | 127.6 | 128.4 | 128.1 | 128.5 | 129.0 | 129.9 | 130.3 | 130.4 | 129.9 | 128.5 |
| | 1996 | 131.5 | 132.0 | 131.9 | 131.7 | 132.0 | 131.4 | 131.1 | 131.0 | 130.9 | 132.6 | 130.9 | 131.1 | 131.5 |
| | 1997 | 132.7 | 133.4 | 134.7 | | | | | | | | | | |
| Household operations – Dépenses du ménage P702047 | 1994 | 127.8 | 128.4 | 127.4 | 131.6 | 131.1 | 130.5 | 130.8 | 130.2 | 130.7 | 130.9 | 131.5 | 131.2 | 130.2 |
| | 1995 | 131.4 | 132.4 | 131.0 | 132.7 | 135.1 | 134.9 | 135.5 | 135.5 | 137.0 | 137.3 | 138.0 | 137.9 | 134.9 |
| | 1996 | 139.9 | 140.9 | 140.0 | 140.2 | 140.4 | 139.7 | 140.0 | 140.0 | 139.6 | 140.0 | 138.0 | 138.6 | 139.8 |
| | 1997 | 141.1 | 141.5 | 142.4 | | | | | | | | | | |
| Telephone services – Services téléphoniques P702049 | 1994 | 101.4 | 101.4 | 100.3 | 110.0 | 110.0 | 110.0 | 110.0 | 110.0 | 110.0 | 110.0 | 110.0 | 110.0 | 107.8 |
| | 1995 | 110.0 | 110.0 | 110.0 | 110.0 | 110.0 | 110.0 | 110.0 | 110.0 | 110.0 | 109.7 | 109.7 | 109.7 | 109.9 |
| | 1996 | 115.9 | 115.9 | 115.9 | 115.9 | 115.9 | 115.9 | 115.9 | 115.9 | 115.9 | 115.9 | 115.9 | 115.9 | 115.9 |
| | 1997 | 122.1 | 120.0 | 120.0 | | | | | | | | | | |
| Household furnishings – Équipement du ménage P702054 | 1994 | 116.5 | 117.3 | 118.1 | 117.8 | 117.5 | 116.9 | 116.6 | 116.9 | 117.7 | 118.1 | 118.3 | 117.9 | 117.5 |
| | 1995 | 117.8 | 118.8 | 118.8 | 119.6 | 117.8 | 117.6 | 117.5 | 118.7 | 118.9 | 119.3 | 118.6 | 117.3 | 118.4 |
| | 1996 | 118.4 | 118.1 | 119.3 | 118.4 | 118.8 | 118.4 | 117.2 | 117.0 | 117.4 | 121.0 | 119.9 | 119.3 | 118.6 |
| | 1997 | 119.5 | 120.8 | 122.6 | | | | | | | | | | |
| CLOTHING AND FOOTWEAR – HABILLEMENT ET CHAUSSURES P702061 | 1994 | 123.4 | 126.8 | 131.1 | 132.9 | 131.5 | 132.0 | 126.9 | 131.0 | 130.8 | 131.4 | 128.1 | 126.6 | 129.4 |
| | 1995 | 123.8 | 125.9 | 128.6 | 130.0 | 128.4 | 128.0 | 125.1 | 127.3 | 128.6 | 134.0 | 131.9 | 125.2 | 128.1 |
| | 1996 | 125.1 | 131.0 | 133.9 | 132.5 | 135.0 | 133.1 | 130.0 | 123.8 | 132.3 | 135.0 | 133.2 | 129.7 | 131.2 |
| | 1997 | 122.4 | 127.4 | 133.5 | | | | | | | | | | |
| Clothing – Habillement P702062 | 1994 | 124.0 | 128.4 | 133.4 | 135.8 | 133.5 | 133.6 | 127.2 | 133.5 | 133.7 | 133.9 | 129.9 | 127.2 | 131.2 |
| | 1995 | 123.1 | 125.1 | 129.8 | 131.5 | 129.3 | 128.7 | 124.4 | 128.4 | 130.9 | 137.4 | 134.4 | 126.3 | 129.1 |
| | 1996 | 125.9 | 134.2 | 138.3 | 137.3 | 139.3 | 136.2 | 133.0 | 124.4 | 135.0 | 139.1 | 136.7 | 131.9 | 134.3 |
| | 1997 | 122.7 | 129.9 | 137.4 | | | | | | | | | | |
| Women's clothing – Vêtements pour femmes P702063 | 1994 | 129.3 | 137.0 | 140.2 | 142.6 | 138.8 | 138.2 | 133.2 | 136.9 | 140.3 | 140.5 | 139.2 | 136.4 | 137.7 |
| | 1995 | 130.4 | 131.5 | 136.4 | 136.7 | 135.0 | 136.4 | 125.6 | 132.9 | 140.7 | 144.9 | 141.2 | 135.8 | 135.6 |
| | 1996 | 130.6 | 142.1 | 146.2 | 145.9 | 147.5 | 145.4 | 140.3 | 127.7 | 142.9 | 147.6 | 145.5 | 140.0 | 141.8 |
| | 1997 | 127.1 | 135.9 | 149.5 | | | | | | | | | | |
| Men's clothing – Vêtements pour hommes P702064 | 1994 | 117.0 | 116.1 | 126.5 | 128.2 | 128.6 | 126.9 | 117.2 | 129.7 | 126.9 | 126.4 | 117.9 | 114.8 | 123.0 |
| | 1995 | 114.1 | 117.4 | 123.5 | 126.4 | 125.7 | 123.6 | 124.0 | 125.5 | 123.6 | 129.1 | 127.9 | 115.8 | 123.1 |
| | 1996 | 115.9 | 124.4 | 127.2 | 128.0 | 127.3 | 123.5 | 122.8 | 117.6 | 125.2 | 129.2 | 129.0 | 122.1 | 124.4 |
| | 1997 | 118.7 | 123.3 | 125.9 | | | | | | | | | | |
| Footwear – Chaussures P702066 | 1994 | 117.5 | 120.4 | 124.6 | 124.6 | 126.2 | 129.1 | 124.4 | 123.1 | 120.8 | 123.6 | 123.6 | 126.8 | 123.7 |
| | 1995 | 126.9 | 132.2 | 126.6 | 127.9 | 129.7 | 129.7 | 128.7 | 127.7 | 124.0 | 127.5 | 128.6 | 122.8 | 127.7 |
| | 1996 | 122.7 | 123.5 | 120.9 | 119.1 | 122.5 | 126.2 | 122.2 | 122.4 | 126.1 | 123.6 | 123.3 | 124.6 | 123.1 |
| | 1997 | 118.1 | 119.3 | 124.4 | | | | | | | | | | |
| TRANSPORTATION – TRANSPORTS P702069 | 1994 | 121.7 | 122.2 | 121.9 | 122.1 | 122.2 | 122.4 | 125.1 | 125.5 | 125.8 | 126.1 | 128.6 | 129.0 | 124.4 |
| | 1995 | 129.4 | 129.5 | 130.3 | 130.4 | 130.6 | 131.7 | 132.2 | 133.2 | 133.0 | 132.9 | 135.0 | 134.0 | 131.9 |
| | 1996 | 134.2 | 134.2 | 134.6 | 135.2 | 135.4 | 135.9 | 135.1 | 135.3 | 135.0 | 134.9 | 138.0 | 138.1 | 135.5 |
| | 1997 | 139.6 | 139.3 | 139.7 | | | | | | | | | | |
| Private transportation – Transport privé P702070 | 1994 | 120.8 | 121.0 | 120.9 | 120.9 | 121.3 | 121.3 | 123.6 | 124.0 | 124.6 | 125.1 | 127.8 | 127.7 | 123.3 |
| | 1995 | 128.3 | 128.4 | 129.3 | 129.4 | 129.6 | 130.6 | 130.5 | 131.4 | 131.4 | 131.3 | 133.6 | 132.3 | 130.5 |
| | 1996 | 132.7 | 132.6 | 132.8 | 133.5 | 133.6 | 134.2 | 133.2 | 133.4 | 133.2 | 133.2 | 136.3 | 136.1 | 133.7 |
| | 1997 | 137.7 | 137.6 | 137.8 | | | | | | | | | | |
| Purchase of automotive vehicles – Achat de véhicules automobiles P702072 | 1994 | 124.8 | 125.1 | 125.0 | 124.8 | 124.8 | 124.8 | 127.9 | 127.9 | 127.9 | 127.9 | 132.6 | 132.6 | 127.2 |
| | 1995 | 134.2 | 134.3 | 134.3 | 134.8 | 134.8 | 135.3 | 134.1 | 134.1 | 134.1 | 134.1 | 141.1 | 141.1 | 135.5 |
| | 1996 | 142.1 | 142.1 | 141.6 | 141.5 | 141.5 | 141.5 | 140.5 | 140.5 | 140.5 | 140.5 | 143.9 | 143.9 | 141.7 |
| | 1997 | 145.6 | 145.6 | 145.6 | | | | | | | | | | |
| Operation of automotive vehicles – Utilisation de véhicules automobiles P702073 | 1994 | 119.8 | 119.8 | 119.7 | 120.1 | 121.0 | 121.0 | 122.4 | 123.4 | 124.0 | 125.2 | 125.5 | 125.4 | 122.3 |
| | 1995 | 125.4 | 125.5 | 127.2 | 127.1 | 127.5 | 128.8 | 129.1 | 130.7 | 130.5 | 130.4 | 129.8 | 128.1 | 128.3 |
| | 1996 | 128.1 | 128.0 | 128.7 | 129.8 | 130.1 | 130.6 | 129.5 | 129.8 | 129.8 | 129.8 | 132.9 | 132.7 | 130.0 |
| | 1997 | 134.2 | 134.2 | 134.5 | | | | | | | | | | |
| Gasoline – Essence P702074 | 1994 | 102.9 | 102.7 | 102.7 | 103.5 | 105.2 | 105.2 | 107.6 | 109.4 | 110.6 | 112.7 | 112.5 | 112.2 | 107.3 |
| | 1995 | 112.2 | 112.2 | 115.2 | 115.2 | 115.8 | 116.5 | 117.1 | 117.6 | 117.1 | 116.9 | 115.5 | 112.3 | 115.3 |
| | 1996 | 112.3 | 112.1 | 113.3 | 115.1 | 115.5 | 116.5 | 114.3 | 114.2 | 114.2 | 114.2 | 119.4 | 119.0 | 115.0 |
| | 1997 | 121.9 | 121.9 | 122.5 | | | | | | | | | | |

TABLE - 8 (Continued)

**The Consumer Price Indexes Major Components,
Selected Sub-groups and Special Aggregates
(Not Seasonally Adjusted), 1994-1997, Provinces,
Whitehorse and Yellowknife, 1986=100**

TABLEAU - 8 (Suite)

**Indices des prix à la consommation, composantes
principales, sous-groupes et agrégats spéciaux
(non désaisonnalisés), 1994-1997, Provinces,
Whitehorse et Yellowknife, 1986=100**

| | | Indexes - Indices | | | | | | | | | | | | Annual average |
|--|------|-------------------|-------|-------|-------|-------|-------|---------|-------|-------|-------|-------|-------|---------------------|
| | | Jan. | Feb. | March | April | May | June | July | Aug. | Sept. | Oct. | Nov. | Dec. | |
| PRINCE EDWARD ISLAND – ÎLE-DU-PRINCE-ÉDOUARD | | Jan. | Fév. | Mars | Avril | Mai | Juin | Juillet | Août | Sept. | Oct. | Nov. | Déc. | Moyenne annuelle |
| Automotive vehicle parts, maintenance and repairs – Pièces, entretien et réparation de véhicules automobiles | 1994 | 118.3 | 118.4 | 118.4 | 118.1 | 118.1 | 118.1 | 117.0 | 117.0 | 117.0 | 117.2 | 118.9 | 118.9 | 118.0 |
| | 1995 | 118.9 | 119.4 | 119.4 | 119.4 | 119.4 | 119.4 | 118.8 | 118.8 | 118.8 | 118.8 | 119.6 | 119.6 | 119.2 |
| | 1996 | 119.6 | 119.8 | 119.8 | 120.7 | 120.7 | 120.7 | 120.3 | 120.3 | 120.3 | 120.3 | 121.3 | 121.3 | 120.4 |
| P702075 | 1997 | 121.3 | 121.3 | 121.3 | | | | | | | | | | |
| Other automotive vehicle operating expenses - Autres dépenses d'utilisation des véhicules automobiles | 1994 | 162.4 | 162.4 | 162.4 | 162.4 | 162.4 | 162.4 | 164.3 | 164.3 | 164.3 | 164.3 | 164.3 | 164.5 | 163.4 |
| | 1995 | 164.5 | 164.5 | 164.5 | 164.5 | 164.6 | 168.4 | 169.3 | 175.1 | 175.1 | 175.1 | 175.1 | 175.1 | 169.7 |
| | 1996 | 175.1 | 175.1 | 175.1 | 175.1 | 175.1 | 175.1 | 176.1 | 177.7 | 177.7 | 177.7 | 177.7 | 177.7 | 176.3 |
| P702076 | 1997 | 177.7 | 177.7 | 177.7 | | | | | | | | | | |
| Automotive vehicle insurance premiums - Primes d'assurance de véhicules automobiles | 1994 | 158.5 | 158.5 | 158.5 | 158.5 | 158.5 | 158.5 | 160.6 | 160.6 | 160.6 | 160.6 | 160.6 | 160.6 | 159.6 |
| | 1995 | 160.6 | 160.6 | 160.6 | 160.6 | 160.6 | 165.1 | 166.1 | 173.1 | 173.1 | 173.1 | 173.1 | 173.1 | 166.6 |
| | 1996 | 173.1 | 173.1 | 173.1 | 173.1 | 173.1 | 173.1 | 174.3 | 176.1 | 176.1 | 176.1 | 176.1 | 176.1 | 174.5 |
| P702077 | 1997 | 176.1 | 176.1 | 176.1 | | | | | | | | | | |
| Public transportation -- Transport public | 1994 | 135.4 | 138.5 | 137.2 | 138.7 | 136.1 | 137.8 | 146.2 | 145.9 | 142.9 | 141.3 | 141.0 | 146.9 | 140.7 |
| | 1995 | 141.6 | 141.9 | 142.3 | 140.2 | 140.9 | 143.4 | 162.3 | 161.2 | 157.5 | 156.3 | 156.0 | 160.6 | 150.4 |
| | 1996 | 157.7 | 158.1 | 163.2 | 163.7 | 163.6 | 163.5 | 167.1 | 167.8 | 165.6 | 163.5 | 165.6 | 172.9 | 164.4 |
| P702079 | 1997 | 172.0 | 166.0 | 171.8 | | | | | | | | | | |
| Local and commuter transportation – Transport local et de banlieue | 1994 | 159.9 | 159.9 | 159.9 | 159.9 | 159.9 | 159.9 | 159.8 | 159.8 | 159.8 | 159.8 | 159.8 | 159.8 | 159.9 |
| | 1995 | 158.7 | 158.7 | 158.7 | 158.7 | 158.7 | 158.7 | 195.5 | 195.5 | 195.5 | 195.5 | 195.5 | 195.5 | 177.1 |
| | 1996 | 199.3 | 199.3 | 199.3 | 199.3 | 199.3 | 199.3 | 199.5 | 199.5 | 199.5 | 199.5 | 199.5 | 199.5 | 199.4 |
| P702080 | 1997 | 199.6 | 199.6 | 199.6 | | | | | | | | | | |
| HEALTH AND PERSONAL CARE – SANTÉ ET SOINS PERSONNELS | 1994 | 141.1 | 142.5 | 142.7 | 142.0 | 141.7 | 142.9 | 139.7 | 140.6 | 142.3 | 142.0 | 140.1 | 140.2 | 141.5 |
| | 1995 | 140.2 | 140.5 | 140.7 | 139.4 | 139.4 | 138.7 | 138.4 | 138.3 | 139.2 | 140.4 | 139.4 | 139.1 | 139.5 |
| | 1996 | 139.2 | 138.9 | 139.7 | 140.2 | 139.5 | 141.4 | 141.1 | 142.0 | 140.7 | 141.3 | 140.0 | 138.4 | 140.2 |
| P702084 | 1997 | 140.1 | 141.3 | 141.8 | | | | | | | | | | |
| Health care – Soins de santé | 1994 | 140.7 | 141.6 | 142.3 | 142.5 | 142.3 | 142.4 | 140.8 | 140.7 | 140.7 | 140.4 | 139.9 | 139.6 | 141.2 |
| | 1995 | 139.6 | 139.5 | 139.9 | 139.9 | 140.1 | 139.8 | 140.7 | 140.7 | 140.0 | 140.1 | 140.2 | 140.1 | 140.1 |
| | 1996 | 140.3 | 139.9 | 140.1 | 141.4 | 141.1 | 140.8 | 141.6 | 141.3 | 140.7 | 141.1 | 140.8 | 140.6 | 140.8 |
| P702085 | 1997 | 141.4 | 141.1 | 141.0 | | | | | | | | | | |
| Medicinal and pharmaceutical products – Médicaments et produits pharmaceutiques | 1994 | 140.2 | 141.9 | 142.7 | 142.6 | 141.9 | 142.2 | 142.4 | 142.0 | 141.9 | 141.2 | 141.5 | 140.8 | 141.8 |
| | 1995 | 140.8 | 140.6 | 141.3 | 140.0 | 141.1 | 140.3 | 140.9 | 141.0 | 139.3 | 139.5 | 139.6 | 139.8 | 140.4 |
| | 1996 | 139.9 | 139.2 | 139.6 | 139.6 | 139.1 | 139.5 | 140.0 | 140.4 | 139.1 | 140.0 | 139.3 | 138.3 | 139.5 |
| P702087 | 1997 | 139.4 | 138.9 | 138.7 | | | | | | | | | | |
| Prescribed medicines – Médicaments prescrits | 1994 | 135.8 | 135.8 | 137.0 | 137.0 | 136.8 | 137.1 | 136.8 | 136.5 | 136.5 | 136.4 | 136.0 | 135.7 | 136.5 |
| | 1995 | 135.7 | 135.7 | 135.7 | 133.9 | 133.9 | 133.5 | 133.5 | 133.4 | 133.8 | 132.7 | 132.7 | 132.6 | 133.9 |
| | 1996 | 132.6 | 132.1 | 132.4 | 132.4 | 132.4 | 132.3 | 132.3 | 132.3 | 132.3 | 132.3 | 130.7 | 130.5 | 132.1 |
| P702088 | 1997 | 130.3 | 130.3 | 130.0 | | | | | | | | | | |
| Non-prescribed medicines – Médicaments non prescrits | 1994 | 151.6 | 157.8 | 157.8 | 157.3 | 154.9 | 155.7 | 157.1 | 156.4 | 155.8 | 153.9 | 155.9 | 154.1 | 155.7 |
| | 1995 | 154.1 | 153.2 | 156.4 | 156.7 | 161.4 | 159.2 | 161.4 | 162.2 | 154.1 | 158.7 | 158.8 | 159.9 | 158.0 |
| | 1996 | 160.4 | 159.0 | 159.7 | 159.8 | 157.9 | 159.8 | 161.8 | 163.4 | 158.1 | 161.9 | 164.0 | 160.6 | 160.5 |
| P702089 | 1997 | 165.9 | 163.5 | 164.1 | | | | | | | | | | |
| Personal care – Soins personnels | 1994 | 140.6 | 142.3 | 142.1 | 141.0 | 140.5 | 142.3 | 138.3 | 139.8 | 142.5 | 142.0 | 139.5 | 139.7 | 140.9 |
| | 1995 | 139.8 | 140.2 | 140.3 | 138.1 | 138.0 | 137.0 | 136.0 | 135.7 | 137.8 | 139.7 | 137.9 | 137.4 | 138.2 |
| | 1996 | 137.6 | 137.3 | 138.5 | 138.5 | 137.5 | 141.0 | 139.9 | 141.6 | 139.8 | 140.4 | 138.5 | 136.0 | 138.9 |
| P702091 | 1997 | 138.3 | 140.4 | 141.5 | | | | | | | | | | |
| RECREATION, EDUCATION AND READING – LOISIRS, FORMATION ET LECTURE | 1994 | 134.5 | 134.8 | 134.8 | 135.3 | 135.9 | 136.0 | 136.6 | 136.6 | 137.4 | 137.3 | 137.6 | 137.4 | 136.2 |
| | 1995 | 137.1 | 138.1 | 138.4 | 138.5 | 139.6 | 139.8 | 142.2 | 142.2 | 142.4 | 143.2 | 143.1 | 140.3 | 140.4 |
| | 1996 | 140.3 | 141.9 | 141.2 | 141.6 | 143.5 | 143.7 | 146.3 | 146.2 | 145.8 | 146.8 | 145.1 | 145.3 | 144.0 |
| P702094 | 1997 | 144.6 | 145.1 | 146.1 | | | | | | | | | | |
| Recreation – Loisirs | 1994 | 128.4 | 128.9 | 129.0 | 129.4 | 130.2 | 130.2 | 130.8 | 130.9 | 130.9 | 130.8 | 131.1 | 130.9 | 130.1 |
| | 1995 | 130.0 | 131.2 | 131.9 | 131.7 | 133.1 | 132.8 | 135.8 | 135.7 | 135.1 | 135.9 | 135.9 | 132.3 | 133.5 |
| | 1996 | 131.7 | 133.7 | 133.1 | 133.4 | 135.7 | 135.8 | 139.0 | 138.9 | 137.4 | 138.5 | 136.3 | 136.2 | 135.8 |
| P702095 | 1997 | 135.1 | 135.7 | 136.4 | | | | | | | | | | |
| Education and reading – Formation et lecture | 1994 | 157.0 | 157.2 | 156.4 | 157.0 | 157.0 | 157.5 | 157.7 | 157.7 | 161.7 | 161.7 | 161.7 | 161.8 | 158.7 |
| | 1995 | 164.0 | 164.0 | 162.7 | 164.0 | 164.0 | 166.0 | 166.1 | 166.1 | 170.1 | 170.6 | 170.6 | 171.2 | 166.6 |
| | 1996 | 173.6 | 173.6 | 172.7 | 173.3 | 173.3 | 173.6 | 173.6 | 173.6 | 177.9 | 179.1 | 179.1 | 180.8 | 175.4 |
| P702103 | 1997 | 181.5 | 181.5 | 183.8 | | | | | | | | | | |

TABLE - 8 (Continued)

The Consumer Price Indexes Major Components, Selected Sub-groups and Special Aggregates (Not Seasonally Adjusted), 1994-1997, Provinces, Whitehorse and Yellowknife, 1986=100

TABLEAU - 8 (Suite)

Indices des prix à la consommation, composantes principales, sous-groupes et agrégats spéciaux (non désaisonnalisés), 1994-1997, Provinces, Whitehorse et Yellowknife, 1986=100

| | | Indexes - Indices | | | | | | | | | | | | Annual average |
|--|------|-------------------|-------|-------|-------|-------|-------|---------|-------|-------|-------|-------|-------|------------------|
| | | Jan. | Feb. | March | April | May | June | July | Aug. | Sept. | Oct. | Nov. | Dec. | |
| PRINCE EDWARD ISLAND – ÎLE-DU-PRINCE-ÉDOUARD | | Jan. | Fév. | Mars | Avril | Mai | Juin | Juillet | Août | Sept. | Oct. | Nov. | Déc. | Moyenne annuelle |
| ALCOHOLIC BEVERAGES AND TOBACCO PRODUCTS – BOISSONS ALCOOLISÉES ET PRODUITS DU TABAC | 1994 | 192.6 | 183.8 | 161.4 | 151.8 | 151.7 | 150.9 | 151.3 | 150.2 | 150.2 | 150.2 | 150.2 | 150.1 | 157.9 |
| | 1995 | 149.9 | 150.1 | 150.7 | 150.1 | 152.4 | 153.3 | 152.6 | 153.3 | 153.8 | 153.6 | 154.4 | 154.2 | 152.4 |
| | 1996 | 154.2 | 154.1 | 154.5 | 154.5 | 154.4 | 154.9 | 155.1 | 154.7 | 154.2 | 154.6 | 155.0 | 156.3 | 154.7 |
| P702107 | 1997 | 157.0 | 156.2 | 157.3 | | | | | | | | | | |
| Alcoholic beverages – Boissons alcoolisées | 1994 | 145.6 | 146.0 | 146.0 | 146.0 | 144.1 | 144.1 | 144.1 | 142.2 | 142.2 | 142.2 | 142.2 | 142.0 | 143.9 |
| | 1995 | 141.7 | 142.0 | 142.7 | 141.8 | 142.7 | 143.8 | 142.9 | 143.3 | 144.0 | 143.7 | 144.8 | 144.6 | 143.2 |
| | 1996 | 144.5 | 144.4 | 144.9 | 144.9 | 144.6 | 144.7 | 145.0 | 144.5 | 143.8 | 144.3 | 144.7 | 144.7 | 144.6 |
| P702108 | 1997 | 145.3 | 144.2 | 145.3 | | | | | | | | | | |
| Alcoholic beverages purchased from stores – Boissons alcoolisées achetées au magasin | 1994 | 136.9 | 136.9 | 136.9 | 136.9 | 136.9 | 136.9 | 136.9 | 136.9 | 136.9 | 136.9 | 136.9 | 136.6 | 136.9 |
| | 1995 | 136.2 | 136.5 | 137.6 | 136.3 | 137.6 | 139.1 | 137.9 | 137.9 | 138.5 | 138.2 | 138.9 | 138.6 | 137.8 |
| | 1996 | 138.5 | 138.3 | 139.0 | 139.0 | 138.4 | 138.7 | 139.1 | 138.3 | 137.5 | 138.2 | 138.8 | 138.8 | 138.6 |
| P702110 | 1997 | 139.6 | 138.1 | 139.6 | | | | | | | | | | |
| Tobacco products and smokers' supplies – Produit du tabac et articles pour fumeurs | 1994 | 260.9 | 238.9 | 184.2 | 160.7 | 163.0 | 161.1 | 162.1 | 162.1 | 162.1 | 162.2 | 162.2 | 162.2 | 178.5 |
| | 1995 | 162.2 | 162.2 | 162.2 | 163.1 | 169.4 | 169.4 | 169.4 | 171.0 | 171.0 | 171.0 | 171.0 | 171.0 | 167.7 |
| | 1996 | 171.0 | 171.0 | 171.0 | 171.0 | 171.8 | 173.0 | 173.0 | 173.0 | 173.0 | 173.0 | 173.7 | 178.8 | 172.8 |
| P702114 | 1997 | 179.9 | 180.3 | 181.0 | | | | | | | | | | |
| SELECTED SPECIAL AGGREGATES – CERTAINS AGRÉGATS SPÉCIAUX | | | | | | | | | | | | | | |
| All-items excluding food – Ensemble sans les aliments | 1994 | 130.4 | 130.1 | 128.5 | 127.8 | 127.7 | 127.8 | 127.9 | 128.4 | 129.1 | 129.6 | 129.9 | 129.6 | 128.9 |
| | 1995 | 129.4 | 130.0 | 130.4 | 130.6 | 131.0 | 131.2 | 131.5 | 131.9 | 132.6 | 133.4 | 133.6 | 132.0 | 131.5 |
| | 1996 | 132.2 | 132.9 | 133.2 | 133.6 | 134.1 | 134.1 | 133.9 | 133.4 | 134.1 | 134.8 | 135.2 | 134.8 | 133.9 |
| P702126 | 1997 | 135.0 | 135.5 | 136.6 | | | | | | | | | | |
| All-items excluding food and energy – Ensemble sans les aliments et l'énergie | 1994 | 133.0 | 132.9 | 131.3 | 130.8 | 130.5 | 130.6 | 130.6 | 131.0 | 131.4 | 131.7 | 132.0 | 131.9 | 131.5 |
| | 1995 | 131.7 | 132.4 | 132.6 | 132.9 | 133.3 | 133.5 | 133.8 | 134.3 | 134.7 | 135.6 | 136.0 | 134.9 | 133.8 |
| | 1996 | 135.2 | 136.0 | 136.2 | 136.3 | 136.8 | 136.7 | 136.8 | 136.1 | 136.8 | 137.6 | 137.1 | 136.7 | 136.5 |
| P702127 | 1997 | 136.4 | 137.1 | 138.2 | | | | | | | | | | |
| All-items excluding energy – Ensemble sans l'énergie | 1994 | 132.3 | 132.2 | 131.0 | 130.4 | 130.3 | 130.5 | 130.6 | 130.9 | 130.9 | 131.0 | 130.9 | 130.8 | 131.0 |
| | 1995 | 131.0 | 131.7 | 131.5 | 132.2 | 132.3 | 132.6 | 133.0 | 132.9 | 133.4 | 134.1 | 134.5 | 133.4 | 132.7 |
| | 1996 | 134.1 | 134.8 | 134.9 | 135.2 | 135.2 | 135.9 | 136.2 | 135.6 | 135.9 | 136.2 | 135.5 | 135.2 | 135.4 |
| P702129 | 1997 | 135.4 | 135.6 | 136.6 | | | | | | | | | | |
| Energy – Énergie | 1994 | 113.4 | 111.4 | 110.2 | 108.4 | 109.6 | 109.9 | 110.5 | 111.3 | 114.1 | 116.6 | 116.4 | 115.4 | 112.3 |
| | 1995 | 115.0 | 115.2 | 116.5 | 116.5 | 116.8 | 117.1 | 117.1 | 117.3 | 119.2 | 119.2 | 118.6 | 114.9 | 117.0 |
| | 1996 | 114.6 | 114.6 | 115.1 | 117.6 | 117.7 | 118.1 | 117.0 | 116.9 | 117.9 | 117.9 | 123.0 | 122.8 | 117.8 |
| P702130 | 1997 | 125.3 | 125.3 | 125.9 | | | | | | | | | | |
| All-items excluding shelter – Ensemble sans le logement | 1994 | 133.5 | 133.4 | 131.9 | 131.5 | 131.4 | 131.7 | 131.9 | 132.3 | 132.2 | 132.3 | 132.0 | 131.9 | 132.2 |
| | 1995 | 132.1 | 132.9 | 132.8 | 133.6 | 133.8 | 134.1 | 134.4 | 134.4 | 135.0 | 135.7 | 136.1 | 134.4 | 134.1 |
| | 1996 | 135.4 | 136.2 | 136.4 | 136.8 | 136.9 | 137.8 | 137.9 | 137.2 | 137.6 | 138.0 | 137.5 | 137.2 | 137.1 |
| P702135 | 1997 | 137.8 | 137.9 | 139.2 | | | | | | | | | | |
| All-items excluding alcoholic beverages and tobacco products – Ensemble sans les boissons alcoolisées et les produits du tabac | 1994 | 125.9 | 126.2 | 126.4 | 126.3 | 126.3 | 126.6 | 126.7 | 127.2 | 127.5 | 127.8 | 127.7 | 127.5 | 126.8 |
| | 1995 | 127.7 | 128.3 | 128.3 | 128.9 | 129.0 | 129.2 | 129.6 | 129.5 | 130.3 | 130.9 | 131.1 | 129.6 | 129.4 |
| | 1996 | 130.2 | 130.8 | 131.0 | 131.6 | 131.6 | 132.3 | 132.4 | 131.8 | 132.2 | 132.6 | 132.6 | 132.2 | 131.8 |
| P702132 | 1997 | 132.8 | 132.9 | 133.9 | | | | | | | | | | |
| All-items excluding tobacco products – Ensemble sans les produits du tabac | 1994 | 126.8 | 127.1 | 127.3 | 127.2 | 127.1 | 127.4 | 127.5 | 127.9 | 128.2 | 128.5 | 128.4 | 128.2 | 127.6 |
| | 1995 | 128.4 | 129.0 | 129.0 | 129.5 | 129.7 | 129.9 | 130.3 | 130.2 | 130.9 | 131.5 | 131.8 | 130.3 | 130.0 |
| | 1996 | 130.9 | 131.5 | 131.6 | 132.2 | 132.3 | 133.0 | 133.0 | 132.5 | 132.9 | 133.2 | 133.2 | 132.9 | 132.4 |
| P702134 | 1997 | 133.4 | 133.5 | 134.5 | | | | | | | | | | |
| All-items (1981=100) – Ensemble (1981=100) | 1994 | 165.6 | 165.1 | 163.6 | 162.8 | 162.7 | 163.1 | 163.2 | 163.7 | 164.0 | 164.5 | 164.3 | 164.1 | 163.9 |
| | 1995 | 164.3 | 165.1 | 165.1 | 165.7 | 166.0 | 166.4 | 166.9 | 166.6 | 167.6 | 168.4 | 168.7 | 166.9 | 166.5 |
| | 1996 | 167.6 | 168.4 | 168.5 | 169.3 | 169.3 | 170.2 | 170.3 | 169.5 | 170.1 | 170.6 | 170.6 | 170.2 | 169.6 |
| P702137 | 1997 | 170.9 | 171.1 | 172.3 | | | | | | | | | | |

TABLE - 8 (Continued)

The Consumer Price Indexes Major Components, Selected Sub-groups and Special Aggregates (Not Seasonally Adjusted), 1994-1997, Provinces, Whitehorse and Yellowknife, 1986=100

TABLEAU - 8 (Suite)

Indices des prix à la consommation, composantes principales, sous-groupes et agrégats spéciaux (non désaisonnalisés), 1994-1997, Provinces, Whitehorse et Yellowknife, 1986=100

| | | Indexes - Indices | | | | | | | | | | | | Annual average Moyenne annuelle |
|---|------|-------------------|-------|-------|-------|-------|-------|---------|-------|-------|-------|-------|-------|------------------------------------|
| | | Jan. | Feb. | March | April | May | June | July | Aug. | Sept. | Oct. | Nov. | Dec. | |
| NOVA SCOTIA - NOUVELLE-ÉCOSSE | | Jan. | Fév. | Mars | Avril | Mai | Juin | Juillet | Août | Sept. | Oct. | Nov. | Déc. | |
| ALL-ITEMS - ENSEMBLE | 1994 | 128.9 | 128.4 | 128.8 | 127.8 | 127.8 | 127.9 | 128.3 | 128.7 | 128.8 | 128.7 | 128.9 | 128.7 | 128.5 |
| | 1995 | 128.9 | 129.6 | 130.0 | 130.1 | 130.9 | 130.6 | 131.0 | 130.3 | 130.5 | 130.3 | 130.5 | 129.7 | 130.2 |
| | 1996 | 130.4 | 130.5 | 130.9 | 131.7 | 133.3 | 132.9 | 132.3 | 132.7 | 133.0 | 133.8 | 134.3 | 134.6 | 132.5 |
| P703000 | 1997 | 134.4 | 134.6 | 135.1 | | | | | | | | | | |
| FOOD - ALIMENTS | 1994 | 130.0 | 129.4 | 129.8 | 130.6 | 130.7 | 131.7 | 133.2 | 134.0 | 131.7 | 132.6 | 130.2 | 129.9 | 131.2 |
| | 1995 | 131.8 | 132.7 | 131.6 | 131.8 | 132.0 | 132.2 | 132.9 | 130.0 | 129.9 | 129.1 | 129.9 | 129.2 | 131.1 |
| | 1996 | 130.4 | 131.6 | 131.6 | 132.3 | 132.5 | 132.7 | 133.8 | 134.0 | 133.4 | 134.6 | 134.1 | 135.3 | 133.0 |
| P703001 | 1997 | 136.1 | 136.4 | 136.3 | | | | | | | | | | |
| Food purchased from stores - Aliments achetés au magasin | 1994 | 126.7 | 125.8 | 126.4 | 127.3 | 127.2 | 128.5 | 130.2 | 131.0 | 127.8 | 129.0 | 125.8 | 125.2 | 127.6 |
| | 1995 | 127.6 | 128.6 | 127.2 | 127.3 | 127.3 | 127.6 | 128.6 | 125.0 | 124.9 | 123.8 | 124.8 | 123.9 | 126.4 |
| | 1996 | 125.8 | 127.3 | 127.2 | 128.1 | 128.3 | 128.5 | 129.7 | 130.0 | 129.2 | 130.4 | 129.7 | 131.2 | 128.8 |
| P703002 | 1997 | 132.5 | 132.9 | 132.3 | | | | | | | | | | |
| Meat - Viande | 1994 | 134.2 | 134.6 | 136.1 | 135.4 | 133.0 | 135.9 | 136.1 | 136.3 | 136.2 | 135.4 | 124.8 | 125.8 | 133.7 |
| | 1995 | 123.2 | 126.4 | 125.6 | 125.5 | 126.6 | 125.8 | 125.8 | 126.3 | 127.8 | 128.8 | 129.6 | 130.1 | 126.8 |
| | 1996 | 132.0 | 133.2 | 133.9 | 133.5 | 132.2 | 133.9 | 133.9 | 139.0 | 141.1 | 143.6 | 138.9 | 141.8 | 136.4 |
| P703003 | 1997 | 143.3 | 143.5 | 143.3 | | | | | | | | | | |
| Fresh or frozen meat (excluding poultry) - Viande fraîche ou congelée (sauf la volaille) | 1994 | 132.2 | 134.0 | 132.8 | 135.0 | 136.7 | 136.1 | 135.9 | 137.6 | 138.2 | 136.2 | 124.8 | 124.9 | 133.7 |
| | 1995 | 122.5 | 128.0 | 126.4 | 127.6 | 128.0 | 125.6 | 126.7 | 125.3 | 128.4 | 129.2 | 128.0 | 130.5 | 127.2 |
| | 1996 | 131.7 | 135.1 | 134.7 | 135.7 | 131.4 | 130.7 | 129.4 | 135.0 | 136.1 | 139.6 | 132.5 | 138.3 | 134.2 |
| P703004 | 1997 | 141.7 | 139.3 | 139.8 | | | | | | | | | | |
| Fresh or frozen poultry meat - Volaille fraîche ou congelée | 1994 | 141.8 | 140.7 | 145.4 | 143.9 | 122.5 | 145.3 | 143.2 | 140.8 | 139.8 | 142.2 | 110.8 | 117.0 | 136.1 |
| | 1995 | 111.9 | 116.2 | 115.2 | 112.9 | 114.3 | 116.7 | 111.8 | 117.1 | 118.3 | 123.4 | 122.9 | 120.4 | 116.8 |
| | 1996 | 124.1 | 122.5 | 127.2 | 122.1 | 124.8 | 131.8 | 131.5 | 135.8 | 141.1 | 140.0 | 133.7 | 134.5 | 130.8 |
| P703007 | 1997 | 141.6 | 147.4 | 145.1 | | | | | | | | | | |
| Processed meat - Viande traitée | 1994 | 132.8 | 131.9 | 135.8 | 131.1 | 134.4 | 129.7 | 132.3 | 131.6 | 131.1 | 130.1 | 134.2 | 133.3 | 132.4 |
| | 1995 | 131.9 | 131.6 | 131.8 | 131.3 | 133.1 | 132.6 | 133.8 | 134.0 | 133.7 | 132.7 | 136.8 | 136.5 | 133.3 |
| | 1996 | 138.2 | 138.2 | 138.0 | 138.7 | 138.8 | 140.6 | 142.5 | 147.6 | 149.0 | 152.3 | 151.7 | 152.0 | 144.0 |
| P703009 | 1997 | 147.8 | 148.2 | 148.4 | | | | | | | | | | |
| Fish and other seafood - Poisson et autres produits de la mer | 1994 | 136.9 | 136.4 | 137.6 | 138.5 | 138.5 | 141.2 | 141.0 | 140.8 | 140.4 | 142.4 | 142.7 | 143.6 | 140.0 |
| | 1995 | 144.9 | 144.3 | 144.6 | 144.7 | 145.9 | 144.9 | 145.9 | 145.7 | 146.2 | 145.9 | 144.4 | 143.9 | 145.1 |
| | 1996 | 143.4 | 142.7 | 143.3 | 140.0 | 141.6 | 140.2 | 143.5 | 143.7 | 142.1 | 143.7 | 142.1 | 142.5 | 142.4 |
| P703010 | 1997 | 145.0 | 142.5 | 147.7 | | | | | | | | | | |
| Dairy products - Produits laitiers | 1994 | 125.5 | 125.3 | 124.9 | 125.1 | 125.5 | 125.7 | 125.3 | 125.3 | 124.9 | 125.8 | 123.9 | 125.1 | 125.2 |
| | 1995 | 126.3 | 124.7 | 124.9 | 124.7 | 125.6 | 124.7 | 127.2 | 125.9 | 126.3 | 125.2 | 125.1 | 122.7 | 125.3 |
| | 1996 | 126.3 | 127.4 | 127.2 | 124.6 | 126.5 | 126.9 | 127.0 | 127.8 | 128.8 | 128.8 | 129.2 | 129.6 | 127.5 |
| P703013 | 1997 | 129.9 | 129.9 | 130.2 | | | | | | | | | | |
| Eggs - Oeufs | 1994 | 112.9 | 113.0 | 113.5 | 116.2 | 119.0 | 120.7 | 117.8 | 121.8 | 121.8 | 111.6 | 118.2 | 121.8 | 117.4 |
| | 1995 | 121.1 | 116.1 | 120.4 | 116.1 | 117.8 | 116.2 | 118.6 | 117.8 | 117.4 | 117.8 | 117.8 | 117.8 | 117.9 |
| | 1996 | 117.7 | 118.5 | 118.0 | 117.8 | 118.8 | 129.1 | 133.8 | 133.1 | 133.1 | 126.8 | 133.1 | 135.4 | 126.3 |
| P703017 | 1997 | 133.2 | 135.4 | 135.4 | | | | | | | | | | |
| Bakery and other cereal products - Produits de boulangerie et autres produits céréaliers | 1994 | 132.1 | 134.5 | 135.3 | 135.0 | 133.0 | 135.8 | 137.2 | 139.5 | 137.5 | 139.2 | 136.0 | 138.7 | 136.2 |
| | 1995 | 135.9 | 140.5 | 136.0 | 137.9 | 138.5 | 138.3 | 139.6 | 138.1 | 139.4 | 137.0 | 140.0 | 140.7 | 138.5 |
| | 1996 | 138.9 | 141.7 | 140.8 | 140.6 | 143.5 | 139.2 | 141.6 | 138.5 | 142.4 | 148.7 | 144.5 | 150.6 | 142.6 |
| P703018 | 1997 | 150.2 | 149.5 | 148.0 | | | | | | | | | | |
| Bakery products - Produits de boulangerie | 1994 | 129.2 | 132.4 | 132.3 | 132.0 | 127.5 | 132.7 | 133.0 | 135.4 | 132.2 | 135.6 | 131.9 | 136.0 | 132.5 |
| | 1995 | 131.9 | 137.0 | 135.2 | 133.9 | 133.5 | 135.5 | 135.2 | 132.9 | 135.2 | 134.3 | 138.9 | 141.0 | 135.4 |
| | 1996 | 139.6 | 140.4 | 139.2 | 136.4 | 141.2 | 135.1 | 138.2 | 135.6 | 141.3 | 147.7 | 143.3 | 150.5 | 140.7 |
| P703019 | 1997 | 148.7 | 148.0 | 146.0 | | | | | | | | | | |
| Other cereal grains and cereal products - Autres grains céréaliers et produits céréaliers | 1994 | 137.7 | 138.4 | 141.0 | 140.7 | 144.1 | 141.9 | 145.6 | 147.6 | 148.1 | 146.1 | 144.0 | 143.8 | 143.3 |
| | 1995 | 143.6 | 147.3 | 137.2 | 145.6 | 148.2 | 143.7 | 148.1 | 148.2 | 147.5 | 141.9 | 141.8 | 139.7 | 144.4 |
| | 1996 | 137.0 | 144.1 | 143.9 | 148.9 | 147.9 | 147.0 | 148.0 | 144.1 | 144.5 | 150.2 | 146.6 | 150.6 | 146.1 |
| P703020 | 1997 | 152.7 | 152.1 | 151.6 | | | | | | | | | | |
| Fresh fruit - Fruits frais | 1994 | 115.4 | 111.7 | 114.6 | 116.0 | 121.2 | 120.9 | 122.0 | 136.7 | 119.1 | 121.5 | 115.0 | 106.0 | 118.3 |
| | 1995 | 105.0 | 105.0 | 103.2 | 104.7 | 109.9 | 106.2 | 108.4 | 110.6 | 112.8 | 110.8 | 111.2 | 103.1 | 107.6 |
| | 1996 | 104.1 | 109.9 | 105.5 | 109.6 | 111.8 | 117.2 | 114.8 | 117.5 | 114.8 | 117.3 | 109.6 | 109.6 | 111.8 |
| P703022 | 1997 | 110.0 | 104.9 | 109.2 | | | | | | | | | | |

TABLE - 8 (Continued)

The Consumer Price Indexes Major Components, Selected Sub-groups and Special Aggregates (Not Seasonally Adjusted), 1994-1997, Provinces, Whitehorse and Yellowknife, 1986=100

TABLEAU - 8 (Suite)

Indices des prix à la consommation, composantes principales, sous-groupes et agrégats spéciaux (non désaisonnalisés), 1994-1997, Provinces, Whitehorse et Yellowknife, 1986=100

| | | Indexes - Indices | | | | | | | | | | | | Annual average Moyenne annuelle |
|---|------|-------------------|-------|-------|-------|-------|-------|---------|-------|-------|-------|-------|-------|------------------------------------|
| | | Jan. | Feb. | March | April | May | June | July | Aug. | Sept. | Oct. | Nov. | Dec. | |
| NOVA SCOTIA - NOUVELLE-ÉCOSSE | | Jan. | Fév. | Mars | Avril | Mai | Juin | Juillet | Août | Sept. | Oct. | Nov. | Déc. | |
| Fresh vegetables - Légumes frais P703025 | 1994 | 155.7 | 145.3 | 140.2 | 141.8 | 144.4 | 148.1 | 175.0 | 147.4 | 116.6 | 121.2 | 136.8 | 142.5 | 142.9 |
| | 1995 | 157.3 | 162.5 | 161.8 | 155.5 | 148.0 | 157.9 | 166.8 | 108.9 | 94.6 | 104.5 | 111.9 | 119.8 | 137.5 |
| | 1996 | 118.2 | 114.3 | 119.6 | 139.7 | 132.7 | 131.4 | 133.2 | 124.2 | 96.9 | 96.5 | 116.8 | 119.1 | 120.2 |
| | 1997 | 120.8 | 134.3 | 123.0 | | | | | | | | | | |
| Non-alcoholic beverages - Boissons non alcoolisées P703031 | 1994 | 91.2 | 91.2 | 87.6 | 90.3 | 86.0 | 84.8 | 78.1 | 81.5 | 75.8 | 81.9 | 75.0 | 68.7 | 82.7 |
| | 1995 | 93.1 | 89.9 | 85.2 | 84.2 | 84.6 | 79.9 | 76.9 | 79.6 | 77.3 | 71.7 | 71.1 | 68.5 | 80.2 |
| | 1996 | 75.3 | 80.5 | 82.7 | 81.7 | 83.5 | 83.0 | 81.0 | 80.1 | 80.7 | 77.5 | 78.2 | 74.6 | 79.9 |
| | 1997 | 80.6 | 84.7 | 83.6 | | | | | | | | | | |
| Food purchased from restaurants - Aliments achetés au restaurant P703032 | 1994 | 140.1 | 140.2 | 140.2 | 140.8 | 141.2 | 141.3 | 142.3 | 142.9 | 143.5 | 143.6 | 143.7 | 143.9 | 142.0 |
| | 1995 | 143.9 | 144.1 | 144.3 | 145.0 | 145.7 | 145.7 | 145.1 | 145.3 | 145.4 | 145.5 | 145.6 | 145.6 | 145.1 |
| | 1996 | 143.8 | 143.9 | 144.1 | 143.8 | 144.1 | 144.6 | 145.2 | 144.9 | 145.3 | 146.3 | 146.6 | 146.7 | 144.9 |
| | 1997 | 145.4 | 145.4 | 146.8 | | | | | | | | | | |
| SHELTER - LOGEMENT P703033 | 1994 | 121.8 | 121.7 | 121.1 | 120.2 | 120.9 | 121.1 | 120.8 | 121.1 | 121.5 | 121.3 | 121.4 | 121.7 | 121.2 |
| | 1995 | 122.0 | 122.1 | 122.7 | 122.8 | 123.1 | 123.1 | 123.3 | 123.2 | 123.5 | 123.0 | 123.0 | 123.1 | 122.9 |
| | 1996 | 124.0 | 124.0 | 124.7 | 125.1 | 125.3 | 125.5 | 125.4 | 125.4 | 125.8 | 126.6 | 127.0 | 127.3 | 125.5 |
| | 1997 | 127.2 | 126.7 | 126.2 | | | | | | | | | | |
| Rented accommodation - Logement en location P703034 | 1994 | 122.0 | 122.2 | 122.3 | 122.1 | 122.7 | 122.8 | 122.9 | 123.0 | 123.1 | 123.0 | 123.1 | 123.3 | 122.7 |
| | 1995 | 123.4 | 123.5 | 123.6 | 123.7 | 123.8 | 123.9 | 123.9 | 124.0 | 124.1 | 124.2 | 124.3 | 124.3 | 123.9 |
| | 1996 | 124.4 | 124.4 | 124.5 | 124.6 | 124.8 | 124.9 | 125.0 | 125.0 | 125.2 | 125.5 | 125.6 | 125.6 | 125.0 |
| | 1997 | 125.7 | 125.8 | 125.8 | | | | | | | | | | |
| Rent - Loyer P703035 | 1994 | 121.6 | 121.9 | 122.0 | 122.0 | 122.4 | 122.5 | 122.6 | 122.7 | 122.8 | 122.9 | 123.0 | 123.2 | 122.5 |
| | 1995 | 123.3 | 123.5 | 123.5 | 123.6 | 123.7 | 123.8 | 123.9 | 123.9 | 124.0 | 124.1 | 124.2 | 124.2 | 123.8 |
| | 1996 | 124.3 | 124.4 | 124.5 | 124.5 | 124.6 | 124.7 | 124.8 | 124.8 | 125.0 | 125.3 | 125.4 | 125.5 | 124.8 |
| | 1997 | 125.5 | 125.7 | 125.7 | | | | | | | | | | |
| Owned accommodation - Logement en propriété P703036 | 1994 | 117.4 | 117.2 | 117.2 | 115.5 | 116.6 | 116.9 | 116.3 | 116.9 | 117.7 | 117.4 | 117.3 | 117.8 | 117.0 |
| | 1995 | 118.3 | 118.5 | 119.0 | 119.4 | 119.8 | 119.8 | 120.2 | 120.1 | 120.5 | 119.7 | 119.7 | 119.9 | 119.6 |
| | 1996 | 120.2 | 120.1 | 119.6 | 119.9 | 120.1 | 120.3 | 120.2 | 120.2 | 120.5 | 120.4 | 120.0 | 119.8 | 120.1 |
| | 1997 | 119.6 | 119.0 | 119.2 | | | | | | | | | | |
| Replacement cost - Coût de remplacement P703037 | 1994 | 118.3 | 118.3 | 118.3 | 118.3 | 118.3 | 119.1 | 119.1 | 119.9 | 121.5 | 121.5 | 122.0 | 122.5 | 119.8 |
| | 1995 | 122.7 | 122.8 | 123.0 | 123.2 | 123.2 | 123.7 | 123.6 | 123.6 | 124.6 | 124.6 | 124.6 | 124.9 | 123.7 |
| | 1996 | 124.9 | 125.0 | 124.8 | 124.2 | 124.6 | 124.9 | 125.4 | 125.7 | 125.5 | 125.4 | 125.1 | 125.1 | 125.1 |
| | 1997 | 125.1 | 124.1 | 124.6 | | | | | | | | | | |
| Homeowners' insurance premiums - Primes d'assurance de propriétaire P703039 | 1994 | 113.7 | 113.6 | 113.6 | 113.6 | 113.6 | 113.6 | 114.4 | 114.4 | 115.8 | 117.1 | 117.1 | 117.5 | 114.8 |
| | 1995 | 119.8 | 119.9 | 120.0 | 120.2 | 120.3 | 120.1 | 120.4 | 120.1 | 120.8 | 120.9 | 120.9 | 121.1 | 120.4 |
| | 1996 | 121.0 | 120.7 | 120.6 | 120.5 | 120.6 | 120.8 | 121.3 | 121.3 | 126.9 | 126.7 | 126.9 | 126.5 | 122.8 |
| | 1997 | 126.4 | 125.7 | 126.3 | | | | | | | | | | |
| Homeowners' maintenance and repairs - Entretien et réparations par le propriétaire P703040 | 1994 | 111.8 | 113.2 | 116.5 | 105.4 | 114.1 | 114.9 | 109.6 | 111.1 | 112.1 | 106.9 | 104.7 | 105.8 | 110.5 |
| | 1995 | 105.8 | 104.6 | 106.0 | 106.9 | 108.5 | 106.9 | 110.4 | 110.3 | 110.8 | 106.1 | 105.6 | 105.8 | 107.3 |
| | 1996 | 109.9 | 110.0 | 107.2 | 112.3 | 112.9 | 115.2 | 114.1 | 114.7 | 116.2 | 115.7 | 114.4 | 115.5 | 113.2 |
| | 1997 | 116.2 | 115.2 | 116.2 | | | | | | | | | | |
| Water, fuel and electricity - Eau, combustible et électricité P703041 | 1994 | 129.3 | 129.1 | 126.3 | 126.5 | 126.5 | 126.5 | 126.2 | 126.2 | 126.2 | 126.2 | 126.5 | 126.4 | 126.8 |
| | 1995 | 126.4 | 126.4 | 127.5 | 127.1 | 127.1 | 127.1 | 127.1 | 127.1 | 127.1 | 126.4 | 126.7 | 126.8 | 126.9 |
| | 1996 | 129.5 | 129.9 | 134.1 | 134.7 | 135.1 | 135.1 | 135.1 | 135.1 | 135.9 | 139.1 | 141.8 | 143.3 | 135.7 |
| | 1997 | 143.5 | 142.3 | 139.9 | | | | | | | | | | |
| Electricity - Électricité P703042 | 1994 | 140.7 | 140.7 | 140.7 | 140.7 | 140.7 | 140.7 | 140.7 | 140.7 | 140.7 | 140.7 | 140.7 | 140.7 | 140.7 |
| | 1995 | 140.7 | 140.7 | 140.7 | 140.7 | 140.7 | 140.7 | 140.7 | 140.7 | 140.7 | 140.7 | 140.7 | 140.7 | 140.7 |
| | 1996 | 140.7 | 140.7 | 147.3 | 147.3 | 147.3 | 147.3 | 147.3 | 147.3 | 147.3 | 147.3 | 147.3 | 147.3 | 146.2 |
| | 1997 | 147.3 | 147.3 | 147.3 | | | | | | | | | | |
| Piped gas - Gaz | 1994 | ... | ... | ... | ... | ... | ... | ... | ... | ... | ... | ... | ... | ... |
| | 1995 | ... | ... | ... | ... | ... | ... | ... | ... | ... | ... | ... | ... | ... |
| | 1996 | ... | ... | ... | ... | ... | ... | ... | ... | ... | ... | ... | ... | ... |
| | 1997 | ... | ... | ... | ... | ... | ... | ... | ... | ... | ... | ... | ... | ... |
| Fuel oil and other fuel - Mazout et autres combustibles P703045 | 1994 | 113.3 | 113.1 | 106.9 | 106.9 | 106.9 | 106.9 | 106.9 | 106.9 | 106.9 | 106.9 | 106.9 | 106.9 | 108.0 |
| | 1995 | 106.9 | 106.9 | 109.8 | 108.5 | 108.5 | 108.5 | 108.5 | 108.5 | 108.5 | 106.8 | 106.8 | 107.1 | 107.9 |
| | 1996 | 113.8 | 114.7 | 116.4 | 118.0 | 118.8 | 118.8 | 118.8 | 118.8 | 120.8 | 129.0 | 135.6 | 139.4 | 121.9 |
| | 1997 | 139.7 | 136.7 | 130.7 | | | | | | | | | | |

TABLE - 8 (Continued)

The Consumer Price Indexes Major Components, Selected Sub-groups and Special Aggregates (Not Seasonally Adjusted), 1994-1997, Provinces, Whitehorse and Yellowknife, 1986=100

TABLEAU - 8 (Suite)

Indices des prix à la consommation, composantes principales, sous-groupes et agrégats spéciaux (non désaisonnalisés), 1994-1997, Provinces, Whitehorse et Yellowknife, 1986=100

| | | Indexes - Indices | | | | | | | | | | | | Annual average |
|--|------|-------------------|-------|-------|-------|-------|-------|---------|-------|-------|-------|-------|-------|------------------|
| | | Jan. | Feb. | March | April | May | June | July | Aug. | Sept. | Oct. | Nov. | Dec. | |
| NOVA SCOTIA - NOUVELLE-ÉCOSSE | | Jan. | Fév. | Mars | Avril | Mai | Juin | Juillet | Août | Sept. | Oct. | Nov. | Déc. | Moyenne annuelle |
| HOUSEHOLD OPERATIONS AND FURNISHINGS - DÉPENSES ET ÉQUIPEMENT DU MÉNAGE P703046 | 1994 | 117.1 | 117.3 | 117.8 | 118.4 | 118.8 | 119.1 | 118.5 | 118.4 | 118.8 | 119.5 | 119.7 | 118.8 | 118.5 |
| | 1995 | 119.5 | 119.5 | 119.7 | 119.7 | 121.3 | 120.1 | 120.4 | 120.6 | 121.5 | 121.3 | 121.4 | 119.8 | 120.4 |
| | 1996 | 120.0 | 120.6 | 121.2 | 121.9 | 123.5 | 123.7 | 123.8 | 123.7 | 124.5 | 123.5 | 123.1 | 123.1 | 122.7 |
| | 1997 | 123.0 | 123.3 | 124.6 | | | | | | | | | | |
| Household operations - Dépenses du ménage P703047 | 1994 | 121.9 | 122.5 | 122.7 | 123.1 | 123.9 | 124.1 | 123.7 | 123.5 | 122.8 | 123.0 | 123.0 | 122.6 | 123.1 |
| | 1995 | 123.4 | 124.6 | 124.5 | 124.3 | 127.1 | 127.0 | 127.5 | 127.9 | 128.0 | 128.0 | 127.4 | 126.2 | 126.3 |
| | 1996 | 126.5 | 127.6 | 127.9 | 127.7 | 129.9 | 129.8 | 130.0 | 130.2 | 130.8 | 130.2 | 130.1 | 130.3 | 129.3 |
| | 1997 | 130.4 | 129.8 | 130.7 | | | | | | | | | | |
| Telephone services - Services téléphoniques P703049 | 1994 | 91.1 | 91.1 | 90.0 | 90.0 | 95.1 | 95.1 | 95.1 | 95.1 | 95.1 | 95.1 | 95.1 | 95.1 | 93.6 |
| | 1995 | 95.1 | 95.1 | 95.1 | 95.1 | 100.6 | 100.6 | 100.6 | 100.6 | 100.6 | 100.3 | 100.3 | 100.3 | 98.7 |
| | 1996 | 100.3 | 100.3 | 100.3 | 100.3 | 105.4 | 105.4 | 105.4 | 105.4 | 105.4 | 105.4 | 105.4 | 105.4 | 103.7 |
| | 1997 | 105.4 | 103.5 | 103.5 | | | | | | | | | | |
| Household furnishings - Équipement du ménage P703054 | 1994 | 110.7 | 110.4 | 111.2 | 112.1 | 112.1 | 112.3 | 111.6 | 111.5 | 113.5 | 114.9 | 115.3 | 113.8 | 112.5 |
| | 1995 | 114.3 | 112.5 | 113.2 | 113.5 | 113.0 | 110.1 | 110.1 | 109.9 | 112.2 | 111.7 | 112.9 | 110.7 | 112.0 |
| | 1996 | 110.8 | 110.4 | 111.5 | 113.8 | 114.2 | 115.0 | 115.0 | 114.3 | 115.6 | 113.8 | 113.0 | 112.8 | 113.4 |
| | 1997 | 112.1 | 114.0 | 116.1 | | | | | | | | | | |
| CLOTHING AND FOOTWEAR - HABILLEMENT ET CHAUSSURES P703061 | 1994 | 127.6 | 130.5 | 132.0 | 131.4 | 129.1 | 129.2 | 128.7 | 130.7 | 129.9 | 129.5 | 129.2 | 128.4 | 129.7 |
| | 1995 | 125.6 | 130.3 | 131.1 | 131.7 | 131.4 | 128.4 | 127.9 | 128.4 | 130.9 | 130.8 | 130.2 | 123.0 | 129.1 |
| | 1996 | 127.6 | 127.0 | 130.3 | 130.8 | 133.5 | 129.1 | 125.8 | 128.2 | 131.2 | 133.2 | 131.9 | 129.6 | 129.9 |
| | 1997 | 128.7 | 131.1 | 136.2 | | | | | | | | | | |
| Clothing - Habillement P703062 | 1994 | 127.2 | 131.0 | 132.1 | 131.5 | 129.2 | 129.0 | 128.4 | 130.7 | 130.2 | 129.5 | 129.1 | 128.0 | 129.7 |
| | 1995 | 124.5 | 130.2 | 131.9 | 133.3 | 132.7 | 128.5 | 128.0 | 129.0 | 131.5 | 131.6 | 130.4 | 123.2 | 129.6 |
| | 1996 | 128.7 | 127.8 | 130.9 | 130.8 | 134.5 | 129.4 | 125.7 | 130.1 | 133.1 | 133.9 | 131.7 | 128.3 | 130.4 |
| | 1997 | 130.1 | 133.6 | 139.1 | | | | | | | | | | |
| Women's clothing - Vêtements pour femmes P703063 | 1994 | 128.2 | 132.2 | 132.4 | 131.7 | 129.0 | 128.4 | 128.8 | 131.6 | 131.4 | 130.2 | 129.6 | 128.1 | 130.1 |
| | 1995 | 122.6 | 130.0 | 132.6 | 132.9 | 133.4 | 128.8 | 127.7 | 128.3 | 132.6 | 131.5 | 129.8 | 119.2 | 129.1 |
| | 1996 | 126.9 | 125.6 | 129.8 | 129.4 | 130.6 | 124.0 | 119.2 | 127.4 | 133.2 | 132.1 | 129.5 | 127.1 | 127.9 |
| | 1997 | 125.3 | 131.5 | 139.0 | | | | | | | | | | |
| Men's clothing - Vêtements pour hommes P703064 | 1994 | 124.9 | 129.1 | 131.2 | 131.6 | 129.7 | 129.4 | 127.1 | 130.0 | 129.2 | 129.1 | 128.5 | 128.0 | 129.0 |
| | 1995 | 127.2 | 132.4 | 131.0 | 134.6 | 132.6 | 128.3 | 131.2 | 132.3 | 133.4 | 132.8 | 132.4 | 131.0 | 131.6 |
| | 1996 | 129.0 | 127.7 | 131.9 | 134.0 | 138.9 | 137.0 | 134.8 | 136.2 | 135.6 | 136.6 | 136.6 | 131.4 | 134.1 |
| | 1997 | 135.0 | 136.4 | 140.1 | | | | | | | | | | |
| Footwear - Chaussures P703066 | 1994 | 118.9 | 119.4 | 125.1 | 124.9 | 123.3 | 122.0 | 120.2 | 123.0 | 122.1 | 123.9 | 124.4 | 123.9 | 122.6 |
| | 1995 | 122.1 | 126.2 | 123.3 | 121.3 | 121.2 | 120.0 | 119.3 | 118.3 | 120.9 | 120.3 | 123.8 | 112.8 | 120.8 |
| | 1996 | 117.2 | 115.1 | 119.3 | 122.8 | 123.0 | 116.9 | 113.2 | 108.1 | 114.2 | 122.9 | 123.7 | 124.7 | 118.4 |
| | 1997 | 111.3 | 111.2 | 119.4 | | | | | | | | | | |
| TRANSPORTATION - TRANSPORTS P703069 | 1994 | 124.8 | 124.8 | 125.7 | 125.6 | 126.7 | 126.6 | 128.2 | 128.5 | 129.5 | 128.5 | 131.7 | 131.9 | 127.7 |
| | 1995 | 131.8 | 132.0 | 134.2 | 133.6 | 135.6 | 135.8 | 136.1 | 134.5 | 133.3 | 134.2 | 135.5 | 135.5 | 134.3 |
| | 1996 | 135.4 | 134.0 | 132.4 | 134.4 | 140.3 | 139.5 | 134.8 | 135.7 | 136.1 | 137.4 | 141.7 | 142.1 | 137.0 |
| | 1997 | 140.9 | 140.0 | 140.2 | | | | | | | | | | |
| Private transportation - Transport privé P703070 | 1994 | 124.0 | 123.7 | 124.8 | 124.5 | 126.0 | 125.7 | 126.4 | 126.8 | 128.1 | 127.2 | 130.7 | 130.3 | 126.5 |
| | 1995 | 130.6 | 130.7 | 133.0 | 132.6 | 134.6 | 134.7 | 134.7 | 133.0 | 132.1 | 133.1 | 134.5 | 134.2 | 133.2 |
| | 1996 | 134.3 | 132.8 | 130.6 | 132.8 | 138.9 | 138.1 | 132.9 | 133.8 | 134.4 | 135.9 | 140.3 | 140.2 | 135.4 |
| | 1997 | 138.9 | 138.5 | 138.2 | | | | | | | | | | |
| Purchase of automotive vehicles - Achat de véhicules automobiles P703072 | 1994 | 128.6 | 129.0 | 128.8 | 128.5 | 128.5 | 128.5 | 129.0 | 129.0 | 129.0 | 129.0 | 134.2 | 134.2 | 129.7 |
| | 1995 | 136.4 | 136.5 | 136.5 | 136.8 | 136.8 | 137.0 | 137.1 | 137.1 | 137.1 | 137.1 | 141.4 | 141.4 | 137.6 |
| | 1996 | 142.9 | 142.9 | 142.4 | 143.1 | 143.1 | 143.1 | 142.3 | 142.3 | 142.3 | 142.3 | 149.6 | 149.6 | 143.8 |
| | 1997 | 147.9 | 147.6 | 147.6 | | | | | | | | | | |
| Operation of automotive vehicles - Utilisation de véhicules automobiles P703073 | 1994 | 120.3 | 119.0 | 120.2 | 119.7 | 123.3 | 123.4 | 124.3 | 125.2 | 126.8 | 124.7 | 126.4 | 125.7 | 123.3 |
| | 1995 | 124.9 | 125.1 | 128.5 | 127.6 | 130.9 | 130.5 | 130.5 | 127.9 | 125.7 | 127.3 | 127.2 | 127.2 | 127.8 |
| | 1996 | 126.6 | 124.2 | 121.6 | 124.6 | 134.3 | 132.5 | 124.7 | 126.1 | 127.4 | 129.7 | 132.6 | 132.4 | 128.1 |
| | 1997 | 131.4 | 130.9 | 130.6 | | | | | | | | | | |
| Gasoline - Essence P703074 | 1994 | 102.7 | 100.2 | 102.4 | 101.4 | 108.6 | 108.7 | 110.3 | 111.4 | 114.5 | 110.4 | 112.2 | 110.9 | 107.8 |
| | 1995 | 109.0 | 108.3 | 114.5 | 112.7 | 118.2 | 117.5 | 117.0 | 111.5 | 107.1 | 110.3 | 110.4 | 110.6 | 112.3 |
| | 1996 | 109.2 | 104.0 | 98.1 | 103.4 | 123.2 | 119.2 | 103.2 | 106.0 | 108.6 | 113.3 | 118.4 | 118.0 | 110.4 |
| | 1997 | 115.7 | 114.6 | 114.0 | | | | | | | | | | |

TABLE - 8 (Continued)

The Consumer Price Indexes Major Components, Selected Sub-groups and Special Aggregates (Not Seasonally Adjusted), 1994-1997, Provinces, Whitehorse and Yellowknife, 1986=100

TABLEAU - 8 (Suite)

Indices des prix à la consommation, composantes principales, sous-groupes et agrégats spéciaux (non désaisonnalisés), 1994-1997, Provinces, Whitehorse et Yellowknife, 1986=100

| | | Indexes - Indices | | | | | | | | | | | | Annual average |
|---|------|-------------------|-------|-------|-------|-------|-------|---------|-------|-------|-------|-------|-------|------------------|
| | | Jan. | Feb. | March | April | May | June | July | Aug. | Sept. | Oct. | Nov. | Dec. | |
| NOVA SCOTIA - NOUVELLE-ÉCOSSE | | Jan. | Fév. | Mars | Avril | Mai | Juin | Juillet | Août | Sept. | Oct. | Nov. | Déc. | Moyenne annuelle |
| Automotive vehicle parts, maintenance and repairs - Pièces, entretien et réparation de véhicules automobiles P703075 | 1994 | 119.1 | 119.1 | 119.1 | 119.2 | 118.8 | 118.8 | 116.9 | 117.5 | 117.5 | 117.6 | 120.4 | 120.4 | 118.7 |
| | 1995 | 120.4 | 120.6 | 120.6 | 120.6 | 120.6 | 120.6 | 121.3 | 121.3 | 121.3 | 121.3 | 120.5 | 120.5 | 120.8 |
| | 1996 | 120.5 | 120.7 | 120.7 | 121.8 | 121.8 | 121.8 | 122.5 | 122.5 | 122.5 | 122.5 | 123.9 | 123.9 | 122.1 |
| | 1997 | 124.5 | 124.2 | 124.2 | | | | | | | | | | |
| Other automotive vehicle operating expenses - Autres dépenses d'utilisation des véhicules automobiles P703076 | 1994 | 155.4 | 155.3 | 155.4 | 155.4 | 155.5 | 155.5 | 157.5 | 158.8 | 158.8 | 158.7 | 158.8 | 158.7 | 157.0 |
| | 1995 | 159.1 | 161.3 | 162.7 | 162.7 | 164.7 | 164.9 | 164.9 | 165.5 | 165.5 | 165.5 | 165.5 | 165.3 | 164.0 |
| | 1996 | 165.3 | 166.2 | 167.6 | 167.6 | 167.6 | 167.9 | 167.9 | 167.9 | 167.9 | 168.0 | 168.0 | 168.0 | 167.5 |
| | 1997 | 168.0 | 168.4 | 168.4 | | | | | | | | | | |
| Automotive vehicle insurance premiums - Primes d'assurance de véhicules automobiles P703077 | 1994 | 158.4 | 158.4 | 158.4 | 158.4 | 158.4 | 158.4 | 161.0 | 162.3 | 162.3 | 162.3 | 162.3 | 162.3 | 160.2 |
| | 1995 | 162.3 | 165.1 | 166.8 | 166.8 | 169.4 | 169.6 | 169.6 | 170.4 | 170.4 | 170.4 | 170.4 | 170.4 | 168.5 |
| | 1996 | 170.4 | 171.5 | 173.3 | 173.3 | 173.3 | 173.3 | 173.3 | 173.3 | 173.3 | 173.4 | 173.4 | 173.4 | 172.9 |
| | 1997 | 173.4 | 173.9 | 173.9 | | | | | | | | | | |
| Public transportation -- Transport public P703079 | 1994 | 139.9 | 143.4 | 141.9 | 143.6 | 140.7 | 142.5 | 154.0 | 153.6 | 150.3 | 148.5 | 148.2 | 154.9 | 146.8 |
| | 1995 | 147.9 | 148.2 | 148.8 | 146.0 | 147.0 | 150.3 | 156.9 | 155.4 | 150.1 | 148.6 | 148.2 | 154.3 | 150.1 |
| | 1996 | 150.7 | 151.2 | 158.0 | 158.7 | 158.6 | 158.3 | 163.1 | 164.0 | 161.0 | 158.0 | 160.8 | 170.6 | 159.4 |
| | 1997 | 169.3 | 160.9 | 168.6 | | | | | | | | | | |
| Local and commuter transportation -- Transport local et de banlieue P703080 | 1994 | 152.6 | 152.6 | 152.6 | 152.6 | 152.6 | 152.6 | 158.6 | 158.8 | 158.8 | 158.8 | 158.8 | 158.8 | 155.7 |
| | 1995 | 158.8 | 158.8 | 158.8 | 158.8 | 158.8 | 158.8 | 161.0 | 161.0 | 161.0 | 161.0 | 161.0 | 161.0 | 159.9 |
| | 1996 | 167.0 | 167.0 | 167.0 | 167.0 | 167.0 | 167.0 | 167.1 | 167.1 | 167.1 | 167.1 | 167.1 | 167.1 | 167.1 |
| | 1997 | 167.1 | 167.1 | 167.1 | | | | | | | | | | |
| HEALTH AND PERSONAL CARE -- SANTÉ ET SOINS PERSONNELS P703084 | 1994 | 132.5 | 132.9 | 132.4 | 132.7 | 133.1 | 133.0 | 132.5 | 132.0 | 132.0 | 131.4 | 131.6 | 131.3 | 132.3 |
| | 1995 | 132.5 | 132.3 | 132.0 | 131.9 | 131.9 | 131.0 | 131.0 | 132.6 | 131.4 | 131.4 | 129.3 | 130.7 | 131.5 |
| | 1996 | 131.4 | 130.9 | 132.0 | 131.9 | 132.4 | 132.3 | 132.6 | 132.8 | 131.9 | 133.2 | 133.0 | 132.6 | 132.3 |
| | 1997 | 133.6 | 134.1 | 134.4 | | | | | | | | | | |
| Health care -- Soins de santé P703085 | 1994 | 136.6 | 136.6 | 136.4 | 137.3 | 137.6 | 137.2 | 137.1 | 136.9 | 136.9 | 137.0 | 137.9 | 137.3 | 137.1 |
| | 1995 | 137.7 | 137.5 | 137.2 | 138.1 | 138.2 | 137.9 | 137.8 | 138.1 | 138.0 | 138.5 | 136.7 | 137.4 | 137.8 |
| | 1996 | 137.4 | 137.5 | 137.9 | 139.1 | 139.2 | 139.0 | 139.1 | 139.1 | 138.6 | 138.0 | 138.4 | 138.4 | 138.5 |
| | 1997 | 138.1 | 138.0 | 138.3 | | | | | | | | | | |
| Medicinal and pharmaceutical products -- Médicaments et produits pharmaceutiques P703087 | 1994 | 153.4 | 153.3 | 151.8 | 151.9 | 153.0 | 152.0 | 151.0 | 150.3 | 149.3 | 149.9 | 151.5 | 149.9 | 151.4 |
| | 1995 | 151.0 | 150.3 | 150.0 | 150.4 | 150.8 | 150.6 | 150.0 | 150.8 | 150.0 | 150.8 | 147.8 | 150.3 | 150.2 |
| | 1996 | 150.0 | 150.1 | 149.2 | 150.1 | 150.2 | 150.8 | 151.2 | 151.0 | 150.4 | 149.4 | 149.2 | 149.0 | 150.1 |
| | 1997 | 148.4 | 148.4 | 148.9 | | | | | | | | | | |
| Prescribed medicines -- Médicaments prescrits P703088 | 1994 | 138.9 | 138.1 | 138.0 | 138.0 | 138.0 | 138.1 | 138.1 | 137.5 | 137.1 | 135.9 | 136.4 | 136.4 | 137.5 |
| | 1995 | 136.5 | 136.4 | 136.4 | 136.4 | 136.4 | 136.4 | 136.4 | 136.8 | 135.8 | 136.8 | 136.9 | 136.9 | 136.5 |
| | 1996 | 136.8 | 136.8 | 136.7 | 136.6 | 136.3 | 136.3 | 136.3 | 135.8 | 135.7 | 135.4 | 135.4 | 135.4 | 136.1 |
| | 1997 | 135.4 | 135.2 | 135.2 | | | | | | | | | | |
| Non-prescribed medicines -- Médicaments non prescrits P703089 | 1994 | 182.0 | 183.4 | 179.1 | 179.4 | 182.5 | 179.4 | 176.7 | 175.8 | 173.5 | 177.5 | 181.5 | 176.7 | 179.0 |
| | 1995 | 180.4 | 178.2 | 177.1 | 178.3 | 179.9 | 179.0 | 176.9 | 178.8 | 178.6 | 178.7 | 168.4 | 176.9 | 177.6 |
| | 1996 | 176.0 | 176.5 | 173.4 | 177.1 | 177.8 | 179.8 | 181.4 | 182.2 | 180.2 | 177.3 | 176.7 | 175.9 | 177.9 |
| | 1997 | 173.8 | 174.7 | 176.2 | | | | | | | | | | |
| Personal care -- Soins personnels P703091 | 1994 | 129.8 | 130.5 | 129.8 | 129.8 | 130.3 | 130.4 | 129.6 | 129.0 | 129.0 | 128.0 | 127.9 | 127.6 | 129.3 |
| | 1995 | 129.3 | 129.1 | 128.8 | 128.1 | 128.1 | 126.8 | 126.8 | 129.2 | 127.3 | 127.1 | 124.7 | 126.5 | 127.7 |
| | 1996 | 127.6 | 126.8 | 128.4 | 127.5 | 128.2 | 128.1 | 128.7 | 128.9 | 127.8 | 130.2 | 129.7 | 129.1 | 128.4 |
| | 1997 | 130.9 | 131.7 | 131.9 | | | | | | | | | | |
| RECREATION, EDUCATION AND READING -- LOISIRS, FORMATION ET LECTURE P703094 | 1994 | 131.6 | 131.6 | 132.5 | 132.9 | 132.9 | 132.9 | 134.0 | 133.9 | 135.8 | 135.6 | 135.7 | 135.1 | 133.7 |
| | 1995 | 133.7 | 134.6 | 135.9 | 135.8 | 137.3 | 137.2 | 139.1 | 139.1 | 140.3 | 140.0 | 140.1 | 138.0 | 137.6 |
| | 1996 | 137.9 | 138.4 | 139.5 | 140.3 | 141.8 | 141.4 | 143.3 | 143.2 | 143.8 | 144.6 | 143.3 | 142.6 | 141.7 |
| | 1997 | 141.8 | 143.3 | 144.4 | | | | | | | | | | |
| Recreation -- Loisirs P703095 | 1994 | 122.0 | 122.0 | 123.2 | 123.5 | 123.6 | 123.4 | 124.7 | 124.6 | 124.8 | 124.2 | 124.4 | 123.2 | 123.6 |
| | 1995 | 121.2 | 122.2 | 123.5 | 123.3 | 125.1 | 124.9 | 127.1 | 127.0 | 127.0 | 126.5 | 126.6 | 124.1 | 124.9 |
| | 1996 | 123.5 | 124.1 | 125.3 | 126.2 | 128.0 | 127.5 | 129.7 | 129.6 | 128.6 | 129.5 | 128.0 | 126.9 | 127.2 |
| | 1997 | 125.9 | 127.7 | 129.0 | | | | | | | | | | |
| Education and reading -- Formation et lecture P703103 | 1994 | 160.1 | 160.4 | 160.7 | 161.0 | 161.0 | 161.3 | 161.5 | 161.5 | 169.2 | 169.6 | 169.6 | 170.3 | 163.9 |
| | 1995 | 172.3 | 172.3 | 173.3 | 173.7 | 173.7 | 174.2 | 174.4 | 174.4 | 181.4 | 182.4 | 182.4 | 182.0 | 176.4 |
| | 1996 | 184.6 | 184.6 | 185.0 | 185.0 | 185.0 | 185.3 | 185.3 | 185.3 | 193.7 | 193.9 | 193.9 | 194.6 | 188.0 |
| | 1997 | 195.0 | 195.0 | 195.0 | | | | | | | | | | |

TABLE - 8 (Continued)

The Consumer Price Indexes Major Components, Selected Sub-groups and Special Aggregates (Not Seasonally Adjusted), 1994-1997, Provinces, Whitehorse and Yellowknife, 1986=100

TABLEAU - 8 (Suite)

Indices des prix à la consommation, composantes principales, sous-groupes et agrégats spéciaux (non désaisonnalisés), 1994-1997, Provinces, Whitehorse et Yellowknife, 1986=100

| | | Indexes - Indices | | | | | | | | | | | | Annual average |
|--|------|-------------------|-------|-------|-------|-------|-------|---------|-------|-------|-------|-------|-------|------------------|
| | | Jan. | Feb. | March | April | May | June | July | Aug. | Sept. | Oct. | Nov. | Dec. | |
| NOVA SCOTIA - NOUVELLE-ÉCOSSE | | Jan. | Fév. | Mars | Avril | Mai | Juin | Juillet | Août | Sept. | Oct. | Nov. | Déc. | Moyenne annuelle |
| ALCOHOLIC BEVERAGES AND TOBACCO PRODUCTS - BOISSONS ALCOOLISÉES ET PRODUITS DU TABAC P703107 | 1994 | 178.0 | 167.4 | 167.3 | 152.5 | 148.7 | 146.6 | 146.3 | 145.8 | 145.5 | 145.5 | 145.6 | 145.6 | 152.9 |
| | 1995 | 145.5 | 145.5 | 145.7 | 145.7 | 146.5 | 147.1 | 147.2 | 146.6 | 146.7 | 146.5 | 146.6 | 147.3 | 146.4 |
| | 1996 | 147.3 | 147.7 | 147.5 | 147.6 | 147.9 | 148.2 | 148.2 | 148.2 | 147.9 | 148.2 | 148.2 | 151.2 | 148.2 |
| | 1997 | 151.4 | 151.8 | 151.9 | | | | | | | | | | |
| Alcoholic beverages - Boissons alcoolisées P703108 | 1994 | 138.3 | 138.3 | 138.4 | 138.4 | 135.9 | 135.4 | 135.4 | 135.4 | 135.1 | 135.5 | 135.6 | 135.5 | 136.4 |
| | 1995 | 135.8 | 135.8 | 135.9 | 135.8 | 136.1 | 136.8 | 137.1 | 136.1 | 136.2 | 136.0 | 136.0 | 135.7 | 136.1 |
| | 1996 | 135.8 | 136.5 | 136.8 | 136.7 | 137.1 | 137.3 | 137.3 | 137.2 | 137.1 | 137.2 | 137.2 | 136.8 | 136.9 |
| | 1997 | 137.4 | 137.4 | 137.5 | | | | | | | | | | |
| Alcoholic beverages purchased from stores - Boissons alcoolisées achetées au magasin P703110 | 1994 | 136.6 | 136.3 | 136.4 | 136.4 | 135.9 | 135.1 | 135.1 | 135.0 | 134.6 | 135.1 | 135.2 | 135.0 | 135.6 |
| | 1995 | 135.4 | 135.3 | 135.3 | 135.2 | 135.1 | 136.3 | 136.6 | 136.0 | 136.1 | 135.7 | 135.7 | 135.4 | 135.7 |
| | 1996 | 135.6 | 136.6 | 136.8 | 136.8 | 136.7 | 137.0 | 136.9 | 137.0 | 136.9 | 137.0 | 137.0 | 136.4 | 136.7 |
| | 1997 | 137.3 | 137.3 | 137.4 | | | | | | | | | | |
| Tobacco products and smokers' supplies - Produit du tabac et articles pour fumeurs P703114 | 1994 | 244.1 | 215.3 | 214.8 | 174.8 | 168.9 | 164.1 | 163.4 | 162.0 | 161.5 | 161.0 | 161.0 | 161.1 | 179.3 |
| | 1995 | 160.2 | 160.4 | 160.8 | 161.0 | 162.7 | 162.8 | 162.8 | 162.8 | 162.8 | 162.6 | 162.9 | 165.3 | 162.3 |
| | 1996 | 165.1 | 165.1 | 164.2 | 164.3 | 164.5 | 164.9 | 164.9 | 165.2 | 164.6 | 165.2 | 165.2 | 174.3 | 165.6 |
| | 1997 | 173.5 | 174.8 | 174.8 | | | | | | | | | | |
| SELECTED SPECIAL AGGREGATES - CERTAINS AGRÉGATS SPÉCIAUX | | | | | | | | | | | | | | |
| All-items excluding food - Ensemble sans les aliments P703126 | 1994 | 128.6 | 128.0 | 128.4 | 127.0 | 127.1 | 127.0 | 127.1 | 127.4 | 128.0 | 127.7 | 128.5 | 128.3 | 127.8 |
| | 1995 | 128.1 | 128.7 | 129.6 | 129.6 | 130.5 | 130.1 | 130.4 | 130.2 | 130.5 | 130.4 | 130.6 | 129.6 | 129.9 |
| | 1996 | 130.3 | 130.2 | 130.6 | 131.4 | 133.3 | 132.8 | 131.9 | 132.2 | 132.8 | 133.5 | 134.2 | 134.3 | 132.3 |
| | 1997 | 133.9 | 134.0 | 134.7 | | | | | | | | | | |
| All-items excluding food and energy - Ensemble sans les aliments et l'énergie P703127 | 1994 | 130.1 | 129.7 | 130.1 | 128.7 | 128.3 | 128.2 | 128.3 | 128.6 | 129.1 | 128.9 | 129.7 | 129.6 | 129.1 |
| | 1995 | 129.5 | 130.3 | 130.7 | 130.9 | 131.5 | 131.1 | 131.6 | 131.7 | 132.3 | 132.1 | 132.3 | 131.2 | 131.3 |
| | 1996 | 131.8 | 131.9 | 132.5 | 133.0 | 133.8 | 133.5 | 133.5 | 133.7 | 134.2 | 134.3 | 134.6 | 134.5 | 133.4 |
| | 1997 | 134.2 | 134.5 | 135.5 | | | | | | | | | | |
| All-items excluding energy - Ensemble sans l'énergie P703129 | 1994 | 130.0 | 129.6 | 130.0 | 129.0 | 128.7 | 128.8 | 129.2 | 129.6 | 129.5 | 129.6 | 129.8 | 129.6 | 129.5 |
| | 1995 | 130.0 | 130.7 | 130.8 | 131.0 | 131.6 | 131.3 | 131.8 | 131.3 | 131.8 | 131.4 | 131.7 | 130.7 | 131.2 |
| | 1996 | 131.4 | 131.8 | 132.2 | 132.8 | 133.4 | 133.3 | 133.5 | 133.7 | 133.9 | 134.3 | 134.4 | 134.6 | 133.3 |
| | 1997 | 134.5 | 134.9 | 135.6 | | | | | | | | | | |
| Energy - Énergie P703130 | 1994 | 117.2 | 116.0 | 115.2 | 114.8 | 117.8 | 117.8 | 118.5 | 118.9 | 120.2 | 118.5 | 119.3 | 118.6 | 117.7 |
| | 1995 | 117.8 | 117.4 | 120.9 | 119.7 | 122.2 | 121.9 | 121.6 | 119.2 | 117.3 | 118.3 | 118.4 | 118.5 | 119.4 |
| | 1996 | 119.5 | 117.4 | 117.2 | 119.9 | 128.8 | 127.1 | 120.0 | 121.3 | 122.9 | 126.8 | 130.6 | 131.3 | 123.6 |
| | 1997 | 130.4 | 129.2 | 127.6 | | | | | | | | | | |
| All-items excluding shelter - Ensemble sans le logement P703135 | 1994 | 131.2 | 130.5 | 131.2 | 130.2 | 130.0 | 130.1 | 130.8 | 131.2 | 131.1 | 131.0 | 131.3 | 130.9 | 130.8 |
| | 1995 | 131.1 | 131.9 | 132.4 | 132.4 | 133.4 | 133.0 | 133.5 | 132.5 | 132.7 | 132.6 | 132.9 | 131.7 | 132.5 |
| | 1996 | 132.4 | 132.5 | 132.8 | 133.7 | 135.8 | 135.3 | 134.5 | 135.0 | 135.3 | 136.1 | 136.6 | 136.9 | 134.7 |
| | 1997 | 136.7 | 137.1 | 137.9 | | | | | | | | | | |
| All-items excluding alcoholic beverages and tobacco products - Ensemble sans les boissons alcoolisées et les produits du tabac P703132 | 1994 | 125.4 | 125.6 | 125.9 | 125.9 | 126.2 | 126.4 | 126.9 | 127.4 | 127.4 | 127.3 | 127.5 | 127.3 | 126.6 |
| | 1995 | 127.5 | 128.2 | 128.7 | 128.7 | 129.5 | 129.2 | 129.6 | 128.9 | 129.1 | 128.9 | 129.2 | 128.2 | 128.8 |
| | 1996 | 129.0 | 129.1 | 129.5 | 130.3 | 132.0 | 131.6 | 131.0 | 131.3 | 131.7 | 132.6 | 133.0 | 133.2 | 131.2 |
| | 1997 | 133.0 | 133.1 | 133.6 | | | | | | | | | | |
| All-items excluding tobacco products - Ensemble sans les produits du tabac P703134 | 1994 | 125.9 | 126.0 | 126.4 | 126.4 | 126.5 | 126.8 | 127.2 | 127.6 | 127.7 | 127.6 | 127.8 | 127.6 | 127.0 |
| | 1995 | 127.8 | 128.5 | 129.0 | 129.0 | 129.8 | 129.5 | 129.9 | 129.2 | 129.4 | 129.1 | 129.4 | 128.5 | 129.1 |
| | 1996 | 129.3 | 129.4 | 129.8 | 130.5 | 132.2 | 131.8 | 131.2 | 131.6 | 131.9 | 132.7 | 133.2 | 133.3 | 131.4 |
| | 1997 | 133.2 | 133.3 | 133.8 | | | | | | | | | | |
| All-items (1981=100) - Ensemble (1981=100) P703137 | 1994 | 168.9 | 168.2 | 168.7 | 167.4 | 167.4 | 167.5 | 168.1 | 168.6 | 168.7 | 168.6 | 168.9 | 168.6 | 168.3 |
| | 1995 | 168.9 | 169.8 | 170.3 | 170.4 | 171.5 | 171.1 | 171.6 | 170.7 | 171.0 | 170.7 | 171.0 | 169.9 | 170.6 |
| | 1996 | 170.8 | 171.0 | 171.5 | 172.5 | 174.6 | 174.1 | 173.3 | 173.8 | 174.2 | 175.3 | 175.9 | 176.3 | 173.6 |
| | 1997 | 176.1 | 176.3 | 177.0 | | | | | | | | | | |

TABLE - 8 (Continued)

The Consumer Price Indexes Major Components, Selected Sub-groups and Special Aggregates (Not Seasonally Adjusted), 1994-1997, Provinces, Whitehorse and Yellowknife, 1986=100

TABLEAU - 8 (Suite)

Indices des prix à la consommation, composantes principales, sous-groupes et agrégats spéciaux (non désaisonnalisés), 1994-1997, Provinces, Whitehorse et Yellowknife, 1986=100

| | | Indexes - Indices | | | | | | | | | | | | Annual average Moyenne annuelle |
|---|------|-------------------|-------|-------|-------|-------|-------|---------|-------|-------|-------|-------|-------|------------------------------------|
| | | Jan. | Feb. | March | April | May | June | July | Aug. | Sept. | Oct. | Nov. | Dec. | |
| NEW BRUNSWICK - NOUVEAU-BRUNSWICK | | Jan. | Fév. | Mars | Avril | Mai | Juin | Juillet | Août | Sept. | Oct. | Nov. | Déc. | |
| ALL-ITEMS - ENSEMBLE | 1994 | 127.8 | 126.5 | 126.5 | 126.3 | 126.7 | 126.7 | 127.5 | 127.8 | 127.6 | 127.9 | 128.1 | 127.8 | 127.3 |
| | 1995 | 128.2 | 128.6 | 129.3 | 129.2 | 130.0 | 129.9 | 129.7 | 129.0 | 129.5 | 129.4 | 129.3 | 128.8 | 129.2 |
| | 1996 | 129.5 | 130.0 | 130.3 | 130.8 | 131.5 | 130.9 | 130.9 | 131.3 | 131.3 | 132.2 | 132.6 | 132.7 | 131.2 |
| P704000 | 1997 | 133.0 | 133.1 | 133.6 | | | | | | | | | | |
| FOOD - ALIMENTS | 1994 | 127.0 | 126.8 | 126.7 | 127.4 | 128.2 | 128.0 | 130.4 | 130.5 | 128.0 | 128.7 | 127.9 | 127.0 | 128.1 |
| | 1995 | 129.4 | 130.5 | 130.8 | 130.9 | 129.9 | 129.7 | 128.8 | 126.0 | 127.0 | 126.8 | 125.7 | 125.9 | 128.5 |
| | 1996 | 126.9 | 128.1 | 127.1 | 127.7 | 128.3 | 127.9 | 129.4 | 129.2 | 128.8 | 129.7 | 129.3 | 129.5 | 128.5 |
| P704001 | 1997 | 131.0 | 130.9 | 131.1 | | | | | | | | | | |
| Food purchased from stores - Aliments achetés au magasin | 1994 | 124.3 | 124.1 | 124.1 | 124.9 | 125.7 | 125.6 | 128.5 | 128.6 | 125.3 | 126.0 | 125.0 | 123.8 | 125.5 |
| | 1995 | 127.0 | 128.2 | 128.5 | 128.8 | 127.8 | 127.4 | 126.0 | 122.1 | 123.4 | 123.1 | 121.5 | 121.7 | 125.5 |
| | 1996 | 123.2 | 124.7 | 123.4 | 124.0 | 124.7 | 124.2 | 126.1 | 125.8 | 125.1 | 126.2 | 125.6 | 125.6 | 124.9 |
| P704002 | 1997 | 127.4 | 127.3 | 127.6 | | | | | | | | | | |
| Meat - Viande | 1994 | 126.5 | 126.9 | 128.5 | 128.5 | 127.0 | 126.9 | 129.6 | 128.4 | 127.7 | 128.2 | 125.7 | 125.0 | 127.4 |
| | 1995 | 124.7 | 127.5 | 128.2 | 128.7 | 124.5 | 125.2 | 123.5 | 122.4 | 126.2 | 124.4 | 124.5 | 125.6 | 125.5 |
| | 1996 | 126.0 | 125.6 | 127.0 | 126.3 | 127.4 | 125.9 | 129.6 | 130.9 | 133.0 | 135.1 | 131.1 | 133.8 | 129.3 |
| P704003 | 1997 | 136.6 | 134.5 | 134.6 | | | | | | | | | | |
| Fresh or frozen meat (excluding poultry) - Viande fraîche ou congelée (sauf la volaille) | 1994 | 126.4 | 128.6 | 129.9 | 132.7 | 130.0 | 131.0 | 132.8 | 130.0 | 131.1 | 129.8 | 130.6 | 127.9 | 130.1 |
| | 1995 | 131.6 | 132.9 | 132.7 | 133.3 | 129.8 | 124.5 | 122.8 | 123.3 | 127.2 | 125.6 | 125.0 | 126.4 | 127.9 |
| | 1996 | 127.6 | 127.9 | 129.3 | 128.4 | 129.7 | 123.5 | 129.7 | 128.1 | 129.2 | 134.1 | 127.5 | 131.0 | 128.8 |
| P704004 | 1997 | 136.8 | 131.5 | 133.7 | | | | | | | | | | |
| Fresh or frozen poultry meat - Volaille fraîche ou congelée | 1994 | 130.9 | 128.7 | 132.5 | 128.5 | 123.8 | 123.5 | 132.2 | 129.7 | 126.8 | 130.5 | 115.1 | 118.3 | 126.7 |
| | 1995 | 108.1 | 121.4 | 121.5 | 120.4 | 108.9 | 121.3 | 117.9 | 112.2 | 119.8 | 120.4 | 120.0 | 119.4 | 117.6 |
| | 1996 | 118.8 | 115.5 | 119.5 | 120.8 | 116.4 | 122.3 | 121.4 | 128.4 | 134.2 | 132.0 | 124.6 | 130.0 | 123.7 |
| P704007 | 1997 | 133.8 | 136.8 | 130.9 | | | | | | | | | | |
| Processed meat - Viande traitée | 1994 | 123.5 | 122.6 | 123.5 | 121.4 | 123.2 | 121.5 | 122.5 | 124.3 | 122.1 | 123.8 | 123.0 | 123.5 | 122.9 |
| | 1995 | 122.8 | 122.4 | 124.5 | 125.8 | 124.4 | 127.3 | 126.4 | 125.5 | 127.2 | 123.7 | 125.2 | 126.6 | 125.2 |
| | 1996 | 126.4 | 126.5 | 126.8 | 125.4 | 128.8 | 130.2 | 132.5 | 135.1 | 136.6 | 136.8 | 138.3 | 138.6 | 131.8 |
| P704009 | 1997 | 136.8 | 136.5 | 136.6 | | | | | | | | | | |
| Fish and other seafood - Poisson et autres produits de la mer | 1994 | 147.1 | 145.8 | 146.0 | 148.3 | 148.3 | 149.3 | 151.7 | 151.1 | 150.3 | 151.2 | 147.8 | 150.5 | 149.0 |
| | 1995 | 152.6 | 151.9 | 150.0 | 150.8 | 151.8 | 150.2 | 151.1 | 150.6 | 151.2 | 151.6 | 147.4 | 146.3 | 150.5 |
| | 1996 | 147.5 | 148.2 | 144.8 | 143.7 | 146.4 | 145.9 | 145.6 | 147.1 | 146.0 | 147.8 | 145.7 | 146.2 | 146.2 |
| P704010 | 1997 | 149.4 | 148.9 | 151.7 | | | | | | | | | | |
| Dairy products - Produits laitiers | 1994 | 124.5 | 124.1 | 123.8 | 125.2 | 125.2 | 125.0 | 125.0 | 124.7 | 124.2 | 124.9 | 123.7 | 124.1 | 124.5 |
| | 1995 | 125.0 | 125.0 | 124.2 | 123.0 | 124.0 | 123.5 | 123.3 | 122.5 | 122.7 | 124.0 | 123.8 | 121.4 | 123.5 |
| | 1996 | 125.4 | 127.2 | 127.0 | 124.7 | 126.0 | 126.0 | 126.8 | 125.5 | 125.8 | 126.7 | 126.6 | 126.5 | 126.2 |
| P704013 | 1997 | 128.0 | 126.9 | 127.0 | | | | | | | | | | |
| Eggs - Oeufs | 1994 | 103.2 | 104.5 | 104.5 | 106.8 | 109.2 | 109.5 | 109.3 | 111.1 | 111.8 | 112.3 | 113.0 | 109.8 | 108.8 |
| | 1995 | 114.7 | 108.8 | 110.4 | 106.5 | 109.5 | 102.0 | 104.0 | 97.9 | 107.3 | 106.6 | 109.0 | 107.9 | 107.1 |
| | 1996 | 111.3 | 111.5 | 110.5 | 106.6 | 110.0 | 115.0 | 117.7 | 117.0 | 117.0 | 115.7 | 115.7 | 115.7 | 113.6 |
| P704017 | 1997 | 115.7 | 116.7 | 115.7 | | | | | | | | | | |
| Bakery and other cereal products - Produits de boulangerie et autres produits céréaliers | 1994 | 130.8 | 134.6 | 133.7 | 133.5 | 134.8 | 133.3 | 134.6 | 135.3 | 133.3 | 134.8 | 134.0 | 132.9 | 133.8 |
| | 1995 | 130.3 | 133.4 | 132.0 | 137.1 | 137.1 | 136.5 | 135.1 | 136.4 | 137.1 | 134.4 | 133.7 | 136.1 | 134.9 |
| | 1996 | 132.9 | 135.9 | 133.5 | 136.3 | 136.6 | 133.5 | 136.1 | 135.6 | 139.4 | 141.3 | 140.7 | 143.5 | 137.1 |
| P704018 | 1997 | 141.7 | 141.0 | 141.0 | | | | | | | | | | |
| Bakery products - Produits de boulangerie | 1994 | 126.6 | 132.2 | 129.3 | 128.4 | 129.4 | 127.4 | 127.3 | 128.4 | 124.9 | 129.6 | 128.4 | 127.0 | 128.2 |
| | 1995 | 125.3 | 128.0 | 125.9 | 130.5 | 129.2 | 130.2 | 128.8 | 129.1 | 131.7 | 129.5 | 129.4 | 134.1 | 129.3 |
| | 1996 | 128.9 | 131.5 | 129.6 | 130.9 | 132.3 | 130.3 | 130.4 | 131.0 | 134.9 | 138.4 | 138.4 | 140.8 | 133.1 |
| P704019 | 1997 | 137.1 | 137.8 | 138.7 | | | | | | | | | | |
| Other cereal grains and cereal products - Autres grains céréaliers et produits céréaliers | 1994 | 140.0 | 139.9 | 143.4 | 145.0 | 146.8 | 146.2 | 150.5 | 150.5 | 151.6 | 146.2 | 146.3 | 145.9 | 146.0 |
| | 1995 | 141.4 | 145.4 | 145.3 | 151.5 | 154.1 | 150.5 | 149.0 | 152.2 | 149.2 | 145.4 | 143.6 | 141.4 | 147.4 |
| | 1996 | 142.0 | 145.7 | 142.4 | 148.3 | 146.6 | 141.2 | 148.7 | 146.1 | 149.7 | 148.4 | 146.7 | 150.2 | 146.3 |
| P704020 | 1997 | 152.1 | 148.8 | 146.9 | | | | | | | | | | |
| Fresh fruit - Fruits frais | 1994 | 118.3 | 119.9 | 118.8 | 117.8 | 122.0 | 121.3 | 130.9 | 144.6 | 125.0 | 117.4 | 111.3 | 108.4 | 121.3 |
| | 1995 | 105.6 | 104.3 | 104.9 | 103.9 | 109.7 | 104.9 | 107.2 | 104.1 | 110.1 | 113.0 | 109.0 | 105.7 | 106.9 |
| | 1996 | 106.9 | 112.7 | 106.1 | 108.1 | 111.8 | 117.0 | 116.9 | 120.0 | 118.3 | 124.0 | 114.8 | 109.3 | 113.8 |
| P704022 | 1997 | 107.5 | 105.3 | 109.8 | | | | | | | | | | |

TABLE - 8 (Continued)

The Consumer Price Indexes Major Components, Selected Sub-groups and Special Aggregates (Not Seasonally Adjusted), 1994-1997, Provinces, Whitehorse and Yellowknife, 1986=100

TABLEAU - 8 (Suite)

Indices des prix à la consommation, composantes principales, sous-groupes et agrégats spéciaux (non désaisonnalisés), 1994-1997, Provinces, Whitehorse et Yellowknife, 1986=100

| | | Indexes - Indices | | | | | | | | | | | | Annual average |
|---|------|-------------------|-------|-------|-------|-------|-------|---------|-------|-------|-------|-------|-------|------------------|
| | | Jan. | Feb. | March | April | May | June | July | Aug. | Sept. | Oct. | Nov. | Dec. | |
| NEW BRUNSWICK – NOUVEAU-BRUNSWICK | | Jan. | Fév. | Mars | Avril | Mai | Juin | Juillet | Août | Sept. | Oct. | Nov. | Déc. | Moyenne annuelle |
| Fresh vegetables – Légumes frais P704025 | 1994 | 148.3 | 138.4 | 130.9 | 128.3 | 138.1 | 144.3 | 162.5 | 143.0 | 111.1 | 117.2 | 126.3 | 134.1 | 135.2 |
| | 1995 | 147.9 | 150.3 | 155.6 | 155.4 | 143.2 | 147.0 | 139.4 | 99.3 | 87.3 | 99.0 | 101.5 | 110.4 | 128.0 |
| | 1996 | 110.3 | 106.9 | 107.4 | 124.7 | 122.4 | 118.7 | 123.9 | 111.5 | 86.9 | 91.0 | 103.0 | 104.5 | 109.3 |
| | 1997 | 104.9 | 115.7 | 111.1 | | | | | | | | | | |
| Non-alcoholic beverages – Boissons non alcoolisées P704031 | 1994 | 89.5 | 85.7 | 86.0 | 87.2 | 86.8 | 81.9 | 82.5 | 81.6 | 77.8 | 77.8 | 78.5 | 65.4 | 81.7 |
| | 1995 | 90.3 | 90.7 | 92.1 | 88.0 | 88.1 | 86.5 | 83.5 | 76.9 | 80.2 | 78.2 | 72.8 | 73.3 | 83.4 |
| | 1996 | 78.9 | 82.6 | 81.7 | 81.6 | 79.5 | 79.4 | 77.0 | 79.5 | 78.9 | 75.9 | 76.4 | 66.8 | 78.2 |
| | 1997 | 75.9 | 80.0 | 80.3 | | | | | | | | | | |
| Food purchased from restaurants – Aliments achetés au restaurant P704032 | 1994 | 137.3 | 137.4 | 136.7 | 137.0 | 137.7 | 137.7 | 137.8 | 137.9 | 138.5 | 139.2 | 139.3 | 139.4 | 138.0 |
| | 1995 | 139.6 | 140.2 | 140.5 | 140.1 | 139.3 | 139.3 | 140.4 | 140.4 | 140.7 | 140.9 | 140.9 | 141.3 | 140.3 |
| | 1996 | 140.9 | 140.9 | 140.9 | 141.6 | 141.9 | 141.7 | 142.2 | 142.2 | 142.7 | 143.0 | 143.3 | 144.2 | 142.1 |
| | 1997 | 144.4 | 144.4 | 144.5 | | | | | | | | | | |
| SHELTER – LOGEMENT P704033 | 1994 | 122.3 | 122.0 | 121.8 | 120.3 | 120.3 | 120.8 | 120.3 | 120.8 | 121.4 | 122.6 | 122.7 | 122.8 | 121.5 |
| | 1995 | 123.5 | 123.7 | 123.8 | 123.7 | 124.2 | 124.2 | 124.1 | 124.0 | 124.4 | 124.5 | 124.5 | 124.6 | 124.1 |
| | 1996 | 125.6 | 125.7 | 125.8 | 125.9 | 126.1 | 125.8 | 125.9 | 125.7 | 125.7 | 127.8 | 128.0 | 128.0 | 126.3 |
| | 1997 | 127.9 | 127.8 | 127.2 | | | | | | | | | | |
| Rented accommodation – Logement en location P704034 | 1994 | 120.9 | 121.0 | 121.0 | 121.2 | 121.3 | 121.4 | 121.4 | 121.7 | 121.9 | 122.1 | 122.3 | 122.5 | 121.6 |
| | 1995 | 122.7 | 122.7 | 122.7 | 122.7 | 122.9 | 123.1 | 123.2 | 123.3 | 123.5 | 123.7 | 123.7 | 123.8 | 123.2 |
| | 1996 | 123.8 | 124.0 | 124.1 | 124.1 | 124.3 | 124.5 | 124.6 | 124.4 | 124.4 | 124.5 | 124.8 | 124.8 | 124.4 |
| | 1997 | 124.8 | 124.9 | 125.0 | | | | | | | | | | |
| Rent – Loyer P704035 | 1994 | 121.0 | 121.1 | 121.2 | 121.4 | 121.4 | 121.5 | 121.6 | 121.9 | 122.0 | 122.1 | 122.3 | 122.6 | 121.7 |
| | 1995 | 122.7 | 122.8 | 122.8 | 122.9 | 123.0 | 123.1 | 123.3 | 123.4 | 123.6 | 123.9 | 123.8 | 124.0 | 123.3 |
| | 1996 | 124.0 | 124.2 | 124.2 | 124.3 | 124.5 | 124.6 | 124.7 | 124.8 | 124.8 | 125.0 | 125.2 | 125.2 | 124.6 |
| | 1997 | 125.3 | 125.5 | 125.5 | | | | | | | | | | |
| Owned accommodation – Logement en propriété P704036 | 1994 | 123.8 | 123.2 | 122.9 | 121.1 | 121.4 | 122.4 | 121.4 | 122.2 | 123.2 | 125.1 | 125.3 | 125.4 | 123.1 |
| | 1995 | 125.6 | 125.9 | 126.2 | 125.9 | 126.8 | 126.7 | 126.6 | 126.4 | 126.9 | 127.2 | 127.3 | 127.0 | 126.5 |
| | 1996 | 126.8 | 126.6 | 126.4 | 126.2 | 126.5 | 125.9 | 126.1 | 125.8 | 125.7 | 125.9 | 125.6 | 125.4 | 126.1 |
| | 1997 | 125.0 | 124.8 | 124.5 | | | | | | | | | | |
| Replacement cost – Coût de remplacement P704037 | 1994 | 117.1 | 116.6 | 116.6 | 116.6 | 116.6 | 117.4 | 117.5 | 117.5 | 117.6 | 117.6 | 117.6 | 117.5 | 117.2 |
| | 1995 | 117.5 | 117.5 | 117.5 | 116.9 | 116.9 | 116.9 | 116.2 | 116.2 | 116.7 | 116.7 | 116.7 | 115.7 | 116.8 |
| | 1996 | 115.7 | 115.6 | 115.6 | 115.5 | 115.4 | 114.2 | 114.8 | 114.6 | 114.6 | 114.6 | 114.4 | 114.6 | 115.0 |
| | 1997 | 114.6 | 114.6 | 113.8 | | | | | | | | | | |
| Homeowners' insurance premiums – Primes d'assurance de propriétaire P704039 | 1994 | 117.6 | 117.3 | 117.3 | 117.3 | 117.3 | 117.3 | 118.1 | 118.2 | 118.4 | 119.1 | 119.1 | 119.3 | 118.0 |
| | 1995 | 119.4 | 119.5 | 119.5 | 119.5 | 119.3 | 118.9 | 118.9 | 117.8 | 118.3 | 118.5 | 118.5 | 118.0 | 118.8 |
| | 1996 | 117.7 | 117.0 | 117.0 | 117.7 | 117.2 | 116.7 | 117.4 | 117.6 | 118.0 | 117.7 | 118.4 | 117.6 | 117.5 |
| | 1997 | 117.5 | 117.5 | 117.7 | | | | | | | | | | |
| Homeowners' maintenance and repairs – Entretien et réparations par le propriétaire P704040 | 1994 | 119.8 | 119.8 | 119.8 | 110.3 | 112.0 | 116.8 | 109.7 | 112.8 | 116.9 | 119.7 | 119.7 | 119.7 | 116.4 |
| | 1995 | 119.7 | 119.6 | 119.8 | 117.1 | 122.7 | 122.2 | 122.3 | 122.3 | 124.0 | 121.0 | 121.7 | 121.7 | 121.2 |
| | 1996 | 121.7 | 121.5 | 121.1 | 119.7 | 122.7 | 122.0 | 122.3 | 122.3 | 122.2 | 121.5 | 120.8 | 121.0 | 121.6 |
| | 1997 | 120.6 | 120.6 | 120.6 | | | | | | | | | | |
| Water, fuel and electricity – Eau, combustible et électricité P704041 | 1994 | 120.6 | 120.4 | 120.4 | 118.1 | 117.5 | 117.5 | 117.5 | 117.5 | 117.7 | 118.2 | 118.2 | 118.2 | 118.5 |
| | 1995 | 120.0 | 120.3 | 120.3 | 120.3 | 120.2 | 120.2 | 120.2 | 120.2 | 120.3 | 120.0 | 120.0 | 120.6 | 120.2 |
| | 1996 | 124.3 | 124.9 | 125.8 | 126.1 | 126.1 | 126.1 | 126.1 | 126.1 | 126.2 | 132.7 | 134.0 | 134.5 | 127.7 |
| | 1997 | 134.6 | 134.4 | 133.1 | | | | | | | | | | |
| Electricity – Électricité P704042 | 1994 | 125.2 | 125.2 | 125.2 | 125.2 | 125.2 | 125.2 | 125.2 | 125.2 | 125.2 | 126.7 | 126.7 | 126.7 | 125.6 |
| | 1995 | 129.1 | 129.1 | 129.1 | 129.1 | 129.1 | 129.1 | 129.1 | 129.1 | 129.1 | 129.1 | 129.1 | 130.1 | 129.2 |
| | 1996 | 132.2 | 132.2 | 132.2 | 132.2 | 132.2 | 132.2 | 132.2 | 132.2 | 132.2 | 137.7 | 137.7 | 137.7 | 133.6 |
| | 1997 | 137.7 | 137.7 | 137.7 | | | | | | | | | | |
| Piped gas – Gaz | 1994 | ... | ... | ... | ... | ... | ... | ... | ... | ... | ... | ... | ... | ... |
| | 1995 | ... | ... | ... | ... | ... | ... | ... | ... | ... | ... | ... | ... | ... |
| | 1996 | ... | ... | ... | ... | ... | ... | ... | ... | ... | ... | ... | ... | ... |
| | 1997 | ... | ... | ... | ... | ... | ... | ... | ... | ... | ... | ... | ... | ... |
| Fuel oil and other fuel – Mazout et autres combustibles P704045 | 1994 | 112.2 | 112.2 | 112.2 | 105.9 | 104.0 | 104.0 | 104.0 | 104.0 | 104.6 | 104.0 | 104.0 | 104.0 | 106.3 |
| | 1995 | 104.0 | 105.1 | 105.1 | 105.1 | 104.8 | 104.8 | 104.8 | 104.8 | 105.2 | 104.0 | 104.0 | 104.0 | 104.6 |
| | 1996 | 112.7 | 115.1 | 119.1 | 120.3 | 120.3 | 120.3 | 120.3 | 120.3 | 120.7 | 132.4 | 137.8 | 139.8 | 123.3 |
| | 1997 | 140.0 | 138.8 | 133.6 | | | | | | | | | | |

TABLE - 8 (Continued)

**The Consumer Price Indexes Major Components,
Selected Sub-groups and Special Aggregates
(Not Seasonally Adjusted), 1994-1997, Provinces,
Whitehorse and Yellowknife, 1986=100**

TABLEAU - 8 (Suite)

**Indices des prix à la consommation, composantes
principales, sous-groupes et agrégats spéciaux
(non désaisonnalisés), 1994-1997, Provinces,
Whitehorse et Yellowknife, 1986=100**

| | | Indexes - Indices | | | | | | | | | | | | Annual average |
|---|------|-------------------|-------|-------|-------|-------|-------|---------|-------|-------|-------|-------|-------|------------------|
| | | Jan. | Feb. | March | April | May | June | July | Aug. | Sept. | Oct. | Nov. | Dec. | |
| NEW BRUNSWICK - NOUVEAU-BRUNSWICK | | Jan. | Fév. | Mars | Avril | Mai | Juin | Juillet | Août | Sept. | Oct. | Nov. | Déc. | Moyenne annuelle |
| HOUSEHOLD OPERATIONS AND FURNISHINGS - DÉPENSES ET ÉQUIPEMENT DU MÉNAGE | 1994 | 118.6 | 118.5 | 118.5 | 119.1 | 119.5 | 118.5 | 118.4 | 118.0 | 118.7 | 118.6 | 117.9 | 117.8 | 118.5 |
| | 1995 | 118.5 | 119.0 | 119.5 | 119.6 | 120.1 | 119.2 | 119.3 | 119.3 | 120.7 | 120.7 | 120.3 | 119.5 | 119.6 |
| | 1996 | 121.0 | 122.1 | 122.6 | 123.2 | 123.7 | 123.1 | 123.0 | 123.1 | 123.2 | 123.0 | 122.3 | 122.0 | 122.7 |
| P704046 | 1997 | 123.2 | 123.8 | 125.5 | | | | | | | | | | |
| Household operations - Dépenses du ménage | 1994 | 124.3 | 124.4 | 124.1 | 124.6 | 124.3 | 124.3 | 123.9 | 123.4 | 123.3 | 123.5 | 123.4 | 122.2 | 123.8 |
| | 1995 | 123.3 | 124.3 | 124.9 | 124.7 | 125.2 | 124.9 | 125.1 | 125.3 | 126.2 | 125.9 | 125.2 | 125.0 | 125.0 |
| | 1996 | 127.7 | 128.6 | 129.2 | 129.2 | 129.3 | 128.9 | 128.8 | 129.2 | 129.7 | 129.6 | 129.8 | 130.3 | 129.2 |
| P704047 | 1997 | 132.6 | 132.9 | 133.4 | | | | | | | | | | |
| Telephone services - Services téléphoniques | 1994 | 98.9 | 98.9 | 97.9 | 97.9 | 97.9 | 97.9 | 97.9 | 97.9 | 97.9 | 97.9 | 97.9 | 97.9 | 98.1 |
| | 1995 | 98.8 | 98.8 | 98.8 | 98.8 | 98.8 | 98.8 | 98.8 | 98.8 | 98.8 | 98.5 | 98.5 | 98.5 | 98.7 |
| | 1996 | 105.0 | 105.0 | 105.0 | 105.0 | 105.0 | 105.0 | 105.0 | 105.0 | 105.0 | 105.0 | 105.0 | 105.0 | 105.0 |
| P704049 | 1997 | 110.6 | 110.6 | 110.6 | | | | | | | | | | |
| Household furnishings - Équipement du ménage | 1994 | 111.0 | 110.7 | 111.0 | 111.8 | 113.1 | 110.7 | 111.0 | 110.8 | 112.6 | 112.0 | 110.6 | 112.0 | 111.4 |
| | 1995 | 112.0 | 111.8 | 112.3 | 112.8 | 113.4 | 111.5 | 111.5 | 111.3 | 113.4 | 113.9 | 113.8 | 112.3 | 112.5 |
| | 1996 | 112.1 | 113.3 | 113.7 | 115.3 | 116.4 | 115.4 | 115.3 | 114.9 | 114.6 | 114.2 | 112.2 | 110.8 | 114.0 |
| P704054 | 1997 | 110.6 | 111.5 | 114.8 | | | | | | | | | | |
| CLOTHING AND FOOTWEAR - HABILLEMENT ET CHAUSSURES | 1994 | 130.6 | 133.4 | 135.1 | 134.5 | 132.3 | 132.3 | 131.8 | 133.8 | 132.9 | 132.5 | 132.2 | 131.4 | 132.7 |
| | 1995 | 127.3 | 127.4 | 130.6 | 129.6 | 129.5 | 128.8 | 126.4 | 128.7 | 130.2 | 130.1 | 129.4 | 124.9 | 128.6 |
| | 1996 | 126.2 | 129.5 | 130.3 | 128.8 | 130.0 | 128.3 | 126.4 | 130.1 | 130.6 | 133.1 | 129.7 | 128.0 | 129.3 |
| P704061 | 1997 | 126.2 | 127.3 | 130.4 | | | | | | | | | | |
| Clothing - Habillement | 1994 | 130.6 | 134.2 | 135.3 | 134.7 | 132.4 | 132.3 | 131.8 | 133.9 | 133.3 | 132.5 | 132.2 | 131.0 | 132.9 |
| | 1995 | 126.3 | 126.8 | 131.3 | 129.8 | 129.8 | 128.5 | 126.6 | 130.1 | 131.2 | 130.5 | 129.5 | 124.5 | 128.7 |
| | 1996 | 127.3 | 131.6 | 131.7 | 130.0 | 131.2 | 129.0 | 126.2 | 130.9 | 130.1 | 134.0 | 129.9 | 128.3 | 130.0 |
| P704062 | 1997 | 126.9 | 127.9 | 130.9 | | | | | | | | | | |
| Women's clothing - Vêtements pour femmes | 1994 | 133.1 | 136.9 | 137.2 | 136.5 | 133.6 | 133.0 | 133.5 | 136.2 | 136.0 | 134.7 | 134.2 | 132.6 | 134.8 |
| | 1995 | 128.1 | 128.7 | 133.7 | 131.5 | 130.9 | 129.9 | 129.8 | 134.8 | 135.0 | 131.3 | 129.8 | 122.9 | 130.5 |
| | 1996 | 130.5 | 137.7 | 135.6 | 131.0 | 132.7 | 133.6 | 127.0 | 134.4 | 134.8 | 137.4 | 131.4 | 130.6 | 133.1 |
| P704063 | 1997 | 130.0 | 130.9 | 132.0 | | | | | | | | | | |
| Men's clothing - Vêtements pour hommes | 1994 | 127.4 | 131.7 | 133.6 | 134.1 | 132.1 | 132.0 | 129.6 | 132.4 | 131.5 | 131.3 | 130.8 | 130.3 | 131.4 |
| | 1995 | 126.1 | 126.2 | 129.5 | 128.2 | 129.2 | 127.7 | 124.5 | 125.6 | 129.7 | 131.0 | 131.0 | 128.5 | 128.1 |
| | 1996 | 124.7 | 126.5 | 128.3 | 129.1 | 132.5 | 125.2 | 125.2 | 127.3 | 126.0 | 131.5 | 129.8 | 126.0 | 127.7 |
| P704064 | 1997 | 121.9 | 123.8 | 129.7 | | | | | | | | | | |
| Footwear - Chaussures | 1994 | 125.6 | 126.1 | 132.0 | 131.6 | 130.1 | 128.9 | 127.1 | 129.5 | 128.6 | 130.4 | 131.0 | 130.6 | 129.3 |
| | 1995 | 126.7 | 125.8 | 125.5 | 126.1 | 127.6 | 129.1 | 121.3 | 120.3 | 126.0 | 125.9 | 125.1 | 120.2 | 125.0 |
| | 1996 | 113.7 | 117.8 | 121.5 | 120.8 | 121.2 | 118.4 | 119.9 | 122.5 | 128.6 | 127.2 | 124.7 | 124.6 | 121.7 |
| P704066 | 1997 | 119.3 | 118.1 | 125.4 | | | | | | | | | | |
| TRANSPORTATION - TRANSPORTS | 1994 | 121.6 | 122.0 | 121.9 | 121.5 | 123.2 | 123.4 | 126.0 | 126.6 | 127.0 | 127.0 | 129.5 | 129.2 | 124.9 |
| | 1995 | 129.5 | 128.8 | 130.0 | 129.9 | 132.7 | 133.1 | 133.2 | 132.3 | 131.5 | 131.2 | 132.8 | 133.1 | 131.5 |
| | 1996 | 133.0 | 131.4 | 132.6 | 134.1 | 135.9 | 135.2 | 133.1 | 134.3 | 134.3 | 134.7 | 138.9 | 139.3 | 134.7 |
| P704069 | 1997 | 139.4 | 139.0 | 139.3 | | | | | | | | | | |
| Private transportation - Transport privé | 1994 | 120.7 | 121.0 | 120.9 | 120.4 | 122.4 | 122.5 | 124.9 | 125.5 | 126.2 | 126.2 | 129.0 | 128.1 | 124.0 |
| | 1995 | 128.7 | 128.0 | 129.2 | 129.2 | 132.1 | 132.3 | 132.2 | 131.3 | 130.7 | 130.5 | 132.1 | 132.2 | 130.7 |
| | 1996 | 132.3 | 130.6 | 131.6 | 133.2 | 135.0 | 134.3 | 131.8 | 133.0 | 133.2 | 133.7 | 138.0 | 138.0 | 133.7 |
| P704070 | 1997 | 138.1 | 138.0 | 138.0 | | | | | | | | | | |
| Purchase of automotive vehicles - Achat de véhicules automobiles | 1994 | 126.7 | 127.1 | 127.0 | 126.8 | 126.8 | 126.8 | 127.3 | 127.3 | 127.3 | 127.3 | 133.3 | 133.3 | 128.1 |
| | 1995 | 135.0 | 135.1 | 135.1 | 135.0 | 135.0 | 135.4 | 135.0 | 135.0 | 135.0 | 135.0 | 141.2 | 141.2 | 136.1 |
| | 1996 | 142.0 | 142.0 | 141.4 | 141.2 | 141.2 | 141.2 | 140.5 | 140.5 | 140.5 | 140.5 | 147.2 | 147.2 | 142.1 |
| P704072 | 1997 | 146.8 | 146.7 | 146.7 | | | | | | | | | | |
| Operation of automotive vehicles - Utilisation de véhicules automobiles | 1994 | 118.1 | 118.1 | 118.0 | 117.2 | 121.2 | 121.2 | 125.4 | 126.6 | 127.8 | 127.9 | 128.0 | 126.1 | 123.0 |
| | 1995 | 126.0 | 124.8 | 126.8 | 126.8 | 131.6 | 132.1 | 132.1 | 130.6 | 129.4 | 129.1 | 128.0 | 128.4 | 128.8 |
| | 1996 | 128.0 | 125.2 | 127.1 | 129.8 | 132.8 | 131.5 | 127.9 | 129.8 | 130.3 | 131.1 | 134.1 | 134.1 | 130.1 |
| P704073 | 1997 | 134.6 | 134.3 | 134.3 | | | | | | | | | | |
| Gasoline - Essence | 1994 | 99.5 | 99.6 | 99.3 | 97.2 | 104.9 | 105.0 | 105.5 | 105.8 | 108.1 | 107.9 | 108.0 | 104.4 | 103.8 |
| | 1995 | 104.3 | 101.8 | 105.8 | 104.6 | 114.0 | 114.0 | 113.6 | 110.7 | 108.4 | 107.7 | 105.6 | 106.4 | 108.1 |
| | 1996 | 104.3 | 98.9 | 102.4 | 107.7 | 113.4 | 111.0 | 103.9 | 107.7 | 108.6 | 110.2 | 114.2 | 114.3 | 108.1 |
| P704074 | 1997 | 115.1 | 114.7 | 114.7 | | | | | | | | | | |

TABLE - 8 (Continued)

The Consumer Price Indexes Major Components, Selected Sub-groups and Special Aggregates (Not Seasonally Adjusted), 1994-1997, Provinces, Whitehorse and Yellowknife, 1986=100

TABLEAU - 8 (Suite)

Indices des prix à la consommation, composantes principales, sous-groupes et agrégats spéciaux (non désaisonnalisés), 1994-1997, Provinces, Whitehorse et Yellowknife, 1986=100

| | | Indexes - Indices | | | | | | | | | | | | Annual average |
|---|------|-------------------|-------|-------|-------|-------|-------|---------|-------|-------|-------|-------|-------|------------------|
| | | Jan. | Feb. | March | April | May | June | July | Aug. | Sept. | Oct. | Nov. | Dec. | |
| NEW BRUNSWICK - NOUVEAU-BRUNSWICK | | Jan. | Fév. | Mars | Avril | Mai | Juin | Juillet | Août | Sept. | Oct. | Nov. | Déc. | Moyenne annuelle |
| Automotive vehicle parts, maintenance and repairs - Pièces, entretien et réparation de véhicules automobiles P704075 | 1994 | 115.6 | 115.6 | 115.6 | 116.8 | 116.8 | 116.8 | 117.7 | 117.7 | 117.9 | 118.1 | 118.5 | 118.5 | 117.1 |
| | 1995 | 118.5 | 118.6 | 118.6 | 121.2 | 121.2 | 121.2 | 122.1 | 122.1 | 122.1 | 122.1 | 120.3 | 120.3 | 120.7 |
| | 1996 | 120.3 | 120.2 | 120.2 | 120.3 | 120.3 | 120.3 | 120.3 | 120.3 | 120.3 | 120.3 | 124.1 | 124.1 | 120.9 |
| | 1997 | 124.1 | 124.1 | 124.1 | | | | | | | | | | |
| Other automotive vehicle operating expenses - Autres dépenses d'utilisation des véhicules automobiles P704076 | 1994 | 162.0 | 162.0 | 162.0 | 162.0 | 162.1 | 162.1 | 176.5 | 180.5 | 180.5 | 180.9 | 180.9 | 180.8 | 171.0 |
| | 1995 | 180.8 | 180.8 | 180.8 | 180.8 | 180.7 | 182.5 | 182.5 | 182.5 | 182.5 | 182.6 | 184.3 | 184.3 | 182.1 |
| | 1996 | 187.0 | 187.0 | 187.2 | 187.2 | 187.3 | 187.3 | 187.3 | 187.3 | 187.3 | 187.2 | 187.3 | 187.3 | 187.2 |
| | 1997 | 187.3 | 187.3 | 187.3 | | | | | | | | | | |
| Automotive vehicle insurance premiums - Primes d'assurance de véhicules automobiles P704077 | 1994 | 166.5 | 166.5 | 166.5 | 166.5 | 166.5 | 166.5 | 184.2 | 189.0 | 189.0 | 189.2 | 189.2 | 189.2 | 177.4 |
| | 1995 | 189.2 | 189.2 | 189.2 | 189.2 | 189.2 | 191.4 | 191.4 | 191.4 | 191.4 | 191.4 | 193.5 | 193.5 | 190.8 |
| | 1996 | 196.7 | 196.7 | 197.0 | 197.0 | 197.0 | 197.0 | 197.0 | 197.0 | 197.0 | 197.0 | 197.1 | 197.1 | 197.0 |
| | 1997 | 197.1 | 197.1 | 197.1 | | | | | | | | | | |
| Public transportation -- Transport public P704079 | 1994 | 136.9 | 140.3 | 138.9 | 140.5 | 137.7 | 139.7 | 147.0 | 146.7 | 143.4 | 141.8 | 141.4 | 147.9 | 141.9 |
| | 1995 | 140.8 | 141.1 | 141.7 | 138.0 | 139.1 | 143.1 | 148.3 | 146.8 | 140.8 | 139.2 | 138.8 | 145.0 | 141.9 |
| | 1996 | 140.3 | 140.8 | 147.7 | 148.4 | 148.3 | 148.6 | 155.4 | 156.4 | 153.3 | 149.7 | 152.6 | 162.6 | 150.3 |
| | 1997 | 162.5 | 154.0 | 161.9 | | | | | | | | | | |
| Local and commuter transportation -- Transport local et de banlieue P704080 | 1994 | 145.5 | 145.5 | 145.5 | 145.5 | 145.5 | 145.5 | 140.2 | 140.2 | 140.2 | 140.2 | 140.2 | 140.2 | 142.9 |
| | 1995 | 140.2 | 140.2 | 140.2 | 140.2 | 140.2 | 140.2 | 138.4 | 138.4 | 138.4 | 138.4 | 138.4 | 138.4 | 139.3 |
| | 1996 | 141.9 | 141.9 | 141.9 | 141.9 | 141.9 | 141.9 | 147.9 | 147.9 | 147.9 | 147.9 | 147.9 | 147.9 | 144.9 |
| | 1997 | 151.3 | 151.3 | 151.7 | | | | | | | | | | |
| HEALTH AND PERSONAL CARE -- SANTÉ ET SOINS PERSONNELS P704084 | 1994 | 134.2 | 134.4 | 133.2 | 134.5 | 135.6 | 134.5 | 134.2 | 134.5 | 133.4 | 132.9 | 132.5 | 132.3 | 133.9 |
| | 1995 | 132.3 | 132.4 | 132.1 | 132.1 | 132.4 | 131.6 | 131.2 | 130.8 | 131.2 | 131.3 | 131.1 | 131.1 | 131.6 |
| | 1996 | 131.0 | 131.7 | 131.4 | 132.2 | 131.7 | 131.4 | 131.7 | 132.4 | 131.7 | 131.9 | 132.5 | 132.0 | 131.8 |
| | 1997 | 132.4 | 133.8 | 134.4 | | | | | | | | | | |
| Health care -- Soins de santé P704085 | 1994 | 151.1 | 150.8 | 150.6 | 153.0 | 153.2 | 153.1 | 153.2 | 153.2 | 153.3 | 153.4 | 152.7 | 152.8 | 152.5 |
| | 1995 | 152.9 | 152.6 | 153.0 | 153.8 | 154.1 | 153.8 | 152.9 | 152.7 | 153.3 | 153.0 | 152.8 | 153.1 | 153.2 |
| | 1996 | 152.1 | 153.8 | 153.8 | 155.1 | 155.1 | 155.1 | 154.8 | 154.8 | 155.1 | 155.0 | 155.2 | 155.0 | 154.6 |
| | 1997 | 154.5 | 155.4 | 155.6 | | | | | | | | | | |
| Medicinal and pharmaceutical products -- Produits pharmaceutiques P704087 | 1994 | 138.6 | 137.5 | 136.5 | 137.5 | 138.2 | 137.8 | 137.9 | 138.2 | 135.9 | 136.0 | 135.3 | 135.3 | 137.1 |
| | 1995 | 135.7 | 135.1 | 135.5 | 135.0 | 135.7 | 135.3 | 133.5 | 133.7 | 134.2 | 133.7 | 132.7 | 133.2 | 134.4 |
| | 1996 | 131.3 | 135.1 | 135.1 | 135.3 | 135.3 | 135.5 | 135.5 | 135.8 | 135.4 | 134.9 | 135.1 | 134.6 | 134.9 |
| | 1997 | 133.7 | 135.3 | 136.2 | | | | | | | | | | |
| Prescribed medicines -- Médicaments prescrits P704088 | 1994 | 135.1 | 135.1 | 135.1 | 135.3 | 135.6 | 134.9 | 134.7 | 135.1 | 131.2 | 130.9 | 131.2 | 130.9 | 133.8 |
| | 1995 | 130.9 | 130.8 | 130.8 | 130.8 | 130.8 | 130.8 | 127.5 | 127.5 | 127.5 | 128.0 | 127.8 | 127.8 | 129.3 |
| | 1996 | 127.8 | 131.2 | 130.8 | 130.9 | 130.8 | 130.7 | 130.6 | 130.5 | 130.3 | 130.3 | 130.1 | 130.3 | 130.4 |
| | 1997 | 130.3 | 130.3 | 130.3 | | | | | | | | | | |
| Non-prescribed medicines -- Médicaments non prescrits P704089 | 1994 | 148.4 | 145.6 | 142.9 | 145.1 | 146.7 | 146.7 | 147.1 | 147.1 | 147.2 | 148.0 | 145.6 | 146.3 | 146.4 |
| | 1995 | 147.8 | 145.6 | 147.2 | 145.7 | 148.2 | 146.7 | 148.7 | 149.4 | 151.0 | 148.2 | 145.1 | 146.6 | 147.5 |
| | 1996 | 139.9 | 144.7 | 146.1 | 146.5 | 146.5 | 147.6 | 147.8 | 149.3 | 148.1 | 146.4 | 147.7 | 145.3 | 146.3 |
| | 1997 | 142.0 | 147.8 | 151.2 | | | | | | | | | | |
| Personal care -- Soins personnels P704091 | 1994 | 125.1 | 125.5 | 123.9 | 124.5 | 126.1 | 124.4 | 124.0 | 124.3 | 122.7 | 121.8 | 121.6 | 121.2 | 123.8 |
| | 1995 | 121.1 | 121.4 | 120.8 | 120.4 | 120.7 | 119.6 | 119.5 | 119.0 | 119.3 | 119.5 | 119.3 | 119.3 | 120.0 |
| | 1996 | 119.6 | 119.8 | 119.2 | 119.9 | 119.1 | 118.6 | 119.3 | 120.2 | 119.1 | 119.4 | 120.2 | 119.6 | 119.5 |
| | 1997 | 120.5 | 122.1 | 123.0 | | | | | | | | | | |
| RECREATION, EDUCATION AND READING -- LOISIRS, FORMATION ET LECTURE P704094 | 1994 | 131.5 | 131.8 | 132.4 | 132.6 | 133.5 | 133.6 | 134.7 | 134.7 | 135.1 | 134.8 | 134.8 | 134.5 | 133.7 |
| | 1995 | 133.9 | 134.8 | 135.8 | 136.5 | 138.3 | 138.6 | 140.1 | 140.0 | 140.7 | 140.3 | 140.3 | 138.6 | 138.2 |
| | 1996 | 138.5 | 139.8 | 140.6 | 141.3 | 141.4 | 141.2 | 143.0 | 143.0 | 143.6 | 144.0 | 142.8 | 142.6 | 141.8 |
| | 1997 | 142.3 | 142.7 | 142.8 | | | | | | | | | | |
| Recreation -- Loisirs P704095 | 1994 | 123.6 | 124.1 | 124.8 | 124.8 | 126.1 | 126.1 | 127.2 | 127.1 | 127.3 | 127.2 | 127.2 | 126.3 | 126.0 |
| | 1995 | 125.3 | 126.3 | 127.3 | 128.0 | 129.9 | 130.0 | 131.8 | 131.7 | 131.5 | 130.8 | 130.7 | 128.6 | 129.3 |
| | 1996 | 128.1 | 129.6 | 130.2 | 131.1 | 131.3 | 130.7 | 132.9 | 132.9 | 131.9 | 132.4 | 131.0 | 130.5 | 131.1 |
| | 1997 | 130.1 | 130.6 | 130.7 | | | | | | | | | | |
| Education and reading -- Formation et lecture P704103 | 1994 | 159.1 | 159.3 | 159.2 | 159.8 | 159.8 | 160.1 | 160.9 | 160.9 | 161.7 | 161.7 | 161.7 | 163.3 | 160.6 |
| | 1995 | 164.4 | 164.9 | 165.8 | 166.5 | 168.1 | 168.9 | 169.0 | 169.0 | 173.2 | 174.8 | 174.8 | 175.3 | 169.6 |
| | 1996 | 177.2 | 177.2 | 178.5 | 178.6 | 178.6 | 179.8 | 179.8 | 179.8 | 187.6 | 187.3 | 187.3 | 188.5 | 181.7 |
| | 1997 | 188.6 | 188.6 | 188.5 | | | | | | | | | | |

TABLE - 8 (Continued)

The Consumer Price Indexes Major Components, Selected Sub-groups and Special Aggregates (Not Seasonally Adjusted), 1994-1997, Provinces, Whitehorse and Yellowknife, 1986=100

TABLEAU - 8 (Suite)

Indices des prix à la consommation, composantes principales, sous-groupes et agrégats spéciaux (non désaisonnalisés), 1994-1997, Provinces, Whitehorse et Yellowknife, 1986=100

| | | Indexes - Indices | | | | | | | | | | | | Annual average |
|--|------|-------------------|-------|-------|-------|-------|-------|---------|-------|-------|-------|-------|-------|------------------|
| | | Jan. | Feb. | March | April | May | June | July | Aug. | Sept. | Oct. | Nov. | Dec. | |
| NEW BRUNSWICK - NOUVEAU-BRUNSWICK | | Jan. | Fév. | Mars | Avril | Mai | Juin | Juillet | Août | Sept. | Oct. | Nov. | Déc. | Moyenne annuelle |
| ALCOHOLIC BEVERAGES AND TOBACCO PRODUCTS - BOISSONS ALCOOLISÉES ET PRODUITS DU TABAC P704107 | 1994 | 176.7 | 147.0 | 147.6 | 147.1 | 147.0 | 146.4 | 145.8 | 145.5 | 145.0 | 144.9 | 144.6 | 144.8 | 148.5 |
| | 1995 | 144.8 | 146.0 | 145.9 | 145.4 | 146.1 | 146.1 | 146.1 | 145.3 | 145.0 | 144.8 | 143.2 | 142.9 | 145.1 |
| | 1996 | 143.5 | 143.6 | 144.0 | 144.1 | 144.1 | 144.2 | 144.2 | 143.1 | 143.2 | 143.0 | 143.6 | 146.6 | 143.9 |
| | 1997 | 146.8 | 148.1 | 148.1 | | | | | | | | | | |
| Alcoholic beverages - Boissons alcoolisées P704108 | 1994 | 135.0 | 135.9 | 135.7 | 134.9 | 134.8 | 134.8 | 134.8 | 134.9 | 134.9 | 134.8 | 134.3 | 134.2 | 134.9 |
| | 1995 | 134.2 | 135.9 | 135.9 | 135.0 | 135.2 | 135.5 | 135.6 | 135.2 | 135.0 | 134.7 | 133.3 | 132.9 | 134.9 |
| | 1996 | 133.1 | 133.0 | 134.5 | 134.4 | 133.4 | 133.2 | 133.2 | 131.7 | 131.7 | 131.6 | 132.3 | 132.3 | 132.9 |
| | 1997 | 132.3 | 133.9 | 133.9 | | | | | | | | | | |
| Alcoholic beverages purchased from stores - Boissons alcoolisées achetées au magasin P704110 | 1994 | 131.4 | 132.5 | 132.2 | 131.1 | 131.1 | 131.1 | 131.1 | 131.1 | 131.1 | 131.0 | 131.1 | 131.0 | 131.3 |
| | 1995 | 131.0 | 133.3 | 133.2 | 132.0 | 132.0 | 132.4 | 132.5 | 132.0 | 131.7 | 131.3 | 129.6 | 129.1 | 131.7 |
| | 1996 | 129.4 | 129.4 | 131.3 | 131.1 | 131.1 | 130.9 | 130.8 | 130.8 | 130.8 | 130.7 | 130.7 | 130.7 | 130.6 |
| | 1997 | 130.7 | 132.8 | 132.8 | | | | | | | | | | |
| Tobacco products and smokers' supplies - Produit du tabac et articles pour fumeurs P704114 | 1994 | 230.1 | 160.3 | 161.8 | 161.7 | 161.7 | 160.2 | 159.0 | 158.2 | 156.8 | 156.6 | 156.8 | 157.3 | 165.0 |
| | 1995 | 157.2 | 157.3 | 157.0 | 157.3 | 159.0 | 158.3 | 158.2 | 156.7 | 156.2 | 156.3 | 154.3 | 154.3 | 156.8 |
| | 1996 | 155.7 | 156.1 | 154.1 | 154.7 | 157.0 | 157.5 | 157.5 | 157.5 | 157.7 | 157.6 | 157.6 | 167.5 | 157.5 |
| | 1997 | 168.1 | 168.4 | 168.4 | | | | | | | | | | |
| SELECTED SPECIAL AGGREGATES - CERTAINS AGRÉGATS SPÉCIAUX | | | | | | | | | | | | | | |
| All-items excluding food - Ensemble sans les aliments P704126 | 1994 | 128.1 | 126.5 | 126.6 | 126.1 | 126.5 | 126.5 | 126.9 | 127.3 | 127.6 | 127.8 | 128.2 | 128.1 | 127.2 |
| | 1995 | 128.0 | 128.2 | 129.0 | 128.9 | 130.1 | 130.0 | 130.0 | 129.9 | 130.2 | 130.1 | 130.3 | 129.7 | 129.5 |
| | 1996 | 130.3 | 130.6 | 131.2 | 131.7 | 132.3 | 131.8 | 131.4 | 131.9 | 132.1 | 133.0 | 133.6 | 133.6 | 132.0 |
| | 1997 | 133.6 | 133.8 | 134.3 | | | | | | | | | | |
| All-items excluding food and energy - Ensemble sans les aliments et l'énergie P704127 | 1994 | 131.0 | 129.1 | 129.3 | 129.1 | 129.1 | 129.1 | 129.6 | 130.0 | 130.1 | 130.3 | 130.8 | 130.9 | 129.9 |
| | 1995 | 130.7 | 131.1 | 131.7 | 131.7 | 132.3 | 132.1 | 132.2 | 132.3 | 132.9 | 132.9 | 133.2 | 132.4 | 132.1 |
| | 1996 | 132.9 | 133.7 | 134.0 | 134.1 | 134.4 | 133.9 | 134.1 | 134.4 | 134.5 | 134.8 | 135.0 | 134.9 | 134.2 |
| | 1997 | 134.9 | 135.2 | 135.9 | | | | | | | | | | |
| All-items excluding energy - Ensemble sans l'énergie P704129 | 1994 | 130.1 | 128.7 | 128.8 | 128.8 | 128.9 | 128.9 | 129.8 | 130.1 | 129.7 | 130.0 | 130.3 | 130.1 | 129.5 |
| | 1995 | 130.5 | 131.0 | 131.5 | 131.6 | 131.8 | 131.7 | 131.5 | 130.9 | 131.6 | 131.6 | 131.6 | 131.0 | 131.4 |
| | 1996 | 131.6 | 132.5 | 132.5 | 132.7 | 133.1 | 132.7 | 133.1 | 133.3 | 133.3 | 133.7 | 133.8 | 133.8 | 133.0 |
| | 1997 | 134.1 | 134.3 | 134.9 | | | | | | | | | | |
| Energy - Énergie P704130 | 1994 | 110.4 | 110.3 | 110.1 | 107.9 | 110.8 | 110.8 | 111.1 | 111.2 | 112.3 | 112.6 | 112.6 | 111.0 | 110.9 |
| | 1995 | 111.8 | 110.7 | 112.7 | 112.1 | 116.7 | 116.7 | 116.5 | 115.1 | 114.0 | 113.5 | 112.4 | 113.2 | 113.8 |
| | 1996 | 114.0 | 111.7 | 113.9 | 116.6 | 119.4 | 118.2 | 114.8 | 116.6 | 117.1 | 121.3 | 124.0 | 124.3 | 117.7 |
| | 1997 | 124.7 | 124.4 | 123.7 | | | | | | | | | | |
| All-items excluding shelter - Ensemble sans le logement P704135 | 1994 | 129.7 | 128.0 | 128.1 | 128.3 | 128.9 | 128.7 | 129.9 | 130.2 | 129.7 | 129.7 | 130.0 | 129.5 | 129.2 |
| | 1995 | 129.8 | 130.2 | 131.1 | 131.1 | 132.0 | 131.8 | 131.6 | 130.7 | 131.3 | 131.1 | 131.0 | 130.3 | 131.0 |
| | 1996 | 130.9 | 131.5 | 131.8 | 132.5 | 133.3 | 132.7 | 132.6 | 133.2 | 133.2 | 133.8 | 134.2 | 134.3 | 132.8 |
| | 1997 | 134.7 | 135.0 | 135.7 | | | | | | | | | | |
| All-items excluding alcoholic beverages and tobacco products - Ensemble sans les boissons alcoolisées et les produits du tabac P704132 | 1994 | 124.9 | 125.2 | 125.2 | 125.0 | 125.5 | 125.4 | 126.3 | 126.7 | 126.5 | 126.8 | 127.0 | 126.7 | 125.9 |
| | 1995 | 127.1 | 127.5 | 128.2 | 128.2 | 129.0 | 128.8 | 128.6 | 127.9 | 128.5 | 128.4 | 128.3 | 127.9 | 128.2 |
| | 1996 | 128.5 | 129.0 | 129.3 | 129.8 | 130.5 | 130.0 | 129.9 | 130.4 | 130.4 | 131.4 | 131.8 | 131.7 | 130.2 |
| | 1997 | 132.0 | 132.1 | 132.6 | | | | | | | | | | |
| All-items excluding tobacco products - Ensemble sans les produits du tabac P704134 | 1994 | 125.3 | 125.6 | 125.6 | 125.4 | 125.9 | 125.9 | 126.7 | 127.1 | 126.8 | 127.2 | 127.4 | 127.1 | 126.3 |
| | 1995 | 127.5 | 127.9 | 128.6 | 128.6 | 129.3 | 129.2 | 129.0 | 128.3 | 128.8 | 128.7 | 128.7 | 128.2 | 128.6 |
| | 1996 | 128.9 | 129.3 | 129.6 | 130.2 | 130.8 | 130.3 | 130.2 | 130.6 | 130.7 | 131.6 | 132.0 | 131.9 | 130.5 |
| | 1997 | 132.2 | 132.4 | 132.8 | | | | | | | | | | |
| All-items (1981=100) - Ensemble (1981=100) P704137 | 1994 | 169.5 | 167.7 | 167.7 | 167.5 | 168.0 | 168.0 | 169.1 | 169.5 | 169.2 | 169.6 | 169.9 | 169.5 | 168.8 |
| | 1995 | 170.0 | 170.5 | 171.5 | 171.3 | 172.4 | 172.2 | 172.0 | 171.1 | 171.7 | 171.6 | 171.5 | 170.8 | 171.4 |
| | 1996 | 171.7 | 172.4 | 172.8 | 173.4 | 174.4 | 173.6 | 173.6 | 174.1 | 174.1 | 175.3 | 175.8 | 176.0 | 173.9 |
| | 1997 | 176.4 | 176.5 | 177.2 | | | | | | | | | | |

TABLE - 8 (Continued)

The Consumer Price Indexes Major Components, Selected Sub-groups and Special Aggregates (Not Seasonally Adjusted), 1994-1997, Provinces, Whitehorse and Yellowknife, 1986=100

TABLEAU - 8 (Suite)

Indices des prix à la consommation, composantes principales, sous-groupes et agrégats spéciaux (non désaisonnalisés), 1994-1997, Provinces, Whitehorse et Yellowknife, 1986=100

| | | Indexes - Indices | | | | | | | | | | | | Annual average Moyenne annuelle |
|---|------|-------------------|-------|-------|-------|-------|-------|---------|-------|-------|-------|-------|-------|------------------------------------|
| | | Jan. | Feb. | March | April | May | June | July | Aug. | Sept. | Oct. | Nov. | Dec. | |
| QUÉBEC | | Jan. | Fév. | Mars | Avril | Mai | Juin | Juillet | Août | Sept. | Oct. | Nov. | Déc. | |
| ALL-ITEMS - ENSEMBLE | 1994 | 130.9 | 128.5 | 128.6 | 128.4 | 127.8 | 128.4 | 128.4 | 128.4 | 128.4 | 128.2 | 129.1 | 129.0 | 128.7 |
| | 1995 | 129.6 | 130.1 | 130.3 | 131.2 | 131.4 | 131.3 | 131.5 | 131.1 | 131.4 | 131.2 | 131.5 | 131.3 | 131.0 |
| | 1996 | 131.5 | 132.0 | 132.4 | 133.0 | 133.6 | 133.4 | 133.2 | 133.2 | 133.2 | 133.8 | 134.2 | 133.7 | 133.1 |
| | 1997 | 134.1 | 134.6 | 134.6 | | | | | | | | | | |
| FOOD - ALIMENTS | 1994 | 120.7 | 120.2 | 120.4 | 120.1 | 120.7 | 121.7 | 121.9 | 121.0 | 119.2 | 119.2 | 120.3 | 120.3 | 120.5 |
| | 1995 | 121.8 | 122.7 | 122.4 | 124.5 | 123.0 | 123.8 | 123.9 | 122.1 | 121.6 | 121.2 | 121.4 | 121.8 | 122.5 |
| | 1996 | 121.5 | 122.8 | 123.9 | 125.8 | 125.1 | 126.3 | 126.5 | 125.4 | 124.7 | 125.2 | 126.4 | 125.4 | 124.9 |
| | 1997 | 125.5 | 126.8 | 126.9 | | | | | | | | | | |
| P705001 | 1994 | 114.0 | 113.3 | 113.6 | 113.2 | 114.6 | 116.0 | 116.1 | 114.6 | 112.2 | 112.2 | 113.5 | 113.5 | 113.9 |
| | 1995 | 115.4 | 116.5 | 116.3 | 118.9 | 116.8 | 117.7 | 117.6 | 115.2 | 114.4 | 113.8 | 114.0 | 114.6 | 115.9 |
| | 1996 | 114.3 | 115.7 | 117.2 | 119.4 | 118.6 | 120.0 | 120.2 | 118.5 | 117.6 | 118.2 | 119.7 | 118.3 | 118.1 |
| | 1997 | 118.5 | 120.0 | 120.0 | | | | | | | | | | |
| Food purchased from stores - Aliments achetés au magasin | 1994 | 111.6 | 114.0 | 113.4 | 111.7 | 112.5 | 114.4 | 113.9 | 113.9 | 113.4 | 112.7 | 112.2 | 110.7 | 112.9 |
| | 1995 | 110.9 | 112.1 | 112.8 | 114.2 | 112.4 | 114.0 | 115.4 | 116.4 | 117.0 | 115.4 | 113.2 | 113.7 | 114.0 |
| | 1996 | 111.8 | 114.7 | 116.8 | 117.6 | 117.0 | 116.8 | 118.2 | 118.8 | 122.3 | 120.6 | 121.1 | 120.3 | 118.0 |
| | 1997 | 118.8 | 120.6 | 119.3 | | | | | | | | | | |
| P705003 | 1994 | 110.9 | 113.3 | 112.4 | 110.1 | 112.2 | 113.6 | 114.7 | 113.2 | 114.0 | 113.8 | 113.5 | 113.1 | 112.9 |
| | 1995 | 111.0 | 113.3 | 113.6 | 114.6 | 111.4 | 112.7 | 116.0 | 115.2 | 115.8 | 112.2 | 108.4 | 111.9 | 113.0 |
| | 1996 | 108.2 | 112.2 | 112.9 | 113.4 | 110.7 | 110.9 | 111.0 | 109.2 | 112.7 | 111.8 | 112.1 | 112.5 | 111.5 |
| | 1997 | 112.9 | 113.0 | 114.2 | | | | | | | | | | |
| P705004 | 1994 | 116.6 | 120.7 | 117.2 | 115.2 | 113.8 | 120.2 | 117.0 | 122.8 | 116.7 | 110.8 | 107.8 | 101.1 | 115.0 |
| | 1995 | 109.1 | 109.5 | 112.6 | 120.1 | 117.8 | 121.1 | 117.9 | 123.0 | 121.0 | 121.5 | 122.3 | 114.2 | 117.5 |
| | 1996 | 113.2 | 119.6 | 122.7 | 127.7 | 129.4 | 125.6 | 133.5 | 135.4 | 138.0 | 137.3 | 139.8 | 133.5 | 129.6 |
| | 1997 | 127.7 | 131.2 | 121.7 | | | | | | | | | | |
| P705007 | 1994 | 109.9 | 111.1 | 113.0 | 112.7 | 112.0 | 112.4 | 110.4 | 110.1 | 110.0 | 111.3 | 111.3 | 110.4 | 111.2 |
| | 1995 | 110.7 | 110.0 | 110.2 | 108.7 | 110.0 | 111.6 | 111.4 | 113.7 | 116.0 | 117.4 | 116.6 | 116.1 | 112.7 |
| | 1996 | 117.3 | 115.9 | 120.2 | 119.0 | 121.7 | 122.9 | 122.7 | 127.9 | 131.5 | 127.7 | 127.6 | 127.3 | 123.5 |
| | 1997 | 124.6 | 128.8 | 127.1 | | | | | | | | | | |
| P705009 | 1994 | 126.1 | 127.2 | 127.0 | 125.9 | 125.4 | 125.7 | 125.4 | 127.2 | 127.6 | 127.2 | 127.9 | 127.9 | 126.7 |
| | 1995 | 127.1 | 129.0 | 129.0 | 129.4 | 129.8 | 129.1 | 130.3 | 130.6 | 130.5 | 131.7 | 132.4 | 130.3 | 129.9 |
| | 1996 | 131.3 | 130.5 | 129.8 | 128.6 | 128.6 | 130.1 | 130.7 | 130.9 | 130.5 | 131.2 | 130.6 | 130.8 | 130.3 |
| | 1997 | 131.3 | 129.5 | 129.5 | | | | | | | | | | |
| P705010 | 1994 | 114.0 | 113.4 | 115.1 | 115.3 | 115.0 | 115.6 | 115.4 | 115.1 | 115.6 | 115.1 | 115.6 | 116.6 | 115.2 |
| | 1995 | 116.8 | 117.4 | 117.1 | 117.4 | 117.8 | 117.9 | 118.2 | 117.7 | 119.0 | 119.3 | 119.1 | 119.5 | 118.1 |
| | 1996 | 120.0 | 119.8 | 119.7 | 119.7 | 118.8 | 118.7 | 118.7 | 118.0 | 119.0 | 120.5 | 122.3 | 122.5 | 119.8 |
| | 1997 | 122.5 | 122.7 | 123.5 | | | | | | | | | | |
| P705013 | 1994 | 99.0 | 98.9 | 99.4 | 99.5 | 99.1 | 99.4 | 99.4 | 99.4 | 99.4 | 99.7 | 102.5 | 103.0 | 99.9 |
| | 1995 | 103.5 | 104.9 | 107.7 | 106.8 | 107.1 | 108.3 | 109.0 | 110.3 | 111.5 | 112.0 | 113.2 | 112.0 | 108.9 |
| | 1996 | 112.2 | 114.2 | 118.0 | 119.7 | 120.0 | 122.1 | 123.6 | 124.8 | 125.5 | 123.2 | 124.0 | 122.3 | 120.8 |
| | 1997 | 122.9 | 123.3 | 122.7 | | | | | | | | | | |
| P705017 | 1994 | 114.7 | 115.6 | 116.1 | 116.6 | 118.6 | 118.4 | 118.7 | 118.0 | 118.7 | 118.1 | 119.5 | 118.5 | 117.6 |
| | 1995 | 118.0 | 119.0 | 119.7 | 120.0 | 117.8 | 118.1 | 117.3 | 118.2 | 119.9 | 121.7 | 122.3 | 122.8 | 119.6 |
| | 1996 | 121.3 | 124.1 | 125.4 | 125.9 | 124.4 | 124.4 | 124.4 | 125.6 | 129.2 | 131.1 | 130.8 | 131.3 | 126.5 |
| | 1997 | 128.3 | 131.3 | 131.5 | | | | | | | | | | |
| P705018 | 1994 | 116.8 | 117.8 | 118.1 | 119.0 | 119.9 | 119.2 | 119.5 | 118.0 | 119.2 | 118.7 | 120.4 | 119.0 | 118.8 |
| | 1995 | 118.5 | 119.2 | 119.0 | 119.5 | 116.2 | 115.9 | 115.4 | 116.0 | 118.9 | 121.8 | 122.9 | 124.1 | 119.0 |
| | 1996 | 121.9 | 124.4 | 125.6 | 125.5 | 122.5 | 122.8 | 122.3 | 125.1 | 128.4 | 131.2 | 130.4 | 130.4 | 125.9 |
| | 1997 | 127.1 | 130.7 | 131.2 | | | | | | | | | | |
| P705019 | 1994 | 108.5 | 108.9 | 110.0 | 109.7 | 114.7 | 115.5 | 115.9 | 117.4 | 116.7 | 115.8 | 116.7 | 116.5 | 113.9 |
| | 1995 | 116.0 | 117.7 | 120.2 | 120.2 | 120.5 | 121.9 | 120.8 | 122.2 | 121.2 | 120.6 | 120.1 | 119.1 | 120.0 |
| | 1996 | 119.0 | 122.5 | 124.1 | 125.6 | 127.6 | 127.1 | 128.1 | 125.7 | 129.8 | 129.9 | 130.8 | 132.1 | 126.9 |
| | 1997 | 130.0 | 131.6 | 131.2 | | | | | | | | | | |
| P705020 | 1994 | 112.7 | 111.6 | 116.1 | 112.1 | 118.9 | 113.9 | 117.4 | 129.6 | 116.7 | 106.0 | 107.4 | 100.7 | 113.6 |
| | 1995 | 112.4 | 110.7 | 104.5 | 113.5 | 110.7 | 107.5 | 118.4 | 121.2 | 107.0 | 99.4 | 104.6 | 102.3 | 109.4 |
| | 1996 | 101.6 | 101.6 | 110.4 | 114.3 | 112.0 | 122.4 | 118.5 | 119.5 | 111.1 | 106.8 | 109.2 | 108.7 | 111.3 |
| | 1997 | 107.5 | 108.6 | 108.2 | | | | | | | | | | |
| P705022 | | | | | | | | | | | | | | |

TABLE - 8 (Continued)

The Consumer Price Indexes Major Components, Selected Sub-groups and Special Aggregates (Not Seasonally Adjusted), 1994-1997, Provinces, Whitehorse and Yellowknife, 1986=100

TABLEAU - 8 (Suite)

Indices des prix à la consommation, composantes principales, sous-groupes et agrégats spéciaux (non désaisonnalisés), 1994-1997, Provinces, Whitehorse et Yellowknife, 1986=100

| | | Indexes - Indices | | | | | | | | | | | | Annual average Moyenne annuelle |
|--|---------|-------------------|-------|-------|-------|-------|-------|---------|-------|-------|-------|-------|-------|------------------------------------|
| | | Jan. | Feb. | March | April | May | June | July | Aug. | Sept. | Oct. | Nov. | Dec. | |
| QUÉBEC | | Jan. | Fév. | Mars | Avril | Mai | Juin | Juillet | Août | Sept. | Oct. | Nov. | Déc. | |
| Fresh vegetables – Légumes frais | 1994 | 153.0 | 129.3 | 127.7 | 130.4 | 140.9 | 157.6 | 158.3 | 122.7 | 95.8 | 105.5 | 118.1 | 128.8 | 130.7 |
| | 1995 | 138.2 | 139.9 | 140.5 | 156.9 | 143.5 | 153.2 | 136.3 | 99.5 | 95.2 | 91.2 | 96.5 | 106.5 | 124.8 |
| | 1996 | 108.3 | 109.3 | 108.7 | 131.6 | 123.7 | 133.1 | 132.4 | 109.1 | 84.1 | 95.5 | 108.3 | 99.8 | 112.0 |
| | P705025 | 1997 | 111.1 | 116.5 | 119.4 | | | | | | | | | |
| Non-alcoholic beverages – Boissons non alcoolisées | 1994 | 120.9 | 123.9 | 119.8 | 120.9 | 116.2 | 111.3 | 111.9 | 111.6 | 110.6 | 112.2 | 110.0 | 113.2 | 115.2 |
| | 1995 | 116.4 | 125.2 | 124.9 | 126.5 | 122.8 | 122.9 | 120.9 | 118.8 | 120.9 | 124.1 | 124.9 | 122.8 | 122.6 |
| | 1996 | 125.4 | 127.8 | 130.3 | 125.2 | 129.1 | 123.1 | 126.1 | 125.1 | 127.9 | 124.3 | 122.4 | 111.8 | 124.9 |
| | P705031 | 1997 | 117.0 | 120.0 | 117.8 | | | | | | | | | |
| Food purchased from restaurants – Aliments achetés au restaurant | 1994 | 140.7 | 141.0 | 140.7 | 140.9 | 139.4 | 139.2 | 139.4 | 140.3 | 140.3 | 140.6 | 140.8 | 140.7 | 140.3 |
| | 1995 | 141.0 | 141.0 | 140.9 | 141.0 | 141.5 | 142.1 | 142.6 | 143.0 | 143.3 | 143.4 | 143.5 | 143.5 | 142.2 |
| | 1996 | 143.3 | 144.2 | 144.3 | 144.9 | 144.8 | 145.2 | 145.6 | 146.0 | 146.0 | 146.2 | 146.4 | 146.6 | 145.3 |
| | P705032 | 1997 | 146.7 | 147.1 | 147.6 | | | | | | | | | |
| SHELTER – LOGEMENT | 1994 | 134.4 | 134.2 | 134.2 | 134.0 | 134.0 | 134.2 | 134.2 | 134.6 | 134.7 | 134.9 | 134.9 | 135.2 | 134.5 |
| | 1995 | 135.6 | 135.6 | 135.9 | 136.0 | 136.3 | 136.4 | 136.4 | 136.6 | 136.6 | 137.1 | 137.2 | 137.3 | 136.4 |
| | 1996 | 137.3 | 137.3 | 137.2 | 137.2 | 137.6 | 137.6 | 137.7 | 137.8 | 137.8 | 138.2 | 138.3 | 138.3 | 137.7 |
| | P705033 | 1997 | 138.2 | 138.2 | 138.1 | | | | | | | | | |
| Rented accommodation – Logement en location | 1994 | 126.2 | 126.3 | 126.3 | 126.3 | 126.6 | 126.6 | 126.7 | 127.2 | 127.3 | 127.2 | 127.5 | 127.6 | 126.8 |
| | 1995 | 127.7 | 127.8 | 127.8 | 127.8 | 128.0 | 128.0 | 128.0 | 128.4 | 128.6 | 128.7 | 128.8 | 128.9 | 128.2 |
| | 1996 | 128.9 | 128.9 | 129.0 | 129.0 | 129.1 | 129.1 | 129.3 | 129.6 | 129.8 | 129.8 | 129.9 | 129.9 | 129.4 |
| | P705034 | 1997 | 129.9 | 130.0 | 130.0 | | | | | | | | | |
| Rent – Loyer | 1994 | 127.1 | 127.1 | 127.2 | 127.3 | 127.3 | 127.4 | 127.5 | 128.0 | 128.2 | 128.2 | 128.5 | 128.7 | 127.7 |
| | 1995 | 128.7 | 128.8 | 128.8 | 128.9 | 128.9 | 129.0 | 129.0 | 129.5 | 129.6 | 129.8 | 129.8 | 129.9 | 129.2 |
| | 1996 | 129.9 | 130.0 | 130.0 | 130.0 | 130.1 | 130.1 | 130.3 | 130.7 | 130.8 | 130.8 | 130.9 | 130.9 | 130.4 |
| | P705035 | 1997 | 130.9 | 131.0 | 131.0 | | | | | | | | | |
| Owned accommodation – Logement en propriété | 1994 | 138.7 | 138.3 | 138.1 | 137.7 | 137.9 | 138.3 | 138.3 | 138.7 | 139.0 | 139.5 | 139.5 | 139.9 | 138.7 |
| | 1995 | 140.5 | 140.5 | 141.3 | 141.4 | 142.0 | 142.1 | 142.3 | 142.3 | 142.5 | 143.1 | 143.2 | 143.3 | 142.0 |
| | 1996 | 143.1 | 143.1 | 143.0 | 142.9 | 143.0 | 143.0 | 143.1 | 143.0 | 142.8 | 143.3 | 143.2 | 142.9 | 143.0 |
| | P705036 | 1997 | 142.7 | 142.6 | 142.6 | | | | | | | | | |
| Replacement cost – Coût de remplacement | 1994 | 144.3 | 143.8 | 143.5 | 143.6 | 143.3 | 144.5 | 144.2 | 144.2 | 144.2 | 144.8 | 144.9 | 145.7 | 144.3 |
| | 1995 | 145.7 | 145.4 | 146.1 | 146.1 | 146.3 | 146.0 | 146.4 | 146.4 | 146.5 | 146.2 | 145.9 | 145.8 | 146.1 |
| | 1996 | 145.8 | 145.7 | 145.7 | 145.6 | 145.2 | 145.4 | 146.0 | 146.1 | 146.1 | 146.3 | 146.3 | 145.9 | 145.8 |
| | P705037 | 1997 | 146.4 | 146.7 | 146.7 | | | | | | | | | |
| Homeowners' insurance premiums – Primes d'assurance de propriétaire | 1994 | 135.0 | 134.5 | 134.2 | 134.3 | 134.0 | 134.0 | 135.1 | 134.9 | 134.9 | 134.9 | 135.4 | 135.5 | 134.7 |
| | 1995 | 136.7 | 136.7 | 136.4 | 137.1 | 137.1 | 137.2 | 137.0 | 137.1 | 137.1 | 139.2 | 139.0 | 138.8 | 137.5 |
| | 1996 | 138.8 | 138.7 | 138.8 | 138.6 | 138.2 | 138.4 | 139.4 | 139.4 | 139.4 | 139.6 | 139.6 | 140.4 | 139.1 |
| | P705039 | 1997 | 140.9 | 141.1 | 141.2 | | | | | | | | | |
| Homeowners' maintenance and repairs – Entretien et réparations par le propriétaire | 1994 | 120.0 | 120.5 | 121.9 | 119.5 | 119.6 | 120.1 | 119.1 | 119.7 | 120.0 | 119.4 | 117.1 | 117.6 | 119.5 |
| | 1995 | 119.8 | 116.8 | 119.6 | 117.2 | 120.9 | 120.6 | 121.5 | 121.6 | 121.8 | 119.7 | 120.1 | 121.6 | 120.1 |
| | 1996 | 120.1 | 121.8 | 122.0 | 121.6 | 123.3 | 123.0 | 123.4 | 123.4 | 123.3 | 122.8 | 124.4 | 123.8 | 122.7 |
| | P705040 | 1997 | 123.4 | 122.5 | 123.8 | | | | | | | | | |
| Water, fuel and electricity – Eau, combustible et électricité | 1994 | 139.9 | 139.8 | 140.5 | 140.3 | 139.1 | 139.1 | 139.1 | 139.1 | 138.8 | 138.3 | 138.2 | 138.2 | 139.2 |
| | 1995 | 138.4 | 138.4 | 137.8 | 137.8 | 137.8 | 137.8 | 137.5 | 137.5 | 137.2 | 137.6 | 137.7 | 138.0 | 137.8 |
| | 1996 | 138.3 | 138.1 | 138.1 | 138.3 | 140.1 | 140.1 | 140.1 | 140.1 | 140.4 | 141.4 | 142.0 | 142.9 | 140.0 |
| | P705041 | 1997 | 143.1 | 143.6 | 142.6 | | | | | | | | | |
| Electricity – Électricité | 1994 | 147.8 | 147.8 | 147.8 | 147.8 | 146.9 | 146.9 | 146.9 | 146.9 | 146.9 | 146.9 | 146.9 | 146.9 | 147.2 |
| | 1995 | 146.9 | 146.9 | 146.9 | 146.9 | 146.9 | 146.9 | 146.9 | 146.9 | 146.9 | 146.9 | 146.9 | 146.9 | 146.9 |
| | 1996 | 146.9 | 146.9 | 146.9 | 146.9 | 149.5 | 149.5 | 149.5 | 149.5 | 149.5 | 149.5 | 149.5 | 149.5 | 148.6 |
| | P705042 | 1997 | 149.5 | 149.5 | 149.5 | | | | | | | | | |
| Piped gas – Gaz | 1994 | 148.4 | 144.1 | 144.1 | 146.8 | 144.8 | 144.8 | 144.8 | 145.0 | 145.0 | 145.0 | 145.0 | 143.2 | 145.1 |
| | 1995 | 143.2 | 143.4 | 143.4 | 143.4 | 143.4 | 143.4 | 135.7 | 135.7 | 135.7 | 141.5 | 141.5 | 141.5 | 141.0 |
| | 1996 | 144.4 | 144.4 | 144.4 | 144.4 | 144.6 | 144.6 | 144.6 | 144.6 | 144.6 | 144.6 | 146.5 | 152.1 | 145.3 |
| | P705044 | 1997 | 151.7 | 152.6 | 149.3 | | | | | | | | | |
| Fuel oil and other fuel – Mazout et autres combustibles | 1994 | 131.8 | 132.7 | 136.2 | 134.4 | 132.0 | 132.0 | 132.0 | 132.0 | 130.2 | 127.6 | 126.9 | 127.5 | 131.3 |
| | 1995 | 128.6 | 128.6 | 124.4 | 124.4 | 124.4 | 124.4 | 124.4 | 124.4 | 122.2 | 123.3 | 124.5 | 126.1 | 125.0 |
| | 1996 | 126.5 | 125.7 | 125.7 | 126.9 | 126.4 | 126.4 | 126.4 | 126.4 | 127.9 | 134.5 | 137.6 | 142.3 | 129.4 |
| | P705045 | 1997 | 143.6 | 146.8 | 140.8 | | | | | | | | | |

TABLE - 8 (Continued)

**The Consumer Price Indexes Major Components,
Selected Sub-groups and Special Aggregates
(Not Seasonally Adjusted), 1994-1997, Provinces,
Whitehorse and Yellowknife, 1986=100**

TABLEAU - 8 (Suite)

**Indices des prix à la consommation, composantes
principales, sous-groupes et agrégats spéciaux
(non désaisonnalisés), 1994-1997, Provinces,
Whitehorse et Yellowknife, 1986=100**

| | | Indexes - Indices | | | | | | | | | | | | Annual average |
|--|------|-------------------|-------|-------|-------|-------|-------|---------|-------|-------|-------|-------|-------|---------------------|
| | | Jan. | Feb. | March | April | May | June | July | Aug. | Sept. | Oct. | Nov. | Dec. | |
| QUÉBEC | | Jan. | Fév. | Mars | Avril | Mai | Juin | Juillet | Août | Sept. | Oct. | Nov. | Déc. | Moyenne annuelle |
| HOUSEHOLD OPERATIONS AND FURNISHINGS – DÉPENSES ET ÉQUIPEMENT DU MÉNAGE P705046 | 1994 | 119.2 | 119.9 | 119.7 | 119.4 | 118.0 | 118.7 | 118.6 | 118.5 | 119.4 | 119.4 | 119.3 | 120.3 | 119.2 |
| | 1995 | 120.6 | 121.4 | 121.9 | 122.3 | 122.8 | 122.4 | 122.6 | 122.9 | 123.7 | 124.9 | 124.3 | 124.2 | 122.8 |
| | 1996 | 125.3 | 125.6 | 125.9 | 126.0 | 126.3 | 126.3 | 126.1 | 126.2 | 126.7 | 126.6 | 126.5 | 125.9 | 126.1 |
| | 1997 | 127.8 | 128.1 | 128.5 | | | | | | | | | | |
| Household operations – Dépenses du ménage P705047 | 1994 | 117.4 | 117.7 | 117.8 | 117.5 | 116.2 | 116.2 | 116.1 | 116.3 | 116.8 | 117.3 | 117.7 | 118.1 | 117.1 |
| | 1995 | 118.4 | 119.0 | 119.5 | 119.6 | 120.3 | 121.0 | 121.7 | 122.7 | 123.4 | 124.0 | 123.9 | 124.0 | 121.5 |
| | 1996 | 126.2 | 126.4 | 126.4 | 126.2 | 126.4 | 126.3 | 125.9 | 126.0 | 126.6 | 126.9 | 126.8 | 126.7 | 126.4 |
| | 1997 | 129.7 | 129.7 | 129.5 | | | | | | | | | | |
| Telephone services – Services téléphoniques P705049 | 1994 | 99.4 | 99.4 | 99.9 | 99.9 | 98.4 | 98.4 | 98.4 | 98.4 | 98.4 | 98.4 | 98.4 | 98.4 | 98.8 |
| | 1995 | 98.4 | 98.4 | 98.4 | 98.4 | 98.4 | 99.5 | 99.5 | 99.5 | 99.5 | 99.2 | 99.2 | 99.2 | 99.0 |
| | 1996 | 105.6 | 105.6 | 105.6 | 105.6 | 106.2 | 106.2 | 106.2 | 106.2 | 107.4 | 106.6 | 106.0 | 106.0 | 106.1 |
| | 1997 | 114.1 | 113.3 | 113.3 | | | | | | | | | | |
| Household furnishings – Équipement du ménage P705054 | 1994 | 121.3 | 122.4 | 121.9 | 121.6 | 120.0 | 121.5 | 121.5 | 121.1 | 122.3 | 121.8 | 121.2 | 122.7 | 121.6 |
| | 1995 | 123.1 | 124.1 | 124.5 | 125.5 | 125.7 | 123.6 | 123.1 | 122.3 | 123.3 | 125.4 | 124.0 | 123.8 | 124.0 |
| | 1996 | 123.2 | 123.6 | 124.2 | 124.9 | 125.3 | 125.5 | 125.6 | 125.5 | 125.9 | 125.3 | 125.1 | 124.0 | 124.8 |
| | 1997 | 124.0 | 125.0 | 126.1 | | | | | | | | | | |
| CLOTHING AND FOOTWEAR – HABILLEMENT ET CHAUSSURES P705061 | 1994 | 135.4 | 137.6 | 138.3 | 137.8 | 134.5 | 135.7 | 134.6 | 134.2 | 134.2 | 134.9 | 133.9 | 133.2 | 135.4 |
| | 1995 | 133.0 | 136.4 | 135.0 | 136.5 | 135.8 | 134.4 | 133.8 | 133.9 | 135.9 | 134.1 | 134.1 | 130.6 | 134.5 |
| | 1996 | 132.5 | 133.6 | 134.2 | 132.3 | 131.4 | 129.3 | 128.9 | 130.8 | 134.7 | 135.1 | 133.6 | 129.5 | 132.2 |
| | 1997 | 131.9 | 132.4 | 134.6 | | | | | | | | | | |
| Clothing – Habillement P705062 | 1994 | 137.6 | 139.7 | 139.8 | 139.4 | 135.7 | 136.8 | 135.2 | 135.5 | 135.3 | 135.8 | 134.2 | 133.6 | 136.6 |
| | 1995 | 135.7 | 138.5 | 136.6 | 138.8 | 138.2 | 136.1 | 135.9 | 135.2 | 137.4 | 135.0 | 135.0 | 131.4 | 136.2 |
| | 1996 | 133.3 | 134.7 | 134.9 | 132.0 | 131.8 | 129.3 | 129.6 | 131.9 | 135.2 | 136.2 | 134.5 | 129.8 | 132.8 |
| | 1997 | 133.3 | 133.5 | 135.4 | | | | | | | | | | |
| Women's clothing – Vêtements pour femmes P705063 | 1994 | 139.5 | 141.4 | 142.0 | 140.9 | 137.8 | 138.6 | 137.4 | 137.6 | 138.6 | 139.3 | 135.7 | 135.7 | 138.7 |
| | 1995 | 139.1 | 144.0 | 140.4 | 143.2 | 142.5 | 140.7 | 138.7 | 138.0 | 141.3 | 136.4 | 136.7 | 132.3 | 139.4 |
| | 1996 | 135.5 | 136.9 | 136.8 | 132.7 | 131.8 | 132.2 | 130.3 | 133.8 | 137.3 | 138.2 | 136.1 | 130.0 | 134.3 |
| | 1997 | 135.6 | 135.4 | 137.6 | | | | | | | | | | |
| Men's clothing – Vêtements pour hommes P705064 | 1994 | 133.6 | 135.8 | 134.6 | 134.8 | 130.6 | 131.8 | 130.5 | 129.8 | 128.7 | 129.1 | 131.1 | 129.1 | 131.6 |
| | 1995 | 128.9 | 129.3 | 131.5 | 132.7 | 132.4 | 128.3 | 132.2 | 131.4 | 132.5 | 131.7 | 131.8 | 128.6 | 130.9 |
| | 1996 | 129.1 | 130.5 | 130.0 | 128.5 | 128.8 | 122.4 | 125.2 | 126.4 | 129.7 | 131.0 | 130.3 | 126.2 | 128.2 |
| | 1997 | 128.7 | 129.5 | 130.9 | | | | | | | | | | |
| Footwear – Chaussures P705066 | 1994 | 133.7 | 136.5 | 140.3 | 139.0 | 135.2 | 137.7 | 138.2 | 135.7 | 137.2 | 139.9 | 141.2 | 139.7 | 137.9 |
| | 1995 | 129.8 | 138.4 | 136.9 | 137.2 | 136.7 | 137.2 | 134.8 | 137.4 | 140.5 | 140.6 | 138.4 | 132.5 | 136.7 |
| | 1996 | 137.6 | 140.7 | 142.5 | 144.8 | 142.8 | 139.9 | 135.4 | 135.4 | 146.8 | 143.7 | 141.6 | 137.2 | 140.7 |
| | 1997 | 136.6 | 138.2 | 144.2 | | | | | | | | | | |
| TRANSPORTATION – TRANSPORTS P705069 | 1994 | 121.4 | 122.2 | 122.2 | 122.4 | 121.3 | 122.4 | 123.3 | 124.2 | 123.7 | 122.3 | 125.9 | 125.5 | 123.1 |
| | 1995 | 126.4 | 126.3 | 126.5 | 127.3 | 128.5 | 127.7 | 127.5 | 127.1 | 128.0 | 126.9 | 128.4 | 129.8 | 127.5 |
| | 1996 | 130.2 | 130.0 | 129.7 | 130.7 | 133.6 | 132.3 | 129.1 | 129.7 | 129.5 | 130.9 | 133.5 | 133.5 | 131.1 |
| | 1997 | 133.6 | 133.7 | 132.9 | | | | | | | | | | |
| Private transportation – Transport privé P705070 | 1994 | 119.2 | 119.9 | 120.0 | 120.1 | 119.0 | 120.1 | 120.5 | 121.5 | 121.1 | 119.7 | 123.7 | 122.9 | 120.6 |
| | 1995 | 124.0 | 123.9 | 124.0 | 125.0 | 126.2 | 125.3 | 124.9 | 124.5 | 125.5 | 124.5 | 126.1 | 127.3 | 125.1 |
| | 1996 | 127.8 | 127.5 | 127.0 | 128.0 | 131.1 | 129.8 | 126.2 | 126.9 | 126.8 | 128.3 | 130.9 | 130.5 | 128.4 |
| | 1997 | 130.6 | 131.0 | 129.9 | | | | | | | | | | |
| Purchase of automotive vehicles – Achat de véhicules automobiles P705072 | 1994 | 126.7 | 126.9 | 126.6 | 126.6 | 124.9 | 124.9 | 125.8 | 125.8 | 125.8 | 125.8 | 131.3 | 131.3 | 126.9 |
| | 1995 | 132.7 | 132.8 | 132.8 | 132.1 | 132.1 | 132.1 | 132.3 | 132.3 | 132.3 | 132.3 | 136.2 | 136.2 | 133.0 |
| | 1996 | 136.9 | 136.9 | 136.5 | 136.9 | 136.9 | 136.9 | 136.9 | 136.9 | 136.9 | 136.9 | 141.6 | 141.6 | 137.7 |
| | 1997 | 141.2 | 141.0 | 141.0 | | | | | | | | | | |
| Operation of automotive vehicles – Utilisation de véhicules automobiles P705073 | 1994 | 113.9 | 115.0 | 115.4 | 115.7 | 115.4 | 118.4 | 118.3 | 120.4 | 119.0 | 115.8 | 118.5 | 116.8 | 116.9 |
| | 1995 | 117.6 | 117.4 | 117.4 | 119.8 | 121.9 | 120.4 | 119.5 | 118.9 | 120.0 | 118.1 | 117.8 | 120.4 | 119.1 |
| | 1996 | 120.8 | 120.3 | 120.1 | 121.7 | 127.4 | 124.9 | 118.2 | 119.3 | 119.1 | 121.9 | 122.9 | 122.5 | 121.6 |
| | 1997 | 123.1 | 123.9 | 122.3 | | | | | | | | | | |
| Gasoline – Essence P705074 | 1994 | 102.5 | 104.8 | 106.1 | 106.2 | 105.6 | 112.0 | 111.7 | 116.5 | 113.3 | 106.1 | 111.8 | 108.0 | 108.7 |
| | 1995 | 110.0 | 109.4 | 109.3 | 114.5 | 119.5 | 116.1 | 113.6 | 112.1 | 114.7 | 109.9 | 109.3 | 115.2 | 112.8 |
| | 1996 | 116.3 | 114.9 | 114.6 | 118.1 | 131.9 | 126.2 | 110.7 | 113.3 | 112.8 | 119.3 | 121.8 | 120.8 | 118.4 |
| | 1997 | 122.0 | 124.2 | 120.5 | | | | | | | | | | |

TABLE - 8 (Continued)

The Consumer Price Indexes Major Components, Selected Sub-groups and Special Aggregates (Not Seasonally Adjusted), 1994-1997, Provinces, Whitehorse and Yellowknife, 1986=100

TABLEAU - 8 (Suite)

Indices des prix à la consommation, composantes principales, sous-groupes et agrégats spéciaux (non désaisonnalisés), 1994-1997, Provinces, Whitehorse et Yellowknife, 1986=100

| | | Indexes - Indices | | | | | | | | | | | | Annual average Moyenne annuelle |
|---|------|-------------------|-------|-------|-------|-------|-------|---------|-------|-------|-------|-------|-------|------------------------------------|
| | | Jan. | Feb. | March | April | May | June | July | Aug. | Sept. | Oct. | Nov. | Dec. | |
| QUÉBEC | | Jan. | Fév. | Mars | Avril | Mai | Juin | Juillet | Août | Sept. | Oct. | Nov. | Déc. | |
| Automotive vehicle parts, maintenance and repairs – Pièces, entretien et réparation de véhicules automobiles P705075 | 1994 | 123.8 | 123.8 | 123.8 | 124.8 | 124.7 | 124.8 | 124.6 | 124.6 | 124.6 | 124.6 | 125.4 | 125.4 | 124.6 |
| | 1995 | 125.4 | 125.4 | 125.4 | 126.0 | 126.0 | 126.0 | 126.9 | 126.9 | 126.9 | 126.9 | 127.5 | 127.5 | 126.4 |
| | 1996 | 127.5 | 127.6 | 127.6 | 127.7 | 127.7 | 127.7 | 127.7 | 127.7 | 127.7 | 127.7 | 127.4 | 127.4 | 127.6 |
| | 1997 | 127.4 | 127.4 | 127.4 | | | | | | | | | | |
| Other automotive vehicle operating expenses - Autres dépenses d'utilisation des véhicules automobiles P705076 | 1994 | 122.1 | 122.2 | 121.7 | 121.7 | 121.9 | 121.9 | 122.1 | 122.2 | 122.2 | 122.2 | 122.3 | 122.3 | 122.1 |
| | 1995 | 122.2 | 122.3 | 122.3 | 122.3 | 122.2 | 122.2 | 122.1 | 122.1 | 122.1 | 122.6 | 122.2 | 122.2 | 122.2 |
| | 1996 | 122.1 | 122.2 | 122.2 | 122.2 | 121.2 | 121.3 | 121.4 | 121.4 | 121.4 | 121.3 | 121.3 | 121.4 | 121.6 |
| | 1997 | 121.4 | 121.3 | 121.3 | | | | | | | | | | |
| Automotive vehicle insurance premiums - Primes d'assurance de véhicules automobiles P705077 | 1994 | 107.8 | 107.8 | 107.3 | 107.3 | 107.3 | 107.3 | 107.6 | 107.6 | 107.6 | 107.6 | 107.6 | 107.6 | 107.5 |
| | 1995 | 107.4 | 107.5 | 107.5 | 107.5 | 107.5 | 107.5 | 107.4 | 107.4 | 107.4 | 107.9 | 107.9 | 107.9 | 107.6 |
| | 1996 | 107.9 | 108.0 | 108.0 | 108.0 | 106.7 | 106.7 | 106.7 | 106.7 | 106.7 | 106.7 | 106.7 | 106.0 | 107.1 |
| | 1997 | 106.0 | 106.0 | 106.0 | | | | | | | | | | |
| Public transportation -- Transport public P705079 | 1994 | 146.8 | 148.9 | 148.0 | 149.0 | 148.0 | 149.4 | 155.6 | 155.4 | 153.3 | 152.3 | 152.1 | 156.2 | 151.3 |
| | 1995 | 152.9 | 153.1 | 153.5 | 151.6 | 152.3 | 154.5 | 158.6 | 157.6 | 155.7 | 154.7 | 154.4 | 158.7 | 154.8 |
| | 1996 | 156.6 | 156.9 | 161.7 | 162.2 | 162.1 | 159.9 | 163.2 | 163.8 | 161.8 | 161.2 | 163.2 | 170.2 | 161.9 |
| | 1997 | 170.8 | 164.9 | 170.2 | | | | | | | | | | |
| Local and commuter transportation – Transport local et de banlieue P705080 | 1994 | 156.4 | 156.4 | 156.4 | 156.4 | 156.6 | 156.8 | 157.0 | 157.0 | 157.0 | 157.0 | 157.0 | 157.0 | 156.8 |
| | 1995 | 160.0 | 160.0 | 160.0 | 160.0 | 160.0 | 160.0 | 160.1 | 160.1 | 160.1 | 160.1 | 160.1 | 160.1 | 160.1 |
| | 1996 | 163.7 | 163.7 | 163.7 | 163.7 | 163.7 | 163.7 | 163.8 | 163.8 | 163.8 | 163.8 | 163.8 | 163.8 | 163.8 |
| | 1997 | 166.4 | 166.4 | 166.4 | | | | | | | | | | |
| HEALTH AND PERSONAL CARE – SANTÉ ET SOINS PERSONNELS P705084 | 1994 | 137.7 | 137.7 | 137.3 | 138.2 | 138.1 | 137.7 | 136.9 | 136.9 | 137.7 | 137.4 | 138.2 | 137.9 | 137.6 |
| | 1995 | 138.5 | 138.0 | 137.0 | 137.3 | 137.6 | 137.3 | 137.7 | 137.8 | 137.6 | 137.5 | 137.5 | 137.5 | 137.6 |
| | 1996 | 137.8 | 138.3 | 138.1 | 138.5 | 138.6 | 138.2 | 138.3 | 139.0 | 138.8 | 138.7 | 138.9 | 138.8 | 138.5 |
| | 1997 | 139.2 | 139.3 | 139.7 | | | | | | | | | | |
| Health care – Soins de santé P705085 | 1994 | 142.4 | 142.4 | 141.0 | 142.5 | 142.3 | 142.3 | 142.7 | 142.7 | 143.7 | 144.0 | 144.2 | 143.8 | 142.8 |
| | 1995 | 144.4 | 144.6 | 144.7 | 145.3 | 145.3 | 145.0 | 145.5 | 145.8 | 146.3 | 146.1 | 146.1 | 146.1 | 145.4 |
| | 1996 | 146.0 | 146.3 | 146.3 | 147.3 | 147.4 | 147.4 | 147.8 | 148.2 | 147.9 | 147.9 | 148.1 | 147.7 | 147.4 |
| | 1997 | 147.7 | 148.0 | 147.9 | | | | | | | | | | |
| Medicinal and pharmaceutical products – Médicaments et produits pharmaceutiques P705087 | 1994 | 152.2 | 152.4 | 151.5 | 153.3 | 153.0 | 152.8 | 152.4 | 152.2 | 152.6 | 153.3 | 153.0 | 151.4 | 152.5 |
| | 1995 | 153.4 | 153.9 | 154.5 | 153.4 | 153.5 | 153.0 | 154.8 | 155.0 | 155.7 | 154.8 | 153.3 | 153.3 | 154.1 |
| | 1996 | 152.6 | 153.8 | 154.5 | 155.0 | 155.5 | 155.9 | 156.4 | 157.6 | 156.6 | 156.7 | 155.8 | 155.5 | 155.5 |
| | 1997 | 155.0 | 155.9 | 155.7 | | | | | | | | | | |
| Prescribed medicines – Médicaments prescrits P705088 | 1994 | 156.8 | 157.4 | 157.4 | 159.4 | 159.4 | 159.3 | 159.3 | 159.3 | 159.1 | 159.3 | 159.2 | 157.8 | 158.6 |
| | 1995 | 157.8 | 158.8 | 159.5 | 159.5 | 159.6 | 160.2 | 159.9 | 160.1 | 160.9 | 160.8 | 160.8 | 160.8 | 159.9 |
| | 1996 | 160.8 | 160.8 | 161.4 | 161.8 | 162.1 | 162.1 | 162.8 | 164.3 | 163.6 | 163.6 | 163.4 | 163.5 | 162.5 |
| | 1997 | 163.5 | 163.1 | 163.1 | | | | | | | | | | |
| Non-prescribed medicines – Médicaments non prescrits P705089 | 1994 | 143.6 | 142.9 | 140.9 | 142.3 | 141.5 | 141.3 | 140.3 | 139.8 | 140.9 | 142.5 | 141.7 | 140.1 | 141.5 |
| | 1995 | 145.7 | 145.3 | 145.5 | 142.7 | 142.8 | 140.4 | 145.7 | 146.0 | 146.7 | 144.2 | 140.1 | 139.9 | 143.8 |
| | 1996 | 138.1 | 141.6 | 142.4 | 142.9 | 143.7 | 144.9 | 145.2 | 145.7 | 144.3 | 144.5 | 142.4 | 141.4 | 143.1 |
| | 1997 | 140.1 | 143.2 | 142.5 | | | | | | | | | | |
| Personal care – Soins personnels P705091 | 1994 | 134.5 | 134.5 | 134.6 | 135.2 | 135.0 | 134.5 | 132.9 | 133.0 | 133.7 | 132.9 | 134.1 | 134.0 | 134.1 |
| | 1995 | 134.5 | 133.6 | 131.8 | 132.0 | 132.4 | 132.1 | 132.5 | 132.5 | 131.8 | 131.7 | 131.7 | 131.8 | 132.4 |
| | 1996 | 132.3 | 132.9 | 132.6 | 132.6 | 132.7 | 132.1 | 131.9 | 132.8 | 132.8 | 132.5 | 132.7 | 132.8 | 132.6 |
| | 1997 | 133.4 | 133.6 | 134.1 | | | | | | | | | | |
| RECREATION, EDUCATION AND READING – LOISIRS, FORMATION ET LECTURE P705094 | 1994 | 137.3 | 138.4 | 139.5 | 139.2 | 139.2 | 139.5 | 140.6 | 140.6 | 142.7 | 142.8 | 143.1 | 142.2 | 140.4 |
| | 1995 | 141.0 | 142.0 | 143.4 | 143.7 | 145.0 | 145.5 | 147.8 | 147.7 | 147.4 | 146.8 | 146.9 | 143.4 | 145.1 |
| | 1996 | 142.5 | 143.7 | 144.9 | 145.6 | 146.9 | 146.6 | 150.5 | 150.3 | 149.3 | 149.9 | 147.3 | 146.2 | 147.0 |
| | 1997 | 145.2 | 146.2 | 146.4 | | | | | | | | | | |
| Recreation – Loisirs P705095 | 1994 | 122.5 | 123.8 | 125.3 | 124.9 | 125.1 | 125.2 | 126.4 | 126.5 | 126.5 | 126.5 | 126.9 | 126.0 | 125.5 |
| | 1995 | 124.6 | 125.6 | 127.1 | 127.2 | 128.5 | 128.1 | 130.4 | 130.4 | 130.0 | 129.2 | 129.2 | 125.9 | 128.0 |
| | 1996 | 124.8 | 126.0 | 127.3 | 128.1 | 129.5 | 129.4 | 133.5 | 133.4 | 131.7 | 132.3 | 129.4 | 128.3 | 129.5 |
| | 1997 | 127.1 | 128.1 | 128.5 | | | | | | | | | | |
| Education and reading – Formation et lecture P705103 | 1994 | 194.9 | 195.4 | 195.0 | 195.2 | 194.3 | 195.7 | 195.8 | 195.8 | 206.1 | 206.6 | 206.6 | 205.2 | 198.9 |
| | 1995 | 205.9 | 205.9 | 206.9 | 208.7 | 209.0 | 214.4 | 216.3 | 216.3 | 216.8 | 217.2 | 217.2 | 214.0 | 212.4 |
| | 1996 | 214.9 | 214.9 | 215.9 | 215.7 | 215.7 | 214.5 | 216.0 | 216.0 | 218.5 | 219.3 | 219.3 | 218.4 | 216.6 |
| | 1997 | 219.2 | 219.2 | 218.5 | | | | | | | | | | |

TABLE - 8 (Continued)

The Consumer Price Indexes Major Components, Selected Sub-groups and Special Aggregates (Not Seasonally Adjusted), 1994-1997, Provinces, Whitehorse and Yellowknife, 1986=100

TABLEAU - 8 (Suite)

Indices des prix à la consommation, composantes principales, sous-groupes et agrégats spéciaux (non désaisonnalisés), 1994-1997, Provinces, Whitehorse et Yellowknife, 1986=100

| | | Indexes - Indices | | | | | | | | | | | | Annual average |
|--|------|-------------------|-------|-------|-------|-------|-------|---------|-------|-------|-------|-------|-------|------------------|
| | | Jan. | Feb. | March | April | May | June | July | Aug. | Sept. | Oct. | Nov. | Dec. | |
| QUÉBEC | | Jan. | Fév. | Mars | Avril | Mai | Juin | Juillet | Août | Sept. | Oct. | Nov. | Déc. | Moyenne annuelle |
| ALCOHOLIC BEVERAGES AND TOBACCO PRODUCTS – BOISSONS ALCOOLISÉES ET PRODUITS DU TABAC P705107 | 1994 | 173.4 | 126.4 | 125.1 | 124.7 | 123.2 | 123.5 | 121.3 | 120.9 | 120.7 | 121.6 | 121.4 | 121.9 | 127.0 |
| | 1995 | 122.3 | 122.5 | 124.9 | 126.1 | 127.7 | 127.8 | 128.2 | 128.4 | 128.8 | 129.5 | 129.9 | 129.6 | 127.1 |
| | 1996 | 129.3 | 130.9 | 131.0 | 131.4 | 132.5 | 132.5 | 132.4 | 132.1 | 132.4 | 132.9 | 133.3 | 136.2 | 132.2 |
| | 1997 | 136.8 | 137.5 | 137.5 | | | | | | | | | | |
| Alcoholic beverages – Boissons alcoolisées P705108 | 1994 | 143.5 | 143.5 | 143.5 | 142.9 | 141.4 | 141.2 | 137.6 | 137.1 | 136.9 | 138.3 | 138.3 | 139.0 | 140.3 |
| | 1995 | 139.6 | 140.1 | 139.8 | 141.7 | 141.5 | 141.5 | 142.2 | 142.7 | 143.0 | 144.0 | 144.7 | 144.2 | 142.1 |
| | 1996 | 143.8 | 146.3 | 146.6 | 147.3 | 147.7 | 147.7 | 147.7 | 147.2 | 147.7 | 148.6 | 149.1 | 149.1 | 147.4 |
| | 1997 | 149.2 | 150.2 | 150.1 | | | | | | | | | | |
| Alcoholic beverages purchased from stores – Boissons alcoolisées achetées au magasin P705110 | 1994 | 140.4 | 140.1 | 140.1 | 139.5 | 138.0 | 137.7 | 133.9 | 133.8 | 133.5 | 135.1 | 134.9 | 136.1 | 136.9 |
| | 1995 | 136.9 | 136.9 | 136.4 | 139.0 | 138.8 | 138.8 | 139.8 | 140.1 | 140.5 | 141.9 | 142.9 | 142.3 | 139.5 |
| | 1996 | 141.7 | 144.8 | 145.2 | 146.1 | 146.7 | 146.7 | 146.7 | 146.7 | 146.9 | 148.1 | 148.7 | 148.7 | 146.4 |
| | 1997 | 148.8 | 149.8 | 149.7 | | | | | | | | | | |
| Tobacco products and smokers' supplies – Produit du tabac et articles pour fumeurs P705114 | 1994 | 213.2 | 104.4 | 101.3 | 101.1 | 99.7 | 100.5 | 100.2 | 99.9 | 99.8 | 99.9 | 99.6 | 99.6 | 109.9 |
| | 1995 | 99.6 | 99.5 | 106.3 | 106.5 | 111.0 | 111.0 | 110.9 | 110.9 | 111.5 | 111.6 | 111.6 | 111.6 | 108.5 |
| | 1996 | 111.6 | 111.5 | 111.5 | 111.5 | 113.6 | 113.6 | 113.5 | 113.4 | 113.4 | 113.4 | 113.4 | 121.2 | 113.5 |
| | 1997 | 122.6 | 122.9 | 123.0 | | | | | | | | | | |
| SELECTED SPECIAL AGGREGATES – CERTAINS AGRÉGATS SPÉCIAUX | | | | | | | | | | | | | | |
| All-items excluding food – Ensemble sans les aliments P705126 | 1994 | 133.3 | 130.5 | 130.5 | 130.4 | 129.5 | 130.0 | 130.0 | 130.2 | 130.5 | 130.4 | 131.2 | 131.1 | 130.6 |
| | 1995 | 131.4 | 131.9 | 132.2 | 132.7 | 133.4 | 133.0 | 133.3 | 133.3 | 133.8 | 133.7 | 134.0 | 133.7 | 133.0 |
| | 1996 | 133.9 | 134.3 | 134.4 | 134.6 | 135.6 | 135.1 | 134.7 | 135.0 | 135.3 | 135.9 | 136.1 | 135.7 | 135.1 |
| | 1997 | 136.1 | 136.4 | 136.4 | | | | | | | | | | |
| All-items excluding food and energy – Ensemble sans les aliments et l'énergie P705127 | 1994 | 134.6 | 131.3 | 131.3 | 131.2 | 130.2 | 130.5 | 130.5 | 130.6 | 131.1 | 131.3 | 131.9 | 132.0 | 131.4 |
| | 1995 | 132.2 | 132.8 | 133.2 | 133.4 | 133.9 | 133.7 | 134.2 | 134.3 | 134.7 | 134.8 | 135.2 | 134.4 | 133.9 |
| | 1996 | 134.7 | 135.1 | 135.3 | 135.3 | 135.5 | 135.2 | 135.7 | 136.0 | 136.3 | 136.5 | 136.5 | 136.1 | 135.7 |
| | 1997 | 136.5 | 136.6 | 137.0 | | | | | | | | | | |
| All-items excluding energy – Ensemble sans l'énergie P705129 | 1994 | 131.4 | 128.8 | 128.8 | 128.6 | 128.0 | 128.5 | 128.5 | 128.4 | 128.4 | 128.5 | 129.2 | 129.3 | 128.9 |
| | 1995 | 129.8 | 130.4 | 130.7 | 131.4 | 131.4 | 131.5 | 131.8 | 131.5 | 131.7 | 131.6 | 132.0 | 131.5 | 131.3 |
| | 1996 | 131.6 | 132.3 | 132.7 | 133.1 | 133.1 | 133.2 | 133.6 | 133.5 | 133.6 | 133.9 | 134.2 | 133.7 | 133.2 |
| | 1997 | 134.0 | 134.4 | 134.7 | | | | | | | | | | |
| Energy – Énergie P705130 | 1994 | 123.2 | 124.3 | 125.3 | 125.2 | 124.2 | 127.3 | 127.2 | 129.4 | 127.8 | 124.1 | 126.7 | 124.9 | 125.8 |
| | 1995 | 126.0 | 125.7 | 125.3 | 128.0 | 130.5 | 128.8 | 127.4 | 126.6 | 127.8 | 125.5 | 125.4 | 128.5 | 127.1 |
| | 1996 | 129.1 | 128.3 | 128.2 | 130.1 | 138.1 | 135.1 | 127.2 | 128.6 | 128.4 | 132.3 | 133.8 | 133.8 | 131.1 |
| | 1997 | 134.5 | 135.9 | 133.5 | | | | | | | | | | |
| All-items excluding shelter – Ensemble sans le logement P705135 | 1994 | 129.5 | 126.4 | 126.5 | 126.4 | 125.6 | 126.3 | 126.4 | 126.2 | 126.1 | 125.9 | 127.0 | 126.8 | 126.6 |
| | 1995 | 127.4 | 128.2 | 128.3 | 129.5 | 129.6 | 129.5 | 129.7 | 129.2 | 129.5 | 129.1 | 129.5 | 129.2 | 129.1 |
| | 1996 | 129.4 | 130.1 | 130.6 | 131.4 | 132.1 | 131.9 | 131.5 | 131.5 | 131.6 | 132.2 | 132.8 | 132.1 | 131.4 |
| | 1997 | 132.6 | 133.2 | 133.4 | | | | | | | | | | |
| All-items excluding alcoholic beverages and tobacco products – Ensemble sans les boissons alcoolisées et les produits du tabac P705132 | 1994 | 128.1 | 128.5 | 128.7 | 128.5 | 128.0 | 128.6 | 128.8 | 128.8 | 128.7 | 128.5 | 129.4 | 129.4 | 128.7 |
| | 1995 | 130.0 | 130.5 | 130.6 | 131.5 | 131.6 | 131.5 | 131.7 | 131.3 | 131.6 | 131.3 | 131.6 | 131.5 | 131.2 |
| | 1996 | 131.7 | 132.1 | 132.5 | 133.1 | 133.7 | 133.5 | 133.3 | 133.3 | 133.3 | 133.9 | 134.4 | 133.7 | 133.2 |
| | 1997 | 134.0 | 134.5 | 134.6 | | | | | | | | | | |
| All-items excluding tobacco products – Ensemble sans les produits du tabac P705134 | 1994 | 128.6 | 129.1 | 129.2 | 129.1 | 128.4 | 129.1 | 129.1 | 129.1 | 129.1 | 128.9 | 129.7 | 129.7 | 129.1 |
| | 1995 | 130.3 | 130.8 | 130.9 | 131.8 | 131.9 | 131.8 | 132.1 | 131.7 | 131.9 | 131.7 | 132.0 | 131.9 | 131.6 |
| | 1996 | 132.0 | 132.6 | 132.9 | 133.5 | 134.1 | 133.9 | 133.7 | 133.7 | 133.8 | 134.3 | 134.8 | 134.1 | 133.6 |
| | 1997 | 134.5 | 135.0 | 135.0 | | | | | | | | | | |
| All-items (1981=100) – Ensemble (1981=100) P705137 | 1994 | 175.3 | 172.1 | 172.2 | 171.9 | 171.1 | 171.9 | 171.9 | 171.9 | 171.9 | 171.7 | 172.9 | 172.7 | 172.3 |
| | 1995 | 173.5 | 174.2 | 174.5 | 175.7 | 175.9 | 175.8 | 176.1 | 175.5 | 175.9 | 175.7 | 176.1 | 175.8 | 175.4 |
| | 1996 | 176.1 | 176.7 | 177.3 | 178.1 | 178.9 | 178.6 | 178.4 | 178.4 | 178.4 | 179.2 | 179.7 | 179.0 | 178.2 |
| | 1997 | 179.6 | 180.2 | 180.2 | | | | | | | | | | |

TABLE - 8 (Continued)

The Consumer Price Indexes Major Components, Selected Sub-groups and Special Aggregates (Not Seasonally Adjusted), 1994-1997, Provinces, Whitehorse and Yellowknife, 1986=100

TABLEAU - 8 (Suite)

Indices des prix à la consommation, composantes principales, sous-groupes et agrégats spéciaux (non désaisonnalisés), 1994-1997, Provinces, Whitehorse et Yellowknife, 1986=100

| | | Indexes - Indices | | | | | | | | | | | | Annual average Moyenne annuelle |
|----------------------|------|-------------------|-------|-------|-------|-------|-------|---------|-------|-------|-------|-------|-------|------------------------------------|
| | | Jan. | Feb. | March | April | May | June | July | Aug. | Sept. | Oct. | Nov. | Dec. | |
| ONTARIO | | Jan. | Fév. | Mars | Avril | Mai | Juin | Juillet | Août | Sept. | Oct. | Nov. | Déc. | |
| ALL-ITEMS - ENSEMBLE | 1994 | 131.9 | 131.1 | 130.7 | 130.9 | 130.5 | 130.7 | 131.4 | 131.5 | 131.5 | 131.3 | 132.0 | 132.4 | 131.3 |
| | 1995 | 133.1 | 133.8 | 134.1 | 134.3 | 134.7 | 134.8 | 134.9 | 134.8 | 135.1 | 134.8 | 135.1 | 134.9 | 134.5 |
| | 1996 | 135.1 | 135.4 | 135.8 | 136.2 | 136.5 | 136.4 | 136.5 | 136.6 | 136.8 | 137.2 | 138.2 | 138.3 | 136.6 |
| | 1997 | 138.5 | 138.6 | 138.9 | | | | | | | | | | |
| P706000 | 1994 | 123.8 | 123.4 | 121.4 | 122.7 | 121.9 | 121.8 | 123.0 | 123.1 | 122.4 | 122.6 | 123.0 | 122.8 | 122.7 |
| | 1995 | 125.4 | 126.1 | 126.1 | 127.4 | 127.2 | 127.4 | 127.4 | 126.5 | 126.1 | 126.3 | 126.0 | 126.2 | 126.5 |
| | 1996 | 127.4 | 127.0 | 126.9 | 127.8 | 127.2 | 128.0 | 127.4 | 127.5 | 126.9 | 127.7 | 128.1 | 127.9 | 127.5 |
| | 1997 | 128.1 | 128.1 | 127.6 | | | | | | | | | | |
| P706001 | 1994 | 117.9 | 117.3 | 114.3 | 116.0 | 114.8 | 114.6 | 116.1 | 116.2 | 115.1 | 115.2 | 115.8 | 115.4 | 115.7 |
| | 1995 | 118.8 | 119.7 | 119.6 | 121.3 | 120.8 | 121.0 | 120.8 | 119.6 | 118.9 | 119.2 | 119.0 | 119.2 | 119.8 |
| | 1996 | 120.6 | 120.0 | 119.8 | 121.0 | 120.2 | 121.1 | 120.3 | 120.4 | 119.6 | 120.5 | 121.0 | 120.7 | 120.4 |
| | 1997 | 120.8 | 120.8 | 120.1 | | | | | | | | | | |
| P706002 | 1994 | 123.1 | 123.2 | 121.5 | 120.8 | 121.1 | 119.3 | 119.2 | 120.8 | 120.5 | 120.1 | 117.6 | 116.9 | 120.3 |
| | 1995 | 118.2 | 120.2 | 121.7 | 120.7 | 120.8 | 120.7 | 122.4 | 122.8 | 124.4 | 123.5 | 123.7 | 120.6 | 121.6 |
| | 1996 | 123.2 | 123.3 | 122.8 | 122.2 | 123.1 | 125.9 | 124.5 | 126.4 | 128.5 | 128.6 | 127.5 | 126.6 | 125.2 |
| | 1997 | 126.9 | 126.4 | 125.4 | | | | | | | | | | |
| P706003 | 1994 | 123.7 | 123.7 | 121.3 | 122.1 | 122.8 | 120.7 | 121.2 | 122.3 | 121.3 | 121.5 | 119.2 | 118.8 | 121.6 |
| | 1995 | 118.5 | 121.4 | 122.6 | 122.9 | 122.5 | 122.6 | 123.7 | 124.7 | 123.9 | 123.6 | 121.8 | 118.9 | 122.3 |
| | 1996 | 121.4 | 122.3 | 120.2 | 121.1 | 121.4 | 125.0 | 119.7 | 122.0 | 120.9 | 123.1 | 120.2 | 122.0 | 121.6 |
| | 1997 | 122.4 | 120.4 | 119.7 | | | | | | | | | | |
| P706004 | 1994 | 122.9 | 124.9 | 122.9 | 116.1 | 116.9 | 113.3 | 111.1 | 116.3 | 118.2 | 115.1 | 111.8 | 109.4 | 116.6 |
| | 1995 | 114.3 | 116.3 | 117.3 | 115.4 | 114.7 | 116.1 | 119.3 | 119.6 | 123.3 | 119.9 | 122.4 | 116.5 | 117.9 |
| | 1996 | 119.2 | 118.8 | 123.3 | 117.8 | 120.0 | 122.8 | 124.8 | 128.8 | 131.7 | 127.7 | 130.4 | 127.0 | 124.4 |
| | 1997 | 124.8 | 126.0 | 123.9 | | | | | | | | | | |
| P706007 | 1994 | 122.3 | 121.5 | 121.1 | 121.3 | 120.7 | 120.5 | 120.3 | 120.8 | 120.4 | 120.3 | 118.1 | 117.8 | 120.4 |
| | 1995 | 119.0 | 119.7 | 121.8 | 119.8 | 121.1 | 119.7 | 121.3 | 120.8 | 124.4 | 124.5 | 126.3 | 124.7 | 121.9 |
| | 1996 | 127.3 | 126.5 | 125.0 | 125.6 | 126.7 | 127.9 | 130.3 | 130.3 | 136.8 | 136.5 | 135.5 | 132.1 | 130.0 |
| | 1997 | 133.9 | 134.6 | 133.8 | | | | | | | | | | |
| P706009 | 1994 | 137.8 | 137.3 | 137.4 | 139.6 | 138.0 | 132.9 | 136.9 | 137.5 | 139.1 | 138.1 | 138.5 | 140.1 | 137.8 |
| | 1995 | 141.3 | 141.3 | 141.6 | 141.5 | 141.5 | 142.6 | 141.7 | 141.9 | 142.1 | 141.5 | 140.5 | 141.2 | 141.6 |
| | 1996 | 140.1 | 141.1 | 139.9 | 140.2 | 139.6 | 138.5 | 137.9 | 138.0 | 138.4 | 138.7 | 137.6 | 137.6 | 139.0 |
| | 1997 | 137.8 | 136.7 | 137.1 | | | | | | | | | | |
| P706010 | 1994 | 122.1 | 121.6 | 110.6 | 120.2 | 118.5 | 118.7 | 120.0 | 120.1 | 120.2 | 119.0 | 121.0 | 120.9 | 119.4 |
| | 1995 | 122.5 | 121.9 | 122.3 | 123.6 | 123.7 | 123.3 | 122.1 | 121.9 | 123.1 | 122.1 | 122.8 | 122.4 | 122.6 |
| | 1996 | 123.4 | 123.7 | 122.9 | 122.5 | 122.2 | 121.9 | 121.9 | 121.9 | 122.3 | 123.6 | 124.0 | 123.5 | 122.8 |
| | 1997 | 123.6 | 123.4 | 124.2 | | | | | | | | | | |
| P706013 | 1994 | 110.8 | 110.2 | 105.4 | 108.7 | 106.5 | 107.2 | 109.7 | 110.4 | 111.3 | 111.3 | 112.7 | 113.0 | 109.8 |
| | 1995 | 116.2 | 115.9 | 116.5 | 121.3 | 121.4 | 122.2 | 123.0 | 125.8 | 124.8 | 124.4 | 125.6 | 125.6 | 121.9 |
| | 1996 | 125.2 | 126.1 | 128.3 | 128.5 | 129.0 | 131.8 | 131.8 | 132.7 | 135.9 | 136.9 | 136.8 | 137.0 | 131.7 |
| | 1997 | 136.9 | 136.2 | 137.1 | | | | | | | | | | |
| P706017 | 1994 | 115.9 | 115.6 | 113.7 | 115.4 | 111.6 | 112.5 | 111.8 | 111.7 | 111.8 | 115.7 | 115.5 | 116.1 | 113.9 |
| | 1995 | 119.0 | 120.3 | 120.6 | 122.8 | 121.7 | 121.4 | 120.9 | 121.3 | 121.4 | 123.6 | 124.5 | 126.7 | 122.0 |
| | 1996 | 125.3 | 125.9 | 125.0 | 126.4 | 124.4 | 125.3 | 123.8 | 124.5 | 126.1 | 127.4 | 128.3 | 129.7 | 126.0 |
| | 1997 | 128.6 | 129.7 | 128.9 | | | | | | | | | | |
| P706018 | 1994 | 116.9 | 116.1 | 114.2 | 116.3 | 112.5 | 113.6 | 112.5 | 111.8 | 111.3 | 116.6 | 115.4 | 116.3 | 114.5 |
| | 1995 | 117.9 | 120.1 | 119.7 | 123.3 | 119.2 | 118.2 | 117.4 | 116.8 | 119.4 | 122.8 | 124.1 | 125.7 | 120.4 |
| | 1996 | 124.2 | 125.3 | 124.8 | 126.3 | 122.2 | 123.4 | 120.9 | 121.7 | 123.6 | 126.5 | 127.5 | 129.0 | 124.6 |
| | 1997 | 127.8 | 128.5 | 127.4 | | | | | | | | | | |
| P706019 | 1994 | 113.5 | 114.1 | 112.2 | 113.1 | 109.4 | 109.5 | 110.0 | 111.3 | 112.6 | 113.5 | 115.3 | 115.3 | 112.5 |
| | 1995 | 120.4 | 120.3 | 121.5 | 121.5 | 125.2 | 126.3 | 126.4 | 128.4 | 124.1 | 124.5 | 124.7 | 127.7 | 124.3 |
| | 1996 | 126.7 | 126.4 | 124.9 | 125.9 | 127.7 | 128.1 | 128.1 | 128.5 | 129.8 | 128.5 | 129.0 | 130.5 | 127.8 |
| | 1997 | 129.4 | 131.2 | 131.0 | | | | | | | | | | |
| P706020 | 1994 | 111.2 | 114.2 | 107.9 | 108.9 | 111.2 | 113.0 | 122.0 | 129.6 | 123.8 | 116.8 | 112.5 | 101.8 | 114.4 |
| | 1995 | 110.3 | 106.8 | 106.4 | 105.8 | 110.9 | 111.8 | 119.0 | 121.7 | 114.4 | 114.6 | 109.9 | 109.4 | 111.8 |
| | 1996 | 112.9 | 109.4 | 111.2 | 111.3 | 109.4 | 114.2 | 113.0 | 114.3 | 111.4 | 116.3 | 111.7 | 117.4 | 112.7 |
| | 1997 | 112.2 | 105.8 | 102.9 | | | | | | | | | | |
| P706022 | 1994 | 111.2 | 114.2 | 107.9 | 108.9 | 111.2 | 113.0 | 122.0 | 129.6 | 123.8 | 116.8 | 112.5 | 101.8 | 114.4 |
| | 1995 | 110.3 | 106.8 | 106.4 | 105.8 | 110.9 | 111.8 | 119.0 | 121.7 | 114.4 | 114.6 | 109.9 | 109.4 | 111.8 |
| | 1996 | 112.9 | 109.4 | 111.2 | 111.3 | 109.4 | 114.2 | 113.0 | 114.3 | 111.4 | 116.3 | 111.7 | 117.4 | 112.7 |
| | 1997 | 112.2 | 105.8 | 102.9 | | | | | | | | | | |

TABLE - 8 (Continued)

The Consumer Price Indexes Major Components, Selected Sub-groups and Special Aggregates (Not Seasonally Adjusted), 1994-1997, Provinces, Whitehorse and Yellowknife, 1986=100

TABLEAU - 8 (Suite)

Indices des prix à la consommation, composantes principales, sous-groupes et agrégats spéciaux (non désaisonnalisés), 1994-1997, Provinces, Whitehorse et Yellowknife, 1986=100

| | | Indexes - Indices | | | | | | | | | | | | Annual average Moyenne annuelle |
|---|------|-------------------|-------|-------|-------|-------|-------|---------|-------|-------|-------|-------|-------|------------------------------------|
| | | Jan. | Feb. | March | April | May | June | July | Aug. | Sept. | Oct. | Nov. | Dec. | |
| ONTARIO | | Jan. | Fév. | Mars | Avril | Mai | Jun | Juillet | Août | Sept. | Oct. | Nov. | Déc. | |
| Fresh vegetables – Légumes frais P706025 | 1994 | 125.5 | 116.6 | 115.7 | 114.9 | 117.3 | 122.4 | 127.2 | 110.9 | 92.8 | 97.9 | 111.0 | 116.6 | 114.1 |
| | 1995 | 130.1 | 129.8 | 127.3 | 146.9 | 136.6 | 139.7 | 127.7 | 102.8 | 91.8 | 95.8 | 94.8 | 105.8 | 119.1 |
| | 1996 | 107.7 | 100.3 | 105.0 | 119.2 | 112.6 | 114.6 | 112.7 | 102.7 | 84.7 | 88.2 | 99.6 | 95.4 | 103.6 |
| | 1997 | 100.5 | 105.1 | 107.9 | | | | | | | | | | |
| Non-alcoholic beverages – Boissons non alcoolisées P706031 | 1994 | 102.6 | 103.3 | 105.3 | 109.7 | 105.9 | 104.3 | 102.6 | 100.0 | 101.2 | 101.4 | 103.3 | 102.8 | 103.5 |
| | 1995 | 107.8 | 114.3 | 108.2 | 105.6 | 105.5 | 103.2 | 105.3 | 104.4 | 107.7 | 107.6 | 110.2 | 107.9 | 107.3 |
| | 1996 | 111.2 | 110.3 | 108.8 | 110.4 | 108.4 | 105.5 | 103.4 | 104.3 | 103.6 | 104.3 | 103.0 | 100.2 | 106.1 |
| | 1997 | 100.4 | 99.6 | 97.0 | | | | | | | | | | |
| Food purchased from restaurants – Aliments achetés au restaurant P706032 | 1994 | 138.2 | 138.4 | 139.0 | 139.2 | 139.3 | 139.4 | 139.8 | 139.9 | 140.3 | 140.7 | 140.8 | 140.9 | 139.7 |
| | 1995 | 141.2 | 141.4 | 141.6 | 141.9 | 142.6 | 142.7 | 143.1 | 143.4 | 143.7 | 143.5 | 142.9 | 143.0 | 142.6 |
| | 1996 | 144.0 | 144.1 | 144.2 | 144.2 | 144.2 | 144.6 | 144.8 | 144.9 | 144.9 | 145.2 | 145.4 | 145.4 | 144.7 |
| | 1997 | 145.6 | 145.8 | 145.9 | | | | | | | | | | |
| SHELTER – LOGEMENT P706033 | 1994 | 136.0 | 136.0 | 135.8 | 134.9 | 135.1 | 135.3 | 135.4 | 135.7 | 135.9 | 136.2 | 136.2 | 136.7 | 135.8 |
| | 1995 | 137.0 | 137.4 | 137.5 | 137.0 | 137.5 | 137.5 | 137.4 | 137.4 | 137.4 | 137.0 | 137.3 | 137.5 | 137.3 |
| | 1996 | 137.5 | 137.5 | 137.3 | 137.2 | 137.3 | 137.1 | 137.1 | 136.8 | 136.9 | 138.0 | 136.9 | 137.3 | 137.2 |
| | 1997 | 137.4 | 137.4 | 137.7 | | | | | | | | | | |
| Rented accommodation – Logement en location P706034 | 1994 | 133.5 | 133.7 | 133.9 | 133.9 | 134.0 | 134.2 | 134.4 | 134.6 | 134.8 | 135.0 | 135.5 | 135.6 | 134.4 |
| | 1995 | 135.8 | 136.1 | 136.2 | 136.3 | 136.7 | 136.8 | 136.9 | 137.1 | 137.3 | 137.2 | 137.4 | 137.5 | 136.8 |
| | 1996 | 137.6 | 137.8 | 138.0 | 138.2 | 138.5 | 138.7 | 138.9 | 139.1 | 139.5 | 139.4 | 139.5 | 139.7 | 138.7 |
| | 1997 | 139.8 | 139.9 | 140.0 | | | | | | | | | | |
| Rent – Loyer P706035 | 1994 | 133.9 | 134.1 | 134.3 | 134.5 | 134.5 | 134.7 | 134.9 | 135.2 | 135.4 | 135.6 | 136.0 | 136.2 | 134.9 |
| | 1995 | 136.4 | 136.7 | 136.8 | 136.9 | 137.1 | 137.2 | 137.4 | 137.6 | 137.8 | 138.0 | 138.1 | 138.3 | 137.4 |
| | 1996 | 138.4 | 138.6 | 138.8 | 138.9 | 139.1 | 139.3 | 139.5 | 139.7 | 139.9 | 140.1 | 140.2 | 140.4 | 139.4 |
| | 1997 | 140.5 | 140.7 | 140.7 | | | | | | | | | | |
| Owned accommodation – Logement en propriété P706036 | 1994 | 137.0 | 136.6 | 136.0 | 135.0 | 135.2 | 135.6 | 135.6 | 136.0 | 136.2 | 136.6 | 136.5 | 136.7 | 136.1 |
| | 1995 | 137.3 | 137.7 | 137.9 | 137.9 | 138.5 | 138.4 | 138.2 | 138.2 | 138.0 | 138.1 | 138.1 | 137.8 | 138.0 |
| | 1996 | 137.8 | 137.6 | 137.1 | 137.4 | 137.4 | 137.0 | 136.9 | 136.4 | 136.4 | 136.4 | 136.0 | 136.0 | 136.9 |
| | 1997 | 136.1 | 135.9 | 136.1 | | | | | | | | | | |
| Replacement cost – Coût de remplacement P706037 | 1994 | 129.1 | 128.9 | 128.3 | 128.5 | 128.6 | 128.6 | 129.2 | 129.2 | 129.6 | 129.8 | 129.9 | 129.5 | 129.1 |
| | 1995 | 130.0 | 130.2 | 129.6 | 129.6 | 129.3 | 128.7 | 128.2 | 128.6 | 128.7 | 128.5 | 128.3 | 127.6 | 128.9 |
| | 1996 | 128.2 | 128.4 | 127.2 | 127.5 | 127.0 | 126.8 | 126.8 | 126.8 | 127.1 | 127.0 | 127.1 | 128.2 | 127.3 |
| | 1997 | 128.2 | 128.9 | 129.2 | | | | | | | | | | |
| Homeowners' insurance premiums – Primes d'assurance de propriétaire P706039 | 1994 | 152.9 | 152.5 | 151.8 | 153.8 | 154.0 | 154.0 | 153.9 | 154.6 | 154.6 | 155.1 | 155.6 | 155.7 | 154.0 |
| | 1995 | 155.4 | 158.5 | 158.9 | 158.1 | 158.0 | 157.8 | 157.0 | 159.5 | 159.5 | 159.3 | 159.0 | 158.2 | 158.3 |
| | 1996 | 159.0 | 159.2 | 157.9 | 158.2 | 157.7 | 157.2 | 156.6 | 156.1 | 155.6 | 155.1 | 154.6 | 154.0 | 156.8 |
| | 1997 | 163.8 | 164.7 | 165.1 | | | | | | | | | | |
| Homeowners' maintenance and repairs – Entretien et réparations par le propriétaire P706040 | 1994 | 116.3 | 116.5 | 117.1 | 108.4 | 110.4 | 114.0 | 112.0 | 112.9 | 113.1 | 112.3 | 110.0 | 111.3 | 112.9 |
| | 1995 | 114.0 | 112.4 | 112.8 | 111.2 | 117.5 | 117.8 | 118.0 | 116.7 | 115.3 | 111.7 | 112.5 | 111.8 | 114.3 |
| | 1996 | 111.3 | 111.5 | 112.2 | 115.9 | 118.7 | 116.5 | 118.1 | 116.6 | 118.7 | 118.1 | 116.7 | 117.6 | 116.0 |
| | 1997 | 118.8 | 117.0 | 119.5 | | | | | | | | | | |
| Water, fuel and electricity – Eau, combustible et électricité P706041 | 1994 | 137.4 | 139.0 | 139.0 | 137.2 | 137.2 | 137.2 | 137.3 | 137.4 | 137.4 | 137.7 | 137.4 | 139.5 | 137.8 |
| | 1995 | 139.1 | 139.3 | 139.3 | 136.0 | 136.0 | 136.0 | 136.0 | 136.0 | 136.0 | 133.4 | 135.2 | 137.4 | 136.6 |
| | 1996 | 137.1 | 137.4 | 137.6 | 135.4 | 135.7 | 135.7 | 135.7 | 135.7 | 135.5 | 142.7 | 136.6 | 139.2 | 137.0 |
| | 1997 | 139.8 | 139.8 | 141.3 | | | | | | | | | | |
| Electricity – Électricité P706042 | 1994 | 172.6 | 172.6 | 172.6 | 172.6 | 172.6 | 172.6 | 172.6 | 172.6 | 172.6 | 172.6 | 172.6 | 172.6 | 172.6 |
| | 1995 | 171.7 | 171.7 | 171.7 | 171.6 | 171.6 | 171.6 | 171.6 | 171.6 | 171.6 | 171.5 | 171.5 | 171.5 | 171.6 |
| | 1996 | 170.4 | 170.4 | 170.4 | 170.4 | 170.4 | 170.4 | 170.4 | 170.4 | 170.4 | 170.4 | 170.4 | 170.4 | 170.4 |
| | 1997 | 169.9 | 169.9 | 169.9 | | | | | | | | | | |
| Piped gas – Gaz P706044 | 1994 | 93.6 | 97.6 | 97.6 | 92.2 | 92.2 | 92.1 | 92.4 | 92.4 | 92.4 | 93.3 | 92.1 | 98.2 | 93.8 |
| | 1995 | 97.7 | 97.7 | 97.7 | 87.4 | 87.3 | 87.3 | 87.3 | 87.3 | 87.3 | 79.5 | 85.2 | 91.9 | 89.5 |
| | 1996 | 91.4 | 91.4 | 91.4 | 84.4 | 84.4 | 84.4 | 84.5 | 84.5 | 84.5 | 103.7 | 84.7 | 92.0 | 88.4 |
| | 1997 | 92.9 | 92.9 | 97.5 | | | | | | | | | | |
| Fuel oil and other fuel – Mazout et autres combustibles P706045 | 1994 | 115.5 | 116.4 | 116.4 | 116.3 | 116.4 | 116.4 | 116.4 | 116.4 | 116.9 | 116.6 | 117.0 | 116.7 | 116.5 |
| | 1995 | 116.7 | 116.7 | 116.7 | 116.7 | 116.7 | 116.7 | 116.7 | 116.7 | 116.7 | 116.5 | 116.7 | 116.8 | 116.7 |
| | 1996 | 118.4 | 121.2 | 122.3 | 122.4 | 124.4 | 124.4 | 124.4 | 124.4 | 122.8 | 130.8 | 131.7 | 134.0 | 125.1 |
| | 1997 | 135.9 | 136.1 | 135.9 | | | | | | | | | | |

TABLE - 8 (Continued)

The Consumer Price Indexes Major Components, Selected Sub-groups and Special Aggregates (Not Seasonally Adjusted), 1994-1997, Provinces, Whitehorse and Yellowknife, 1986=100

TABLEAU - 8 (Suite)

Indices des prix à la consommation, composantes principales, sous-groupes et agrégats spéciaux (non désaisonnalisés), 1994-1997, Provinces, Whitehorse et Yellowknife, 1986=100

| | | Indexes - Indices | | | | | | | | | | | | Annual average Moyenne annuelle |
|---|------|-------------------|-------|-------|-------|-------|-------|---------|-------|-------|-------|-------|-------|------------------------------------|
| | | Jan. | Feb. | March | April | May | June | July | Aug. | Sept. | Oct. | Nov. | Dec. | |
| ONTARIO | | Jan. | Fév. | Mars | Avril | Mai | Juin | Juillet | Août | Sept. | Oct. | Nov. | Déc. | |
| HOUSEHOLD OPERATIONS AND FURNISHINGS – DÉPENSES ET ÉQUIPEMENT DU MÉNAGE | 1994 | 119.5 | 120.1 | 119.7 | 120.1 | 118.8 | 119.0 | 118.9 | 118.8 | 120.0 | 119.5 | 119.5 | 119.8 | 119.5 |
| | 1995 | 120.6 | 120.7 | 121.2 | 120.9 | 121.1 | 121.4 | 121.4 | 121.6 | 122.1 | 121.6 | 121.2 | 121.5 | 121.3 |
| | 1996 | 122.3 | 122.6 | 123.2 | 122.7 | 122.9 | 123.9 | 124.0 | 124.3 | 124.2 | 123.3 | 123.1 | 123.0 | 123.3 |
| P706046 | 1997 | 124.5 | 124.5 | 124.8 | | | | | | | | | | |
| Household operations – Dépenses du ménage | 1994 | 124.8 | 125.0 | 124.4 | 124.8 | 122.7 | 122.7 | 123.2 | 122.9 | 122.9 | 122.4 | 123.0 | 122.9 | 123.5 |
| | 1995 | 124.3 | 124.7 | 124.4 | 124.7 | 125.5 | 126.0 | 126.1 | 126.5 | 126.7 | 126.6 | 126.8 | 127.0 | 125.8 |
| | 1996 | 128.9 | 129.4 | 129.3 | 129.7 | 129.2 | 129.3 | 129.3 | 129.7 | 129.8 | 129.6 | 129.2 | 129.3 | 129.4 |
| P706047 | 1997 | 132.2 | 132.4 | 132.6 | | | | | | | | | | |
| Telephone services – Services téléphoniques | 1994 | 94.2 | 94.2 | 94.4 | 94.4 | 94.4 | 94.4 | 94.4 | 94.4 | 94.4 | 94.4 | 94.4 | 94.4 | 94.4 |
| | 1995 | 94.4 | 94.4 | 94.4 | 94.4 | 94.4 | 94.4 | 94.4 | 94.4 | 94.4 | 94.1 | 94.1 | 94.1 | 94.3 |
| | 1996 | 99.0 | 99.0 | 99.0 | 99.0 | 98.5 | 98.5 | 98.5 | 98.5 | 99.5 | 98.8 | 97.5 | 97.5 | 98.6 |
| P706049 | 1997 | 104.3 | 103.4 | 103.4 | | | | | | | | | | |
| Household furnishings – Équipement du ménage | 1994 | 113.4 | 114.5 | 114.5 | 114.9 | 114.4 | 114.8 | 114.1 | 114.0 | 116.9 | 116.3 | 115.6 | 116.5 | 115.0 |
| | 1995 | 116.6 | 116.4 | 117.7 | 116.6 | 116.1 | 116.0 | 115.9 | 115.7 | 116.8 | 115.6 | 114.6 | 114.9 | 116.1 |
| | 1996 | 114.3 | 114.4 | 115.9 | 114.2 | 115.3 | 117.6 | 117.8 | 117.9 | 117.4 | 115.7 | 115.7 | 115.3 | 116.0 |
| P706054 | 1997 | 115.1 | 114.8 | 115.3 | | | | | | | | | | |
| CLOTHING AND FOOTWEAR – HABILLEMENT ET CHAUSSURES | 1994 | 129.0 | 131.5 | 132.3 | 131.9 | 129.2 | 129.9 | 130.9 | 131.0 | 130.4 | 129.6 | 129.3 | 130.0 | 130.4 |
| | 1995 | 131.6 | 132.4 | 131.5 | 132.3 | 129.4 | 129.1 | 128.3 | 129.7 | 131.8 | 130.9 | 131.6 | 127.6 | 130.5 |
| | 1996 | 128.0 | 132.0 | 132.8 | 132.6 | 132.9 | 130.0 | 129.6 | 131.0 | 130.7 | 131.3 | 130.5 | 129.6 | 130.9 |
| P706061 | 1997 | 129.7 | 130.6 | 132.4 | | | | | | | | | | |
| Clothing – Habillement | 1994 | 128.7 | 132.1 | 132.5 | 132.3 | 129.3 | 129.9 | 131.0 | 131.5 | 130.3 | 129.3 | 128.0 | 129.2 | 130.3 |
| | 1995 | 131.8 | 132.4 | 130.7 | 132.0 | 128.9 | 128.5 | 127.7 | 128.7 | 131.1 | 130.4 | 132.4 | 128.5 | 130.3 |
| | 1996 | 129.5 | 133.9 | 133.6 | 133.6 | 134.4 | 130.1 | 130.6 | 132.6 | 131.6 | 132.4 | 131.1 | 130.3 | 132.0 |
| P706062 | 1997 | 131.3 | 131.4 | 133.2 | | | | | | | | | | |
| Women's clothing – Vêtements pour femmes | 1994 | 128.6 | 132.4 | 132.5 | 132.5 | 128.8 | 130.1 | 131.6 | 132.5 | 131.7 | 131.5 | 129.1 | 130.0 | 130.9 |
| | 1995 | 133.3 | 133.8 | 131.1 | 133.7 | 129.2 | 129.4 | 128.0 | 129.8 | 133.9 | 130.3 | 133.4 | 129.4 | 131.3 |
| | 1996 | 130.1 | 136.6 | 135.2 | 133.7 | 134.7 | 130.5 | 131.8 | 134.7 | 133.7 | 132.5 | 132.7 | 132.6 | 133.2 |
| P706063 | 1997 | 133.9 | 132.9 | 135.8 | | | | | | | | | | |
| Men's clothing – Vêtements pour hommes | 1994 | 128.9 | 131.9 | 132.8 | 132.2 | 129.6 | 129.4 | 130.9 | 130.7 | 128.8 | 126.6 | 127.0 | 129.0 | 129.8 |
| | 1995 | 131.2 | 132.9 | 132.2 | 131.3 | 128.9 | 127.1 | 129.5 | 130.7 | 130.5 | 131.4 | 132.7 | 128.0 | 130.5 |
| | 1996 | 132.2 | 131.3 | 133.0 | 134.5 | 135.9 | 129.6 | 130.4 | 131.6 | 130.8 | 133.0 | 130.1 | 128.2 | 131.7 |
| P706064 | 1997 | 127.2 | 130.0 | 133.4 | | | | | | | | | | |
| Footwear – Chaussures | 1994 | 129.6 | 130.6 | 131.9 | 132.8 | 130.2 | 132.1 | 131.7 | 132.1 | 133.0 | 133.5 | 133.1 | 131.8 | 131.9 |
| | 1995 | 128.7 | 133.9 | 135.9 | 135.8 | 132.9 | 132.0 | 130.0 | 132.7 | 136.3 | 134.2 | 134.1 | 126.3 | 132.7 |
| | 1996 | 124.0 | 127.1 | 134.2 | 133.3 | 133.3 | 134.5 | 128.5 | 129.0 | 131.3 | 132.3 | 132.9 | 132.2 | 131.1 |
| P706066 | 1997 | 127.6 | 128.6 | 132.1 | | | | | | | | | | |
| TRANSPORTATION – TRANSPORTS | 1994 | 128.8 | 132.1 | 132.0 | 132.5 | 132.8 | 133.3 | 134.9 | 135.0 | 133.8 | 132.7 | 136.2 | 137.5 | 133.5 |
| | 1995 | 138.2 | 139.5 | 139.6 | 140.5 | 142.1 | 142.7 | 142.4 | 141.9 | 142.6 | 142.1 | 143.2 | 144.3 | 141.6 |
| | 1996 | 144.1 | 144.1 | 146.0 | 147.6 | 148.8 | 148.0 | 147.6 | 147.9 | 148.0 | 147.8 | 156.4 | 157.1 | 148.6 |
| P706069 | 1997 | 156.7 | 156.0 | 156.1 | | | | | | | | | | |
| Private transportation – Transport privé | 1994 | 128.2 | 131.5 | 131.6 | 132.0 | 132.6 | 133.0 | 133.7 | 133.8 | 132.9 | 131.9 | 135.8 | 136.6 | 132.8 |
| | 1995 | 137.9 | 139.4 | 139.4 | 140.6 | 142.3 | 142.8 | 141.8 | 141.4 | 142.0 | 141.5 | 142.8 | 143.4 | 141.3 |
| | 1996 | 143.7 | 143.6 | 145.1 | 146.7 | 148.0 | 146.9 | 146.0 | 146.3 | 146.7 | 146.5 | 155.7 | 155.6 | 147.6 |
| P706070 | 1997 | 155.3 | 155.3 | 154.7 | | | | | | | | | | |
| Purchase of automotive vehicles – Achat de véhicules automobiles | 1994 | 127.1 | 127.5 | 127.2 | 127.6 | 127.6 | 127.6 | 128.1 | 128.1 | 128.1 | 128.1 | 133.5 | 133.5 | 128.7 |
| | 1995 | 135.5 | 135.6 | 135.6 | 135.5 | 135.5 | 135.5 | 135.4 | 135.4 | 135.4 | 135.4 | 141.2 | 141.2 | 136.4 |
| | 1996 | 141.2 | 141.2 | 140.7 | 141.2 | 141.2 | 141.2 | 140.7 | 140.7 | 140.7 | 140.7 | 146.8 | 146.8 | 141.9 |
| P706072 | 1997 | 146.4 | 146.2 | 146.2 | | | | | | | | | | |
| Operation of automotive vehicles – Utilisation de véhicules automobiles | 1994 | 130.6 | 137.4 | 137.7 | 138.2 | 139.4 | 140.6 | 141.5 | 141.8 | 139.7 | 137.5 | 140.1 | 142.0 | 138.9 |
| | 1995 | 142.9 | 145.4 | 145.4 | 147.6 | 150.7 | 151.2 | 149.5 | 148.8 | 149.6 | 148.7 | 146.8 | 148.1 | 147.9 |
| | 1996 | 148.6 | 148.4 | 151.3 | 154.0 | 156.3 | 154.3 | 153.0 | 153.6 | 153.9 | 153.7 | 165.9 | 165.9 | 154.9 |
| P706073 | 1997 | 165.7 | 165.8 | 164.9 | | | | | | | | | | |
| Gasoline – Essence | 1994 | 111.6 | 115.7 | 115.6 | 116.9 | 119.8 | 122.7 | 125.9 | 126.7 | 121.8 | 116.5 | 122.1 | 117.2 | 119.4 |
| | 1995 | 117.6 | 121.2 | 121.2 | 126.5 | 133.5 | 134.5 | 130.3 | 125.8 | 127.6 | 125.7 | 120.1 | 123.1 | 125.6 |
| | 1996 | 124.0 | 123.4 | 130.2 | 135.7 | 140.3 | 135.8 | 132.7 | 131.9 | 133.7 | 134.5 | 137.3 | 137.3 | 133.1 |
| P706074 | 1997 | 136.8 | 137.0 | 135.0 | | | | | | | | | | |

TABLE - 8 (Continued)

The Consumer Price Indexes Major Components, Selected Sub-groups and Special Aggregates (Not Seasonally Adjusted), 1994-1997, Provinces, Whitehorse and Yellowknife, 1986=100

TABLEAU - 8 (Suite)

Indices des prix à la consommation, composantes principales, sous-groupes et agrégats spéciaux (non désaisonnalisés), 1994-1997, Provinces, Whitehorse et Yellowknife, 1986=100

| | | Indexes - Indices | | | | | | | | | | | | Annual average |
|---|------|-------------------|-------|-------|-------|-------|-------|---------|-------|-------|-------|-------|-------|------------------|
| | | Jan. | Feb. | March | April | May | June | July | Aug. | Sept. | Oct. | Nov. | Dec. | |
| ONTARIO | | Jan. | Fév. | Mars | Avril | Mai | Juin | Juillet | Août | Sept. | Oct. | Nov. | Déc. | Moyenne annuelle |
| Automotive vehicle parts, maintenance and repairs – Pièces, entretien et réparation de véhicules automobiles P706075 | 1994 | 126.1 | 126.0 | 126.0 | 125.7 | 125.7 | 125.7 | 123.8 | 123.8 | 123.8 | 123.8 | 125.0 | 125.0 | 125.0 |
| | 1995 | 125.0 | 124.9 | 124.9 | 124.4 | 124.4 | 124.4 | 123.5 | 123.5 | 123.5 | 123.5 | 125.6 | 125.6 | 124.4 |
| | 1996 | 125.6 | 125.7 | 125.7 | 126.1 | 126.1 | 126.1 | 126.2 | 126.2 | 126.2 | 126.2 | 127.4 | 127.4 | 126.2 |
| | 1997 | 127.4 | 127.4 | 127.4 | | | | | | | | | | |
| Other automotive vehicle operating expenses - Autres dépenses d'utilisation des véhicules automobiles P706076 | 1994 | 157.9 | 172.8 | 174.0 | 174.0 | 174.0 | 174.0 | 174.0 | 174.0 | 174.0 | 173.9 | 174.0 | 185.4 | 173.5 |
| | 1995 | 187.7 | 190.7 | 190.7 | 190.7 | 190.8 | 190.8 | 192.0 | 195.7 | 195.7 | 195.7 | 195.7 | 195.7 | 192.7 |
| | 1996 | 196.2 | 196.2 | 196.2 | 196.6 | 197.7 | 197.6 | 197.6 | 200.4 | 199.1 | 197.2 | 230.1 | 230.0 | 202.9 |
| | 1997 | 230.0 | 230.0 | 230.0 | | | | | | | | | | |
| Automotive vehicle insurance premiums - Primes d'assurance de véhicules automobiles P706077 | 1994 | 158.6 | 176.4 | 177.8 | 177.8 | 177.8 | 177.8 | 177.8 | 177.8 | 177.8 | 177.8 | 177.8 | 191.5 | 177.2 |
| | 1995 | 194.3 | 197.9 | 197.9 | 197.9 | 197.9 | 197.9 | 199.3 | 203.9 | 203.9 | 203.9 | 203.9 | 203.9 | 200.2 |
| | 1996 | 204.5 | 204.5 | 204.5 | 205.0 | 206.2 | 206.2 | 206.2 | 209.5 | 208.0 | 205.8 | 245.6 | 245.6 | 212.6 |
| | 1997 | 245.6 | 245.6 | 245.6 | | | | | | | | | | |
| Public transportation -- Transport public P706079 | 1994 | 142.8 | 146.0 | 144.7 | 146.3 | 143.6 | 145.4 | 154.2 | 153.9 | 150.8 | 149.4 | 149.1 | 155.2 | 148.5 |
| | 1995 | 148.8 | 149.1 | 149.6 | 147.8 | 148.8 | 150.7 | 156.3 | 154.9 | 158.3 | 157.1 | 156.7 | 162.5 | 153.4 |
| | 1996 | 157.5 | 158.1 | 164.7 | 165.4 | 165.4 | 168.3 | 173.2 | 174.1 | 171.2 | 170.5 | 173.2 | 182.5 | 168.7 |
| | 1997 | 181.6 | 173.7 | 181.0 | | | | | | | | | | |
| Local and commuter transportation – Transport local et de banlieue P706080 | 1994 | 160.1 | 160.1 | 160.1 | 160.2 | 160.2 | 160.4 | 160.7 | 160.7 | 160.7 | 160.8 | 160.8 | 160.8 | 160.5 |
| | 1995 | 161.3 | 161.3 | 161.3 | 161.4 | 161.4 | 161.4 | 161.4 | 161.4 | 175.4 | 176.0 | 176.0 | 176.0 | 166.2 |
| | 1996 | 177.2 | 177.5 | 177.7 | 177.7 | 177.9 | 192.0 | 192.7 | 192.7 | 192.7 | 193.0 | 193.0 | 193.0 | 186.4 |
| | 1997 | 193.5 | 193.6 | 193.6 | | | | | | | | | | |
| HEALTH AND PERSONAL CARE – SANTÉ ET SOINS PERSONNELS P706084 | 1994 | 136.4 | 137.0 | 136.7 | 137.3 | 137.1 | 136.4 | 135.6 | 135.3 | 136.0 | 136.0 | 135.7 | 135.5 | 136.3 |
| | 1995 | 136.4 | 136.5 | 136.5 | 136.4 | 136.2 | 136.0 | 136.7 | 135.7 | 135.0 | 135.9 | 136.0 | 135.8 | 136.1 |
| | 1996 | 136.2 | 136.4 | 135.8 | 136.8 | 136.5 | 136.2 | 136.7 | 136.3 | 136.6 | 136.8 | 137.3 | 137.4 | 136.6 |
| | 1997 | 138.1 | 138.6 | 138.6 | | | | | | | | | | |
| Health care – Soins de santé P706085 | 1994 | 141.3 | 141.1 | 141.4 | 143.2 | 143.3 | 143.0 | 142.9 | 142.6 | 142.7 | 142.6 | 142.5 | 142.2 | 142.4 |
| | 1995 | 142.2 | 142.4 | 142.2 | 142.0 | 142.4 | 142.6 | 142.8 | 142.9 | 142.7 | 142.6 | 142.8 | 142.5 | 142.5 |
| | 1996 | 142.7 | 142.8 | 142.3 | 144.1 | 143.7 | 143.8 | 143.9 | 144.1 | 144.3 | 144.2 | 144.1 | 144.1 | 143.7 |
| | 1997 | 144.1 | 143.9 | 143.8 | | | | | | | | | | |
| Medicinal and pharmaceutical products – Médicaments et produits pharmaceutiques P706087 | 1994 | 150.3 | 149.5 | 149.9 | 150.4 | 150.6 | 149.8 | 149.5 | 148.7 | 148.5 | 148.2 | 148.3 | 147.0 | 149.2 |
| | 1995 | 147.3 | 147.4 | 148.3 | 147.3 | 148.9 | 148.9 | 149.5 | 149.2 | 148.7 | 147.8 | 148.0 | 146.9 | 148.2 |
| | 1996 | 147.5 | 147.3 | 147.8 | 148.8 | 148.5 | 148.7 | 149.0 | 148.8 | 149.3 | 148.4 | 148.4 | 148.1 | 148.4 |
| | 1997 | 147.9 | 147.0 | 146.9 | | | | | | | | | | |
| Prescribed medicines – Médicaments prescrits P706088 | 1994 | 151.9 | 152.0 | 151.9 | 151.9 | 151.8 | 152.2 | 150.0 | 150.0 | 149.9 | 149.8 | 149.9 | 150.0 | 150.9 |
| | 1995 | 150.1 | 150.2 | 150.2 | 150.3 | 150.3 | 150.3 | 150.3 | 150.3 | 150.2 | 149.9 | 150.1 | 150.1 | 150.2 |
| | 1996 | 150.2 | 150.2 | 150.2 | 150.1 | 150.0 | 150.0 | 150.1 | 150.9 | 150.8 | 150.7 | 150.7 | 150.7 | 150.4 |
| | 1997 | 151.4 | 148.3 | 148.3 | | | | | | | | | | |
| Non-prescribed medicines – Médicaments non prescrits P706089 | 1994 | 151.0 | 149.2 | 150.3 | 151.3 | 151.6 | 149.7 | 151.5 | 149.7 | 149.4 | 148.9 | 149.1 | 146.1 | 149.8 |
| | 1995 | 146.7 | 146.8 | 148.8 | 146.3 | 150.1 | 150.1 | 151.5 | 150.7 | 149.8 | 148.2 | 148.3 | 145.7 | 148.6 |
| | 1996 | 147.0 | 146.6 | 147.8 | 150.2 | 149.5 | 150.0 | 150.8 | 149.2 | 150.5 | 148.4 | 148.5 | 147.6 | 148.8 |
| | 1997 | 146.4 | 148.3 | 148.2 | | | | | | | | | | |
| Personal care – Soins personnels P706091 | 1994 | 133.3 | 134.3 | 133.7 | 133.6 | 133.2 | 132.2 | 131.2 | 130.9 | 131.9 | 131.9 | 131.4 | 131.4 | 132.4 |
| | 1995 | 132.8 | 132.8 | 133.0 | 132.8 | 132.4 | 132.0 | 132.9 | 131.4 | 130.3 | 131.9 | 131.8 | 131.7 | 132.2 |
| | 1996 | 132.2 | 132.5 | 131.8 | 132.4 | 132.1 | 131.6 | 132.3 | 131.6 | 131.9 | 132.3 | 133.1 | 133.3 | 132.3 |
| | 1997 | 134.4 | 135.3 | 135.4 | | | | | | | | | | |
| RECREATION, EDUCATION AND READING – LOISIRS, FORMATION ET LECTURE P706094 | 1994 | 133.2 | 134.3 | 134.8 | 135.1 | 136.0 | 136.0 | 137.0 | 137.3 | 138.9 | 138.8 | 138.9 | 138.8 | 136.6 |
| | 1995 | 137.0 | 138.2 | 140.1 | 140.0 | 141.2 | 141.3 | 143.4 | 143.3 | 144.6 | 144.1 | 144.0 | 142.1 | 141.6 |
| | 1996 | 141.2 | 141.9 | 142.7 | 142.9 | 144.2 | 144.5 | 147.1 | 147.0 | 149.5 | 149.7 | 148.2 | 147.5 | 145.5 |
| | 1997 | 146.8 | 147.8 | 149.6 | | | | | | | | | | |
| Recreation – Loisirs P706095 | 1994 | 126.6 | 128.0 | 128.7 | 128.9 | 130.0 | 129.8 | 131.0 | 131.3 | 131.4 | 131.3 | 131.5 | 131.0 | 130.0 |
| | 1995 | 128.6 | 130.0 | 132.4 | 132.1 | 133.6 | 133.3 | 135.8 | 135.7 | 135.4 | 134.7 | 134.6 | 132.5 | 133.2 |
| | 1996 | 131.2 | 132.1 | 132.4 | 132.6 | 134.3 | 134.5 | 137.7 | 137.6 | 136.3 | 136.3 | 134.6 | 133.8 | 134.5 |
| | 1997 | 132.8 | 134.1 | 136.0 | | | | | | | | | | |
| Education and reading – Formation et lecture P706103 | 1994 | 157.5 | 157.7 | 157.2 | 157.8 | 157.8 | 158.5 | 158.8 | 158.8 | 166.4 | 166.5 | 166.5 | 167.0 | 160.9 |
| | 1995 | 167.7 | 167.8 | 167.9 | 168.5 | 168.6 | 170.3 | 170.6 | 170.6 | 178.6 | 178.7 | 178.7 | 177.6 | 172.1 |
| | 1996 | 178.3 | 178.4 | 180.6 | 180.8 | 180.8 | 181.2 | 181.4 | 181.4 | 199.5 | 200.0 | 199.7 | 199.7 | 186.8 |
| | 1997 | 200.0 | 200.0 | 200.8 | | | | | | | | | | |

TABLE - 8 (Continued)

The Consumer Price Indexes Major Components, Selected Sub-groups and Special Aggregates (Not Seasonally Adjusted), 1994-1997, Provinces, Whitehorse and Yellowknife, 1986=100

TABLEAU - 8 (Suite)

Indices des prix à la consommation, composantes principales, sous-groupes et agrégats spéciaux (non désaisonnalisés), 1994-1997, Provinces, Whitehorse et Yellowknife, 1986=100

| | | Indexes - Indices | | | | | | | | | | | | Annual average |
|--|------|-------------------|-------|-------|-------|-------|-------|---------|-------|-------|-------|-------|-------|------------------|
| | | Jan. | Feb. | March | April | May | June | July | Aug. | Sept. | Oct. | Nov. | Dec. | |
| ONTARIO | | Jan. | Fév. | Mars | Avril | Mai | Juin | Juillet | Août | Sept. | Oct. | Nov. | Déc. | Moyenne annuelle |
| ALCOHOLIC BEVERAGES AND TOBACCO PRODUCTS – BOISSONS ALCOOLISÉES ET PRODUITS DU TABAC | 1994 | 168.7 | 134.9 | 134.9 | 134.2 | 134.2 | 134.1 | 134.0 | 134.5 | 134.6 | 134.7 | 135.3 | 135.3 | 137.5 |
| | 1995 | 135.3 | 135.2 | 136.6 | 136.7 | 137.3 | 137.4 | 137.5 | 137.8 | 137.7 | 138.8 | 138.6 | 138.4 | 137.3 |
| | 1996 | 138.6 | 138.6 | 138.6 | 138.6 | 139.2 | 139.8 | 139.2 | 139.5 | 139.5 | 139.5 | 139.8 | 142.6 | 139.5 |
| | 1997 | 142.7 | 143.0 | 143.1 | | | | | | | | | | |
| Alcoholic beverages – Boissons alcoolisées | 1994 | 139.6 | 139.7 | 140.1 | 140.1 | 140.3 | 140.2 | 140.3 | 141.1 | 141.2 | 141.3 | 142.2 | 142.2 | 140.7 |
| | 1995 | 142.2 | 142.2 | 142.1 | 142.2 | 142.5 | 142.7 | 142.9 | 143.2 | 142.9 | 144.4 | 144.3 | 144.1 | 143.0 |
| | 1996 | 144.3 | 144.6 | 144.7 | 144.6 | 145.0 | 145.3 | 145.1 | 145.5 | 145.6 | 145.8 | 146.1 | 145.8 | 145.2 |
| | 1997 | 145.9 | 146.3 | 146.5 | | | | | | | | | | |
| Alcoholic beverages purchased from stores – Boissons alcoolisées achetées au magasin | 1994 | 137.0 | 136.9 | 137.5 | 137.5 | 137.5 | 137.3 | 137.4 | 138.5 | 138.6 | 138.7 | 140.0 | 140.1 | 138.1 |
| | 1995 | 140.1 | 140.0 | 139.9 | 140.0 | 140.2 | 140.4 | 140.6 | 140.8 | 140.3 | 142.3 | 142.0 | 141.7 | 140.7 |
| | 1996 | 142.0 | 142.3 | 142.4 | 142.3 | 143.0 | 143.3 | 143.1 | 143.8 | 143.9 | 144.2 | 144.7 | 144.2 | 143.3 |
| | 1997 | 144.3 | 144.7 | 145.0 | | | | | | | | | | |
| Tobacco products and smokers' supplies – Produit du tabac et articles pour fumeurs | 1994 | 227.1 | 122.4 | 121.7 | 119.4 | 119.2 | 118.9 | 118.6 | 118.3 | 118.5 | 118.5 | 118.5 | 118.6 | 128.3 |
| | 1995 | 118.5 | 118.4 | 122.6 | 122.8 | 123.9 | 123.9 | 123.9 | 124.0 | 124.2 | 124.8 | 124.2 | 124.3 | 123.0 |
| | 1996 | 124.3 | 123.8 | 123.6 | 123.7 | 124.7 | 126.0 | 124.4 | 124.6 | 124.4 | 124.0 | 124.2 | 133.4 | 125.1 |
| | 1997 | 133.5 | 133.5 | 133.3 | | | | | | | | | | |
| SELECTED SPECIAL AGGREGATES – CERTAINS AGRÉGATS SPÉCIAUX | | | | | | | | | | | | | | |
| All-items excluding food – Ensemble sans les aliments | 1994 | 133.7 | 132.8 | 132.8 | 132.7 | 132.4 | 132.7 | 133.2 | 133.4 | 133.5 | 133.2 | 134.0 | 134.5 | 133.2 |
| | 1995 | 134.8 | 135.4 | 135.8 | 135.8 | 136.3 | 136.4 | 136.5 | 136.5 | 137.1 | 136.7 | 137.0 | 136.8 | 136.3 |
| | 1996 | 136.8 | 137.3 | 137.8 | 138.1 | 138.6 | 138.3 | 138.5 | 138.6 | 138.9 | 139.2 | 140.4 | 140.6 | 138.6 |
| | 1997 | 140.8 | 140.9 | 141.4 | | | | | | | | | | |
| All-items excluding food and energy – Ensemble sans les aliments et l'énergie | 1994 | 134.9 | 133.7 | 133.7 | 133.6 | 133.2 | 133.3 | 133.8 | 133.9 | 134.3 | 134.1 | 134.8 | 135.5 | 134.1 |
| | 1995 | 135.9 | 136.4 | 136.8 | 136.7 | 136.9 | 137.0 | 137.3 | 137.6 | 138.0 | 137.9 | 138.5 | 137.9 | 137.2 |
| | 1996 | 137.9 | 138.4 | 138.6 | 138.8 | 139.1 | 139.0 | 139.4 | 139.6 | 139.9 | 139.7 | 141.2 | 141.3 | 139.4 |
| | 1997 | 141.5 | 141.6 | 142.2 | | | | | | | | | | |
| All-items excluding energy – Ensemble sans l'énergie | 1994 | 132.8 | 131.7 | 131.3 | 131.4 | 131.0 | 131.1 | 131.7 | 131.8 | 132.0 | 131.9 | 132.5 | 133.0 | 131.9 |
| | 1995 | 133.8 | 134.4 | 134.7 | 134.9 | 135.0 | 135.1 | 135.4 | 135.4 | 135.7 | 135.6 | 136.0 | 135.6 | 135.1 |
| | 1996 | 135.8 | 136.2 | 136.3 | 136.6 | 136.8 | 136.9 | 137.0 | 137.2 | 137.3 | 137.4 | 138.6 | 138.7 | 137.1 |
| | 1997 | 138.9 | 138.9 | 139.3 | | | | | | | | | | |
| Energy – Énergie | 1994 | 122.3 | 125.2 | 125.1 | 124.8 | 126.2 | 127.7 | 129.4 | 129.8 | 127.3 | 124.8 | 127.4 | 126.1 | 126.3 |
| | 1995 | 126.0 | 127.6 | 127.6 | 128.2 | 131.5 | 132.0 | 130.0 | 127.9 | 128.7 | 126.3 | 124.8 | 127.5 | 128.2 |
| | 1996 | 127.6 | 127.5 | 130.8 | 132.1 | 134.3 | 132.2 | 130.8 | 130.4 | 131.2 | 135.6 | 133.4 | 134.9 | 131.7 |
| | 1997 | 134.9 | 135.0 | 134.9 | | | | | | | | | | |
| All-items excluding shelter – Ensemble sans le logement | 1994 | 130.3 | 129.2 | 128.8 | 129.2 | 128.7 | 128.9 | 129.8 | 129.8 | 129.8 | 129.3 | 130.3 | 130.7 | 129.6 |
| | 1995 | 131.6 | 132.4 | 132.7 | 133.3 | 133.6 | 133.8 | 134.0 | 133.8 | 134.3 | 134.0 | 134.2 | 133.9 | 133.5 |
| | 1996 | 134.3 | 134.7 | 135.4 | 136.0 | 136.4 | 136.3 | 136.4 | 136.7 | 136.9 | 137.0 | 138.9 | 139.0 | 136.5 |
| | 1997 | 139.1 | 139.2 | 139.6 | | | | | | | | | | |
| All-items excluding alcoholic beverages and tobacco products – Ensemble sans les boissons alcoolisées et les produits du tabac | 1994 | 129.6 | 130.7 | 130.3 | 130.5 | 130.1 | 130.3 | 131.0 | 131.2 | 131.2 | 130.9 | 131.7 | 132.1 | 130.8 |
| | 1995 | 132.9 | 133.5 | 133.8 | 134.0 | 134.4 | 134.5 | 134.6 | 134.4 | 134.8 | 134.5 | 134.7 | 134.6 | 134.2 |
| | 1996 | 134.8 | 135.1 | 135.5 | 135.9 | 136.2 | 136.1 | 136.2 | 136.3 | 136.5 | 136.9 | 137.9 | 138.0 | 136.3 |
| | 1997 | 138.1 | 138.2 | 138.6 | | | | | | | | | | |
| All-items excluding tobacco products – Ensemble sans les produits du tabac | 1994 | 130.0 | 131.2 | 130.7 | 130.9 | 130.7 | 130.8 | 131.4 | 131.7 | 131.7 | 131.3 | 132.2 | 132.5 | 131.3 |
| | 1995 | 133.2 | 133.9 | 134.1 | 134.4 | 134.7 | 134.9 | 135.0 | 134.8 | 135.2 | 134.9 | 135.1 | 134.9 | 134.6 |
| | 1996 | 135.2 | 135.5 | 135.9 | 136.3 | 136.6 | 136.5 | 136.6 | 136.7 | 136.8 | 137.3 | 138.3 | 138.3 | 136.7 |
| | 1997 | 138.5 | 138.6 | 138.9 | | | | | | | | | | |
| All-items (1981=100) – Ensemble (1981=100) | 1994 | 176.7 | 175.7 | 175.1 | 175.4 | 174.9 | 175.1 | 176.1 | 176.2 | 176.2 | 175.9 | 176.9 | 177.4 | 176.0 |
| | 1995 | 178.4 | 179.3 | 179.7 | 180.0 | 180.5 | 180.6 | 180.8 | 180.6 | 181.0 | 180.6 | 181.0 | 180.8 | 180.3 |
| | 1996 | 181.0 | 181.4 | 182.0 | 182.5 | 182.9 | 182.8 | 182.9 | 183.0 | 183.3 | 183.8 | 185.2 | 185.3 | 183.0 |
| | 1997 | 185.6 | 185.7 | 186.1 | | | | | | | | | | |

TABLE - 8 (Continued)

The Consumer Price Indexes Major Components, Selected Sub-groups and Special Aggregates (Not Seasonally Adjusted), 1994-1997, Provinces, Whitehorse and Yellowknife, 1986=100

TABLEAU - 8 (Suite)

Indices des prix à la consommation, composantes principales, sous-groupes et agrégats spéciaux (non désaisonnalisés), 1994-1997, Provinces, Whitehorse et Yellowknife, 1986=100

| | | Indexes - Indices | | | | | | | | | | | | Annual average |
|----------------------|------|-------------------|-------|-------|-------|-------|-------|---------|-------|-------|-------|-------|-------|------------------|
| | | Jan. | Feb. | March | April | May | June | July | Aug. | Sept. | Oct. | Nov. | Dec. | |
| MANITOBA | | Jan. | Fév. | Mars | Avril | Mai | Juin | Juillet | Août | Sept. | Oct. | Nov. | Déc. | Moyenne annuelle |
| ALL-ITEMS - ENSEMBLE | 1994 | 131.2 | 131.3 | 131.3 | 131.4 | 131.4 | 131.4 | 132.1 | 132.0 | 132.5 | 132.5 | 133.1 | 133.5 | 132.0 |
| | 1995 | 134.0 | 134.6 | 134.8 | 135.3 | 135.6 | 135.6 | 135.8 | 135.7 | 135.9 | 135.9 | 136.3 | 136.7 | 135.5 |
| | 1996 | 136.7 | 136.5 | 137.4 | 138.1 | 138.6 | 138.2 | 138.9 | 139.0 | 139.0 | 139.4 | 140.0 | 140.6 | 138.5 |
| | 1997 | 140.7 | 140.8 | 141.4 | | | | | | | | | | |
| FOOD - ALIMENTS | 1994 | 129.7 | 129.3 | 129.7 | 130.8 | 131.0 | 130.7 | 131.2 | 130.5 | 130.5 | 131.0 | 130.6 | 132.0 | 130.6 |
| | 1995 | 133.4 | 133.3 | 133.1 | 134.5 | 133.5 | 134.6 | 134.3 | 133.5 | 133.5 | 133.7 | 133.2 | 137.0 | 134.0 |
| | 1996 | 134.7 | 133.9 | 135.2 | 136.6 | 136.1 | 136.2 | 136.5 | 137.0 | 136.8 | 137.3 | 139.6 | 140.4 | 136.7 |
| | 1997 | 140.9 | 139.9 | 140.3 | | | | | | | | | | |
| P707001 | 1994 | 127.3 | 126.7 | 127.1 | 128.5 | 128.8 | 128.3 | 129.0 | 128.0 | 128.0 | 128.6 | 127.8 | 129.7 | 128.2 |
| | 1995 | 131.4 | 130.8 | 130.3 | 132.1 | 130.6 | 132.2 | 131.5 | 130.3 | 130.3 | 130.5 | 129.8 | 134.9 | 131.2 |
| | 1996 | 131.8 | 130.5 | 130.4 | 134.0 | 133.2 | 133.2 | 133.5 | 134.2 | 133.4 | 134.0 | 137.2 | 138.3 | 133.8 |
| | 1997 | 139.0 | 137.5 | 137.8 | | | | | | | | | | |
| P707002 | 1994 | 140.5 | 140.1 | 141.1 | 142.6 | 144.2 | 144.1 | 143.9 | 142.2 | 142.0 | 142.3 | 140.2 | 141.7 | 142.1 |
| | 1995 | 142.8 | 142.4 | 140.9 | 141.8 | 141.3 | 141.6 | 139.2 | 139.6 | 141.4 | 142.7 | 138.1 | 148.2 | 141.7 |
| | 1996 | 140.6 | 141.8 | 142.2 | 143.9 | 143.8 | 147.3 | 146.5 | 148.2 | 149.1 | 146.1 | 151.2 | 153.5 | 146.2 |
| | 1997 | 154.1 | 152.8 | 151.1 | | | | | | | | | | |
| P707003 | 1994 | 145.9 | 148.2 | 148.8 | 150.5 | 153.0 | 151.5 | 150.7 | 146.8 | 147.9 | 146.6 | 146.7 | 147.5 | 148.7 |
| | 1995 | 151.2 | 149.4 | 150.9 | 150.1 | 149.5 | 149.9 | 147.7 | 147.9 | 147.3 | 150.5 | 142.6 | 153.9 | 149.2 |
| | 1996 | 142.3 | 143.9 | 138.9 | 143.4 | 146.2 | 148.4 | 146.4 | 148.3 | 143.6 | 138.8 | 146.2 | 154.9 | 145.1 |
| | 1997 | 151.6 | 149.5 | 145.2 | | | | | | | | | | |
| P707004 | 1994 | 129.2 | 124.8 | 128.5 | 128.9 | 126.6 | 131.7 | 130.6 | 130.7 | 131.3 | 130.1 | 118.5 | 122.8 | 127.8 |
| | 1995 | 125.8 | 128.8 | 125.0 | 128.6 | 130.7 | 125.9 | 127.0 | 124.8 | 134.7 | 128.6 | 122.5 | 140.1 | 128.5 |
| | 1996 | 135.6 | 133.5 | 139.4 | 138.6 | 132.5 | 141.4 | 143.3 | 140.3 | 151.4 | 147.6 | 150.3 | 144.0 | 141.5 |
| | 1997 | 149.0 | 151.8 | 151.0 | | | | | | | | | | |
| P707007 | 1994 | 137.0 | 134.0 | 134.6 | 136.2 | 138.1 | 138.2 | 139.1 | 139.9 | 137.6 | 140.6 | 139.5 | 140.9 | 138.0 |
| | 1995 | 136.8 | 136.2 | 132.4 | 133.4 | 131.1 | 135.0 | 130.0 | 132.6 | 131.6 | 135.5 | 136.8 | 139.6 | 134.3 |
| | 1996 | 135.6 | 138.5 | 142.5 | 142.0 | 142.1 | 143.6 | 142.3 | 146.9 | 148.3 | 148.5 | 151.9 | 151.5 | 144.5 |
| | 1997 | 154.4 | 151.2 | 152.7 | | | | | | | | | | |
| P707009 | 1994 | 140.9 | 142.5 | 142.6 | 140.9 | 141.0 | 140.7 | 140.3 | 141.2 | 141.6 | 147.6 | 148.2 | 149.4 | 143.1 |
| | 1995 | 150.7 | 151.4 | 151.4 | 150.9 | 153.3 | 153.9 | 153.9 | 154.1 | 152.8 | 154.7 | 154.8 | 155.8 | 153.1 |
| | 1996 | 155.7 | 153.9 | 153.9 | 154.2 | 152.6 | 154.2 | 153.2 | 153.0 | 154.0 | 154.7 | 154.1 | 155.7 | 154.1 |
| | 1997 | 157.5 | 155.4 | 155.5 | | | | | | | | | | |
| P707010 | 1994 | 115.6 | 115.6 | 116.2 | 115.8 | 115.7 | 116.0 | 115.8 | 115.7 | 115.9 | 116.3 | 116.5 | 116.4 | 116.0 |
| | 1995 | 117.3 | 117.5 | 117.8 | 117.6 | 116.8 | 116.7 | 119.0 | 116.9 | 117.1 | 119.2 | 120.3 | 119.9 | 118.0 |
| | 1996 | 119.3 | 120.1 | 121.4 | 121.2 | 120.5 | 121.2 | 121.0 | 120.7 | 123.0 | 123.8 | 126.3 | 127.4 | 122.2 |
| | 1997 | 128.9 | 128.4 | 127.3 | | | | | | | | | | |
| P707013 | 1994 | 106.2 | 107.6 | 108.8 | 108.7 | 108.7 | 111.9 | 115.2 | 116.5 | 112.8 | 119.1 | 116.9 | 118.8 | 112.6 |
| | 1995 | 117.8 | 117.0 | 118.5 | 120.1 | 120.0 | 121.3 | 120.1 | 122.7 | 122.4 | 123.7 | 123.8 | 123.4 | 120.9 |
| | 1996 | 121.4 | 108.3 | 112.3 | 115.4 | 112.7 | 111.2 | 119.1 | 114.3 | 118.4 | 123.3 | 115.2 | 135.8 | 117.3 |
| | 1997 | 135.1 | 120.8 | 124.7 | | | | | | | | | | |
| P707017 | 1994 | 130.4 | 132.1 | 132.0 | 134.8 | 133.2 | 132.7 | 133.6 | 134.7 | 135.8 | 136.0 | 134.6 | 135.6 | 133.8 |
| | 1995 | 135.7 | 137.1 | 138.0 | 137.2 | 132.6 | 136.9 | 133.5 | 135.0 | 137.8 | 139.4 | 138.1 | 144.6 | 137.2 |
| | 1996 | 136.4 | 135.8 | 135.6 | 135.7 | 135.7 | 133.9 | 135.6 | 138.0 | 140.8 | 143.4 | 144.0 | 148.8 | 138.6 |
| | 1997 | 147.4 | 143.3 | 144.3 | | | | | | | | | | |
| P707018 | 1994 | 127.9 | 130.5 | 129.5 | 134.1 | 130.9 | 131.1 | 131.3 | 132.6 | 133.7 | 133.9 | 131.8 | 132.2 | 131.6 |
| | 1995 | 130.5 | 132.4 | 133.7 | 131.7 | 125.4 | 133.2 | 125.6 | 128.8 | 134.3 | 134.6 | 133.4 | 139.9 | 132.0 |
| | 1996 | 129.4 | 129.6 | 131.5 | 129.7 | 130.6 | 126.4 | 128.1 | 133.1 | 137.3 | 139.0 | 137.2 | 142.4 | 132.9 |
| | 1997 | 139.7 | 136.2 | 138.1 | | | | | | | | | | |
| P707019 | 1994 | 135.0 | 134.8 | 136.6 | 135.8 | 137.4 | 135.7 | 138.0 | 138.6 | 139.6 | 140.0 | 139.8 | 142.0 | 137.8 |
| | 1995 | 145.4 | 145.8 | 146.1 | 147.4 | 145.8 | 143.7 | 148.1 | 146.5 | 144.3 | 148.3 | 146.8 | 153.3 | 146.8 |
| | 1996 | 149.3 | 147.2 | 143.1 | 146.9 | 145.2 | 147.5 | 149.3 | 147.1 | 147.3 | 151.6 | 156.6 | 160.6 | 149.3 |
| | 1997 | 161.5 | 156.4 | 155.7 | | | | | | | | | | |
| P707020 | 1994 | 100.2 | 102.6 | 98.9 | 108.6 | 110.7 | 106.0 | 106.8 | 107.6 | 112.2 | 109.3 | 104.9 | 107.0 | 106.2 |
| | 1995 | 106.7 | 107.3 | 100.2 | 101.5 | 110.0 | 105.0 | 114.3 | 113.1 | 109.2 | 108.2 | 107.1 | 113.4 | 108.0 |
| | 1996 | 108.8 | 105.7 | 113.7 | 122.2 | 120.0 | 118.7 | 121.5 | 124.8 | 119.0 | 127.3 | 122.4 | 128.1 | 119.4 |
| | 1997 | 125.2 | 108.4 | 105.3 | | | | | | | | | | |
| P707022 | 1994 | 100.2 | 102.6 | 98.9 | 108.6 | 110.7 | 106.0 | 106.8 | 107.6 | 112.2 | 109.3 | 104.9 | 107.0 | 106.2 |
| | 1995 | 106.7 | 107.3 | 100.2 | 101.5 | 110.0 | 105.0 | 114.3 | 113.1 | 109.2 | 108.2 | 107.1 | 113.4 | 108.0 |
| | 1996 | 108.8 | 105.7 | 113.7 | 122.2 | 120.0 | 118.7 | 121.5 | 124.8 | 119.0 | 127.3 | 122.4 | 128.1 | 119.4 |
| | 1997 | 125.2 | 108.4 | 105.3 | | | | | | | | | | |

TABLE - 8 (Continued)

The Consumer Price Indexes Major Components, Selected Sub-groups and Special Aggregates (Not Seasonally Adjusted), 1994-1997, Provinces, Whitehorse and Yellowknife, 1986=100

TABLEAU - 8 (Suite)

Indices des prix à la consommation, composantes principales, sous-groupes et agrégats spéciaux (non désaisonnalisés), 1994-1997, Provinces, Whitehorse et Yellowknife, 1986=100

| | | Indexes - Indices | | | | | | | | | | | | Annual average |
|--|---------|-------------------|-------|-------|-------|-------|-------|---------|-------|-------|-------|-------|-------|------------------|
| | | Jan. | Feb. | March | April | May | June | July | Aug. | Sept. | Oct. | Nov. | Dec. | |
| MANITOBA | | Jan. | Fév. | Mars | Avril | Mai | Juin | Juillet | Août | Sept. | Oct. | Nov. | Déc. | Moyenne annuelle |
| Fresh vegetables – Légumes frais | 1994 | 139.7 | 128.1 | 137.5 | 130.7 | 134.0 | 128.7 | 127.2 | 113.7 | 103.6 | 100.2 | 110.5 | 124.4 | 123.2 |
| | 1995 | 132.1 | 124.2 | 126.7 | 152.2 | 131.8 | 145.8 | 140.5 | 112.6 | 105.2 | 104.9 | 104.7 | 118.5 | 124.9 |
| | 1996 | 118.2 | 106.8 | 116.5 | 135.9 | 116.2 | 114.8 | 120.0 | 114.5 | 95.1 | 96.2 | 116.5 | 107.6 | 113.2 |
| | P707025 | 1997 | 113.2 | 122.7 | 130.5 | | | | | | | | | |
| Non-alcoholic beverages – Boissons non alcoolisées | 1994 | 95.1 | 88.8 | 80.9 | 89.3 | 87.7 | 86.5 | 87.0 | 86.2 | 88.0 | 90.3 | 84.2 | 80.6 | 87.1 |
| | 1995 | 90.8 | 90.5 | 91.7 | 87.3 | 88.7 | 92.8 | 88.3 | 95.2 | 90.2 | 87.1 | 91.1 | 89.0 | 90.2 |
| | 1996 | 93.2 | 91.9 | 94.2 | 91.9 | 94.3 | 90.6 | 91.4 | 90.3 | 92.2 | 90.6 | 93.7 | 86.2 | 91.7 |
| | P707031 | 1997 | 88.0 | 91.3 | 98.1 | | | | | | | | | |
| Food purchased from restaurants – Aliments achetés au restaurant | 1994 | 135.9 | 136.2 | 136.5 | 136.5 | 136.7 | 136.7 | 136.8 | 136.9 | 136.9 | 137.1 | 137.8 | 137.9 | 136.8 |
| | 1995 | 138.4 | 139.8 | 140.4 | 140.8 | 140.8 | 140.8 | 141.4 | 141.6 | 141.9 | 141.7 | 142.1 | 142.2 | 141.0 |
| | 1996 | 142.1 | 142.4 | 142.5 | 143.2 | 143.7 | 143.8 | 144.0 | 144.1 | 145.2 | 145.8 | 145.8 | 146.0 | 144.1 |
| | P707032 | 1997 | 146.0 | 146.0 | 146.6 | | | | | | | | | |
| SHELTER – LOGEMENT | 1994 | 125.6 | 126.0 | 126.2 | 125.6 | 126.1 | 126.1 | 126.2 | 126.2 | 126.5 | 127.4 | 127.9 | 128.0 | 126.5 |
| | 1995 | 128.2 | 128.4 | 128.6 | 129.1 | 129.4 | 129.4 | 129.6 | 129.6 | 129.6 | 130.1 | 130.1 | 130.2 | 129.4 |
| | 1996 | 130.5 | 129.4 | 129.4 | 129.9 | 130.0 | 130.0 | 130.7 | 130.4 | 130.3 | 131.1 | 131.1 | 130.9 | 130.3 |
| | P707033 | 1997 | 131.7 | 131.6 | 131.9 | | | | | | | | | |
| Rented accommodation – Logement en location | 1994 | 124.0 | 124.1 | 124.3 | 124.2 | 124.4 | 124.5 | 124.5 | 124.6 | 124.8 | 125.2 | 125.4 | 125.5 | 124.6 |
| | 1995 | 125.6 | 125.8 | 125.8 | 125.8 | 126.0 | 126.0 | 126.2 | 126.3 | 126.4 | 126.3 | 126.4 | 126.5 | 126.1 |
| | 1996 | 126.6 | 126.7 | 126.9 | 127.0 | 127.2 | 127.2 | 127.3 | 127.3 | 127.4 | 127.6 | 127.8 | 127.9 | 127.2 |
| | P707034 | 1997 | 128.0 | 128.2 | 128.3 | | | | | | | | | |
| Rent – Loyer | 1994 | 123.9 | 124.0 | 124.2 | 124.4 | 124.5 | 124.5 | 124.6 | 124.7 | 124.9 | 125.2 | 125.5 | 125.5 | 124.7 |
| | 1995 | 125.6 | 125.7 | 125.8 | 125.8 | 125.9 | 126.0 | 126.1 | 126.2 | 126.3 | 126.4 | 126.5 | 126.7 | 126.1 |
| | 1996 | 126.7 | 126.8 | 127.0 | 127.1 | 127.2 | 127.2 | 127.3 | 127.3 | 127.5 | 127.6 | 127.8 | 127.9 | 127.3 |
| | P707035 | 1997 | 128.0 | 128.2 | 128.3 | | | | | | | | | |
| Owned accommodation – Logement en propriété | 1994 | 123.7 | 124.0 | 124.2 | 123.0 | 123.9 | 123.8 | 123.9 | 123.9 | 124.3 | 125.9 | 126.7 | 126.9 | 124.5 |
| | 1995 | 127.2 | 127.6 | 127.9 | 128.3 | 128.7 | 128.7 | 128.9 | 128.9 | 128.8 | 129.7 | 129.7 | 129.9 | 128.7 |
| | 1996 | 129.8 | 129.4 | 129.4 | 129.5 | 129.4 | 129.5 | 129.7 | 129.3 | 129.1 | 130.3 | 130.0 | 129.6 | 129.6 |
| | P707036 | 1997 | 129.9 | 129.5 | 129.8 | | | | | | | | | |
| Replacement cost – Coût de remplacement | 1994 | 116.4 | 117.8 | 118.3 | 120.0 | 120.2 | 120.3 | 120.3 | 120.6 | 120.6 | 120.8 | 120.8 | 121.2 | 119.8 |
| | 1995 | 121.2 | 121.5 | 121.5 | 122.3 | 122.3 | 122.4 | 122.7 | 122.7 | 122.7 | 122.7 | 122.7 | 122.7 | 122.3 |
| | 1996 | 122.7 | 122.4 | 122.8 | 122.8 | 122.8 | 123.1 | 123.4 | 123.4 | 123.4 | 123.4 | 123.9 | 123.9 | 123.2 |
| | P707037 | 1997 | 124.9 | 124.9 | 125.1 | | | | | | | | | |
| Homeowners' insurance premiums – Primes d'assurance de propriétaire | 1994 | 120.1 | 121.5 | 122.0 | 123.7 | 124.0 | 124.0 | 124.0 | 124.0 | 124.4 | 124.4 | 124.5 | 124.5 | 123.4 |
| | 1995 | 124.9 | 124.9 | 125.2 | 125.2 | 126.1 | 126.1 | 126.2 | 126.2 | 126.2 | 126.2 | 126.2 | 126.2 | 125.8 |
| | 1996 | 126.2 | 125.8 | 126.3 | 126.3 | 126.3 | 126.6 | 126.9 | 126.9 | 126.9 | 126.9 | 127.4 | 127.4 | 126.7 |
| | P707039 | 1997 | 128.4 | 128.4 | 128.6 | | | | | | | | | |
| Homeowners' maintenance and repairs – Entretien et réparations par le propriétaire | 1994 | 110.9 | 112.3 | 115.0 | 103.4 | 109.5 | 108.8 | 108.8 | 106.3 | 108.2 | 103.2 | 108.2 | 108.2 | 108.6 |
| | 1995 | 109.2 | 109.4 | 109.4 | 108.9 | 111.2 | 110.0 | 111.9 | 111.9 | 111.0 | 106.9 | 107.0 | 109.6 | 109.7 |
| | 1996 | 109.6 | 107.3 | 107.3 | 109.0 | 108.9 | 109.3 | 112.2 | 109.4 | 108.7 | 113.0 | 110.1 | 108.5 | 109.4 |
| | P707040 | 1997 | 112.1 | 109.2 | 112.8 | | | | | | | | | |
| Water, fuel and electricity – Eau, combustible et électricité | 1994 | 136.0 | 137.3 | 137.3 | 137.7 | 137.7 | 137.7 | 137.7 | 137.7 | 137.9 | 137.8 | 137.8 | 137.8 | 137.5 |
| | 1995 | 137.6 | 137.6 | 137.6 | 138.8 | 138.9 | 138.9 | 139.2 | 139.2 | 139.3 | 139.3 | 139.2 | 139.2 | 138.7 |
| | 1996 | 140.7 | 136.1 | 136.1 | 138.3 | 138.4 | 138.4 | 141.2 | 141.2 | 141.2 | 141.6 | 141.8 | 141.8 | 139.7 |
| | P707041 | 1997 | 145.3 | 145.3 | 146.0 | | | | | | | | | |
| Electricity – Électricité | 1994 | 146.7 | 146.7 | 146.7 | 149.6 | 149.6 | 149.6 | 149.6 | 149.6 | 149.6 | 149.6 | 149.6 | 149.6 | 148.9 |
| | 1995 | 149.6 | 149.6 | 149.6 | 152.1 | 152.1 | 152.1 | 152.1 | 152.1 | 152.1 | 152.1 | 152.1 | 152.1 | 151.5 |
| | 1996 | 152.1 | 152.1 | 152.1 | 156.3 | 156.3 | 156.3 | 156.3 | 156.3 | 156.3 | 156.3 | 156.3 | 156.3 | 155.3 |
| | P707042 | 1997 | 156.3 | 156.3 | 156.3 | | | | | | | | | |
| Piped gas – Gaz | 1994 | 121.7 | 124.6 | 124.6 | 123.1 | 123.1 | 123.1 | 123.1 | 123.1 | 123.1 | 123.1 | 123.1 | 123.1 | 123.2 |
| | 1995 | 118.3 | 118.3 | 118.3 | 118.3 | 118.3 | 118.3 | 119.1 | 119.1 | 119.1 | 119.1 | 119.1 | 119.1 | 118.7 |
| | 1996 | 119.1 | 104.2 | 104.2 | 104.2 | 104.2 | 104.2 | 113.3 | 113.3 | 113.3 | 113.3 | 113.3 | 113.3 | 110.0 |
| | P707044 | 1997 | 118.8 | 118.8 | 121.2 | | | | | | | | | |
| Fuel oil and other fuel – Mazout et autres combustibles | 1994 | 124.7 | 122.4 | 123.8 | 123.8 | 123.8 | 123.8 | 123.8 | 123.8 | 130.2 | 124.9 | 124.2 | 124.5 | 124.5 |
| | 1995 | 123.7 | 123.7 | 123.7 | 123.7 | 126.4 | 126.4 | 126.4 | 126.4 | 127.3 | 128.7 | 127.0 | 125.6 | 125.8 |
| | 1996 | 126.1 | 126.7 | 127.2 | 130.5 | 131.0 | 131.0 | 131.0 | 131.0 | 131.5 | 138.5 | 142.6 | 142.9 | 132.5 |
| | P707045 | 1997 | 145.1 | 146.6 | 144.9 | | | | | | | | | |

TABLE - 8 (Continued)

The Consumer Price Indexes Major Components, Selected Sub-groups and Special Aggregates (Not Seasonally Adjusted), 1994-1997, Provinces, Whitehorse and Yellowknife, 1986=100

TABLEAU - 8 (Suite)

Indices des prix à la consommation, composantes principales, sous-groupes et agrégats spéciaux (non désaisonnalisés), 1994-1997, Provinces, Whitehorse et Yellowknife, 1986=100

| | | Indexes - Indices | | | | | | | | | | | | Annual average |
|--|------|-------------------|-------|-------|-------|-------|-------|---------|-------|-------|-------|-------|-------|------------------|
| | | Jan. | Feb. | March | April | May | June | July | Aug. | Sept. | Oct. | Nov. | Dec. | |
| MANITOBA | | Jan. | Fév. | Mars | Avril | Mai | Juin | Juillet | Août | Sept. | Oct. | Nov. | Déc. | Moyenne annuelle |
| HOUSEHOLD OPERATIONS AND FURNISHINGS – DÉPENSES ET ÉQUIPEMENT DU MÉNAGE | 1994 | 126.1 | 125.8 | 124.9 | 125.1 | 124.8 | 124.4 | 124.3 | 124.0 | 125.2 | 124.4 | 124.4 | 124.5 | 124.8 |
| | 1995 | 124.4 | 125.2 | 125.9 | 125.8 | 125.4 | 125.2 | 125.5 | 125.9 | 126.6 | 125.9 | 126.3 | 126.6 | 125.7 |
| | 1996 | 128.0 | 128.3 | 127.7 | 129.2 | 129.9 | 129.1 | 129.4 | 129.2 | 128.7 | 129.2 | 129.3 | 129.5 | 129.0 |
| P707046 | 1997 | 131.3 | 130.7 | 130.6 | | | | | | | | | | |
| Household operations – Dépenses du ménage | 1994 | 130.9 | 130.6 | 129.6 | 129.7 | 129.7 | 129.4 | 128.8 | 128.9 | 128.5 | 127.5 | 127.8 | 127.5 | 129.1 |
| | 1995 | 127.5 | 127.5 | 128.1 | 128.1 | 127.9 | 127.7 | 128.7 | 129.5 | 129.5 | 129.9 | 130.5 | 130.9 | 128.8 |
| | 1996 | 133.6 | 133.6 | 132.0 | 134.6 | 135.1 | 134.0 | 134.1 | 134.7 | 134.2 | 134.4 | 134.7 | 135.2 | 134.2 |
| P707047 | 1997 | 138.6 | 137.9 | 136.7 | | | | | | | | | | |
| Telephone services – Services téléphoniques | 1994 | 120.2 | 120.2 | 119.0 | 119.0 | 119.0 | 119.0 | 119.0 | 119.0 | 119.0 | 117.3 | 117.3 | 117.3 | 118.8 |
| | 1995 | 117.3 | 117.3 | 117.3 | 117.3 | 117.3 | 117.3 | 117.3 | 117.3 | 117.3 | 117.5 | 117.5 | 117.5 | 117.4 |
| | 1996 | 123.8 | 123.8 | 123.8 | 123.8 | 123.8 | 123.8 | 123.8 | 123.8 | 123.8 | 123.8 | 122.4 | 122.4 | 123.6 |
| P707049 | 1997 | 129.9 | 129.8 | 129.8 | | | | | | | | | | |
| Household furnishings – Équipement du ménage | 1994 | 120.8 | 120.5 | 119.9 | 120.2 | 119.4 | 119.0 | 119.3 | 118.7 | 121.7 | 121.2 | 120.7 | 121.3 | 120.2 |
| | 1995 | 121.0 | 123.0 | 123.9 | 123.6 | 123.0 | 122.7 | 122.1 | 121.8 | 123.4 | 121.3 | 121.3 | 121.5 | 122.4 |
| | 1996 | 120.9 | 121.7 | 122.6 | 122.5 | 123.5 | 123.2 | 123.7 | 122.4 | 121.8 | 122.7 | 122.6 | 122.4 | 122.5 |
| P707054 | 1997 | 121.8 | 121.3 | 123.0 | | | | | | | | | | |
| CLOTHING AND FOOTWEAR – HABILLEMENT ET CHAUSSURES | 1994 | 132.4 | 135.2 | 135.7 | 136.0 | 133.2 | 132.0 | 133.5 | 133.3 | 134.0 | 132.7 | 133.9 | 134.4 | 133.9 |
| | 1995 | 136.2 | 137.3 | 137.7 | 139.1 | 138.6 | 136.4 | 133.8 | 137.9 | 139.7 | 140.6 | 137.5 | 134.4 | 137.4 |
| | 1996 | 136.5 | 138.2 | 138.1 | 137.9 | 137.8 | 136.6 | 138.9 | 140.5 | 141.7 | 142.9 | 142.1 | 142.0 | 139.4 |
| P707061 | 1997 | 138.3 | 143.5 | 144.8 | | | | | | | | | | |
| Clothing – Habillement | 1994 | 131.8 | 134.3 | 134.9 | 135.5 | 133.3 | 131.7 | 133.7 | 132.9 | 133.6 | 132.3 | 132.0 | 132.8 | 133.2 |
| | 1995 | 135.3 | 138.2 | 139.3 | 140.8 | 138.6 | 135.1 | 133.1 | 136.5 | 138.2 | 139.3 | 135.6 | 133.3 | 136.9 |
| | 1996 | 135.8 | 137.7 | 137.3 | 135.5 | 135.9 | 133.6 | 137.5 | 139.4 | 140.3 | 142.9 | 141.6 | 140.3 | 138.2 |
| P707062 | 1997 | 136.7 | 144.0 | 145.5 | | | | | | | | | | |
| Women's clothing – Vêtements pour femmes | 1994 | 134.5 | 135.8 | 135.2 | 135.8 | 133.7 | 131.7 | 133.1 | 133.3 | 134.1 | 134.1 | 132.4 | 132.6 | 133.9 |
| | 1995 | 135.1 | 139.4 | 140.1 | 142.2 | 140.8 | 136.7 | 133.1 | 136.8 | 140.4 | 139.7 | 135.8 | 133.3 | 137.8 |
| | 1996 | 135.6 | 137.2 | 138.0 | 134.9 | 132.8 | 133.3 | 137.0 | 138.6 | 143.5 | 145.3 | 143.0 | 142.8 | 138.5 |
| P707063 | 1997 | 137.6 | 146.1 | 146.5 | | | | | | | | | | |
| Men's clothing – Vêtements pour hommes | 1994 | 128.1 | 132.7 | 134.8 | 136.0 | 132.6 | 130.9 | 134.5 | 132.0 | 132.4 | 129.7 | 131.3 | 133.3 | 132.4 |
| | 1995 | 136.6 | 136.6 | 138.7 | 139.9 | 136.2 | 132.2 | 132.5 | 136.5 | 136.3 | 139.4 | 136.2 | 133.4 | 136.2 |
| | 1996 | 135.7 | 139.4 | 137.1 | 134.7 | 140.3 | 132.3 | 138.4 | 141.3 | 137.3 | 140.6 | 140.8 | 135.3 | 137.8 |
| P707064 | 1997 | 136.7 | 140.8 | 143.1 | | | | | | | | | | |
| Footwear – Chaussures | 1994 | 129.4 | 132.1 | 132.2 | 132.9 | 134.1 | 132.4 | 131.4 | 134.0 | 135.7 | 134.5 | 135.9 | 133.9 | 133.2 |
| | 1995 | 135.2 | 137.4 | 134.0 | 137.3 | 138.5 | 139.3 | 130.9 | 139.5 | 143.9 | 143.9 | 141.6 | 133.1 | 137.9 |
| | 1996 | 134.5 | 135.6 | 138.6 | 145.6 | 140.4 | 140.1 | 139.4 | 140.9 | 146.8 | 140.6 | 139.9 | 146.7 | 140.8 |
| P707066 | 1997 | 137.8 | 139.6 | 141.9 | | | | | | | | | | |
| TRANSPORTATION – TRANSPORTS | 1994 | 128.2 | 129.1 | 128.8 | 129.4 | 129.6 | 130.7 | 133.4 | 133.6 | 133.7 | 132.9 | 135.2 | 135.1 | 131.6 |
| | 1995 | 135.8 | 135.9 | 136.7 | 136.7 | 138.8 | 138.3 | 139.0 | 137.6 | 137.3 | 137.1 | 140.5 | 140.9 | 137.9 |
| | 1996 | 140.7 | 140.9 | 144.0 | 144.7 | 146.3 | 145.0 | 145.1 | 144.9 | 145.2 | 145.2 | 147.3 | 149.8 | 144.9 |
| P707069 | 1997 | 148.7 | 148.2 | 149.7 | | | | | | | | | | |
| Private transportation – Transport privé | 1994 | 126.9 | 127.1 | 126.9 | 127.4 | 128.0 | 128.6 | 130.4 | 130.7 | 131.2 | 130.6 | 133.2 | 132.2 | 129.4 |
| | 1995 | 133.7 | 133.7 | 134.5 | 134.6 | 136.8 | 136.1 | 136.2 | 134.9 | 134.9 | 134.9 | 138.5 | 138.3 | 135.6 |
| | 1996 | 138.7 | 138.6 | 141.3 | 141.9 | 143.7 | 142.6 | 142.3 | 141.9 | 142.5 | 142.6 | 144.6 | 146.3 | 142.3 |
| P707070 | 1997 | 145.2 | 145.6 | 146.4 | | | | | | | | | | |
| Purchase of automotive vehicles – Achat de véhicules automobiles | 1994 | 125.3 | 125.9 | 125.7 | 126.4 | 126.4 | 126.4 | 126.8 | 126.8 | 126.8 | 126.8 | 132.7 | 132.7 | 127.4 |
| | 1995 | 136.0 | 136.1 | 136.1 | 135.6 | 135.6 | 135.8 | 135.3 | 135.3 | 135.3 | 135.3 | 144.0 | 144.0 | 137.0 |
| | 1996 | 144.8 | 144.8 | 144.2 | 144.9 | 144.9 | 144.9 | 144.6 | 144.6 | 144.6 | 144.6 | 150.4 | 150.4 | 145.6 |
| P707072 | 1997 | 150.0 | 150.0 | 150.0 | | | | | | | | | | |
| Operation of automotive vehicles – Utilisation de véhicules automobiles | 1994 | 128.5 | 128.4 | 127.6 | 128.0 | 129.1 | 130.5 | 133.6 | 134.1 | 135.0 | 133.7 | 133.3 | 131.5 | 131.1 |
| | 1995 | 131.5 | 131.4 | 132.8 | 133.6 | 137.8 | 136.3 | 136.9 | 134.5 | 134.2 | 134.2 | 133.5 | 133.0 | 134.1 |
| | 1996 | 133.0 | 133.0 | 138.4 | 139.0 | 142.3 | 140.2 | 139.8 | 139.2 | 140.2 | 140.4 | 139.2 | 142.2 | 138.9 |
| P707073 | 1997 | 140.5 | 141.1 | 143.2 | | | | | | | | | | |
| Gasoline – Essence | 1994 | 105.8 | 105.6 | 105.6 | 106.5 | 109.0 | 112.0 | 118.4 | 119.5 | 121.3 | 118.4 | 118.4 | 114.2 | 112.9 |
| | 1995 | 114.1 | 113.9 | 116.8 | 117.6 | 126.1 | 123.0 | 122.3 | 117.2 | 116.7 | 116.6 | 115.5 | 114.5 | 117.9 |
| | 1996 | 114.5 | 114.5 | 120.8 | 122.3 | 129.2 | 124.9 | 123.9 | 122.6 | 124.5 | 125.0 | 123.0 | 129.3 | 122.9 |
| P707074 | 1997 | 125.8 | 127.0 | 125.8 | | | | | | | | | | |

TABLE - 8 (Continued)

The Consumer Price Indexes Major Components, Selected Sub-groups and Special Aggregates (Not Seasonally Adjusted), 1994-1997, Provinces, Whitehorse and Yellowknife, 1986=100

TABLEAU - 8 (Suite)

Indices des prix à la consommation, composantes principales, sous-groupes et agrégats spéciaux (non désaisonnalisés), 1994-1997, Provinces, Whitehorse et Yellowknife, 1986=100

| | | Indexes - Indices | | | | | | | | | | | | Annual average |
|---|------|-------------------|-------|-------|-------|-------|-------|---------|-------|-------|-------|-------|-------|------------------|
| | | Jan. | Feb. | March | April | May | June | July | Aug. | Sept. | Oct. | Nov. | Dec. | |
| MANITOBA | | Jan. | Fév. | Mars | Avril | Mai | Juin | Juillet | Août | Sept. | Oct. | Nov. | Déc. | Moyenne annuelle |
| Automotive vehicle parts, maintenance and repairs – Pièces, entretien et réparation de véhicules automobiles P707075 | 1994 | 124.8 | 124.8 | 124.8 | 124.7 | 124.8 | 124.9 | 125.6 | 125.6 | 125.7 | 126.0 | 124.5 | 124.5 | 125.1 |
| | 1995 | 124.5 | 124.8 | 124.8 | 126.3 | 126.3 | 126.3 | 130.5 | 130.5 | 130.5 | 130.5 | 130.1 | 130.1 | 127.9 |
| | 1996 | 130.1 | 130.1 | 130.1 | 129.3 | 129.3 | 129.3 | 129.9 | 129.9 | 129.9 | 129.9 | 128.9 | 128.9 | 129.6 |
| | 1997 | 128.9 | 129.1 | 129.1 | | | | | | | | | | |
| Other automotive vehicle operating expenses - Autres dépenses d'utilisation des véhicules automobiles P707076 | 1994 | 176.5 | 176.5 | 173.7 | 173.7 | 173.7 | 173.5 | 173.6 | 173.6 | 173.6 | 173.6 | 173.6 | 173.7 | 174.1 |
| | 1995 | 173.7 | 173.7 | 173.7 | 173.7 | 173.8 | 174.1 | 174.1 | 174.1 | 174.1 | 174.1 | 174.1 | 174.1 | 173.9 |
| | 1996 | 174.1 | 174.1 | 182.5 | 182.5 | 182.5 | 182.5 | 182.5 | 182.5 | 182.5 | 182.5 | 182.5 | 182.2 | 181.1 |
| | 1997 | 182.2 | 182.2 | 191.9 | | | | | | | | | | |
| Automotive vehicle insurance premiums - Primes d'assurance de véhicules automobiles P707077 | 1994 | 182.3 | 182.3 | 181.6 | 181.6 | 181.6 | 181.6 | 181.6 | 181.6 | 181.6 | 181.6 | 181.6 | 181.6 | 181.7 |
| | 1995 | 181.6 | 181.6 | 181.6 | 181.6 | 181.6 | 181.6 | 181.6 | 181.6 | 181.6 | 181.6 | 181.6 | 181.6 | 181.6 |
| | 1996 | 181.6 | 181.6 | 192.7 | 192.7 | 192.7 | 192.7 | 192.7 | 192.7 | 192.7 | 192.7 | 192.7 | 192.7 | 190.9 |
| | 1997 | 192.7 | 192.7 | 205.4 | | | | | | | | | | |
| Public transportation -- Transport public P707079 | 1994 | 142.7 | 149.4 | 147.8 | 149.7 | 146.7 | 151.0 | 161.3 | 160.9 | 157.4 | 155.5 | 155.1 | 162.1 | 153.3 |
| | 1995 | 153.1 | 153.5 | 154.2 | 152.6 | 154.0 | 155.7 | 163.5 | 161.6 | 158.0 | 156.0 | 155.4 | 163.5 | 156.8 |
| | 1996 | 156.2 | 158.8 | 167.9 | 168.9 | 168.8 | 164.6 | 170.9 | 172.2 | 168.1 | 167.0 | 170.8 | 183.5 | 168.1 |
| | 1997 | 181.9 | 170.7 | 180.9 | | | | | | | | | | |
| Local and commuter transportation – Transport local et de banlieue P707080 | 1994 | 164.3 | 173.7 | 173.7 | 173.7 | 173.7 | 173.8 | 173.8 | 173.8 | 174.2 | 174.2 | 174.2 | 174.2 | 173.1 |
| | 1995 | 174.7 | 174.7 | 174.7 | 174.7 | 174.7 | 174.8 | 174.8 | 174.8 | 174.8 | 174.8 | 174.8 | 174.8 | 174.8 |
| | 1996 | 175.8 | 183.8 | 183.8 | 183.8 | 183.8 | 183.8 | 183.8 | 183.8 | 183.8 | 183.8 | 183.8 | 183.8 | 183.1 |
| | 1997 | 187.1 | 187.1 | 187.1 | | | | | | | | | | |
| HEALTH AND PERSONAL CARE – SANTÉ ET SOINS PERSONNELS P701084 | 1994 | 134.8 | 135.3 | 136.0 | 136.0 | 135.6 | 134.6 | 133.1 | 133.0 | 133.8 | 134.0 | 134.3 | 134.8 | 134.6 |
| | 1995 | 135.2 | 135.9 | 135.5 | 134.9 | 134.8 | 135.0 | 133.7 | 134.5 | 133.4 | 134.3 | 134.3 | 134.4 | 134.7 |
| | 1996 | 134.6 | 134.0 | 135.1 | 135.5 | 136.1 | 136.5 | 135.9 | 135.7 | 136.0 | 136.3 | 136.3 | 135.8 | 135.7 |
| | 1997 | 136.2 | 135.6 | 135.9 | | | | | | | | | | |
| Health care – Soins de santé P707085 | 1994 | 136.1 | 136.5 | 137.1 | 137.7 | 137.4 | 137.3 | 137.4 | 137.9 | 137.8 | 138.1 | 138.1 | 138.0 | 137.5 |
| | 1995 | 138.1 | 138.4 | 138.7 | 138.8 | 138.8 | 139.4 | 139.0 | 139.5 | 139.4 | 139.8 | 139.8 | 139.2 | 139.1 |
| | 1996 | 139.5 | 139.5 | 140.4 | 141.6 | 141.5 | 141.7 | 141.6 | 142.0 | 142.2 | 142.3 | 141.9 | 141.8 | 141.3 |
| | 1997 | 141.6 | 140.8 | 141.4 | | | | | | | | | | |
| Medicinal and pharmaceutical products – Médicaments et produits pharmaceutiques P707087 | 1994 | 147.4 | 148.6 | 150.4 | 150.4 | 149.9 | 149.4 | 148.6 | 150.3 | 150.0 | 150.9 | 150.7 | 150.9 | 149.8 |
| | 1995 | 151.1 | 151.3 | 151.5 | 151.3 | 150.9 | 151.0 | 151.1 | 152.3 | 152.8 | 152.9 | 152.5 | 152.0 | 151.7 |
| | 1996 | 152.1 | 152.4 | 153.9 | 154.5 | 154.7 | 154.9 | 154.8 | 155.8 | 155.5 | 155.5 | 155.1 | 154.7 | 154.5 |
| | 1997 | 154.1 | 152.0 | 153.7 | | | | | | | | | | |
| Prescribed medicines – Médicaments prescrits P707088 | 1994 | 145.9 | 147.4 | 147.5 | 147.5 | 147.5 | 147.5 | 147.5 | 146.8 | 147.0 | 147.0 | 147.4 | 147.4 | 147.2 |
| | 1995 | 147.3 | 147.5 | 148.2 | 148.7 | 148.7 | 148.7 | 148.7 | 149.4 | 149.5 | 149.4 | 149.4 | 149.5 | 148.8 |
| | 1996 | 149.5 | 151.0 | 151.0 | 151.0 | 151.0 | 151.0 | 151.1 | 150.8 | 150.8 | 150.8 | 150.8 | 150.8 | 150.8 |
| | 1997 | 150.2 | 149.5 | 149.5 | | | | | | | | | | |
| Non-prescribed medicines – Médicaments non prescrits P707089 | 1994 | 150.3 | 151.3 | 156.2 | 156.1 | 154.6 | 153.0 | 150.8 | 157.1 | 156.0 | 158.6 | 157.4 | 157.9 | 154.9 |
| | 1995 | 158.9 | 158.9 | 158.1 | 155.9 | 154.5 | 155.0 | 155.2 | 157.7 | 159.3 | 159.9 | 158.4 | 156.3 | 157.3 |
| | 1996 | 156.8 | 154.0 | 159.5 | 161.4 | 162.2 | 162.7 | 162.4 | 166.4 | 165.7 | 165.4 | 164.1 | 162.7 | 161.9 |
| | 1997 | 162.3 | 156.5 | 162.2 | | | | | | | | | | |
| Personal care – Soins personnels P707091 | 1994 | 133.6 | 134.1 | 134.9 | 134.4 | 134.1 | 132.4 | 129.8 | 129.2 | 130.7 | 130.8 | 131.4 | 132.2 | 132.3 |
| | 1995 | 132.9 | 133.8 | 132.9 | 131.9 | 131.6 | 131.5 | 129.6 | 130.5 | 128.7 | 130.0 | 130.0 | 130.6 | 131.2 |
| | 1996 | 130.8 | 129.7 | 130.9 | 130.8 | 131.9 | 132.3 | 131.5 | 130.8 | 131.0 | 131.6 | 131.8 | 131.1 | 131.2 |
| | 1997 | 132.0 | 131.5 | 131.5 | | | | | | | | | | |
| RECREATION, EDUCATION AND READING – LOISIRS, FORMATION ET LECTURE P707094 | 1994 | 137.5 | 138.4 | 138.4 | 138.0 | 138.8 | 138.7 | 139.5 | 139.5 | 141.1 | 140.5 | 140.8 | 141.1 | 139.4 |
| | 1995 | 140.4 | 142.9 | 143.2 | 143.1 | 144.4 | 144.2 | 147.3 | 147.2 | 148.1 | 147.2 | 147.4 | 145.1 | 145.0 |
| | 1996 | 145.5 | 146.6 | 147.0 | 147.1 | 149.2 | 148.7 | 151.4 | 151.4 | 152.2 | 151.2 | 149.2 | 149.0 | 149.0 |
| | 1997 | 149.6 | 150.3 | 150.7 | | | | | | | | | | |
| Recreation – Loisirs P707095 | 1994 | 125.5 | 126.6 | 126.6 | 125.9 | 127.0 | 126.8 | 127.8 | 127.9 | 128.3 | 127.9 | 128.2 | 128.4 | 127.2 |
| | 1995 | 127.5 | 130.5 | 130.7 | 130.5 | 132.1 | 131.6 | 135.4 | 135.3 | 135.2 | 133.9 | 134.1 | 131.2 | 132.3 |
| | 1996 | 131.8 | 133.1 | 133.4 | 133.6 | 136.1 | 135.7 | 139.0 | 138.9 | 138.1 | 136.8 | 134.3 | 134.0 | 135.4 |
| | 1997 | 134.0 | 134.9 | 135.1 | | | | | | | | | | |
| Education and reading – Formation et lecture P707103 | 1994 | 179.7 | 179.8 | 179.7 | 180.2 | 180.2 | 180.2 | 180.3 | 180.3 | 186.0 | 185.1 | 185.1 | 185.7 | 181.9 |
| | 1995 | 186.0 | 186.0 | 186.7 | 187.0 | 187.0 | 188.0 | 188.1 | 188.1 | 193.1 | 194.0 | 194.0 | 194.3 | 189.4 |
| | 1996 | 194.4 | 194.4 | 194.9 | 195.0 | 195.0 | 194.0 | 194.1 | 194.1 | 201.8 | 202.5 | 202.5 | 202.6 | 197.1 |
| | 1997 | 206.0 | 206.0 | 207.0 | | | | | | | | | | |

TABLE - 8 (Continued)

The Consumer Price Indexes Major Components, Selected Sub-groups and Special Aggregates (Not Seasonally Adjusted), 1994-1997, Provinces, Whitehorse and Yellowknife, 1986=100

TABLEAU - 8 (Suite)

Indices des prix à la consommation, composantes principales, sous-groupes et agrégats spéciaux (non désaisonnalisés), 1994-1997, Provinces, Whitehorse et Yellowknife, 1986=100

| | | Indexes - Indices | | | | | | | | | | | | Annual average |
|--|------|-------------------|-------|-------|-------|-------|-------|---------|-------|-------|-------|-------|-------|------------------|
| | | Jan. | Feb. | March | April | May | June | July | Aug. | Sept. | Oct. | Nov. | Dec. | |
| MANITOBA | | Jan. | Fév. | Mars | Avril | Mai | Juin | Juillet | Août | Sept. | Oct. | Nov. | Déc. | Moyenne annuelle |
| ALCOHOLIC BEVERAGES AND TOBACCO PRODUCTS – BOISSONS ALCOOLISÉES ET PRODUITS DU TABAC | 1994 | 165.0 | 156.8 | 156.7 | 156.1 | 156.1 | 156.1 | 156.0 | 156.5 | 157.1 | 157.3 | 157.7 | 157.4 | 157.4 |
| | 1995 | 157.8 | 158.7 | 158.8 | 159.0 | 159.2 | 159.2 | 159.1 | 158.2 | 158.6 | 158.3 | 158.0 | 157.9 | 158.6 |
| | 1996 | 158.1 | 158.1 | 157.9 | 158.0 | 158.0 | 159.4 | 159.2 | 158.2 | 158.2 | 158.8 | 159.0 | 158.6 | 158.5 |
| P707107 | 1997 | 159.6 | 160.6 | 160.9 | | | | | | | | | | |
| Alcoholic beverages – Boissons alcoolisées | 1994 | 130.8 | 131.2 | 131.1 | 130.6 | 130.2 | 130.2 | 130.1 | 130.9 | 131.5 | 131.7 | 132.3 | 131.9 | 131.0 |
| | 1995 | 132.5 | 133.8 | 133.3 | 133.8 | 133.3 | 133.3 | 132.9 | 131.5 | 132.1 | 131.9 | 131.5 | 131.5 | 132.6 |
| | 1996 | 131.9 | 131.8 | 131.6 | 131.7 | 132.1 | 132.4 | 132.1 | 130.6 | 130.7 | 131.6 | 131.9 | 131.1 | 131.6 |
| P707108 | 1997 | 132.2 | 133.6 | 134.0 | | | | | | | | | | |
| Alcoholic beverages purchased from stores – Boissons alcoolisées achetées au magasin | 1994 | 127.5 | 127.6 | 127.5 | 126.7 | 127.1 | 127.0 | 126.9 | 128.1 | 129.1 | 129.5 | 129.5 | 128.7 | 127.9 |
| | 1995 | 129.8 | 130.3 | 129.4 | 130.3 | 130.6 | 130.7 | 130.0 | 129.3 | 130.3 | 129.9 | 129.4 | 129.4 | 130.0 |
| | 1996 | 130.1 | 129.8 | 129.3 | 129.5 | 129.2 | 129.6 | 129.0 | 130.6 | 130.8 | 132.3 | 132.8 | 131.5 | 130.4 |
| P707110 | 1997 | 133.3 | 132.9 | 133.6 | | | | | | | | | | |
| Tobacco products and smokers' supplies – Produit du tabac et articles pour fumeurs | 1994 | 234.8 | 208.4 | 208.4 | 207.7 | 208.2 | 208.2 | 208.2 | 208.2 | 208.8 | 208.8 | 208.7 | 208.7 | 210.6 |
| | 1995 | 208.7 | 208.7 | 210.1 | 209.7 | 211.3 | 211.3 | 211.8 | 211.8 | 212.0 | 211.5 | 211.5 | 211.0 | 210.8 |
| | 1996 | 211.0 | 211.0 | 211.0 | 211.0 | 210.0 | 213.8 | 213.8 | 213.8 | 213.6 | 213.6 | 213.6 | 213.9 | 212.5 |
| P707114 | 1997 | 214.9 | 215.1 | 215.1 | | | | | | | | | | |
| SELECTED SPECIAL AGGREGATES – CERTAINS AGRÉGATS SPÉCIAUX | | | | | | | | | | | | | | |
| All-items excluding food – Ensemble sans les aliments | 1994 | 131.8 | 132.0 | 131.9 | 131.9 | 131.8 | 131.8 | 132.6 | 132.6 | 133.3 | 133.1 | 133.9 | 134.1 | 132.6 |
| | 1995 | 134.4 | 135.1 | 135.5 | 135.7 | 136.4 | 136.0 | 136.4 | 136.4 | 136.7 | 136.7 | 137.3 | 136.9 | 136.1 |
| | 1996 | 137.4 | 137.4 | 138.2 | 138.7 | 139.4 | 139.0 | 139.8 | 139.7 | 139.8 | 140.2 | 140.4 | 140.8 | 139.2 |
| P707126 | 1997 | 140.9 | 141.2 | 141.9 | | | | | | | | | | |
| All-items excluding food and energy – Ensemble sans les aliments et l'énergie | 1994 | 133.2 | 133.3 | 133.3 | 133.1 | 132.9 | 132.8 | 133.3 | 133.3 | 133.9 | 133.9 | 134.8 | 135.2 | 133.6 |
| | 1995 | 135.7 | 136.5 | 136.7 | 136.8 | 137.0 | 136.8 | 137.2 | 137.6 | 137.9 | 138.0 | 138.7 | 138.4 | 137.3 |
| | 1996 | 138.9 | 139.2 | 139.6 | 140.0 | 140.4 | 140.2 | 140.9 | 140.9 | 140.9 | 141.3 | 141.6 | 141.7 | 140.5 |
| P707127 | 1997 | 141.9 | 142.2 | 142.9 | | | | | | | | | | |
| All-items excluding energy – Ensemble sans l'énergie | 1994 | 132.5 | 132.5 | 132.6 | 132.6 | 132.5 | 132.4 | 132.9 | 132.7 | 133.2 | 133.3 | 134.0 | 134.5 | 133.0 |
| | 1995 | 135.2 | 135.8 | 135.9 | 136.3 | 136.2 | 136.3 | 136.6 | 136.7 | 137.0 | 137.0 | 137.5 | 138.0 | 136.5 |
| | 1996 | 138.0 | 138.0 | 138.7 | 139.3 | 139.5 | 139.3 | 139.9 | 140.0 | 140.0 | 140.4 | 141.2 | 141.4 | 139.6 |
| P707129 | 1997 | 141.7 | 141.7 | 142.4 | | | | | | | | | | |
| Energy – Énergie | 1994 | 117.8 | 118.3 | 118.4 | 119.1 | 120.4 | 122.1 | 125.6 | 126.2 | 127.3 | 125.6 | 125.6 | 123.3 | 122.5 |
| | 1995 | 122.4 | 122.3 | 123.8 | 124.9 | 129.3 | 127.7 | 127.5 | 124.9 | 124.7 | 124.7 | 124.1 | 123.5 | 125.0 |
| | 1996 | 123.5 | 121.0 | 124.3 | 126.2 | 129.7 | 127.5 | 128.5 | 127.9 | 128.9 | 129.3 | 128.4 | 131.7 | 127.2 |
| P707130 | 1997 | 130.9 | 131.5 | 131.3 | | | | | | | | | | |
| All-items excluding shelter – Ensemble sans le logement | 1994 | 133.1 | 133.1 | 133.1 | 133.6 | 133.3 | 133.2 | 134.2 | 134.1 | 134.6 | 134.3 | 134.9 | 135.4 | 133.9 |
| | 1995 | 136.0 | 136.7 | 137.0 | 137.4 | 137.8 | 137.7 | 137.9 | 137.8 | 138.1 | 138.0 | 138.5 | 139.0 | 137.7 |
| | 1996 | 138.8 | 139.0 | 140.1 | 140.9 | 141.6 | 141.1 | 141.8 | 141.9 | 142.0 | 142.3 | 143.1 | 143.9 | 141.4 |
| P707135 | 1997 | 143.8 | 143.9 | 144.6 | | | | | | | | | | |
| All-items excluding alcoholic beverages and tobacco products – Ensemble sans les boissons alcoolisées et les produits du tabac | 1994 | 129.0 | 129.5 | 129.5 | 129.7 | 129.7 | 129.7 | 130.5 | 130.3 | 130.8 | 130.8 | 131.4 | 131.8 | 130.2 |
| | 1995 | 132.3 | 132.9 | 133.1 | 133.6 | 133.9 | 133.9 | 134.1 | 134.0 | 134.2 | 134.3 | 134.7 | 135.2 | 133.9 |
| | 1996 | 135.1 | 134.9 | 135.8 | 136.6 | 137.1 | 136.7 | 137.4 | 137.5 | 137.5 | 137.9 | 138.6 | 139.1 | 137.0 |
| P707132 | 1997 | 139.2 | 139.2 | 139.9 | | | | | | | | | | |
| All-items excluding tobacco products – Ensemble sans les produits du tabac | 1994 | 129.1 | 129.6 | 129.7 | 129.8 | 129.8 | 129.7 | 130.4 | 130.3 | 130.8 | 130.8 | 131.4 | 131.9 | 130.3 |
| | 1995 | 132.4 | 133.0 | 133.2 | 133.7 | 134.0 | 133.9 | 134.2 | 134.1 | 134.3 | 134.3 | 134.7 | 135.1 | 133.9 |
| | 1996 | 135.1 | 134.9 | 135.8 | 136.5 | 137.0 | 136.6 | 137.3 | 137.3 | 137.4 | 137.8 | 138.4 | 139.0 | 136.9 |
| P707134 | 1997 | 139.1 | 139.2 | 139.8 | | | | | | | | | | |
| All-items (1981=100) – Ensemble (1981=100) | 1994 | 171.7 | 171.9 | 171.9 | 172.0 | 172.0 | 172.0 | 172.9 | 172.8 | 173.4 | 173.4 | 174.2 | 174.8 | 172.8 |
| | 1995 | 175.4 | 176.2 | 176.5 | 177.1 | 177.5 | 177.5 | 177.8 | 177.6 | 177.9 | 177.9 | 178.4 | 178.9 | 177.4 |
| | 1996 | 178.9 | 178.7 | 179.9 | 180.8 | 181.4 | 180.9 | 181.8 | 182.0 | 182.0 | 182.5 | 183.3 | 184.0 | 181.4 |
| P707137 | 1997 | 184.2 | 184.3 | 185.1 | | | | | | | | | | |

TABLE - 8 (Continued)

The Consumer Price Indexes Major Components, Selected Sub-groups and Special Aggregates (Not Seasonally Adjusted), 1994-1997, Provinces, Whitehorse and Yellowknife, 1986=100

TABLEAU - 8 (Suite)

Indices des prix à la consommation, composantes principales, sous-groupes et agrégats spéciaux (non désaisonnalisés), 1994-1997, Provinces, Whitehorse et Yellowknife, 1986=100

| | | Indexes - Indices | | | | | | | | | | | | Annual average |
|----------------------|------|-------------------|-------|-------|-------|-------|-------|---------|-------|-------|-------|-------|-------|------------------|
| | | Jan. | Feb. | March | April | May | June | July | Aug. | Sept. | Oct. | Nov. | Dec. | |
| SASKATCHEWAN | | Jan. | Fév. | Mars | Avril | Mai | Juin | Juillet | Août | Sept. | Oct. | Nov. | Déc. | Moyenne annuelle |
| ALL-ITEMS - ENSEMBLE | 1994 | 132.4 | 132.1 | 132.1 | 132.7 | 132.6 | 133.0 | 133.4 | 133.6 | 134.1 | 133.6 | 134.1 | 134.3 | 133.2 |
| | 1995 | 134.5 | 134.7 | 135.0 | 135.6 | 136.2 | 136.1 | 136.2 | 136.1 | 135.8 | 136.1 | 136.4 | 136.5 | 135.8 |
| | 1996 | 136.5 | 136.7 | 137.2 | 137.7 | 138.3 | 138.2 | 138.5 | 138.6 | 139.0 | 139.3 | 140.0 | 140.1 | 138.3 |
| | 1997 | 139.7 | 139.9 | 140.1 | | | | | | | | | | |
| FOOD - ALIMENTS | 1994 | 131.8 | 131.0 | 131.5 | 132.8 | 133.2 | 133.3 | 133.6 | 133.5 | 134.2 | 134.1 | 134.0 | 134.3 | 133.1 |
| | 1995 | 135.1 | 136.2 | 134.3 | 136.0 | 135.5 | 136.0 | 134.9 | 134.5 | 134.7 | 135.3 | 135.6 | 136.9 | 135.4 |
| | 1996 | 135.8 | 134.2 | 135.8 | 136.9 | 136.7 | 137.4 | 137.7 | 138.2 | 137.5 | 137.6 | 140.5 | 141.1 | 137.5 |
| | 1997 | 141.2 | 140.3 | 139.9 | | | | | | | | | | |
| P708001 | 1994 | 131.9 | 130.6 | 131.2 | 132.9 | 133.5 | 133.5 | 134.0 | 133.8 | 134.5 | 134.2 | 134.0 | 134.4 | 133.2 |
| | 1995 | 135.5 | 137.0 | 134.3 | 136.6 | 135.9 | 136.6 | 134.9 | 134.2 | 134.3 | 135.1 | 135.4 | 137.3 | 135.6 |
| | 1996 | 135.5 | 133.3 | 135.4 | 136.8 | 136.2 | 137.0 | 137.3 | 137.7 | 136.6 | 136.7 | 140.6 | 141.4 | 137.0 |
| | 1997 | 141.4 | 140.1 | 139.4 | | | | | | | | | | |
| P708002 | 1994 | 145.3 | 146.2 | 145.3 | 150.3 | 153.3 | 150.6 | 151.2 | 149.0 | 153.6 | 152.1 | 149.7 | 150.9 | 149.8 |
| | 1995 | 150.5 | 151.0 | 145.3 | 148.4 | 149.3 | 150.2 | 148.4 | 147.8 | 146.6 | 152.6 | 150.2 | 154.7 | 149.6 |
| | 1996 | 152.0 | 147.4 | 149.1 | 148.5 | 151.1 | 153.7 | 153.9 | 155.4 | 150.6 | 151.8 | 156.7 | 159.9 | 152.5 |
| | 1997 | 158.9 | 156.5 | 153.7 | | | | | | | | | | |
| P708003 | 1994 | 147.4 | 150.3 | 148.1 | 153.4 | 156.1 | 152.0 | 152.1 | 147.0 | 151.0 | 150.0 | 149.1 | 148.4 | 150.4 |
| | 1995 | 148.4 | 147.0 | 148.4 | 150.8 | 149.9 | 149.1 | 150.6 | 150.1 | 150.4 | 155.5 | 148.8 | 155.5 | 150.4 |
| | 1996 | 149.8 | 146.2 | 141.2 | 144.5 | 148.8 | 149.3 | 149.6 | 153.1 | 139.2 | 139.7 | 143.7 | 153.9 | 146.6 |
| | 1997 | 148.8 | 147.2 | 147.0 | | | | | | | | | | |
| P708004 | 1994 | 135.1 | 134.1 | 128.7 | 148.0 | 151.8 | 147.2 | 151.1 | 153.3 | 172.5 | 164.7 | 153.7 | 158.6 | 149.9 |
| | 1995 | 161.3 | 159.2 | 135.4 | 139.8 | 154.1 | 154.5 | 150.3 | 149.4 | 137.4 | 154.0 | 155.5 | 153.3 | 150.4 |
| | 1996 | 157.2 | 143.5 | 163.7 | 152.7 | 147.2 | 161.6 | 156.5 | 157.7 | 160.2 | 158.6 | 170.6 | 159.6 | 157.4 |
| | 1997 | 167.2 | 169.3 | 155.6 | | | | | | | | | | |
| P708007 | 1994 | 145.9 | 144.9 | 147.7 | 145.9 | 149.1 | 149.2 | 149.4 | 149.4 | 148.5 | 149.0 | 148.2 | 150.4 | 148.1 |
| | 1995 | 148.0 | 152.5 | 145.9 | 149.1 | 146.2 | 149.6 | 144.3 | 143.8 | 145.9 | 147.8 | 149.3 | 154.2 | 148.1 |
| | 1996 | 152.4 | 150.8 | 152.6 | 151.7 | 156.0 | 155.7 | 158.5 | 157.3 | 161.5 | 165.0 | 167.5 | 168.3 | 158.1 |
| | 1997 | 168.6 | 162.6 | 161.8 | | | | | | | | | | |
| P708009 | 1994 | 139.6 | 140.6 | 141.3 | 137.0 | 137.7 | 138.2 | 138.7 | 138.6 | 141.0 | 146.3 | 148.0 | 149.0 | 141.3 |
| | 1995 | 148.0 | 151.5 | 150.7 | 150.6 | 153.7 | 152.1 | 152.1 | 153.0 | 152.2 | 152.0 | 153.6 | 154.9 | 152.0 |
| | 1996 | 154.2 | 152.9 | 152.1 | 151.8 | 149.6 | 151.8 | 151.0 | 153.0 | 151.9 | 151.5 | 152.1 | 154.2 | 152.2 |
| | 1997 | 157.8 | 152.7 | 151.6 | | | | | | | | | | |
| P708010 | 1994 | 116.5 | 116.0 | 116.1 | 116.5 | 116.2 | 116.3 | 115.6 | 116.4 | 116.5 | 116.9 | 117.2 | 117.1 | 116.4 |
| | 1995 | 118.3 | 119.5 | 118.6 | 119.6 | 119.1 | 119.8 | 119.9 | 118.9 | 119.5 | 121.3 | 122.1 | 121.7 | 119.9 |
| | 1996 | 122.8 | 123.5 | 124.4 | 123.3 | 122.1 | 123.4 | 122.7 | 123.5 | 126.6 | 125.1 | 127.5 | 129.6 | 124.5 |
| | 1997 | 129.5 | 129.6 | 128.8 | | | | | | | | | | |
| P708013 | 1994 | 113.4 | 116.1 | 113.8 | 115.7 | 112.6 | 118.9 | 118.5 | 122.3 | 124.5 | 125.9 | 126.4 | 126.7 | 119.6 |
| | 1995 | 125.1 | 123.0 | 123.6 | 125.1 | 125.3 | 127.3 | 125.9 | 125.9 | 128.6 | 130.2 | 128.6 | 130.7 | 126.6 |
| | 1996 | 128.0 | 119.4 | 119.6 | 118.8 | 116.8 | 112.7 | 113.2 | 116.4 | 118.9 | 118.7 | 116.7 | 136.4 | 119.6 |
| | 1997 | 137.4 | 126.8 | 126.9 | | | | | | | | | | |
| P708017 | 1994 | 136.6 | 135.8 | 137.5 | 137.5 | 137.8 | 137.8 | 141.1 | 141.7 | 141.6 | 141.2 | 139.0 | 138.2 | 138.8 |
| | 1995 | 139.8 | 141.7 | 140.8 | 140.1 | 137.9 | 141.1 | 137.8 | 137.8 | 140.7 | 142.9 | 141.0 | 145.4 | 140.6 |
| | 1996 | 140.8 | 138.4 | 141.2 | 143.9 | 143.2 | 139.9 | 141.0 | 140.8 | 146.8 | 148.6 | 149.5 | 150.8 | 143.7 |
| | 1997 | 148.0 | 146.9 | 147.6 | | | | | | | | | | |
| P708018 | 1994 | 131.1 | 130.1 | 131.4 | 132.7 | 131.1 | 131.6 | 135.0 | 134.8 | 134.5 | 134.7 | 131.3 | 131.3 | 132.5 |
| | 1995 | 132.6 | 135.3 | 134.9 | 134.2 | 129.2 | 134.0 | 131.1 | 130.5 | 135.5 | 136.4 | 132.7 | 138.1 | 133.7 |
| | 1996 | 130.9 | 131.0 | 134.6 | 136.5 | 135.8 | 128.8 | 130.2 | 130.1 | 138.7 | 140.7 | 139.0 | 140.7 | 134.8 |
| | 1997 | 137.2 | 136.6 | 135.8 | | | | | | | | | | |
| P708019 | 1994 | 147.2 | 146.7 | 149.0 | 146.7 | 150.6 | 149.5 | 152.6 | 154.8 | 155.0 | 153.5 | 153.6 | 151.3 | 150.9 |
| | 1995 | 153.6 | 153.7 | 151.9 | 151.1 | 154.5 | 154.6 | 150.6 | 151.9 | 150.6 | 155.0 | 156.8 | 159.3 | 153.6 |
| | 1996 | 159.6 | 152.4 | 153.7 | 157.9 | 157.1 | 161.2 | 161.8 | 161.2 | 162.4 | 163.6 | 169.6 | 170.1 | 160.9 |
| | 1997 | 168.6 | 166.7 | 170.0 | | | | | | | | | | |
| P708020 | 1994 | 115.5 | 119.4 | 118.4 | 123.6 | 123.8 | 125.0 | 122.8 | 130.8 | 132.0 | 129.1 | 124.8 | 124.3 | 124.1 |
| | 1995 | 120.4 | 125.2 | 117.1 | 123.4 | 127.4 | 122.7 | 129.5 | 128.5 | 128.1 | 126.6 | 124.2 | 124.0 | 124.8 |
| | 1996 | 111.7 | 118.8 | 121.8 | 124.9 | 128.7 | 130.9 | 134.1 | 137.3 | 129.2 | 135.9 | 138.6 | 134.7 | 128.9 |
| | 1997 | 125.3 | 116.1 | 115.9 | | | | | | | | | | |
| P708022 | 1994 | 132.4 | 132.1 | 132.1 | 132.7 | 132.6 | 133.0 | 133.4 | 133.6 | 134.1 | 133.6 | 134.1 | 134.3 | 133.2 |
| | 1995 | 134.5 | 134.7 | 135.0 | 135.6 | 136.2 | 136.1 | 136.2 | 136.1 | 135.8 | 136.1 | 136.4 | 136.5 | 135.8 |
| | 1996 | 136.5 | 136.7 | 137.2 | 137.7 | 138.3 | 138.2 | 138.5 | 138.6 | 139.0 | 139.3 | 140.0 | 140.1 | 138.3 |
| | 1997 | 139.7 | 139.9 | 140.1 | | | | | | | | | | |

TABLE - 8 (Continued)

The Consumer Price Indexes Major Components, Selected Sub-groups and Special Aggregates (Not Seasonally Adjusted), 1994-1997, Provinces, Whitehorse and Yellowknife, 1986=100

TABLEAU - 8 (Suite)

Indices des prix à la consommation, composantes principales, sous-groupes et agrégats spéciaux (non désaisonnalisés), 1994-1997, Provinces, Whitehorse et Yellowknife, 1986=100

| | | Indexes - Indices | | | | | | | | | | | | Annual average Moyenne annuelle |
|---|------|-------------------|-------|-------|-------|-------|-------|---------|-------|-------|-------|-------|-------|------------------------------------|
| | | Jan. | Feb. | March | April | May | June | July | Aug. | Sept. | Oct. | Nov. | Dec. | |
| SASKATCHEWAN | | Jan. | Fév. | Mars | Avril | Mai | Juin | Juillet | Août | Sept. | Oct. | Nov. | Déc. | |
| Fresh vegetables – Légumes frais P708025 | 1994 | 145.3 | 127.6 | 132.5 | 129.8 | 130.3 | 142.3 | 135.3 | 125.5 | 112.8 | 104.8 | 116.5 | 125.1 | 127.3 |
| | 1995 | 138.8 | 134.9 | 127.8 | 161.1 | 134.7 | 144.8 | 134.0 | 111.3 | 104.1 | 100.9 | 104.7 | 113.0 | 125.8 |
| | 1996 | 114.6 | 105.4 | 116.9 | 128.9 | 116.7 | 115.0 | 115.9 | 111.9 | 92.8 | 96.6 | 105.4 | 103.2 | 110.3 |
| | 1997 | 113.5 | 119.7 | 123.7 | | | | | | | | | | |
| Non-alcoholic beverages – Boissons non alcoolisées P708031 | 1994 | 109.4 | 105.1 | 94.3 | 103.2 | 103.1 | 100.1 | 101.5 | 97.3 | 95.3 | 98.3 | 97.0 | 93.7 | 99.9 |
| | 1995 | 99.0 | 97.2 | 99.7 | 89.1 | 95.5 | 96.8 | 93.6 | 99.5 | 99.0 | 92.9 | 93.6 | 85.7 | 95.1 |
| | 1996 | 93.7 | 92.8 | 96.5 | 98.1 | 98.6 | 98.8 | 95.6 | 92.0 | 92.3 | 89.0 | 93.9 | 85.4 | 93.9 |
| | 1997 | 89.3 | 92.2 | 98.9 | | | | | | | | | | |
| Food purchased from restaurants – Aliments achetés au restaurant P708032 | 1994 | 131.6 | 131.9 | 132.3 | 132.6 | 132.7 | 132.7 | 132.7 | 132.9 | 133.5 | 133.9 | 134.0 | 134.0 | 132.9 |
| | 1995 | 134.1 | 134.2 | 134.4 | 134.5 | 134.7 | 134.7 | 134.9 | 135.1 | 135.4 | 135.7 | 135.9 | 136.0 | 135.0 |
| | 1996 | 136.3 | 136.3 | 136.5 | 137.2 | 137.7 | 138.3 | 138.6 | 139.4 | 139.5 | 139.6 | 140.2 | 140.4 | 138.3 |
| | 1997 | 140.8 | 140.9 | 140.9 | | | | | | | | | | |
| SHELTER – LOGEMENT P708033 | 1994 | 122.9 | 123.0 | 122.9 | 123.3 | 123.1 | 123.2 | 123.2 | 123.2 | 123.7 | 123.7 | 123.8 | 124.2 | 123.4 |
| | 1995 | 124.6 | 124.2 | 124.6 | 125.0 | 125.7 | 125.8 | 125.8 | 125.8 | 125.7 | 126.1 | 126.4 | 126.3 | 125.5 |
| | 1996 | 128.4 | 128.4 | 128.5 | 128.6 | 128.8 | 128.8 | 129.0 | 128.8 | 129.2 | 130.2 | 130.2 | 130.1 | 129.1 |
| | 1997 | 130.3 | 130.1 | 130.5 | | | | | | | | | | |
| Rented accommodation – Logement en location P708034 | 1994 | 115.9 | 116.0 | 116.0 | 116.1 | 116.2 | 116.3 | 116.5 | 116.5 | 116.8 | 116.9 | 117.3 | 117.5 | 116.5 |
| | 1995 | 117.6 | 117.8 | 117.9 | 118.1 | 118.2 | 118.4 | 118.5 | 118.7 | 118.9 | 119.4 | 119.6 | 119.7 | 118.6 |
| | 1996 | 119.9 | 120.0 | 120.2 | 120.3 | 120.3 | 120.4 | 120.6 | 120.7 | 121.1 | 121.4 | 121.6 | 121.8 | 120.7 |
| | 1997 | 122.0 | 122.4 | 122.6 | | | | | | | | | | |
| Rent – Loyer P708035 | 1994 | 115.8 | 115.9 | 115.9 | 116.0 | 116.1 | 116.2 | 116.4 | 116.4 | 116.7 | 116.9 | 117.3 | 117.5 | 116.4 |
| | 1995 | 117.6 | 117.7 | 117.8 | 118.0 | 118.1 | 118.3 | 118.4 | 118.6 | 118.8 | 119.2 | 119.5 | 119.6 | 118.5 |
| | 1996 | 119.8 | 119.9 | 120.0 | 120.2 | 120.2 | 120.4 | 120.5 | 120.6 | 120.9 | 121.1 | 121.3 | 121.4 | 120.5 |
| | 1997 | 121.7 | 121.9 | 122.2 | | | | | | | | | | |
| Owned accommodation – Logement en propriété P708036 | 1994 | 118.7 | 118.7 | 118.5 | 118.5 | 118.2 | 118.3 | 118.3 | 118.1 | 119.0 | 118.8 | 118.7 | 119.5 | 118.6 |
| | 1995 | 119.7 | 120.3 | 120.9 | 121.7 | 122.8 | 123.0 | 122.8 | 122.8 | 122.5 | 123.0 | 123.4 | 123.3 | 122.2 |
| | 1996 | 123.3 | 123.3 | 123.3 | 123.7 | 124.2 | 124.2 | 124.4 | 124.0 | 124.5 | 126.1 | 126.0 | 125.7 | 124.4 |
| | 1997 | 125.6 | 125.0 | 125.4 | | | | | | | | | | |
| Replacement cost – Coût de remplacement P708037 | 1994 | 125.8 | 127.2 | 127.3 | 127.6 | 127.6 | 127.6 | 127.4 | 127.6 | 127.7 | 127.7 | 127.7 | 127.8 | 127.4 |
| | 1995 | 127.5 | 127.9 | 129.2 | 130.4 | 131.1 | 131.1 | 131.0 | 131.2 | 131.2 | 131.2 | 131.5 | 131.5 | 130.4 |
| | 1996 | 131.5 | 131.6 | 131.7 | 132.2 | 132.2 | 132.7 | 133.0 | 133.2 | 133.4 | 134.5 | 134.6 | 134.7 | 132.9 |
| | 1997 | 134.7 | 134.7 | 134.9 | | | | | | | | | | |
| Homeowners' insurance premiums – Primes d'assurance de propriétaire P708039 | 1994 | 126.1 | 127.5 | 127.5 | 127.8 | 127.8 | 127.8 | 127.9 | 127.6 | 127.7 | 127.9 | 127.9 | 127.9 | 127.6 |
| | 1995 | 128.0 | 127.7 | 128.0 | 129.4 | 130.6 | 131.3 | 131.3 | 131.4 | 131.4 | 131.4 | 131.7 | 131.7 | 130.3 |
| | 1996 | 131.7 | 131.9 | 131.9 | 143.1 | 143.2 | 143.7 | 144.1 | 144.2 | 144.5 | 145.6 | 145.7 | 145.8 | 141.3 |
| | 1997 | 145.8 | 145.8 | 146.0 | | | | | | | | | | |
| Homeowners' maintenance and repairs – Entretien et réparations par le propriétaire P708040 | 1994 | 113.7 | 113.4 | 114.6 | 115.4 | 112.2 | 113.1 | 112.3 | 107.7 | 114.1 | 106.0 | 104.5 | 109.9 | 111.4 |
| | 1995 | 110.5 | 112.8 | 113.5 | 115.0 | 120.7 | 121.2 | 120.2 | 119.7 | 117.0 | 116.7 | 119.1 | 118.4 | 117.1 |
| | 1996 | 118.5 | 119.4 | 119.8 | 115.2 | 119.3 | 118.5 | 120.3 | 117.5 | 122.1 | 126.8 | 126.5 | 125.9 | 120.8 |
| | 1997 | 126.5 | 122.8 | 126.7 | | | | | | | | | | |
| Water, fuel and electricity – Eau, combustible et électricité P708041 | 1994 | 149.3 | 149.3 | 149.3 | 151.5 | 151.5 | 151.5 | 151.5 | 151.5 | 151.6 | 151.6 | 151.6 | 151.6 | 151.0 |
| | 1995 | 152.6 | 149.6 | 149.6 | 149.6 | 149.8 | 149.8 | 149.8 | 149.8 | 149.8 | 149.8 | 149.8 | 149.8 | 150.0 |
| | 1996 | 159.2 | 159.3 | 159.3 | 158.6 | 158.4 | 158.4 | 158.6 | 158.6 | 158.8 | 159.2 | 159.2 | 159.2 | 158.9 |
| | 1997 | 160.4 | 160.3 | 160.4 | | | | | | | | | | |
| Electricity – Électricité P708042 | 1994 | 157.6 | 157.6 | 157.6 | 163.6 | 163.6 | 163.6 | 163.6 | 163.6 | 163.6 | 163.6 | 163.6 | 163.6 | 162.1 |
| | 1995 | 163.6 | 163.6 | 163.6 | 163.6 | 163.6 | 163.6 | 163.6 | 163.6 | 163.6 | 163.6 | 163.6 | 163.6 | 163.6 |
| | 1996 | 183.0 | 183.0 | 183.0 | 183.0 | 183.0 | 183.0 | 183.0 | 183.0 | 183.0 | 183.0 | 183.0 | 183.0 | 183.0 |
| | 1997 | 183.0 | 183.0 | 183.0 | | | | | | | | | | |
| Piped gas – Gaz P708044 | 1994 | 129.3 | 129.3 | 129.3 | 129.3 | 129.3 | 129.3 | 129.3 | 129.3 | 129.3 | 129.3 | 129.3 | 129.3 | 129.3 |
| | 1995 | 129.3 | 121.2 | 121.2 | 121.2 | 121.2 | 121.2 | 121.2 | 121.2 | 121.2 | 121.2 | 121.2 | 121.2 | 121.9 |
| | 1996 | 121.2 | 121.2 | 121.2 | 118.3 | 118.3 | 118.3 | 118.3 | 118.3 | 118.3 | 118.3 | 118.3 | 118.3 | 119.0 |
| | 1997 | 118.3 | 118.3 | 118.3 | | | | | | | | | | |
| Fuel oil and other fuel – Mazout et autres combustibles P708045 | 1994 | 129.1 | 128.9 | 129.2 | 126.1 | 125.1 | 125.1 | 125.1 | 125.1 | 131.7 | 131.7 | 131.9 | 130.5 | 128.3 |
| | 1995 | 130.5 | 129.3 | 129.3 | 129.7 | 132.7 | 132.7 | 132.7 | 132.7 | 132.6 | 132.1 | 132.4 | 132.4 | 131.6 |
| | 1996 | 132.4 | 134.3 | 133.7 | 140.3 | 136.6 | 136.6 | 136.6 | 136.6 | 139.3 | 145.9 | 146.1 | 146.2 | 138.7 |
| | 1997 | 150.7 | 149.3 | 150.9 | | | | | | | | | | |

TABLE - 8 (Continued)

**The Consumer Price Indexes Major Components,
Selected Sub-groups and Special Aggregates
(Not Seasonally Adjusted), 1994-1997, Provinces,
Whitehorse and Yellowknife, 1986=100**

TABLEAU - 8 (Suite)

**Indices des prix à la consommation, composantes
principales, sous-groupes et agrégats spéciaux
(non désaisonnalisés), 1994-1997, Provinces,
Whitehorse et Yellowknife, 1986=100**

| | | Indexes - Indices | | | | | | | | | | | | Annual average |
|--|------|-------------------|-------|-------|-------|-------|-------|---------|-------|-------|-------|-------|-------|------------------|
| | | Jan. | Feb. | March | April | May | June | July | Aug. | Sept. | Oct. | Nov. | Dec. | |
| SASKATCHEWAN | | Jan. | Fév. | Mars | Avril | Mai | Juin | Juillet | Août | Sept. | Oct. | Nov. | Déc. | Moyenne annuelle |
| HOUSEHOLD OPERATIONS AND FURNISHINGS – DÉPENSES ET ÉQUIPEMENT DU MÉNAGE P708046 | 1994 | 119.3 | 118.9 | 118.6 | 119.4 | 119.2 | 119.0 | 118.9 | 118.6 | 119.4 | 118.7 | 118.6 | 119.8 | 119.0 |
| | 1995 | 119.5 | 120.3 | 120.7 | 120.4 | 120.6 | 120.4 | 120.5 | 120.7 | 121.4 | 120.8 | 121.1 | 120.9 | 120.6 |
| | 1996 | 120.9 | 122.0 | 121.4 | 121.6 | 122.3 | 122.7 | 123.1 | 123.3 | 122.6 | 122.5 | 122.2 | 122.6 | 122.3 |
| | 1997 | 122.4 | 122.4 | 122.1 | | | | | | | | | | |
| Household operations – Dépenses du ménage P708047 | 1994 | 124.0 | 123.8 | 123.4 | 123.5 | 123.0 | 122.8 | 122.6 | 122.7 | 122.6 | 122.0 | 122.3 | 122.3 | 122.9 |
| | 1995 | 121.8 | 122.7 | 123.0 | 123.3 | 123.6 | 123.4 | 123.5 | 124.1 | 123.8 | 124.1 | 124.2 | 124.7 | 123.5 |
| | 1996 | 124.6 | 125.3 | 124.2 | 126.5 | 126.5 | 126.0 | 126.5 | 127.1 | 126.6 | 126.2 | 125.7 | 127.0 | 126.0 |
| | 1997 | 127.1 | 126.2 | 124.9 | | | | | | | | | | |
| Telephone services – Services téléphoniques P708049 | 1994 | 100.1 | 100.1 | 98.8 | 98.8 | 98.8 | 98.8 | 98.8 | 98.8 | 98.8 | 98.8 | 98.8 | 98.8 | 99.0 |
| | 1995 | 98.8 | 98.8 | 98.8 | 98.8 | 98.8 | 98.8 | 98.8 | 98.8 | 98.8 | 98.4 | 98.4 | 98.4 | 98.7 |
| | 1996 | 98.4 | 98.4 | 98.4 | 98.4 | 98.4 | 98.4 | 98.4 | 98.4 | 98.4 | 98.4 | 96.2 | 96.2 | 98.0 |
| | 1997 | 96.2 | 95.4 | 95.4 | | | | | | | | | | |
| Household furnishings – Équipement du ménage P708054 | 1994 | 113.8 | 113.2 | 113.1 | 114.7 | 114.8 | 114.8 | 114.7 | 113.9 | 115.8 | 115.0 | 114.4 | 116.8 | 114.6 |
| | 1995 | 116.8 | 117.4 | 118.2 | 116.7 | 116.7 | 116.5 | 116.6 | 116.1 | 118.5 | 116.7 | 117.1 | 115.9 | 116.9 |
| | 1996 | 115.8 | 117.8 | 118.0 | 114.7 | 116.5 | 118.3 | 118.5 | 118.3 | 117.1 | 117.5 | 117.6 | 116.4 | 117.2 |
| | 1997 | 115.7 | 117.2 | 118.7 | | | | | | | | | | |
| CLOTHING AND FOOTWEAR – HABILLEMENT ET CHAUSSURES P708061 | 1994 | 138.5 | 139.6 | 140.1 | 140.6 | 139.4 | 138.4 | 139.4 | 140.2 | 140.6 | 139.7 | 139.2 | 139.9 | 139.6 |
| | 1995 | 137.8 | 136.0 | 138.4 | 139.5 | 138.5 | 136.9 | 136.3 | 137.4 | 133.8 | 138.1 | 138.0 | 137.9 | 137.4 |
| | 1996 | 133.2 | 135.5 | 134.8 | 134.9 | 136.1 | 133.7 | 132.8 | 133.8 | 135.0 | 137.1 | 135.9 | 134.3 | 134.8 |
| | 1997 | 130.8 | 134.4 | 135.1 | | | | | | | | | | |
| Clothing – Habillement P708062 | 1994 | 139.9 | 140.9 | 141.3 | 142.1 | 140.2 | 138.9 | 140.0 | 140.9 | 141.2 | 140.2 | 138.5 | 140.0 | 140.3 |
| | 1995 | 138.9 | 137.6 | 140.4 | 140.7 | 138.4 | 137.0 | 137.0 | 139.4 | 134.2 | 139.2 | 138.8 | 138.8 | 138.4 |
| | 1996 | 132.8 | 135.6 | 134.4 | 135.0 | 137.1 | 133.8 | 133.5 | 135.5 | 135.7 | 138.1 | 136.1 | 134.0 | 135.1 |
| | 1997 | 131.6 | 135.9 | 136.0 | | | | | | | | | | |
| Women's clothing – Vêtements pour femmes P708063 | 1994 | 144.1 | 144.3 | 143.3 | 143.5 | 142.0 | 139.9 | 141.2 | 142.9 | 143.2 | 143.1 | 139.9 | 142.4 | 142.5 |
| | 1995 | 140.3 | 136.9 | 140.3 | 141.6 | 138.0 | 138.7 | 137.3 | 140.8 | 133.1 | 139.9 | 139.5 | 138.5 | 138.7 |
| | 1996 | 133.2 | 135.7 | 133.9 | 134.1 | 136.4 | 135.5 | 132.4 | 133.8 | 136.7 | 136.3 | 133.7 | 131.4 | 134.4 |
| | 1997 | 128.5 | 134.1 | 133.9 | | | | | | | | | | |
| Men's clothing – Vêtements pour hommes P708064 | 1994 | 136.4 | 138.4 | 141.4 | 143.4 | 140.3 | 139.6 | 141.2 | 140.6 | 141.2 | 138.4 | 139.3 | 139.3 | 140.0 |
| | 1995 | 138.7 | 140.0 | 142.6 | 141.7 | 140.6 | 136.4 | 138.8 | 139.9 | 136.7 | 141.2 | 140.8 | 140.9 | 139.9 |
| | 1996 | 133.5 | 137.0 | 137.3 | 137.5 | 139.5 | 134.1 | 136.5 | 139.8 | 137.7 | 141.1 | 141.0 | 138.2 | 137.8 |
| | 1997 | 133.6 | 137.8 | 139.7 | | | | | | | | | | |
| Footwear – Chaussures P708066 | 1994 | 137.7 | 139.5 | 141.1 | 142.6 | 142.4 | 140.8 | 140.5 | 142.4 | 143.0 | 144.2 | 144.9 | 141.9 | 141.8 |
| | 1995 | 134.0 | 127.8 | 132.7 | 138.9 | 141.8 | 137.8 | 132.6 | 133.6 | 131.7 | 137.5 | 135.6 | 134.9 | 134.9 |
| | 1996 | 131.6 | 134.7 | 136.8 | 133.0 | 134.1 | 133.1 | 128.7 | 124.7 | 131.1 | 133.5 | 134.7 | 136.0 | 132.7 |
| | 1997 | 123.0 | 127.0 | 129.4 | | | | | | | | | | |
| TRANSPORTATION – TRANSPORTS P708069 | 1994 | 132.9 | 133.8 | 133.6 | 134.8 | 134.8 | 137.0 | 138.2 | 139.1 | 139.1 | 137.5 | 140.1 | 139.6 | 136.7 |
| | 1995 | 140.5 | 140.4 | 142.2 | 142.7 | 144.7 | 144.1 | 144.5 | 144.1 | 143.0 | 142.4 | 143.4 | 143.9 | 143.0 |
| | 1996 | 144.0 | 144.6 | 145.8 | 147.2 | 148.4 | 147.5 | 147.5 | 147.2 | 148.8 | 149.0 | 151.1 | 151.9 | 147.8 |
| | 1997 | 150.6 | 150.6 | 151.3 | | | | | | | | | | |
| Private transportation – Transport privé P708070 | 1994 | 132.7 | 133.4 | 133.3 | 134.3 | 134.6 | 136.7 | 136.8 | 137.9 | 138.2 | 136.7 | 139.6 | 138.3 | 136.0 |
| | 1995 | 139.6 | 139.4 | 141.2 | 141.8 | 143.9 | 143.2 | 143.3 | 142.8 | 141.9 | 141.3 | 142.4 | 142.6 | 142.0 |
| | 1996 | 143.0 | 143.5 | 144.5 | 145.9 | 147.2 | 146.4 | 146.1 | 145.7 | 147.5 | 147.7 | 149.8 | 150.2 | 146.5 |
| | 1997 | 148.9 | 149.2 | 149.7 | | | | | | | | | | |
| Purchase of automotive vehicles – Achat de véhicules automobiles P708072 | 1994 | 132.5 | 133.0 | 132.9 | 133.4 | 133.4 | 133.4 | 134.0 | 134.0 | 134.0 | 134.0 | 138.6 | 138.6 | 134.3 |
| | 1995 | 141.7 | 141.9 | 141.9 | 141.3 | 141.3 | 141.5 | 141.3 | 141.3 | 141.3 | 141.3 | 147.5 | 147.5 | 142.5 |
| | 1996 | 148.5 | 148.5 | 147.9 | 148.4 | 148.4 | 148.4 | 147.9 | 147.9 | 147.9 | 147.9 | 153.9 | 153.9 | 149.1 |
| | 1997 | 153.4 | 153.3 | 153.3 | | | | | | | | | | |
| Operation of automotive vehicles – Utilisation de véhicules automobiles P708073 | 1994 | 132.4 | 133.2 | 133.4 | 135.0 | 135.6 | 139.1 | 138.8 | 141.1 | 141.7 | 138.5 | 140.0 | 137.3 | 137.2 |
| | 1995 | 137.2 | 136.8 | 140.0 | 141.5 | 145.2 | 143.5 | 143.8 | 143.1 | 141.3 | 140.3 | 137.6 | 138.0 | 140.7 |
| | 1996 | 137.8 | 138.8 | 141.1 | 143.2 | 145.4 | 143.9 | 143.8 | 143.2 | 146.3 | 146.7 | 145.9 | 146.7 | 143.6 |
| | 1997 | 144.9 | 145.4 | 146.3 | | | | | | | | | | |
| Gasoline – Essence P708074 | 1994 | 137.5 | 139.5 | 139.9 | 141.1 | 142.5 | 150.3 | 150.3 | 155.3 | 156.6 | 149.7 | 151.7 | 145.7 | 146.7 |
| | 1995 | 145.5 | 144.4 | 151.4 | 154.3 | 162.1 | 158.5 | 157.7 | 156.2 | 152.3 | 150.3 | 146.2 | 146.9 | 152.2 |
| | 1996 | 146.5 | 148.6 | 153.4 | 156.7 | 161.3 | 158.2 | 157.3 | 156.0 | 162.5 | 163.4 | 160.5 | 162.2 | 157.2 |
| | 1997 | 159.0 | 160.2 | 162.0 | | | | | | | | | | |

TABLE - 8 (Continued)

The Consumer Price Indexes Major Components, Selected Sub-groups and Special Aggregates (Not Seasonally Adjusted), 1994-1997, Provinces, Whitehorse and Yellowknife, 1986=100

TABLEAU - 8 (Suite)

Indices des prix à la consommation, composantes principales, sous-groupes et agrégats spéciaux (non désaisonnalisés), 1994-1997, Provinces, Whitehorse et Yellowknife, 1986=100

| | | Indexes - Indices | | | | | | | | | | | | Annual average |
|---|------|-------------------|-------|-------|-------|-------|-------|---------|-------|-------|-------|-------|-------|------------------|
| | | Jan. | Feb. | March | April | May | June | July | Aug. | Sept. | Oct. | Nov. | Dec. | |
| SASKATCHEWAN | | Jan. | Fév. | Mars | Avril | Mai | Juin | Juillet | Août | Sept. | Oct. | Nov. | Déc. | Moyenne annuelle |
| Automotive vehicle parts, maintenance and repairs – Pièces, entretien et réparation de véhicules automobiles P708075 | 1994 | 116.5 | 116.5 | 116.5 | 115.7 | 115.9 | 115.9 | 114.8 | 114.9 | 114.9 | 114.8 | 116.5 | 116.5 | 115.8 |
| | 1995 | 116.5 | 116.8 | 116.8 | 116.9 | 116.9 | 116.9 | 119.5 | 119.5 | 119.5 | 119.5 | 116.7 | 116.7 | 117.7 |
| | 1996 | 116.7 | 116.6 | 116.6 | 118.9 | 118.9 | 118.9 | 120.1 | 120.1 | 120.1 | 120.1 | 122.2 | 122.2 | 119.3 |
| | 1997 | 122.2 | 122.2 | 122.2 | | | | | | | | | | |
| Other automotive vehicle operating expenses - Autres dépenses d'utilisation des véhicules automobiles P708076 | 1994 | 138.2 | 138.2 | 138.2 | 143.1 | 143.1 | 143.1 | 143.1 | 143.2 | 143.2 | 143.1 | 143.1 | 143.1 | 141.9 |
| | 1995 | 143.1 | 143.1 | 143.1 | 143.1 | 143.1 | 143.3 | 143.3 | 143.3 | 143.3 | 143.3 | 143.3 | 143.3 | 143.2 |
| | 1996 | 143.5 | 143.5 | 143.5 | 143.5 | 143.5 | 143.6 | 143.6 | 143.6 | 143.6 | 143.6 | 143.6 | 143.9 | 143.6 |
| | 1997 | 142.4 | 142.4 | 142.4 | | | | | | | | | | |
| Automotive vehicle insurance premiums - Primes d'assurance de véhicules automobiles P708077 | 1994 | 122.4 | 122.4 | 122.4 | 128.2 | 128.2 | 128.2 | 128.2 | 128.2 | 128.2 | 128.2 | 128.2 | 128.2 | 126.8 |
| | 1995 | 128.2 | 128.2 | 128.2 | 128.2 | 128.2 | 128.2 | 128.2 | 128.2 | 128.2 | 128.2 | 128.2 | 128.2 | 128.2 |
| | 1996 | 128.2 | 128.2 | 128.2 | 128.2 | 128.2 | 128.2 | 128.2 | 128.2 | 128.2 | 128.2 | 128.2 | 128.2 | 128.2 |
| | 1997 | 126.4 | 126.4 | 126.4 | | | | | | | | | | |
| Public transportation -- Transport public P708079 | 1994 | 138.4 | 142.1 | 140.5 | 142.8 | 139.8 | 143.8 | 154.5 | 154.1 | 150.6 | 148.7 | 148.3 | 155.3 | 146.6 |
| | 1995 | 147.6 | 147.9 | 148.5 | 146.2 | 147.4 | 150.2 | 158.7 | 157.1 | 153.9 | 152.2 | 151.5 | 158.6 | 151.7 |
| | 1996 | 152.6 | 153.1 | 161.0 | 161.8 | 161.8 | 158.3 | 164.6 | 166.3 | 162.7 | 161.7 | 165.0 | 175.8 | 162.1 |
| | 1997 | 175.0 | 166.8 | 175.7 | | | | | | | | | | |
| Local and commuter transportation – Transport local et de banlieue P708080 | 1994 | 155.6 | 155.6 | 155.6 | 155.7 | 155.7 | 155.8 | 158.5 | 158.5 | 158.5 | 158.5 | 158.5 | 158.5 | 157.1 |
| | 1995 | 158.6 | 158.6 | 158.6 | 158.6 | 158.6 | 158.6 | 165.3 | 165.3 | 165.3 | 165.3 | 165.3 | 165.3 | 162.0 |
| | 1996 | 166.0 | 166.0 | 166.0 | 166.0 | 166.0 | 166.0 | 169.1 | 171.6 | 171.6 | 171.6 | 171.6 | 171.6 | 168.6 |
| | 1997 | 180.3 | 186.1 | 186.1 | | | | | | | | | | |
| HEALTH AND PERSONAL CARE – SANTÉ ET SOINS PERSONNELS P708084 | 1994 | 152.0 | 153.1 | 152.9 | 153.0 | 152.1 | 152.5 | 151.9 | 151.3 | 150.9 | 151.3 | 151.5 | 151.0 | 152.0 |
| | 1995 | 151.5 | 151.1 | 150.4 | 151.2 | 151.9 | 151.8 | 151.7 | 150.8 | 150.5 | 151.8 | 151.0 | 151.2 | 151.2 |
| | 1996 | 151.9 | 150.9 | 152.5 | 152.8 | 152.8 | 153.4 | 152.1 | 151.3 | 151.9 | 152.7 | 152.4 | 151.3 | 152.2 |
| | 1997 | 151.1 | 152.5 | 152.1 | | | | | | | | | | |
| Health care – Soins de santé P708085 | 1994 | 194.3 | 194.5 | 195.0 | 196.7 | 196.1 | 195.8 | 196.1 | 195.5 | 195.5 | 196.3 | 196.9 | 196.6 | 195.8 |
| | 1995 | 197.0 | 196.2 | 196.5 | 198.3 | 198.3 | 198.7 | 198.8 | 198.3 | 198.5 | 199.5 | 199.6 | 199.2 | 198.2 |
| | 1996 | 199.0 | 199.2 | 199.5 | 201.8 | 201.5 | 201.4 | 198.5 | 198.0 | 198.8 | 198.0 | 197.3 | 195.2 | 199.0 |
| | 1997 | 195.1 | 195.2 | 195.3 | | | | | | | | | | |
| Medicinal and pharmaceutical products – Médicaments et produits pharmaceutiques P708087 | 1994 | 332.0 | 332.7 | 333.8 | 335.3 | 333.5 | 332.8 | 333.9 | 331.5 | 331.5 | 334.6 | 336.3 | 335.0 | 333.6 |
| | 1995 | 336.6 | 334.2 | 334.1 | 335.2 | 335.8 | 337.2 | 337.9 | 336.6 | 337.2 | 339.7 | 338.9 | 338.0 | 336.8 |
| | 1996 | 337.7 | 337.9 | 339.3 | 340.0 | 341.0 | 341.6 | 330.2 | 328.8 | 330.2 | 327.2 | 324.5 | 317.6 | 333.0 |
| | 1997 | 316.2 | 317.1 | 317.7 | | | | | | | | | | |
| Prescribed medicines – Médicaments prescrits P708088 | 1994 | 408.8 | 407.0 | 408.0 | 408.0 | 407.3 | 407.0 | 408.8 | 406.3 | 406.7 | 411.2 | 407.3 | 407.3 | 407.8 |
| | 1995 | 412.1 | 408.1 | 409.3 | 409.4 | 409.2 | 410.0 | 410.8 | 410.8 | 412.0 | 414.6 | 415.6 | 415.5 | 411.5 |
| | 1996 | 415.5 | 414.7 | 415.1 | 413.9 | 413.8 | 413.8 | 397.5 | 395.8 | 396.6 | 393.8 | 393.5 | 380.3 | 403.7 |
| | 1997 | 380.6 | 379.9 | 379.8 | | | | | | | | | | |
| Non-prescribed medicines – Médicaments non prescrits P708089 | 1994 | 144.4 | 148.1 | 149.0 | 151.9 | 149.0 | 148.3 | 148.3 | 146.7 | 146.1 | 146.6 | 154.5 | 152.1 | 148.8 |
| | 1995 | 149.2 | 149.3 | 147.6 | 149.9 | 151.1 | 153.1 | 153.4 | 150.9 | 150.5 | 152.3 | 149.5 | 147.6 | 150.4 |
| | 1996 | 147.1 | 148.5 | 150.7 | 153.8 | 155.8 | 156.9 | 155.1 | 154.3 | 156.0 | 153.6 | 148.5 | 151.6 | 152.7 |
| | 1997 | 148.4 | 151.3 | 152.5 | | | | | | | | | | |
| Personal care – Soins personnels P708091 | 1994 | 124.9 | 126.5 | 125.9 | 125.2 | 124.1 | 124.9 | 123.8 | 123.1 | 122.6 | 122.9 | 122.8 | 122.3 | 124.1 |
| | 1995 | 122.8 | 122.7 | 121.4 | 121.6 | 122.7 | 122.2 | 122.2 | 120.9 | 120.3 | 121.8 | 120.5 | 121.0 | 121.7 |
| | 1996 | 122.3 | 120.6 | 123.0 | 122.0 | 122.3 | 123.3 | 123.0 | 122.0 | 122.4 | 124.1 | 124.0 | 123.7 | 122.7 |
| | 1997 | 123.3 | 125.5 | 124.9 | | | | | | | | | | |
| RECREATION, EDUCATION AND READING – LOISIRS, FORMATION ET LECTURE P708094 | 1994 | 133.7 | 134.5 | 134.6 | 134.5 | 135.3 | 135.4 | 136.1 | 136.1 | 137.6 | 137.2 | 137.6 | 137.6 | 135.9 |
| | 1995 | 137.4 | 138.3 | 138.7 | 138.9 | 140.0 | 139.8 | 142.4 | 142.4 | 143.3 | 142.5 | 142.4 | 139.8 | 140.5 |
| | 1996 | 139.9 | 141.1 | 141.4 | 141.5 | 143.0 | 142.8 | 145.8 | 145.7 | 146.3 | 145.3 | 143.5 | 143.1 | 143.3 |
| | 1997 | 143.4 | 144.0 | 144.6 | | | | | | | | | | |
| Recreation – Loisirs P708095 | 1994 | 124.8 | 125.8 | 126.0 | 125.7 | 126.7 | 126.6 | 127.4 | 127.5 | 127.7 | 127.2 | 127.5 | 127.4 | 126.7 |
| | 1995 | 127.1 | 128.2 | 128.7 | 128.8 | 130.1 | 129.7 | 132.7 | 132.6 | 132.5 | 131.3 | 131.3 | 128.3 | 130.1 |
| | 1996 | 128.3 | 129.8 | 130.0 | 130.1 | 131.9 | 131.4 | 135.1 | 135.0 | 134.6 | 133.5 | 131.3 | 130.8 | 131.8 |
| | 1997 | 131.1 | 131.8 | 132.4 | | | | | | | | | | |
| Education and reading – Formation et lecture P708103 | 1994 | 166.7 | 166.9 | 166.4 | 166.9 | 167.2 | 167.9 | 168.0 | 168.0 | 174.4 | 174.3 | 174.8 | 175.6 | 169.8 |
| | 1995 | 176.0 | 176.0 | 176.0 | 176.4 | 176.4 | 177.4 | 177.9 | 177.9 | 183.7 | 184.4 | 184.4 | 183.7 | 179.2 |
| | 1996 | 184.1 | 184.1 | 184.6 | 184.7 | 184.7 | 185.5 | 185.6 | 185.6 | 190.3 | 190.1 | 190.1 | 190.2 | 186.6 |
| | 1997 | 190.4 | 190.4 | 191.3 | | | | | | | | | | |

TABLE - 8 (Continued)

The Consumer Price Indexes Major Components, Selected Sub-groups and Special Aggregates (Not Seasonally Adjusted), 1994-1997, Provinces, Whitehorse and Yellowknife, 1986=100

TABLEAU - 8 (Suite)

Indices des prix à la consommation, composantes principales, sous-groupes et agrégats spéciaux (non désaisonnalisés), 1994-1997, Provinces, Whitehorse et Yellowknife, 1986=100

| | | Indexes - Indices | | | | | | | | | | | | Annual average |
|--|------|-------------------|-------|-------|-------|-------|-------|---------|-------|-------|-------|-------|-------|------------------|
| | | Jan. | Feb. | March | April | May | June | July | Aug. | Sept. | Oct. | Nov. | Dec. | |
| SASKATCHEWAN | | Jan. | Fév. | Mars | Avril | Mai | Juin | Juillet | Août | Sept. | Oct. | Nov. | Déc. | Moyenne annuelle |
| ALCOHOLIC BEVERAGES AND TOBACCO PRODUCTS – BOISSONS ALCOOLISÉES ET PRODUITS DU TABAC P708107 | 1994 | 171.1 | 161.5 | 161.0 | 160.5 | 160.4 | 160.2 | 160.2 | 161.5 | 161.6 | 161.5 | 161.6 | 161.6 | 161.9 |
| | 1995 | 161.8 | 161.8 | 161.8 | 162.4 | 163.0 | 163.1 | 163.1 | 163.5 | 163.4 | 163.3 | 163.8 | 163.6 | 162.9 |
| | 1996 | 163.8 | 163.3 | 163.2 | 163.0 | 163.9 | 163.8 | 164.2 | 165.2 | 165.3 | 165.3 | 165.4 | 166.2 | 164.4 |
| | 1997 | 166.7 | 167.2 | 167.0 | | | | | | | | | | |
| Alcoholic beverages – Boissons alcoolisées P708108 | 1994 | 136.1 | 136.0 | 135.2 | 134.6 | 134.3 | 134.5 | 134.5 | 136.4 | 136.4 | 136.4 | 136.6 | 136.5 | 135.6 |
| | 1995 | 136.9 | 136.9 | 136.8 | 137.7 | 137.8 | 137.8 | 137.6 | 138.2 | 138.0 | 137.9 | 138.7 | 138.3 | 137.7 |
| | 1996 | 138.6 | 137.8 | 137.7 | 137.4 | 138.5 | 138.4 | 138.8 | 140.3 | 140.4 | 140.4 | 140.4 | 141.2 | 139.2 |
| | 1997 | 141.8 | 142.3 | 142.3 | | | | | | | | | | |
| Alcoholic beverages purchased from stores – Boissons alcoolisées achetées au magasin P708110 | 1994 | 134.0 | 133.7 | 132.3 | 131.2 | 130.9 | 131.1 | 131.0 | 134.0 | 134.0 | 134.0 | 134.0 | 133.8 | 132.8 |
| | 1995 | 134.5 | 134.5 | 134.4 | 135.8 | 135.8 | 135.9 | 135.6 | 135.5 | 135.2 | 135.1 | 135.4 | 134.7 | 135.2 |
| | 1996 | 135.2 | 135.3 | 135.1 | 134.6 | 135.2 | 135.1 | 135.7 | 135.8 | 136.0 | 136.0 | 136.1 | 137.4 | 135.6 |
| | 1997 | 138.2 | 138.4 | 138.4 | | | | | | | | | | |
| Tobacco products and smokers' supplies – Produit du tabac et articles pour fumeurs P708114 | 1994 | 236.4 | 209.5 | 209.2 | 209.0 | 209.3 | 208.5 | 208.3 | 208.5 | 208.7 | 208.5 | 208.6 | 208.7 | 211.1 |
| | 1995 | 208.7 | 208.7 | 208.8 | 208.8 | 210.4 | 210.6 | 211.0 | 211.0 | 211.0 | 211.0 | 210.9 | 211.0 | 210.2 |
| | 1996 | 211.1 | 211.1 | 211.1 | 211.1 | 211.5 | 211.5 | 211.8 | 212.0 | 212.1 | 212.1 | 212.5 | 213.1 | 211.8 |
| | 1997 | 213.8 | 214.2 | 213.6 | | | | | | | | | | |
| SELECTED SPECIAL AGGREGATES – CERTAINS AGRÉGATS SPÉCIAUX | | | | | | | | | | | | | | |
| All-items excluding food – Ensemble sans les aliments P708126 | 1994 | 132.4 | 132.2 | 132.1 | 132.6 | 132.5 | 132.9 | 133.2 | 133.5 | 134.0 | 133.4 | 134.0 | 134.3 | 133.1 |
| | 1995 | 134.4 | 134.3 | 135.2 | 135.5 | 136.4 | 136.1 | 136.5 | 136.4 | 136.1 | 136.3 | 136.6 | 136.4 | 135.9 |
| | 1996 | 136.7 | 137.2 | 137.5 | 137.9 | 138.7 | 138.4 | 138.7 | 138.7 | 139.3 | 139.8 | 139.9 | 139.9 | 138.6 |
| | 1997 | 139.4 | 139.8 | 140.1 | | | | | | | | | | |
| All-items excluding food and energy – Ensemble sans les aliments et l'énergie P708127 | 1994 | 131.7 | 131.4 | 131.2 | 131.6 | 131.4 | 131.4 | 131.8 | 131.9 | 132.4 | 132.1 | 132.6 | 133.2 | 131.9 |
| | 1995 | 133.4 | 133.6 | 134.0 | 134.2 | 134.6 | 134.5 | 135.0 | 135.1 | 134.9 | 135.4 | 136.0 | 135.7 | 134.7 |
| | 1996 | 135.4 | 135.9 | 135.9 | 136.2 | 136.8 | 136.6 | 137.1 | 137.1 | 137.3 | 137.7 | 138.1 | 138.0 | 136.8 |
| | 1997 | 137.6 | 138.0 | 138.3 | | | | | | | | | | |
| All-items excluding energy – Ensemble sans l'énergie P708129 | 1994 | 131.7 | 131.3 | 131.3 | 131.8 | 131.7 | 131.7 | 132.1 | 132.2 | 132.7 | 132.4 | 132.8 | 133.3 | 132.1 |
| | 1995 | 133.6 | 134.0 | 133.9 | 134.5 | 134.7 | 134.7 | 134.9 | 134.8 | 134.8 | 135.2 | 135.8 | 135.8 | 134.7 |
| | 1996 | 135.3 | 135.4 | 135.7 | 136.2 | 136.6 | 136.6 | 137.1 | 137.2 | 137.2 | 137.6 | 138.4 | 138.5 | 136.8 |
| | 1997 | 138.2 | 138.4 | 138.5 | | | | | | | | | | |
| Energy – Énergie P708130 | 1994 | 141.2 | 142.2 | 142.4 | 144.3 | 145.1 | 149.2 | 149.2 | 151.8 | 152.5 | 148.9 | 149.9 | 146.8 | 147.0 |
| | 1995 | 146.7 | 144.5 | 148.1 | 149.6 | 153.7 | 151.9 | 151.5 | 150.7 | 148.7 | 147.7 | 145.5 | 145.8 | 148.7 |
| | 1996 | 150.3 | 151.5 | 153.9 | 155.3 | 157.6 | 156.0 | 155.5 | 154.9 | 158.3 | 159.0 | 157.5 | 158.4 | 155.7 |
| | 1997 | 157.0 | 157.5 | 158.5 | | | | | | | | | | |
| All-items excluding shelter – Ensemble sans le logement P708135 | 1994 | 135.6 | 135.0 | 135.1 | 135.9 | 135.9 | 136.2 | 136.8 | 137.1 | 137.5 | 136.9 | 137.4 | 137.7 | 136.4 |
| | 1995 | 137.9 | 138.2 | 138.5 | 139.2 | 139.8 | 139.5 | 139.7 | 139.5 | 139.2 | 139.5 | 139.8 | 139.9 | 139.2 |
| | 1996 | 139.2 | 139.4 | 140.1 | 140.8 | 141.5 | 141.3 | 141.8 | 141.9 | 142.2 | 142.4 | 143.3 | 143.5 | 141.5 |
| | 1997 | 142.9 | 143.2 | 143.3 | | | | | | | | | | |
| All-items excluding alcoholic beverages and tobacco products – Ensemble sans les boissons alcoolisées et les produits du tabac P708132 | 1994 | 129.7 | 129.9 | 130.0 | 130.6 | 130.6 | 131.0 | 131.4 | 131.5 | 132.1 | 131.5 | 132.0 | 132.3 | 131.1 |
| | 1995 | 132.5 | 132.7 | 133.0 | 133.6 | 134.2 | 134.1 | 134.2 | 134.0 | 133.8 | 134.1 | 134.4 | 134.5 | 133.8 |
| | 1996 | 134.5 | 134.7 | 135.2 | 135.8 | 136.4 | 136.2 | 136.6 | 136.6 | 137.0 | 137.4 | 138.0 | 138.1 | 136.4 |
| | 1997 | 137.7 | 137.9 | 138.1 | | | | | | | | | | |
| All-items excluding tobacco products – Ensemble sans les produits du tabac P708134 | 1994 | 130.1 | 130.5 | 130.5 | 131.1 | 131.1 | 131.3 | 131.7 | 131.9 | 132.6 | 131.9 | 132.4 | 132.8 | 131.5 |
| | 1995 | 133.1 | 133.2 | 133.5 | 134.1 | 134.7 | 134.6 | 134.7 | 134.5 | 134.3 | 134.6 | 134.9 | 135.0 | 134.3 |
| | 1996 | 135.0 | 135.1 | 135.7 | 136.2 | 136.8 | 136.7 | 137.0 | 137.1 | 137.5 | 137.9 | 138.5 | 138.6 | 136.8 |
| | 1997 | 138.2 | 138.4 | 138.6 | | | | | | | | | | |
| All-items (1981=100) – Ensemble (1981=100) P708137 | 1994 | 170.1 | 169.7 | 169.7 | 170.5 | 170.4 | 170.9 | 171.4 | 171.7 | 172.3 | 171.7 | 172.3 | 172.6 | 171.1 |
| | 1995 | 172.8 | 173.1 | 173.5 | 174.2 | 175.0 | 174.9 | 175.0 | 174.9 | 174.5 | 174.9 | 175.3 | 175.4 | 174.5 |
| | 1996 | 175.4 | 175.7 | 176.3 | 176.9 | 177.7 | 177.6 | 178.0 | 178.1 | 178.6 | 179.0 | 179.9 | 180.0 | 177.8 |
| | 1997 | 179.5 | 179.8 | 180.0 | | | | | | | | | | |

TABLE - 8 (Continued)

The Consumer Price Indexes Major Components, Selected Sub-groups and Special Aggregates (Not Seasonally Adjusted), 1994-1997, Provinces, Whitehorse and Yellowknife, 1986=100

TABLEAU - 8 (Suite)

Indices des prix à la consommation, composantes principales, sous-groupes et agrégats spéciaux (non désaisonnalisés), 1994-1997, Provinces, Whitehorse et Yellowknife, 1986=100

| | | Indexes - Indices | | | | | | | | | | | | Annual average Moyenne annuelle |
|----------------------|------|-------------------|-------|-------|-------|-------|-------|---------|-------|-------|-------|-------|-------|------------------------------------|
| | | Jan. | Feb. | March | April | May | June | July | Aug. | Sept. | Oct. | Nov. | Dec. | |
| ALBERTA | | Jan. | Fév. | Mars | Avril | Mai | Juin | Juillet | Août | Sept. | Oct. | Nov. | Déc. | |
| ALL-ITEMS - ENSEMBLE | 1994 | 128.9 | 128.7 | 128.4 | 128.9 | 129.1 | 129.3 | 130.1 | 130.2 | 130.7 | 130.4 | 130.6 | 131.2 | 129.7 |
| | 1995 | 131.2 | 131.7 | 131.9 | 132.3 | 132.6 | 132.4 | 133.1 | 133.0 | 133.2 | 133.2 | 133.8 | 133.4 | 132.7 |
| | 1996 | 133.6 | 133.7 | 134.8 | 135.4 | 135.6 | 135.2 | 136.1 | 136.2 | 136.5 | 136.2 | 136.7 | 136.8 | 135.6 |
| | 1997 | 137.6 | 137.9 | 138.3 | | | | | | | | | | |
| P709000 | 1994 | 117.0 | 115.9 | 116.0 | 116.0 | 116.6 | 116.8 | 117.7 | 116.8 | 117.5 | 118.7 | 118.0 | 119.2 | 117.2 |
| | 1995 | 120.6 | 120.6 | 120.0 | 121.4 | 120.7 | 120.4 | 120.5 | 120.4 | 120.0 | 120.0 | 120.1 | 122.3 | 120.6 |
| | 1996 | 122.0 | 121.5 | 121.9 | 123.0 | 122.9 | 123.2 | 123.5 | 122.9 | 123.8 | 124.4 | 126.2 | 126.6 | 123.5 |
| | 1997 | 128.0 | 127.6 | 127.9 | | | | | | | | | | |
| P709001 | 1994 | 109.7 | 108.1 | 108.2 | 108.2 | 108.9 | 109.2 | 110.3 | 108.9 | 109.9 | 111.2 | 110.1 | 111.9 | 109.6 |
| | 1995 | 113.9 | 113.7 | 112.8 | 114.4 | 113.3 | 112.8 | 113.0 | 113.0 | 112.1 | 112.0 | 111.9 | 114.9 | 113.2 |
| | 1996 | 114.8 | 114.0 | 114.6 | 116.1 | 116.0 | 116.3 | 116.6 | 116.3 | 117.5 | 117.9 | 120.5 | 121.0 | 116.8 |
| | 1997 | 122.9 | 122.1 | 122.6 | | | | | | | | | | |
| P709002 | 1994 | 116.2 | 114.2 | 116.2 | 114.9 | 115.1 | 116.1 | 115.0 | 111.7 | 115.2 | 117.3 | 115.1 | 116.5 | 115.3 |
| | 1995 | 117.9 | 117.3 | 115.6 | 117.3 | 115.5 | 113.9 | 115.2 | 117.3 | 115.6 | 114.9 | 115.3 | 118.4 | 116.2 |
| | 1996 | 116.6 | 117.2 | 115.3 | 116.8 | 117.9 | 119.4 | 118.9 | 119.2 | 122.3 | 122.1 | 123.5 | 125.4 | 119.6 |
| | 1997 | 128.6 | 125.6 | 126.8 | | | | | | | | | | |
| P709003 | 1994 | 118.0 | 116.6 | 119.4 | 121.3 | 120.5 | 121.5 | 118.7 | 114.6 | 121.3 | 125.6 | 121.7 | 122.3 | 120.1 |
| | 1995 | 125.2 | 127.4 | 125.2 | 129.1 | 124.4 | 124.4 | 126.1 | 129.4 | 124.6 | 125.8 | 125.7 | 129.2 | 126.4 |
| | 1996 | 124.4 | 124.8 | 121.0 | 124.3 | 124.3 | 124.6 | 122.3 | 123.1 | 124.7 | 124.6 | 126.1 | 131.4 | 124.6 |
| | 1997 | 135.1 | 131.2 | 131.7 | | | | | | | | | | |
| P709004 | 1994 | 103.0 | 97.7 | 102.0 | 86.7 | 93.3 | 94.4 | 96.2 | 93.7 | 91.0 | 90.9 | 89.7 | 93.0 | 94.3 |
| | 1995 | 95.5 | 88.3 | 87.6 | 85.0 | 89.4 | 85.5 | 86.7 | 84.1 | 88.7 | 84.6 | 81.8 | 86.4 | 87.0 |
| | 1996 | 91.3 | 93.1 | 94.5 | 96.7 | 95.0 | 102.0 | 102.6 | 98.3 | 105.7 | 103.3 | 99.9 | 98.0 | 98.4 |
| | 1997 | 106.9 | 102.9 | 106.6 | | | | | | | | | | |
| P709007 | 1994 | 120.1 | 118.7 | 118.3 | 118.8 | 117.1 | 118.2 | 118.7 | 116.1 | 117.5 | 116.9 | 116.9 | 118.8 | 118.0 |
| | 1995 | 117.7 | 117.0 | 115.3 | 116.4 | 115.3 | 112.7 | 113.7 | 116.4 | 115.6 | 114.2 | 116.7 | 118.6 | 115.8 |
| | 1996 | 117.2 | 117.6 | 116.6 | 115.3 | 119.2 | 119.6 | 120.8 | 122.5 | 125.5 | 126.3 | 129.8 | 129.1 | 121.6 |
| | 1997 | 129.1 | 127.7 | 128.7 | | | | | | | | | | |
| P709009 | 1994 | 128.3 | 128.2 | 125.5 | 126.2 | 128.8 | 128.8 | 132.4 | 133.2 | 134.6 | 135.3 | 134.0 | 136.0 | 130.9 |
| | 1995 | 136.9 | 136.2 | 136.0 | 135.8 | 138.7 | 138.4 | 137.9 | 139.3 | 140.3 | 141.1 | 140.0 | 139.5 | 138.3 |
| | 1996 | 139.1 | 137.0 | 137.7 | 135.6 | 137.1 | 137.8 | 136.6 | 138.0 | 138.3 | 137.9 | 138.2 | 138.2 | 137.6 |
| | 1997 | 139.6 | 137.3 | 139.6 | | | | | | | | | | |
| P709010 | 1994 | 113.5 | 112.2 | 113.2 | 112.3 | 112.0 | 112.8 | 112.6 | 112.0 | 111.7 | 114.5 | 113.8 | 114.7 | 112.9 |
| | 1995 | 114.5 | 115.3 | 114.9 | 114.4 | 114.1 | 114.6 | 114.2 | 114.4 | 115.4 | 115.5 | 115.5 | 116.1 | 114.9 |
| | 1996 | 116.3 | 118.2 | 117.1 | 116.6 | 118.2 | 118.3 | 119.4 | 120.1 | 121.5 | 122.1 | 124.1 | 125.5 | 119.8 |
| | 1997 | 126.0 | 127.1 | 126.1 | | | | | | | | | | |
| P709013 | 1994 | 99.4 | 98.8 | 102.7 | 104.4 | 103.1 | 105.5 | 114.5 | 112.3 | 113.6 | 117.3 | 116.2 | 116.3 | 108.7 |
| | 1995 | 115.7 | 112.3 | 110.7 | 109.3 | 108.1 | 104.0 | 105.6 | 108.3 | 109.3 | 110.6 | 109.7 | 105.8 | 109.1 |
| | 1996 | 107.5 | 108.0 | 110.3 | 106.8 | 106.9 | 105.3 | 110.5 | 104.3 | 108.6 | 119.4 | 116.1 | 128.1 | 111.0 |
| | 1997 | 120.8 | 122.0 | 107.5 | | | | | | | | | | |
| P709017 | 1994 | 116.2 | 113.3 | 116.1 | 116.2 | 117.0 | 117.0 | 120.1 | 119.5 | 119.2 | 117.7 | 115.1 | 117.1 | 117.0 |
| | 1995 | 116.3 | 119.1 | 118.7 | 118.9 | 117.7 | 119.1 | 117.2 | 119.6 | 121.4 | 123.5 | 122.0 | 125.2 | 119.9 |
| | 1996 | 123.8 | 122.3 | 123.8 | 124.0 | 124.8 | 123.9 | 125.3 | 127.2 | 127.9 | 129.1 | 131.0 | 132.5 | 126.3 |
| | 1997 | 132.8 | 133.2 | 133.6 | | | | | | | | | | |
| P709018 | 1994 | 114.3 | 113.5 | 114.2 | 114.6 | 116.0 | 115.4 | 117.2 | 116.6 | 117.2 | 114.3 | 112.8 | 114.8 | 115.1 |
| | 1995 | 114.4 | 116.5 | 117.5 | 116.1 | 113.7 | 114.6 | 111.0 | 114.9 | 118.5 | 119.5 | 118.4 | 120.3 | 116.3 |
| | 1996 | 118.2 | 120.1 | 120.9 | 119.3 | 119.4 | 117.7 | 119.2 | 122.3 | 124.1 | 125.0 | 126.0 | 128.1 | 121.7 |
| | 1997 | 127.3 | 129.4 | 128.3 | | | | | | | | | | |
| P709019 | 1994 | 119.4 | 112.8 | 119.4 | 119.0 | 118.7 | 119.8 | 124.9 | 124.3 | 122.6 | 123.7 | 119.0 | 121.0 | 120.4 |
| | 1995 | 119.4 | 123.4 | 120.6 | 123.6 | 124.3 | 126.7 | 127.5 | 127.6 | 126.3 | 130.2 | 128.1 | 133.4 | 125.9 |
| | 1996 | 133.3 | 126.2 | 128.7 | 132.0 | 133.8 | 134.3 | 135.6 | 135.4 | 134.4 | 136.0 | 139.4 | 139.9 | 134.1 |
| | 1997 | 142.2 | 139.8 | 142.4 | | | | | | | | | | |
| P709020 | 1994 | 79.5 | 81.9 | 77.0 | 76.7 | 81.7 | 76.1 | 88.3 | 92.3 | 93.5 | 90.2 | 82.0 | 81.6 | 83.4 |
| | 1995 | 85.0 | 82.3 | 82.4 | 86.4 | 87.4 | 85.6 | 85.8 | 85.2 | 80.6 | 82.1 | 83.6 | 84.4 | 84.2 |
| | 1996 | 82.1 | 82.0 | 83.4 | 87.1 | 85.7 | 84.0 | 84.9 | 90.1 | 88.4 | 95.5 | 92.0 | 92.8 | 87.3 |
| | 1997 | 92.6 | 84.9 | 85.5 | | | | | | | | | | |
| P709022 | 1994 | 128.9 | 128.7 | 128.4 | 128.9 | 129.1 | 129.3 | 130.1 | 130.2 | 130.7 | 130.4 | 130.6 | 131.2 | 129.7 |
| | 1995 | 131.2 | 131.7 | 131.9 | 132.3 | 132.6 | 132.4 | 133.1 | 133.0 | 133.2 | 133.2 | 133.8 | 133.4 | 132.7 |
| | 1996 | 133.6 | 133.7 | 134.8 | 135.4 | 135.6 | 135.2 | 136.1 | 136.2 | 136.5 | 136.2 | 136.7 | 136.8 | 135.6 |
| | 1997 | 137.6 | 137.9 | 138.3 | | | | | | | | | | |

TABLE - 8 (Continued)

The Consumer Price Indexes Major Components, Selected Sub-groups and Special Aggregates (Not Seasonally Adjusted), 1994-1997, Provinces, Whitehorse and Yellowknife, 1986=100

TABLEAU - 8 (Suite)

Indices des prix à la consommation, composantes principales, sous-groupes et agrégats spéciaux (non désaisonnalisés), 1994-1997, Provinces, Whitehorse et Yellowknife, 1986=100

| | | Indexes - Indices | | | | | | | | | | | | Annual average |
|--|---------|-------------------|-------|-------|-------|-------|-------|---------|-------|-------|-------|-------|-------|------------------|
| | | Jan. | Feb. | March | April | May | June | July | Aug. | Sept. | Oct. | Nov. | Dec. | |
| ALBERTA | | Jan. | Fév. | Mars | Avril | Mai | Juin | Juillet | Août | Sept. | Oct. | Nov. | Déc. | Moyenne annuelle |
| Fresh vegetables – Légumes frais | 1994 | 105.4 | 93.5 | 88.5 | 91.6 | 92.2 | 96.9 | 88.5 | 85.5 | 76.6 | 79.1 | 91.2 | 96.9 | 90.5 |
| | 1995 | 100.6 | 99.9 | 99.9 | 115.7 | 99.8 | 102.4 | 99.9 | 82.4 | 75.9 | 76.7 | 79.5 | 88.6 | 93.4 |
| | 1996 | 90.2 | 83.1 | 92.9 | 106.7 | 92.4 | 90.3 | 88.5 | 82.0 | 75.6 | 77.0 | 90.6 | 88.6 | 88.2 |
| | P709025 | 1997 | 92.0 | 100.5 | 106.0 | | | | | | | | | |
| Non-alcoholic beverages – Boissons non alcoolisées | 1994 | 88.1 | 87.5 | 83.2 | 79.4 | 83.7 | 80.2 | 79.9 | 75.9 | 78.0 | 78.7 | 75.1 | 69.5 | 79.9 |
| | 1995 | 81.3 | 77.0 | 78.4 | 75.8 | 78.5 | 70.9 | 74.2 | 79.1 | 74.7 | 75.6 | 71.2 | 70.6 | 75.6 |
| | 1996 | 82.0 | 79.9 | 79.6 | 81.0 | 82.3 | 80.1 | 81.3 | 77.2 | 83.1 | 79.9 | 81.8 | 75.5 | 80.3 |
| | P709031 | 1997 | 80.7 | 82.6 | 82.0 | | | | | | | | | |
| Food purchased from restaurants – Aliments achetés au restaurant | 1994 | 135.2 | 135.3 | 135.5 | 135.3 | 135.6 | 135.7 | 136.0 | 136.4 | 136.4 | 137.2 | 137.5 | 137.5 | 136.1 |
| | 1995 | 137.6 | 137.9 | 138.1 | 139.0 | 139.2 | 139.3 | 139.4 | 138.9 | 139.5 | 139.8 | 140.2 | 140.7 | 139.1 |
| | 1996 | 140.3 | 140.3 | 140.3 | 140.5 | 140.2 | 140.7 | 141.0 | 139.7 | 140.2 | 141.2 | 141.2 | 141.3 | 140.6 |
| | P709032 | 1997 | 141.5 | 142.1 | 142.0 | | | | | | | | | |
| SHELTER – LOGEMENT | 1994 | 129.3 | 129.3 | 129.3 | 128.6 | 128.8 | 128.7 | 128.8 | 129.0 | 129.3 | 129.4 | 130.0 | 130.2 | 129.2 |
| | 1995 | 129.7 | 129.0 | 129.1 | 129.2 | 129.7 | 129.9 | 130.4 | 130.3 | 130.3 | 130.5 | 130.9 | 130.9 | 130.0 |
| | 1996 | 131.0 | 131.2 | 131.2 | 131.5 | 131.6 | 131.4 | 131.7 | 131.5 | 131.5 | 131.7 | 131.7 | 131.7 | 131.5 |
| | P709033 | 1997 | 133.8 | 133.7 | 134.0 | | | | | | | | | |
| Rented accommodation – Logement en location | 1994 | 126.1 | 126.3 | 126.5 | 126.5 | 126.6 | 126.7 | 126.8 | 126.9 | 127.1 | 127.0 | 127.2 | 127.3 | 126.8 |
| | 1995 | 127.5 | 127.5 | 127.7 | 127.8 | 128.0 | 128.2 | 128.3 | 128.4 | 128.5 | 128.6 | 128.8 | 128.8 | 128.2 |
| | 1996 | 128.9 | 129.1 | 129.3 | 129.3 | 129.6 | 129.7 | 129.8 | 129.8 | 129.9 | 130.1 | 130.3 | 130.4 | 129.7 |
| | P709034 | 1997 | 130.5 | 130.6 | 130.8 | | | | | | | | | |
| Rent – Loyer | 1994 | 126.5 | 126.7 | 126.8 | 126.9 | 127.0 | 127.1 | 127.2 | 127.3 | 127.5 | 127.5 | 127.8 | 127.9 | 127.2 |
| | 1995 | 128.1 | 128.1 | 128.3 | 128.4 | 128.5 | 128.7 | 128.8 | 129.0 | 129.0 | 129.2 | 129.3 | 129.4 | 128.7 |
| | 1996 | 129.6 | 129.7 | 129.9 | 129.9 | 130.2 | 130.3 | 130.4 | 130.4 | 130.5 | 130.7 | 130.9 | 131.0 | 130.3 |
| | P709035 | 1997 | 131.1 | 131.2 | 131.4 | | | | | | | | | |
| Owned accommodation – Logement en propriété | 1994 | 125.3 | 125.2 | 125.0 | 124.5 | 124.6 | 124.5 | 124.7 | 125.0 | 125.5 | 125.7 | 125.7 | 126.0 | 125.1 |
| | 1995 | 126.3 | 126.5 | 126.7 | 127.3 | 128.1 | 128.0 | 128.1 | 127.9 | 127.8 | 128.2 | 128.2 | 128.0 | 127.6 |
| | 1996 | 128.1 | 127.8 | 127.7 | 127.7 | 127.8 | 127.3 | 127.6 | 127.2 | 127.2 | 127.3 | 127.0 | 126.9 | 127.5 |
| | P709036 | 1997 | 127.2 | 127.0 | 127.4 | | | | | | | | | |
| Replacement cost – Coût de remplacement | 1994 | 141.6 | 143.1 | 143.3 | 143.7 | 143.7 | 142.7 | 143.3 | 143.1 | 143.1 | 143.3 | 143.4 | 143.1 | 143.1 |
| | 1995 | 143.0 | 143.2 | 141.5 | 143.5 | 143.7 | 143.9 | 143.3 | 143.3 | 143.0 | 143.5 | 143.4 | 143.5 | 143.2 |
| | 1996 | 143.4 | 143.5 | 143.3 | 143.4 | 143.6 | 143.3 | 144.0 | 144.2 | 144.0 | 145.0 | 145.3 | 146.1 | 144.1 |
| | P709037 | 1997 | 147.7 | 148.5 | 149.2 | | | | | | | | | |
| Homeowners' insurance premiums – Primes d'assurance de propriétaire | 1994 | 155.5 | 157.3 | 157.4 | 157.8 | 157.8 | 157.8 | 156.7 | 157.3 | 157.0 | 157.0 | 157.3 | 157.4 | 157.2 |
| | 1995 | 156.9 | 156.8 | 157.0 | 155.1 | 157.4 | 157.6 | 157.7 | 157.5 | 157.2 | 157.7 | 157.6 | 157.7 | 157.2 |
| | 1996 | 157.6 | 157.7 | 157.5 | 157.7 | 157.8 | 157.5 | 158.3 | 158.4 | 158.2 | 159.3 | 159.6 | 160.5 | 158.3 |
| | P709039 | 1997 | 162.2 | 163.1 | 163.4 | | | | | | | | | |
| Homeowners' maintenance and repairs – Entretien et réparations par le propriétaire | 1994 | 109.1 | 107.2 | 109.5 | 104.9 | 106.5 | 106.7 | 106.5 | 106.1 | 107.9 | 101.2 | 98.4 | 100.2 | 105.4 |
| | 1995 | 101.0 | 99.6 | 101.5 | 101.0 | 105.2 | 103.4 | 105.1 | 104.2 | 103.3 | 103.1 | 102.6 | 100.7 | 102.6 |
| | 1996 | 102.8 | 101.9 | 102.7 | 102.6 | 103.5 | 101.2 | 103.3 | 101.2 | 103.0 | 105.8 | 104.4 | 103.5 | 103.0 |
| | P709040 | 1997 | 105.8 | 103.2 | 106.5 | | | | | | | | | |
| Water, fuel and electricity – Eau, combustible et électricité | 1994 | 148.8 | 148.8 | 148.8 | 146.3 | 146.3 | 146.2 | 146.1 | 146.1 | 146.3 | 146.3 | 149.3 | 149.3 | 147.4 |
| | 1995 | 145.2 | 139.9 | 140.0 | 138.6 | 138.6 | 139.5 | 142.1 | 142.1 | 142.1 | 142.1 | 144.3 | 144.3 | 141.6 |
| | 1996 | 144.5 | 146.2 | 146.2 | 148.0 | 147.9 | 147.9 | 148.7 | 148.7 | 148.8 | 149.0 | 149.9 | 149.9 | 148.0 |
| | P709041 | 1997 | 161.4 | 161.3 | 161.4 | | | | | | | | | |
| Electricity – Électricité | 1994 | 143.7 | 143.7 | 143.7 | 145.1 | 145.2 | 145.2 | 145.2 | 145.2 | 145.2 | 145.2 | 145.2 | 145.2 | 144.8 |
| | 1995 | 145.7 | 145.7 | 146.0 | 146.0 | 146.0 | 146.0 | 146.4 | 146.4 | 146.4 | 146.4 | 146.4 | 146.4 | 146.2 |
| | 1996 | 146.5 | 146.5 | 146.5 | 153.4 | 153.4 | 153.4 | 153.5 | 153.5 | 153.5 | 153.5 | 153.5 | 153.5 | 151.7 |
| | P709042 | 1997 | 153.5 | 153.5 | 153.5 | | | | | | | | | |
| Piped gas – Gaz | 1994 | 152.4 | 152.4 | 152.4 | 144.3 | 144.3 | 144.0 | 143.8 | 143.8 | 143.8 | 143.8 | 151.9 | 151.9 | 147.4 |
| | 1995 | 138.1 | 123.1 | 123.1 | 119.0 | 119.0 | 121.3 | 121.3 | 121.3 | 121.3 | 121.3 | 127.6 | 127.6 | 123.7 |
| | 1996 | 127.6 | 132.2 | 132.2 | 128.5 | 128.5 | 128.5 | 130.6 | 130.6 | 130.6 | 130.6 | 133.2 | 133.2 | 130.5 |
| | P709044 | 1997 | 164.3 | 164.3 | 164.3 | | | | | | | | | |
| Fuel oil and other fuel – Mazout et autres combustibles | 1994 | ... | ... | ... | ... | ... | ... | ... | ... | ... | ... | ... | ... | ... |
| | 1995 | ... | ... | ... | ... | ... | ... | ... | ... | ... | ... | ... | ... | ... |
| | 1996 | ... | ... | ... | ... | ... | ... | ... | ... | ... | ... | ... | ... | ... |
| | 1997 | ... | ... | ... | ... | ... | ... | ... | ... | ... | ... | ... | ... | ... |

TABLE - 8 (Continued)

The Consumer Price Indexes Major Components, Selected Sub-groups and Special Aggregates (Not Seasonally Adjusted), 1994-1997, Provinces, Whitehorse and Yellowknife, 1986=100

TABLEAU - 8 (Suite)

Indices des prix à la consommation, composantes principales, sous-groupes et agrégats spéciaux (non désaisonnalisés), 1994-1997, Provinces, Whitehorse et Yellowknife, 1986=100

| | | Indexes - Indices | | | | | | | | | | | | Annual average Moyenne annuelle |
|--|------|-------------------|-------|-------|-------|-------|-------|---------|-------|-------|-------|-------|-------|------------------------------------|
| | | Jan. | Feb. | March | April | May | June | July | Aug. | Sept. | Oct. | Nov. | Dec. | |
| ALBERTA | | Jan. | Fév. | Mars | Avril | Mai | Juin | Juillet | Août | Sept. | Oct. | Nov. | Déc. | |
| HOUSEHOLD OPERATIONS AND FURNISHINGS – DÉPENSES ET ÉQUIPEMENT DU MÉNAGE P709046 | 1994 | 114.5 | 115.6 | 115.0 | 115.2 | 115.0 | 115.0 | 114.8 | 114.0 | 114.0 | 114.7 | 114.4 | 115.2 | 114.8 |
| | 1995 | 115.2 | 115.4 | 115.6 | 115.5 | 115.8 | 115.1 | 115.3 | 115.5 | 116.4 | 116.4 | 117.0 | 116.4 | 115.8 |
| | 1996 | 117.1 | 117.0 | 119.0 | 119.9 | 119.9 | 119.4 | 119.4 | 119.9 | 120.0 | 119.6 | 119.6 | 120.1 | 119.2 |
| | 1997 | 120.7 | 120.6 | 121.5 | | | | | | | | | | |
| Household operations – Dépenses du ménage P709047 | 1994 | 115.0 | 115.5 | 114.6 | 115.1 | 114.7 | 114.4 | 114.5 | 113.5 | 112.5 | 113.9 | 113.6 | 114.2 | 114.3 |
| | 1995 | 114.4 | 114.7 | 114.6 | 115.2 | 115.8 | 115.8 | 116.0 | 116.8 | 116.9 | 117.2 | 117.8 | 118.4 | 116.1 |
| | 1996 | 119.2 | 119.5 | 121.3 | 122.6 | 122.3 | 122.1 | 121.7 | 122.4 | 122.6 | 122.4 | 122.5 | 122.9 | 121.8 |
| | 1997 | 123.9 | 122.6 | 123.0 | | | | | | | | | | |
| Telephone services – Services téléphoniques P709049 | 1994 | 83.2 | 83.2 | 82.2 | 82.2 | 82.2 | 82.2 | 82.2 | 82.2 | 82.2 | 82.2 | 82.2 | 82.3 | 82.4 |
| | 1995 | 82.3 | 82.3 | 82.3 | 82.3 | 82.3 | 82.3 | 82.3 | 82.3 | 82.3 | 81.9 | 82.3 | 82.3 | 82.3 |
| | 1996 | 84.5 | 85.5 | 89.4 | 89.3 | 89.3 | 89.3 | 89.3 | 90.3 | 90.3 | 90.3 | 90.3 | 90.3 | 89.0 |
| | 1997 | 93.0 | 89.8 | 89.8 | | | | | | | | | | |
| Household furnishings – Équipement du ménage P709054 | 1994 | 113.3 | 115.0 | 114.9 | 114.8 | 114.7 | 115.2 | 114.7 | 114.2 | 115.4 | 115.0 | 115.0 | 116.0 | 114.9 |
| | 1995 | 115.6 | 115.8 | 116.2 | 115.1 | 115.1 | 113.4 | 113.5 | 112.7 | 114.8 | 114.5 | 114.9 | 112.4 | 114.5 |
| | 1996 | 112.9 | 112.3 | 114.6 | 115.0 | 115.2 | 114.5 | 115.1 | 115.2 | 115.2 | 114.5 | 114.2 | 114.9 | 114.5 |
| | 1997 | 114.7 | 116.6 | 118.3 | | | | | | | | | | |
| CLOTHING AND FOOTWEAR – HABILLEMENT ET CHAUSSURES P709061 | 1994 | 128.6 | 128.0 | 128.4 | 129.1 | 128.8 | 128.2 | 128.3 | 129.9 | 129.9 | 129.4 | 127.9 | 128.6 | 128.8 |
| | 1995 | 128.3 | 130.5 | 131.0 | 130.4 | 127.9 | 128.4 | 127.6 | 129.7 | 130.9 | 131.5 | 130.4 | 128.4 | 129.6 |
| | 1996 | 130.7 | 129.5 | 130.4 | 129.3 | 126.3 | 125.5 | 127.3 | 129.1 | 129.8 | 129.7 | 128.4 | 127.2 | 128.6 |
| | 1997 | 126.3 | 128.8 | 129.6 | | | | | | | | | | |
| Clothing – Habillement P709062 | 1994 | 128.0 | 127.5 | 127.8 | 128.5 | 127.2 | 126.4 | 126.4 | 128.4 | 128.4 | 127.3 | 124.9 | 126.5 | 127.3 |
| | 1995 | 126.2 | 129.8 | 131.1 | 130.6 | 127.1 | 128.3 | 127.8 | 128.9 | 129.7 | 129.8 | 129.3 | 127.5 | 128.8 |
| | 1996 | 129.3 | 128.4 | 130.0 | 129.1 | 125.5 | 125.1 | 127.7 | 129.8 | 130.0 | 129.9 | 128.5 | 127.4 | 128.4 |
| | 1997 | 126.6 | 130.2 | 130.9 | | | | | | | | | | |
| Women's clothing – Vêtements pour femmes P709063 | 1994 | 130.9 | 130.1 | 128.7 | 128.5 | 127.8 | 126.0 | 126.9 | 129.5 | 129.1 | 128.8 | 124.7 | 128.7 | 128.3 |
| | 1995 | 129.9 | 131.5 | 132.9 | 131.0 | 127.0 | 129.5 | 130.1 | 131.3 | 132.4 | 128.5 | 127.7 | 127.6 | 130.0 |
| | 1996 | 130.7 | 131.6 | 131.0 | 128.5 | 124.3 | 125.5 | 127.8 | 130.5 | 132.7 | 129.9 | 128.3 | 127.8 | 129.1 |
| | 1997 | 128.4 | 133.5 | 132.7 | | | | | | | | | | |
| Men's clothing – Vêtements pour hommes P709064 | 1994 | 124.7 | 124.0 | 127.2 | 129.7 | 127.2 | 127.8 | 126.5 | 127.8 | 128.6 | 125.9 | 126.0 | 123.9 | 126.6 |
| | 1995 | 121.5 | 128.7 | 130.3 | 131.6 | 128.8 | 127.7 | 125.5 | 126.7 | 127.8 | 132.6 | 132.3 | 129.4 | 128.6 |
| | 1996 | 127.9 | 124.7 | 129.4 | 130.3 | 126.0 | 124.7 | 128.1 | 129.5 | 128.5 | 131.3 | 130.0 | 127.4 | 128.2 |
| | 1997 | 125.1 | 127.5 | 130.9 | | | | | | | | | | |
| Footwear – Chaussures P709066 | 1994 | 125.3 | 125.7 | 129.0 | 130.7 | 129.4 | 128.3 | 128.8 | 129.4 | 128.8 | 131.5 | 131.7 | 128.1 | 128.9 |
| | 1995 | 127.6 | 129.7 | 128.0 | 125.9 | 127.8 | 126.7 | 123.0 | 124.8 | 129.7 | 131.5 | 127.6 | 123.6 | 127.2 |
| | 1996 | 124.9 | 124.5 | 122.7 | 120.8 | 121.5 | 118.4 | 118.7 | 119.9 | 124.0 | 123.7 | 122.2 | 120.0 | 121.8 |
| | 1997 | 117.5 | 115.2 | 118.8 | | | | | | | | | | |
| TRANSPORTATION – TRANSPORTS P709069 | 1994 | 126.5 | 126.9 | 125.8 | 128.8 | 128.8 | 130.1 | 131.8 | 133.1 | 133.8 | 131.6 | 133.4 | 134.6 | 130.4 |
| | 1995 | 134.6 | 135.8 | 136.9 | 137.9 | 139.4 | 138.9 | 139.1 | 137.6 | 137.8 | 138.0 | 140.2 | 139.4 | 138.0 |
| | 1996 | 138.9 | 139.6 | 143.0 | 144.3 | 145.3 | 143.9 | 144.1 | 144.1 | 144.7 | 143.6 | 145.9 | 147.1 | 143.7 |
| | 1997 | 147.0 | 147.6 | 147.8 | | | | | | | | | | |
| Private transportation – Transport privé P709070 | 1994 | 127.2 | 127.2 | 126.1 | 129.2 | 129.5 | 130.5 | 131.2 | 132.8 | 133.9 | 131.7 | 133.8 | 134.3 | 130.6 |
| | 1995 | 134.8 | 136.1 | 137.2 | 138.5 | 139.9 | 139.3 | 138.9 | 137.5 | 138.0 | 138.3 | 140.7 | 139.3 | 138.2 |
| | 1996 | 139.3 | 140.0 | 143.1 | 144.4 | 145.5 | 144.2 | 144.0 | 143.9 | 144.9 | 143.7 | 146.0 | 146.5 | 143.8 |
| | 1997 | 146.5 | 147.9 | 147.4 | | | | | | | | | | |
| Purchase of automotive vehicles – Achat de véhicules automobiles P709072 | 1994 | 125.4 | 125.9 | 125.7 | 125.5 | 125.5 | 125.5 | 126.5 | 126.5 | 126.5 | 126.5 | 131.6 | 131.6 | 126.9 |
| | 1995 | 133.7 | 133.9 | 133.9 | 133.3 | 133.3 | 133.5 | 133.5 | 133.5 | 133.5 | 133.5 | 139.7 | 139.7 | 134.6 |
| | 1996 | 140.6 | 140.6 | 140.0 | 140.7 | 140.7 | 140.7 | 139.9 | 139.9 | 139.9 | 139.9 | 145.1 | 145.1 | 141.1 |
| | 1997 | 144.9 | 144.9 | 144.9 | | | | | | | | | | |
| Operation of automotive vehicles – Utilisation de véhicules automobiles P709073 | 1994 | 132.6 | 132.1 | 130.0 | 136.8 | 137.3 | 139.3 | 139.7 | 143.0 | 144.0 | 139.3 | 138.4 | 140.1 | 137.7 |
| | 1995 | 139.3 | 141.6 | 143.4 | 146.4 | 149.2 | 147.4 | 146.7 | 143.9 | 144.3 | 145.0 | 144.3 | 142.6 | 144.5 |
| | 1996 | 141.9 | 143.2 | 148.9 | 150.9 | 153.1 | 150.8 | 151.1 | 150.8 | 152.3 | 150.1 | 150.0 | 151.9 | 149.6 |
| | 1997 | 152.1 | 154.8 | 153.8 | | | | | | | | | | |
| Gasoline – Essence P709074 | 1994 | 108.7 | 107.4 | 102.8 | 117.4 | 118.6 | 122.8 | 124.2 | 128.5 | 130.8 | 120.5 | 116.7 | 120.1 | 118.2 |
| | 1995 | 118.2 | 120.2 | 124.3 | 130.2 | 136.5 | 131.3 | 128.9 | 120.6 | 121.4 | 122.3 | 120.9 | 117.0 | 124.3 |
| | 1996 | 115.4 | 116.5 | 129.3 | 133.2 | 138.0 | 132.9 | 132.9 | 132.4 | 135.6 | 130.6 | 129.5 | 133.5 | 130.0 |
| | 1997 | 133.7 | 139.6 | 137.4 | | | | | | | | | | |

TABLE - 8 (Continued)

The Consumer Price Indexes Major Components, Selected Sub-groups and Special Aggregates (Not Seasonally Adjusted), 1994-1997, Provinces, Whitehorse and Yellowknife, 1986=100

TABLEAU - 8 (Suite)

Indices des prix à la consommation, composantes principales, sous-groupes et agrégats spéciaux (non désaisonnalisés), 1994-1997, Provinces, Whitehorse et Yellowknife, 1986=100

| | | Indexes - Indices | | | | | | | | | | | | Annual average |
|---|------|-------------------|-------|-------|-------|-------|-------|---------|-------|-------|-------|-------|-------|------------------|
| | | Jan. | Feb. | March | April | May | June | July | Aug. | Sept. | Oct. | Nov. | Dec. | |
| ALBERTA | | Jan. | Fév. | Mars | Avril | Mai | Juin | Juillet | Août | Sept. | Oct. | Nov. | Déc. | Moyenne annuelle |
| Automotive vehicle parts, maintenance and repairs – Pièces, entretien et réparation de véhicules automobiles P709075 | 1994 | 122.9 | 123.0 | 123.0 | 123.7 | 123.6 | 123.8 | 123.3 | 123.3 | 123.4 | 123.4 | 126.3 | 126.3 | 123.8 |
| | 1995 | 126.3 | 126.5 | 126.5 | 127.7 | 127.7 | 127.7 | 128.5 | 128.5 | 128.5 | 128.5 | 128.2 | 128.2 | 127.7 |
| | 1996 | 128.2 | 128.2 | 128.2 | 128.2 | 128.2 | 128.2 | 129.2 | 129.2 | 129.2 | 129.2 | 130.9 | 130.9 | 129.0 |
| | 1997 | 130.9 | 130.9 | 130.9 | | | | | | | | | | |
| Other automotive vehicle operating expenses - Autres dépenses d'utilisation des véhicules automobiles P709076 | 1994 | 180.7 | 180.7 | 180.7 | 180.7 | 180.7 | 180.9 | 180.9 | 185.5 | 185.5 | 185.4 | 185.3 | 185.6 | 182.7 |
| | 1995 | 185.7 | 190.4 | 190.3 | 190.3 | 190.4 | 192.1 | 192.8 | 196.0 | 196.0 | 197.0 | 197.0 | 197.3 | 192.9 |
| | 1996 | 197.3 | 200.0 | 200.0 | 200.6 | 200.6 | 200.9 | 200.9 | 200.9 | 200.9 | 200.9 | 200.9 | 201.2 | 200.4 |
| | 1997 | 201.8 | 201.8 | 201.8 | | | | | | | | | | |
| Automotive vehicle insurance premiums - Primes d'assurance de véhicules automobiles P709077 | 1994 | 182.3 | 182.3 | 182.3 | 182.3 | 182.3 | 182.3 | 182.3 | 187.9 | 187.9 | 187.9 | 187.9 | 187.9 | 184.6 |
| | 1995 | 187.9 | 193.5 | 193.5 | 193.5 | 193.5 | 195.3 | 196.2 | 200.0 | 200.0 | 201.2 | 201.2 | 201.2 | 196.4 |
| | 1996 | 201.2 | 204.4 | 204.4 | 205.1 | 205.1 | 205.1 | 205.1 | 205.1 | 205.1 | 205.1 | 205.1 | 205.1 | 204.7 |
| | 1997 | 205.8 | 205.8 | 205.8 | | | | | | | | | | |
| Public transportation -- Transport public P709079 | 1994 | 136.4 | 140.5 | 138.7 | 140.9 | 138.3 | 142.2 | 153.6 | 153.1 | 149.2 | 147.0 | 146.6 | 154.3 | 145.1 |
| | 1995 | 146.5 | 146.8 | 147.5 | 146.0 | 147.3 | 149.3 | 156.6 | 154.8 | 151.3 | 149.4 | 148.5 | 156.3 | 150.0 |
| | 1996 | 149.0 | 149.6 | 158.3 | 159.1 | 159.0 | 155.1 | 161.3 | 162.5 | 158.6 | 157.6 | 161.1 | 172.7 | 158.7 |
| | 1997 | 170.8 | 160.5 | 170.1 | | | | | | | | | | |
| Local and commuter transportation – Transport local et de banlieue P709080 | 1994 | 143.2 | 143.2 | 143.2 | 143.2 | 145.6 | 147.1 | 147.3 | 147.3 | 147.4 | 147.4 | 147.4 | 147.4 | 145.8 |
| | 1995 | 148.2 | 148.2 | 148.2 | 148.4 | 148.4 | 148.4 | 148.4 | 148.4 | 148.5 | 148.5 | 148.5 | 148.5 | 148.4 |
| | 1996 | 148.8 | 148.8 | 148.8 | 148.8 | 148.8 | 148.8 | 148.8 | 148.8 | 149.1 | 149.1 | 149.2 | 149.2 | 148.9 |
| | 1997 | 151.0 | 151.0 | 151.0 | | | | | | | | | | |
| HEALTH AND PERSONAL CARE – SANTÉ ET SOINS PERSONNELS P709084 | 1994 | 133.6 | 133.5 | 132.1 | 133.4 | 133.4 | 133.4 | 132.7 | 131.9 | 132.2 | 131.6 | 131.7 | 131.3 | 132.6 |
| | 1995 | 130.9 | 131.8 | 131.5 | 131.5 | 131.6 | 131.5 | 131.7 | 131.9 | 131.5 | 131.6 | 130.9 | 131.0 | 131.5 |
| | 1996 | 131.4 | 131.3 | 132.0 | 132.3 | 132.3 | 132.1 | 133.2 | 133.6 | 132.8 | 133.1 | 135.0 | 135.2 | 132.9 |
| | 1997 | 134.9 | 134.8 | 134.4 | | | | | | | | | | |
| Health care – Soins de santé P709085 | 1994 | 141.9 | 142.1 | 141.3 | 142.9 | 143.1 | 143.0 | 143.3 | 142.3 | 141.5 | 141.4 | 141.1 | 141.0 | 142.1 |
| | 1995 | 141.1 | 141.3 | 141.4 | 140.9 | 141.3 | 141.1 | 141.3 | 141.2 | 141.5 | 141.4 | 141.4 | 141.4 | 141.3 |
| | 1996 | 141.9 | 141.7 | 142.4 | 143.3 | 143.3 | 143.4 | 143.6 | 143.5 | 144.3 | 144.2 | 144.1 | 144.4 | 143.3 |
| | 1997 | 144.5 | 144.1 | 144.3 | | | | | | | | | | |
| Medicinal and pharmaceutical products – Médicaments et produits pharmaceutiques P709087 | 1994 | 143.7 | 144.4 | 143.0 | 143.1 | 143.7 | 143.3 | 143.8 | 140.5 | 138.2 | 137.8 | 137.5 | 137.1 | 141.3 |
| | 1995 | 137.2 | 138.1 | 138.0 | 137.0 | 138.1 | 137.9 | 138.0 | 137.9 | 138.0 | 137.6 | 137.2 | 137.1 | 137.7 |
| | 1996 | 137.9 | 137.4 | 137.6 | 137.9 | 137.1 | 137.3 | 137.2 | 136.5 | 136.8 | 137.2 | 136.8 | 136.7 | 137.2 |
| | 1997 | 136.8 | 135.6 | 137.0 | | | | | | | | | | |
| Prescribed medicines – Médicaments prescrits P709088 | 1994 | 147.5 | 146.7 | 146.6 | 146.7 | 146.7 | 146.7 | 146.1 | 141.6 | 139.1 | 139.0 | 139.2 | 139.8 | 143.8 |
| | 1995 | 139.0 | 139.1 | 139.4 | 139.3 | 139.2 | 139.1 | 139.2 | 139.5 | 139.5 | 139.5 | 139.4 | 138.5 | 139.2 |
| | 1996 | 139.0 | 139.1 | 139.0 | 138.9 | 137.9 | 138.1 | 138.1 | 138.0 | 137.9 | 137.7 | 137.7 | 137.9 | 138.3 |
| | 1997 | 137.9 | 137.7 | 139.1 | | | | | | | | | | |
| Non-prescribed medicines – Médicaments non prescrits P709089 | 1994 | 141.2 | 144.4 | 140.7 | 141.0 | 142.3 | 141.5 | 143.9 | 142.3 | 140.3 | 139.6 | 138.2 | 136.4 | 141.0 |
| | 1995 | 138.4 | 140.8 | 140.0 | 137.2 | 140.7 | 140.4 | 140.4 | 139.4 | 139.9 | 138.7 | 137.5 | 138.9 | 139.4 |
| | 1996 | 140.5 | 138.8 | 139.6 | 140.7 | 140.1 | 140.6 | 140.0 | 138.2 | 139.3 | 140.9 | 139.8 | 138.9 | 139.8 |
| | 1997 | 139.2 | 136.1 | 137.6 | | | | | | | | | | |
| Personal care – Soins personnels P709091 | 1994 | 128.4 | 128.2 | 126.5 | 127.6 | 127.5 | 127.5 | 126.3 | 125.6 | 126.6 | 125.7 | 125.9 | 125.3 | 126.8 |
| | 1995 | 124.6 | 125.9 | 125.3 | 125.7 | 125.7 | 125.6 | 125.8 | 126.1 | 125.4 | 125.5 | 124.4 | 124.5 | 125.4 |
| | 1996 | 124.8 | 124.9 | 125.6 | 125.4 | 125.5 | 125.1 | 126.7 | 127.5 | 125.7 | 126.3 | 129.4 | 129.4 | 126.4 |
| | 1997 | 129.0 | 129.0 | 128.2 | | | | | | | | | | |
| RECREATION, EDUCATION AND READING – LOISIRS, FORMATION ET LECTURE P709094 | 1994 | 135.2 | 136.1 | 136.1 | 136.1 | 137.2 | 137.1 | 139.9 | 139.8 | 142.1 | 140.7 | 140.6 | 139.8 | 138.4 |
| | 1995 | 139.1 | 140.3 | 141.1 | 141.0 | 142.3 | 142.1 | 146.5 | 146.4 | 147.7 | 145.6 | 146.5 | 143.2 | 143.5 |
| | 1996 | 143.4 | 144.3 | 144.7 | 145.2 | 147.2 | 147.2 | 151.9 | 151.8 | 152.1 | 149.9 | 147.9 | 146.9 | 147.7 |
| | 1997 | 147.0 | 147.9 | 148.1 | | | | | | | | | | |
| Recreation – Loisirs P709095 | 1994 | 125.3 | 126.2 | 126.4 | 126.4 | 127.8 | 127.5 | 131.0 | 130.8 | 131.0 | 129.2 | 129.1 | 128.1 | 128.2 |
| | 1995 | 127.1 | 128.6 | 129.3 | 129.1 | 130.5 | 130.2 | 135.2 | 135.1 | 135.0 | 132.2 | 133.3 | 129.3 | 131.2 |
| | 1996 | 129.5 | 130.5 | 130.7 | 131.2 | 133.4 | 133.1 | 138.6 | 138.5 | 137.2 | 134.8 | 132.5 | 131.5 | 133.5 |
| | 1997 | 131.6 | 132.5 | 132.5 | | | | | | | | | | |
| Education and reading – Formation et lecture P709103 | 1994 | 175.0 | 175.3 | 174.7 | 175.0 | 175.0 | 175.3 | 175.7 | 175.7 | 186.2 | 186.7 | 186.7 | 187.1 | 179.0 |
| | 1995 | 187.7 | 187.7 | 189.1 | 189.4 | 189.4 | 190.6 | 190.7 | 190.7 | 199.9 | 201.4 | 201.4 | 202.2 | 193.4 |
| | 1996 | 202.5 | 202.5 | 204.0 | 205.0 | 205.0 | 206.8 | 206.8 | 206.8 | 215.8 | 214.9 | 214.9 | 214.1 | 208.3 |
| | 1997 | 214.4 | 214.4 | 216.1 | | | | | | | | | | |

TABLE - 8 (Continued)

The Consumer Price Indexes Major Components, Selected Sub-groups and Special Aggregates (Not Seasonally Adjusted), 1994-1997, Provinces, Whitehorse and Yellowknife, 1986=100

TABLEAU - 8 (Suite)

Indices des prix à la consommation, composantes principales, sous-groupes et agrégats spéciaux (non désaisonnalisés), 1994-1997, Provinces, Whitehorse et Yellowknife, 1986=100

| | | Indexes - Indices | | | | | | | | | | | | Annual average |
|--|------|-------------------|-------|-------|-------|-------|-------|---------|-------|-------|-------|-------|-------|------------------|
| | | Jan. | Feb. | March | April | May | June | July | Aug. | Sept. | Oct. | Nov. | Dec. | |
| ALBERTA | | Jan. | Fév. | Mars | Avril | Mai | Juin | Juillet | Août | Sept. | Oct. | Nov. | Déc. | Moyenne annuelle |
| ALCOHOLIC BEVERAGES AND TOBACCO PRODUCTS – BOISSONS ALCOOLISÉES ET PRODUITS DU TABAC P709107 | 1994 | 183.3 | 179.8 | 178.5 | 178.3 | 178.0 | 177.6 | 178.3 | 177.5 | 176.6 | 176.4 | 176.6 | 176.5 | 178.1 |
| | 1995 | 176.7 | 177.5 | 177.1 | 176.7 | 177.1 | 177.3 | 177.3 | 177.2 | 177.5 | 177.6 | 178.4 | 178.8 | 177.4 |
| | 1996 | 179.1 | 179.5 | 179.6 | 179.2 | 180.1 | 179.8 | 179.8 | 180.0 | 180.0 | 179.7 | 179.1 | 179.8 | 179.6 |
| | 1997 | 180.1 | 181.1 | 181.1 | | | | | | | | | | |
| Alcoholic beverages – Boissons alcoolisées P709108 | 1994 | 147.9 | 157.1 | 155.9 | 155.6 | 155.1 | 155.7 | 156.9 | 155.9 | 155.0 | 154.6 | 154.7 | 154.1 | 154.9 |
| | 1995 | 154.4 | 154.6 | 154.5 | 153.5 | 154.0 | 154.1 | 154.4 | 154.4 | 154.7 | 154.9 | 156.1 | 156.6 | 154.7 |
| | 1996 | 157.1 | 157.6 | 157.7 | 157.2 | 157.5 | 157.5 | 157.5 | 157.4 | 157.5 | 157.3 | 156.2 | 156.2 | 157.2 |
| | 1997 | 156.3 | 157.4 | 157.7 | | | | | | | | | | |
| Alcoholic beverages purchased from stores – Boissons alcoolisées achetées au magasin P709110 | 1994 | 141.5 | 156.0 | 154.1 | 153.5 | 153.3 | 154.1 | 156.4 | 156.7 | 155.3 | 154.9 | 154.2 | 153.3 | 153.6 |
| | 1995 | 153.7 | 153.9 | 153.4 | 152.0 | 152.1 | 152.3 | 152.6 | 152.6 | 153.2 | 153.4 | 155.4 | 156.1 | 153.4 |
| | 1996 | 156.9 | 156.7 | 156.8 | 156.1 | 156.7 | 156.8 | 156.5 | 155.9 | 156.2 | 155.9 | 155.1 | 155.1 | 156.2 |
| | 1997 | 155.4 | 156.1 | 156.4 | | | | | | | | | | |
| Tobacco products and smokers' supplies – Produit du tabac et articles pour fumeurs P709114 | 1994 | 267.5 | 234.5 | 232.7 | 232.5 | 232.8 | 230.2 | 229.6 | 229.3 | 228.2 | 228.7 | 229.4 | 230.2 | 233.8 |
| | 1995 | 230.2 | 232.4 | 231.5 | 232.2 | 232.3 | 233.0 | 232.4 | 232.0 | 232.0 | 232.0 | 232.0 | 232.0 | 232.0 |
| | 1996 | 232.0 | 232.0 | 232.2 | 232.0 | 234.2 | 233.3 | 233.4 | 234.1 | 234.1 | 233.4 | 234.2 | 236.4 | 233.4 |
| | 1997 | 236.9 | 237.9 | 237.1 | | | | | | | | | | |
| SELECTED SPECIAL AGGREGATES – CERTAINS AGRÉGATS SPÉCIAUX | | | | | | | | | | | | | | |
| All-items excluding food – Ensemble sans les aliments P709126 | 1994 | 131.4 | 131.5 | 131.0 | 131.7 | 131.8 | 132.0 | 132.8 | 133.1 | 133.6 | 132.9 | 133.3 | 133.7 | 132.4 |
| | 1995 | 133.4 | 134.0 | 134.4 | 134.5 | 135.0 | 134.9 | 135.7 | 135.6 | 136.0 | 135.9 | 136.6 | 135.7 | 135.1 |
| | 1996 | 136.0 | 136.2 | 137.5 | 137.9 | 138.3 | 137.7 | 138.8 | 139.0 | 139.2 | 138.6 | 138.8 | 138.9 | 138.1 |
| | 1997 | 139.5 | 140.0 | 140.3 | | | | | | | | | | |
| All-items excluding food and energy – Ensemble sans les aliments et l'énergie P709127 | 1994 | 131.8 | 131.9 | 131.7 | 131.8 | 131.9 | 131.9 | 132.7 | 132.8 | 133.2 | 133.0 | 133.5 | 133.8 | 132.5 |
| | 1995 | 133.8 | 134.6 | 134.9 | 134.8 | 135.0 | 135.1 | 136.1 | 136.4 | 136.9 | 136.7 | 137.4 | 136.6 | 135.7 |
| | 1996 | 137.0 | 137.1 | 137.8 | 138.0 | 138.1 | 137.8 | 138.9 | 139.1 | 139.2 | 138.8 | 139.0 | 138.9 | 138.3 |
| | 1997 | 139.0 | 139.2 | 139.7 | | | | | | | | | | |
| All-items excluding energy – Ensemble sans l'énergie P709129 | 1994 | 129.1 | 128.9 | 128.8 | 128.9 | 129.0 | 129.0 | 129.9 | 129.8 | 130.3 | 130.3 | 130.6 | 131.0 | 129.6 |
| | 1995 | 131.3 | 132.0 | 132.0 | 132.3 | 132.3 | 132.3 | 133.1 | 133.3 | 133.6 | 133.5 | 134.1 | 133.8 | 132.8 |
| | 1996 | 134.1 | 134.1 | 134.7 | 135.1 | 135.2 | 135.0 | 136.0 | 136.0 | 136.3 | 136.1 | 136.6 | 136.6 | 135.5 |
| | 1997 | 137.0 | 137.1 | 137.5 | | | | | | | | | | |
| Energy – Énergie P709130 | 1994 | 126.4 | 125.7 | 123.2 | 129.6 | 130.3 | 132.6 | 133.2 | 135.6 | 136.9 | 131.3 | 131.0 | 132.8 | 130.7 |
| | 1995 | 129.2 | 127.2 | 129.5 | 131.8 | 135.2 | 132.9 | 131.7 | 127.3 | 127.7 | 128.2 | 128.7 | 126.6 | 129.7 |
| | 1996 | 125.8 | 127.4 | 134.2 | 137.2 | 139.8 | 137.0 | 137.5 | 137.2 | 138.9 | 136.4 | 136.4 | 138.5 | 135.5 |
| | 1997 | 144.9 | 148.0 | 146.8 | | | | | | | | | | |
| All-items excluding shelter – Ensemble sans le logement P709135 | 1994 | 128.8 | 128.6 | 128.1 | 129.1 | 129.3 | 129.5 | 130.6 | 130.7 | 131.3 | 130.8 | 130.9 | 131.5 | 129.9 |
| | 1995 | 131.7 | 132.5 | 132.8 | 133.3 | 133.5 | 133.2 | 133.9 | 133.8 | 134.2 | 134.0 | 134.6 | 134.2 | 133.5 |
| | 1996 | 134.4 | 134.5 | 135.9 | 136.6 | 136.9 | 136.4 | 137.5 | 137.7 | 138.1 | 137.6 | 138.2 | 138.5 | 136.9 |
| | 1997 | 138.8 | 139.3 | 139.6 | | | | | | | | | | |
| All-items excluding alcoholic beverages and tobacco products – Ensemble sans les boissons alcoolisées et les produits du tabac P709132 | 1994 | 125.5 | 125.5 | 125.2 | 125.8 | 126.0 | 126.2 | 127.0 | 127.2 | 127.8 | 127.4 | 127.7 | 128.2 | 126.6 |
| | 1995 | 128.2 | 128.6 | 128.9 | 129.3 | 129.6 | 129.4 | 130.1 | 130.0 | 130.3 | 130.2 | 130.8 | 130.4 | 129.7 |
| | 1996 | 130.6 | 130.7 | 131.7 | 132.4 | 132.6 | 132.2 | 133.2 | 133.2 | 133.6 | 133.2 | 133.7 | 133.9 | 132.6 |
| | 1997 | 134.7 | 135.0 | 135.3 | | | | | | | | | | |
| All-items excluding tobacco products – Ensemble sans les produits du tabac P709134 | 1994 | 126.6 | 127.0 | 126.6 | 127.3 | 127.3 | 127.7 | 128.5 | 128.6 | 129.2 | 128.7 | 128.9 | 129.5 | 128.0 |
| | 1995 | 129.5 | 130.0 | 130.2 | 130.6 | 130.9 | 130.7 | 131.4 | 131.3 | 131.5 | 131.5 | 132.0 | 131.7 | 130.9 |
| | 1996 | 131.9 | 132.0 | 133.1 | 133.7 | 133.9 | 133.5 | 134.4 | 134.5 | 134.8 | 134.5 | 134.9 | 135.1 | 133.9 |
| | 1997 | 135.9 | 136.2 | 136.5 | | | | | | | | | | |
| All-items (1981=100) – Ensemble (1981=100) P709137 | 1994 | 165.0 | 164.7 | 164.4 | 165.0 | 165.2 | 165.5 | 166.5 | 166.7 | 167.3 | 166.9 | 167.2 | 167.9 | 166.0 |
| | 1995 | 167.9 | 168.6 | 168.8 | 169.3 | 169.7 | 169.5 | 170.4 | 170.2 | 170.5 | 170.5 | 171.3 | 170.8 | 169.8 |
| | 1996 | 171.0 | 171.1 | 172.5 | 173.3 | 173.6 | 173.1 | 174.2 | 174.3 | 174.7 | 174.3 | 175.0 | 175.1 | 173.5 |
| | 1997 | 176.1 | 176.5 | 177.0 | | | | | | | | | | |

TABLE - 8 (Continued)

The Consumer Price Indexes Major Components, Selected Sub-groups and Special Aggregates (Not Seasonally Adjusted), 1994-1997, Provinces, Whitehorse and Yellowknife, 1986=100

TABLEAU - 8 (Suite)

Indices des prix à la consommation, composantes principales, sous-groupes et agrégats spéciaux (non désaisonnalisés), 1994-1997, Provinces, Whitehorse et Yellowknife, 1986=100

| | | Indexes - Indices | | | | | | | | | | | | Annual average Moyenne annuelle |
|---|------|-------------------|-------|-------|-------|-------|-------|---------|-------|-------|-------|-------|-------|------------------------------------|
| | | Jan. | Feb. | March | April | May | June | July | Aug. | Sept. | Oct. | Nov. | Dec. | |
| BRITISH COLUMBIA – COLOMBIE-BRITANNIQUE | | Jan. | Fév. | Mars | Avril | Mai | Juin | Juillet | Août | Sept. | Oct. | Nov. | Déc. | |
| ALL-ITEMS – ENSEMBLE | 1994 | 133.4 | 133.6 | 133.5 | 133.2 | 133.6 | 133.9 | 134.4 | 134.6 | 134.8 | 134.9 | 135.3 | 135.6 | 134.2 |
| | 1995 | 136.1 | 136.6 | 137.0 | 136.9 | 137.1 | 137.2 | 138.2 | 137.9 | 137.5 | 137.5 | 137.9 | 137.7 | 137.3 |
| | 1996 | 138.1 | 138.2 | 138.4 | 138.5 | 138.7 | 138.6 | 138.5 | 138.4 | 138.6 | 138.6 | 138.8 | 138.7 | 138.5 |
| P710000 | 1997 | 139.0 | 139.4 | 139.6 | | | | | | | | | | |
| FOOD – ALIMENTS | 1994 | 132.0 | 131.7 | 130.6 | 130.5 | 130.8 | 131.6 | 131.4 | 131.3 | 131.2 | 131.8 | 131.2 | 133.3 | 131.5 |
| | 1995 | 135.2 | 136.2 | 136.2 | 137.6 | 135.9 | 135.5 | 136.1 | 134.2 | 133.9 | 134.8 | 134.7 | 135.1 | 135.5 |
| | 1996 | 137.2 | 136.9 | 136.4 | 137.7 | 136.3 | 137.3 | 134.6 | 134.5 | 134.6 | 136.6 | 137.5 | 137.3 | 136.4 |
| P710001 | 1997 | 139.2 | 139.4 | 140.0 | | | | | | | | | | |
| Food purchased from stores – Aliments achetés au magasin | 1994 | 129.1 | 128.6 | 127.0 | 126.8 | 127.3 | 128.3 | 127.8 | 127.4 | 126.8 | 127.9 | 127.1 | 130.0 | 127.8 |
| | 1995 | 132.4 | 133.6 | 133.6 | 135.3 | 132.9 | 132.3 | 133.1 | 130.2 | 129.5 | 130.8 | 130.8 | 131.2 | 132.1 |
| | 1996 | 133.9 | 133.5 | 132.7 | 134.5 | 132.3 | 133.9 | 130.0 | 129.7 | 130.0 | 132.4 | 133.6 | 133.3 | 132.5 |
| P710002 | 1997 | 136.2 | 136.3 | 136.9 | | | | | | | | | | |
| Meat – Viande | 1994 | 143.6 | 143.4 | 141.2 | 142.0 | 141.6 | 144.1 | 141.8 | 139.9 | 142.5 | 144.8 | 142.7 | 143.1 | 142.6 |
| | 1995 | 143.5 | 144.2 | 144.9 | 147.2 | 141.0 | 141.3 | 143.0 | 142.3 | 140.2 | 144.3 | 141.9 | 142.2 | 143.0 |
| | 1996 | 145.8 | 145.4 | 141.6 | 146.8 | 143.4 | 149.3 | 144.8 | 144.6 | 145.6 | 146.6 | 148.3 | 144.1 | 145.5 |
| P710003 | 1997 | 147.3 | 148.6 | 149.5 | | | | | | | | | | |
| Fresh or frozen meat (excluding poultry) – Viande fraîche ou congelée (sauf la volaille) | 1994 | 149.1 | 147.9 | 148.0 | 147.2 | 147.3 | 150.7 | 145.1 | 141.8 | 144.4 | 149.2 | 150.2 | 147.7 | 147.4 |
| | 1995 | 149.0 | 151.1 | 148.5 | 153.4 | 141.4 | 142.1 | 145.6 | 146.7 | 142.1 | 148.1 | 142.7 | 148.1 | 146.6 |
| | 1996 | 146.4 | 147.8 | 140.6 | 149.6 | 143.4 | 150.5 | 136.8 | 141.8 | 136.7 | 137.1 | 140.6 | 134.8 | 142.2 |
| P710004 | 1997 | 142.1 | 141.0 | 140.1 | | | | | | | | | | |
| Fresh or frozen poultry meat – Volaille fraîche ou congelée | 1994 | 136.6 | 134.5 | 122.5 | 130.7 | 126.1 | 128.8 | 131.0 | 130.7 | 137.0 | 134.2 | 121.7 | 127.1 | 130.1 |
| | 1995 | 126.9 | 122.8 | 127.0 | 125.8 | 127.9 | 129.3 | 129.2 | 123.5 | 125.3 | 128.4 | 127.9 | 116.3 | 125.9 |
| | 1996 | 137.2 | 129.7 | 133.1 | 136.5 | 128.0 | 132.8 | 141.3 | 134.8 | 145.0 | 146.1 | 145.8 | 140.3 | 137.6 |
| P710007 | 1997 | 137.9 | 146.3 | 147.9 | | | | | | | | | | |
| Processed meat – Viande traitée | 1994 | 138.4 | 141.1 | 142.2 | 140.4 | 142.1 | 142.9 | 143.2 | 142.4 | 142.4 | 143.9 | 143.9 | 145.6 | 142.4 |
| | 1995 | 145.2 | 147.0 | 150.4 | 151.2 | 148.2 | 146.7 | 147.1 | 147.2 | 146.3 | 148.1 | 149.0 | 150.1 | 148.0 |
| | 1996 | 149.0 | 151.1 | 147.3 | 147.9 | 152.9 | 157.3 | 157.9 | 154.2 | 157.8 | 159.8 | 160.1 | 159.3 | 154.6 |
| P710009 | 1997 | 160.4 | 159.9 | 163.0 | | | | | | | | | | |
| Fish and other seafood – Poisson et autres produits de la mer | 1994 | 145.2 | 144.0 | 146.1 | 146.6 | 147.5 | 148.6 | 149.2 | 149.3 | 150.2 | 150.6 | 151.5 | 153.4 | 148.5 |
| | 1995 | 154.4 | 157.6 | 156.8 | 159.6 | 161.3 | 160.9 | 159.6 | 160.5 | 162.0 | 162.2 | 161.0 | 156.3 | 159.4 |
| | 1996 | 161.0 | 161.8 | 158.6 | 155.3 | 156.4 | 155.5 | 155.1 | 155.0 | 156.3 | 157.3 | 157.9 | 155.4 | 157.1 |
| P710010 | 1997 | 160.8 | 161.0 | 159.6 | | | | | | | | | | |
| Dairy products – Produits laitiers | 1994 | 111.7 | 109.8 | 108.8 | 107.3 | 107.3 | 107.8 | 108.4 | 108.0 | 108.1 | 108.7 | 109.1 | 112.6 | 109.0 |
| | 1995 | 111.8 | 113.9 | 114.3 | 114.4 | 113.6 | 113.5 | 115.7 | 113.0 | 112.9 | 114.0 | 115.7 | 115.0 | 114.0 |
| | 1996 | 115.9 | 117.6 | 117.4 | 117.0 | 117.0 | 116.6 | 115.9 | 117.3 | 118.3 | 118.2 | 119.3 | 120.6 | 117.6 |
| P710013 | 1997 | 122.5 | 123.4 | 123.3 | | | | | | | | | | |
| Eggs – Oeufs | 1994 | 119.7 | 119.7 | 123.3 | 121.4 | 123.4 | 119.6 | 121.9 | 121.4 | 127.6 | 126.6 | 117.9 | 129.5 | 122.7 |
| | 1995 | 130.2 | 131.0 | 130.2 | 126.9 | 130.5 | 128.8 | 128.4 | 130.8 | 133.8 | 132.9 | 132.0 | 134.6 | 130.8 |
| | 1996 | 135.3 | 139.7 | 137.6 | 129.9 | 133.2 | 132.5 | 139.0 | 119.7 | 136.7 | 143.9 | 129.6 | 141.9 | 134.9 |
| P710017 | 1997 | 146.4 | 141.8 | 131.8 | | | | | | | | | | |
| Bakery and other cereal products – Produits de boulangerie et autres produits céréaliers | 1994 | 128.7 | 128.6 | 131.2 | 132.0 | 131.5 | 130.6 | 132.5 | 132.3 | 132.0 | 130.7 | 128.8 | 134.1 | 131.1 |
| | 1995 | 134.8 | 137.9 | 138.2 | 140.0 | 136.8 | 136.8 | 136.3 | 135.1 | 140.0 | 139.7 | 138.3 | 141.2 | 137.9 |
| | 1996 | 140.7 | 142.5 | 141.6 | 141.2 | 139.5 | 139.3 | 136.9 | 140.4 | 139.7 | 144.3 | 142.3 | 144.4 | 141.1 |
| P710018 | 1997 | 145.1 | 144.1 | 145.4 | | | | | | | | | | |
| Bakery products – Produits de boulangerie | 1994 | 124.8 | 126.1 | 128.3 | 128.6 | 127.2 | 126.6 | 129.9 | 127.8 | 128.3 | 124.8 | 122.5 | 128.3 | 126.9 |
| | 1995 | 127.7 | 132.0 | 132.9 | 134.5 | 129.9 | 128.4 | 128.4 | 128.5 | 134.7 | 135.1 | 134.4 | 135.1 | 131.8 |
| | 1996 | 134.3 | 136.0 | 136.3 | 133.8 | 133.1 | 130.1 | 129.1 | 134.4 | 132.6 | 137.3 | 133.7 | 138.0 | 134.1 |
| P710019 | 1997 | 137.4 | 133.8 | 137.0 | | | | | | | | | | |
| Other cereal grains and cereal products – Autres grains céréaliers et produits céréaliers | 1994 | 136.0 | 133.4 | 136.6 | 138.4 | 139.6 | 138.0 | 137.4 | 140.6 | 139.0 | 141.9 | 140.6 | 145.0 | 138.9 |
| | 1995 | 147.8 | 149.0 | 148.1 | 150.4 | 149.7 | 152.0 | 150.6 | 147.3 | 150.1 | 148.8 | 146.3 | 152.6 | 149.4 |
| | 1996 | 152.6 | 154.5 | 151.7 | 154.7 | 151.5 | 155.8 | 150.9 | 151.8 | 152.8 | 157.2 | 157.9 | 156.4 | 154.0 |
| P710020 | 1997 | 159.2 | 162.3 | 160.7 | | | | | | | | | | |
| Fresh fruit – Fruits frais | 1994 | 103.6 | 108.2 | 103.2 | 106.1 | 108.5 | 110.3 | 114.8 | 119.7 | 108.7 | 110.2 | 100.9 | 108.6 | 108.6 |
| | 1995 | 112.2 | 110.2 | 110.4 | 109.0 | 112.3 | 111.5 | 117.3 | 111.7 | 103.3 | 110.3 | 110.5 | 109.0 | 110.6 |
| | 1996 | 111.5 | 100.4 | 104.9 | 111.1 | 108.1 | 109.6 | 98.7 | 99.8 | 99.0 | 105.3 | 101.9 | 106.7 | 104.8 |
| P710022 | 1997 | 112.1 | 100.9 | 103.3 | | | | | | | | | | |

TABLE - 8 (Continued)

The Consumer Price Indexes Major Components, Selected Sub-groups and Special Aggregates (Not Seasonally Adjusted), 1994-1997, Provinces, Whitehorse and Yellowknife, 1986=100

TABLEAU - 8 (Suite)

Indices des prix à la consommation, composantes principales, sous-groupes et agrégats spéciaux (non désaisonnalisés), 1994-1997, Provinces, Whitehorse et Yellowknife, 1986=100

| | | Indexes - Indices | | | | | | | | | | | | Annual average Moyenne annuelle |
|---|------|-------------------|-------|-------|-------|-------|-------|---------|-------|-------|-------|-------|-------|------------------------------------|
| | | Jan. | Feb. | March | April | May | June | July | Aug. | Sept. | Oct. | Nov. | Dec. | |
| BRITISH COLUMBIA – COLOMBIE-BRITANNIQUE | | Jan. | Fév. | Mars | Avril | Mai | Juin | Juillet | Août | Sept. | Oct. | Nov. | Déc. | |
| Fresh vegetables – Légumes frais P710025 | 1994 | 155.5 | 145.2 | 136.8 | 133.2 | 136.2 | 142.2 | 128.9 | 120.9 | 110.8 | 111.1 | 128.6 | 128.8 | 131.5 |
| | 1995 | 141.2 | 136.4 | 135.2 | 154.3 | 138.0 | 135.6 | 129.6 | 107.0 | 102.9 | 103.2 | 105.8 | 109.5 | 124.9 |
| | 1996 | 120.7 | 113.1 | 117.8 | 128.0 | 114.4 | 121.0 | 101.4 | 99.5 | 95.2 | 100.0 | 110.3 | 107.3 | 110.7 |
| | 1997 | 117.3 | 124.9 | 124.0 | | | | | | | | | | |
| Non-alcoholic beverages – Boissons non alcoolisées P710031 | 1994 | 98.0 | 101.0 | 92.0 | 88.9 | 86.8 | 88.3 | 81.6 | 84.4 | 83.1 | 85.4 | 83.4 | 81.8 | 87.9 |
| | 1995 | 92.8 | 89.8 | 87.2 | 83.0 | 84.9 | 81.2 | 85.6 | 87.7 | 81.5 | 86.2 | 87.2 | 77.7 | 85.4 |
| | 1996 | 88.9 | 85.5 | 84.9 | 79.4 | 90.1 | 83.2 | 82.4 | 82.6 | 78.5 | 88.6 | 90.9 | 83.0 | 84.8 |
| | 1997 | 79.9 | 87.1 | 86.9 | | | | | | | | | | |
| Food purchased from restaurants – Aliments achetés au restaurant P710032 | 1994 | 138.7 | 138.9 | 139.0 | 139.2 | 139.1 | 139.4 | 140.0 | 140.3 | 141.4 | 140.9 | 140.8 | 140.9 | 139.9 |
| | 1995 | 141.5 | 142.0 | 142.3 | 142.7 | 142.9 | 142.8 | 143.0 | 143.5 | 144.1 | 144.2 | 143.8 | 144.2 | 143.1 |
| | 1996 | 144.7 | 144.5 | 144.7 | 145.0 | 145.4 | 145.3 | 145.3 | 145.5 | 145.4 | 146.5 | 146.5 | 146.5 | 145.4 |
| | 1997 | 145.9 | 146.5 | 146.9 | | | | | | | | | | |
| SHELTER – LOGEMENT P710033 | 1994 | 129.2 | 129.1 | 129.2 | 127.4 | 127.8 | 127.8 | 127.8 | 127.9 | 127.9 | 128.4 | 128.9 | 129.0 | 128.4 |
| | 1995 | 129.3 | 128.9 | 129.2 | 126.8 | 127.3 | 128.4 | 128.3 | 128.3 | 127.9 | 127.8 | 127.9 | 127.8 | 128.2 |
| | 1996 | 127.2 | 127.1 | 127.2 | 126.0 | 125.7 | 125.5 | 125.4 | 125.0 | 125.4 | 125.1 | 125.6 | 125.6 | 125.9 |
| | 1997 | 125.6 | 125.4 | 125.3 | | | | | | | | | | |
| Rented accommodation – Logement en location P710034 | 1994 | 131.7 | 131.8 | 132.0 | 132.2 | 132.4 | 132.6 | 132.7 | 133.0 | 133.1 | 133.2 | 133.4 | 133.6 | 132.6 |
| | 1995 | 133.7 | 133.9 | 134.0 | 134.1 | 134.5 | 134.7 | 134.8 | 135.0 | 135.4 | 135.3 | 135.6 | 135.8 | 134.7 |
| | 1996 | 135.9 | 136.1 | 136.2 | 136.4 | 136.6 | 136.8 | 137.0 | 137.2 | 137.4 | 137.5 | 137.7 | 137.8 | 136.9 |
| | 1997 | 137.9 | 138.0 | 138.1 | | | | | | | | | | |
| Rent – Loyer P710035 | 1994 | 131.6 | 131.7 | 131.9 | 132.2 | 132.3 | 132.5 | 132.6 | 133.0 | 133.1 | 133.3 | 133.5 | 133.6 | 132.6 |
| | 1995 | 133.7 | 133.9 | 134.0 | 134.1 | 134.3 | 134.5 | 134.7 | 134.9 | 135.2 | 135.3 | 135.6 | 135.8 | 134.7 |
| | 1996 | 135.9 | 136.1 | 136.3 | 136.4 | 136.6 | 136.7 | 137.0 | 137.1 | 137.2 | 137.4 | 137.6 | 137.7 | 136.8 |
| | 1997 | 137.8 | 137.9 | 138.0 | | | | | | | | | | |
| Owned accommodation – Logement en propriété P710036 | 1994 | 127.6 | 127.4 | 127.5 | 126.1 | 126.7 | 126.6 | 126.4 | 126.3 | 126.3 | 127.1 | 126.6 | 126.7 | 126.8 |
| | 1995 | 126.8 | 126.2 | 126.6 | 126.2 | 126.8 | 126.4 | 126.2 | 126.0 | 125.3 | 125.1 | 124.1 | 123.9 | 125.8 |
| | 1996 | 123.2 | 123.0 | 123.0 | 122.3 | 121.8 | 121.3 | 120.8 | 120.2 | 120.8 | 120.1 | 119.4 | 119.5 | 121.3 |
| | 1997 | 118.6 | 118.3 | 118.1 | | | | | | | | | | |
| Replacement cost – Coût de remplacement P710037 | 1994 | 134.2 | 134.4 | 134.8 | 133.5 | 133.5 | 133.1 | 132.8 | 131.4 | 131.3 | 130.6 | 129.7 | 129.0 | 132.4 |
| | 1995 | 127.4 | 127.4 | 126.3 | 125.0 | 124.6 | 123.8 | 122.8 | 122.3 | 121.6 | 120.8 | 118.7 | 117.6 | 123.2 |
| | 1996 | 116.5 | 116.4 | 115.7 | 114.6 | 113.0 | 112.4 | 111.4 | 111.3 | 112.0 | 111.9 | 110.9 | 110.7 | 113.1 |
| | 1997 | 109.3 | 109.1 | 109.2 | | | | | | | | | | |
| Homeowners' insurance premiums – Primes d'assurance de propriétaire P710039 | 1994 | 136.0 | 136.1 | 136.6 | 135.3 | 135.3 | 135.3 | 134.8 | 134.6 | 133.1 | 133.0 | 132.3 | 133.5 | 134.7 |
| | 1995 | 133.0 | 131.8 | 131.6 | 130.4 | 128.9 | 128.3 | 128.0 | 127.0 | 126.5 | 125.7 | 123.4 | 122.4 | 128.1 |
| | 1996 | 121.5 | 121.2 | 120.8 | 119.4 | 117.5 | 116.9 | 116.1 | 115.9 | 116.2 | 116.1 | 115.0 | 114.9 | 117.6 |
| | 1997 | 113.6 | 113.2 | 111.7 | | | | | | | | | | |
| Homeowners' maintenance and repairs – Entretien et réparations par le propriétaire P710040 | 1994 | 127.2 | 127.3 | 130.6 | 121.1 | 127.9 | 126.8 | 124.1 | 124.0 | 122.5 | 119.8 | 115.3 | 115.8 | 123.5 |
| | 1995 | 119.4 | 112.2 | 117.6 | 115.8 | 122.3 | 121.4 | 122.7 | 124.4 | 119.2 | 116.9 | 114.3 | 116.6 | 118.6 |
| | 1996 | 114.5 | 116.2 | 120.2 | 118.0 | 119.0 | 118.3 | 118.8 | 116.2 | 122.4 | 118.2 | 116.8 | 121.5 | 118.3 |
| | 1997 | 121.7 | 121.7 | 121.3 | | | | | | | | | | |
| Water, fuel and electricity – Eau, combustible et électricité P710041 | 1994 | 129.8 | 129.8 | 130.0 | 122.5 | 122.6 | 122.6 | 123.2 | 123.2 | 123.3 | 123.2 | 128.2 | 128.8 | 125.6 |
| | 1995 | 130.2 | 130.2 | 130.2 | 112.4 | 113.4 | 123.2 | 123.4 | 123.5 | 123.4 | 123.5 | 128.9 | 128.9 | 124.3 |
| | 1996 | 127.0 | 127.0 | 127.2 | 121.0 | 121.1 | 121.1 | 122.2 | 122.2 | 122.2 | 122.4 | 129.5 | 129.5 | 124.4 |
| | 1997 | 133.1 | 133.3 | 133.3 | | | | | | | | | | |
| Electricity – Électricité P710042 | 1994 | 121.6 | 121.6 | 121.9 | 124.8 | 124.8 | 124.8 | 124.8 | 124.8 | 124.8 | 124.8 | 124.8 | 124.8 | 124.0 |
| | 1995 | 124.6 | 124.6 | 124.6 | 105.6 | 105.6 | 121.4 | 121.4 | 121.4 | 121.4 | 121.4 | 121.4 | 121.4 | 119.6 |
| | 1996 | 121.4 | 121.4 | 121.4 | 121.4 | 121.4 | 121.4 | 121.9 | 121.9 | 121.9 | 121.9 | 121.9 | 121.9 | 121.7 |
| | 1997 | 122.3 | 122.3 | 122.3 | | | | | | | | | | |
| Piped gas – Gaz P710044 | 1994 | 136.3 | 136.3 | 136.3 | 113.0 | 113.0 | 113.0 | 113.0 | 113.0 | 113.0 | 113.0 | 126.3 | 127.6 | 121.2 |
| | 1995 | 131.1 | 131.1 | 131.1 | 105.5 | 108.5 | 112.6 | 113.0 | 113.0 | 113.0 | 113.0 | 131.4 | 131.4 | 119.6 |
| | 1996 | 123.5 | 123.5 | 123.5 | 102.1 | 102.1 | 102.1 | 103.3 | 103.3 | 103.3 | 103.3 | 126.4 | 126.4 | 111.9 |
| | 1997 | 136.8 | 136.8 | 136.8 | | | | | | | | | | |
| Fuel oil and other fuel – Mazout et autres combustibles P710045 | 1994 | 121.9 | 122.1 | 122.2 | 122.1 | 122.8 | 122.8 | 122.8 | 122.8 | 123.7 | 123.1 | 123.0 | 123.1 | 122.7 |
| | 1995 | 123.1 | 122.7 | 122.7 | 123.6 | 124.2 | 124.2 | 124.2 | 124.2 | 123.4 | 124.0 | 124.2 | 124.2 | 123.7 |
| | 1996 | 124.3 | 124.3 | 125.8 | 126.5 | 128.5 | 128.5 | 128.5 | 128.5 | 128.4 | 130.9 | 134.4 | 134.2 | 128.6 |
| | 1997 | 135.5 | 136.9 | 136.8 | | | | | | | | | | |

TABLE - 8 (Continued)

The Consumer Price Indexes Major Components, Selected Sub-groups and Special Aggregates (Not Seasonally Adjusted), 1994-1997, Provinces, Whitehorse and Yellowknife, 1986=100

TABLEAU - 8 (Suite)

Indices des prix à la consommation, composantes principales, sous-groupes et agrégats spéciaux (non désaisonnalisés), 1994-1997, Provinces, Whitehorse et Yellowknife, 1986=100

| | | Indexes - Indices | | | | | | | | | | | | Annual average |
|--|------|-------------------|-------|-------|-------|-------|-------|---------|-------|-------|-------|-------|-------|------------------|
| | | Jan. | Feb. | March | April | May | June | July | Aug. | Sept. | Oct. | Nov. | Dec. | |
| BRITISH COLUMBIA – COLOMBIE-BRITANNIQUE | | Jan. | Fév. | Mars | Avril | Mai | Juin | Juillet | Août | Sept. | Oct. | Nov. | Déc. | Moyenne annuelle |
| HOUSEHOLD OPERATIONS AND FURNISHINGS – DÉPENSES ET ÉQUIPEMENT DU MÉNAGE P710046 | 1994 | 121.0 | 122.2 | 121.9 | 122.0 | 121.6 | 121.0 | 121.4 | 121.1 | 121.7 | 121.7 | 121.4 | 122.0 | 121.6 |
| | 1995 | 122.3 | 123.5 | 124.4 | 125.8 | 125.6 | 124.0 | 124.4 | 125.0 | 124.0 | 125.3 | 125.1 | 126.1 | 124.6 |
| | 1996 | 127.7 | 127.7 | 128.2 | 126.6 | 125.7 | 127.1 | 127.0 | 127.2 | 127.2 | 126.6 | 126.6 | 127.8 | 127.1 |
| | 1997 | 128.9 | 127.9 | 128.6 | | | | | | | | | | |
| Household operations – Dépenses du ménage P710047 | 1994 | 123.5 | 124.6 | 123.6 | 123.6 | 122.6 | 122.1 | 123.1 | 122.9 | 122.4 | 122.7 | 122.6 | 123.3 | 123.1 |
| | 1995 | 123.3 | 124.8 | 126.1 | 127.2 | 126.5 | 126.5 | 126.8 | 127.5 | 126.3 | 127.3 | 127.4 | 127.9 | 126.5 |
| | 1996 | 131.3 | 131.5 | 131.9 | 132.1 | 130.6 | 130.8 | 130.7 | 131.1 | 131.0 | 130.7 | 130.4 | 130.8 | 131.1 |
| | 1997 | 133.4 | 133.4 | 133.3 | | | | | | | | | | |
| Telephone services – Services téléphoniques P710049 | 1994 | 87.7 | 87.7 | 86.8 | 86.8 | 86.8 | 86.8 | 86.9 | 86.9 | 86.9 | 86.9 | 86.9 | 86.9 | 87.0 |
| | 1995 | 86.9 | 87.1 | 87.1 | 87.1 | 87.1 | 87.1 | 87.1 | 87.1 | 87.1 | 86.8 | 86.8 | 86.8 | 87.0 |
| | 1996 | 92.7 | 92.7 | 92.7 | 92.3 | 92.3 | 92.3 | 92.3 | 92.3 | 92.3 | 92.3 | 90.6 | 90.6 | 92.1 |
| | 1997 | 94.6 | 93.8 | 93.8 | | | | | | | | | | |
| Household furnishings – Équipement du ménage P710054 | 1994 | 117.9 | 119.3 | 119.8 | 120.0 | 120.3 | 119.5 | 119.3 | 118.8 | 120.7 | 120.4 | 119.9 | 120.3 | 119.7 |
| | 1995 | 121.0 | 121.7 | 122.3 | 123.8 | 124.5 | 121.0 | 121.4 | 121.8 | 121.1 | 122.8 | 122.2 | 123.8 | 122.3 |
| | 1996 | 123.3 | 123.0 | 123.6 | 119.9 | 119.7 | 122.4 | 122.4 | 122.4 | 122.6 | 121.6 | 122.0 | 124.0 | 122.2 |
| | 1997 | 123.3 | 121.2 | 123.0 | | | | | | | | | | |
| CLOTHING AND FOOTWEAR – HABILLEMENT ET CHAUSSURES P710061 | 1994 | 126.6 | 129.6 | 130.2 | 130.8 | 128.5 | 130.1 | 129.1 | 130.2 | 130.2 | 130.2 | 130.4 | 129.2 | 129.6 |
| | 1995 | 130.3 | 132.4 | 130.3 | 131.2 | 130.8 | 129.0 | 130.5 | 132.6 | 129.4 | 130.3 | 130.1 | 129.7 | 130.6 |
| | 1996 | 130.3 | 130.3 | 130.2 | 130.5 | 127.6 | 128.2 | 130.0 | 131.0 | 131.6 | 133.2 | 130.7 | 130.8 | 130.4 |
| | 1997 | 129.9 | 132.0 | 131.5 | | | | | | | | | | |
| Clothing – Habillement P710062 | 1994 | 129.7 | 132.6 | 133.0 | 134.1 | 131.1 | 132.9 | 131.4 | 132.6 | 132.3 | 132.3 | 132.1 | 130.8 | 132.1 |
| | 1995 | 133.1 | 134.3 | 131.5 | 133.5 | 132.3 | 129.7 | 132.7 | 134.9 | 129.8 | 131.2 | 130.5 | 130.1 | 132.0 |
| | 1996 | 131.7 | 131.1 | 129.6 | 129.5 | 126.6 | 127.5 | 131.7 | 132.0 | 132.0 | 134.5 | 130.9 | 131.4 | 130.7 |
| | 1997 | 130.5 | 134.6 | 133.5 | | | | | | | | | | |
| Women's clothing – Vêtements pour femmes P710063 | 1994 | 132.1 | 135.5 | 134.6 | 135.5 | 131.1 | 134.9 | 134.3 | 135.8 | 135.4 | 134.3 | 133.5 | 133.0 | 134.2 |
| | 1995 | 135.5 | 136.5 | 133.0 | 135.6 | 133.5 | 131.5 | 134.0 | 138.5 | 129.5 | 130.0 | 127.3 | 129.4 | 132.9 |
| | 1996 | 135.2 | 132.8 | 129.0 | 128.7 | 123.7 | 128.4 | 131.8 | 132.1 | 133.6 | 134.3 | 130.2 | 131.0 | 130.9 |
| | 1997 | 130.4 | 135.3 | 134.7 | | | | | | | | | | |
| Men's clothing – Vêtements pour hommes P710064 | 1994 | 128.2 | 130.6 | 132.7 | 134.2 | 133.3 | 132.0 | 129.3 | 130.1 | 130.0 | 131.8 | 132.4 | 129.4 | 131.2 |
| | 1995 | 132.6 | 134.5 | 131.2 | 133.1 | 132.9 | 128.2 | 133.1 | 133.2 | 132.6 | 134.9 | 136.4 | 133.2 | 133.0 |
| | 1996 | 130.3 | 131.4 | 132.7 | 133.4 | 131.8 | 127.7 | 131.1 | 133.3 | 132.6 | 136.4 | 133.6 | 134.0 | 132.4 |
| | 1997 | 132.2 | 135.2 | 134.2 | | | | | | | | | | |
| Footwear – Chaussures P710066 | 1994 | 122.9 | 124.4 | 124.7 | 126.0 | 124.8 | 126.5 | 125.3 | 125.4 | 126.4 | 126.9 | 127.8 | 125.0 | 125.5 |
| | 1995 | 121.1 | 129.2 | 127.6 | 127.3 | 129.0 | 129.4 | 126.0 | 129.5 | 130.4 | 130.6 | 130.4 | 130.0 | 128.4 |
| | 1996 | 126.2 | 129.0 | 134.1 | 135.5 | 131.7 | 131.4 | 125.6 | 129.5 | 134.4 | 133.7 | 133.5 | 133.0 | 131.5 |
| | 1997 | 130.1 | 132.7 | 133.8 | | | | | | | | | | |
| TRANSPORTATION – TRANSPORTS P710069 | 1994 | 138.4 | 139.1 | 139.8 | 140.4 | 141.6 | 142.4 | 144.4 | 144.9 | 144.9 | 144.9 | 146.8 | 147.0 | 142.9 |
| | 1995 | 146.9 | 146.9 | 147.8 | 148.4 | 149.1 | 149.6 | 150.8 | 150.3 | 150.4 | 150.2 | 152.0 | 152.0 | 149.5 |
| | 1996 | 152.5 | 152.6 | 153.4 | 155.3 | 157.0 | 155.0 | 153.9 | 153.6 | 154.2 | 153.8 | 155.3 | 154.8 | 154.3 |
| | 1997 | 154.7 | 155.0 | 155.8 | | | | | | | | | | |
| Private transportation – Transport privé P710070 | 1994 | 140.5 | 140.9 | 141.9 | 142.2 | 143.9 | 144.2 | 145.2 | 145.7 | 146.2 | 146.6 | 148.8 | 148.2 | 144.5 |
| | 1995 | 148.8 | 148.7 | 149.7 | 150.5 | 151.2 | 151.4 | 152.1 | 151.6 | 152.1 | 152.0 | 154.2 | 153.5 | 151.3 |
| | 1996 | 154.7 | 154.8 | 154.9 | 156.9 | 158.8 | 156.9 | 155.1 | 154.7 | 155.7 | 155.3 | 156.7 | 155.3 | 155.8 |
| | 1997 | 155.4 | 156.6 | 156.6 | | | | | | | | | | |
| Purchase of automotive vehicles – Achat de véhicules automobiles P710072 | 1994 | 126.6 | 126.9 | 126.6 | 127.0 | 127.0 | 127.0 | 127.8 | 127.8 | 127.8 | 127.8 | 132.7 | 132.7 | 128.1 |
| | 1995 | 135.3 | 135.4 | 135.4 | 135.2 | 135.2 | 135.4 | 135.4 | 135.4 | 135.4 | 135.4 | 140.6 | 140.6 | 136.2 |
| | 1996 | 141.1 | 141.1 | 140.6 | 140.6 | 140.6 | 140.6 | 140.5 | 140.5 | 140.5 | 140.5 | 145.1 | 145.1 | 141.4 |
| | 1997 | 143.9 | 143.8 | 143.8 | | | | | | | | | | |
| Operation of automotive vehicles – Utilisation de véhicules automobiles P710073 | 1994 | 154.9 | 155.2 | 156.4 | 156.7 | 160.0 | 160.5 | 161.8 | 162.8 | 161.9 | 162.6 | 162.7 | 161.9 | 159.8 |
| | 1995 | 160.6 | 160.4 | 162.9 | 164.6 | 166.1 | 165.6 | 166.8 | 165.9 | 165.8 | 165.6 | 165.2 | 164.7 | 164.5 |
| | 1996 | 166.4 | 166.6 | 167.7 | 171.6 | 175.3 | 171.6 | 168.4 | 167.5 | 169.2 | 168.5 | 167.0 | 164.9 | 168.7 |
| | 1997 | 166.3 | 168.6 | 168.0 | | | | | | | | | | |
| Gasoline – Essence P710074 | 1994 | 113.2 | 113.9 | 116.6 | 116.7 | 124.2 | 125.3 | 128.0 | 130.4 | 128.2 | 129.8 | 129.7 | 127.6 | 123.6 |
| | 1995 | 121.8 | 121.3 | 126.9 | 131.7 | 134.9 | 133.6 | 134.3 | 132.2 | 132.1 | 131.6 | 131.5 | 130.3 | 130.2 |
| | 1996 | 125.3 | 125.8 | 128.1 | 136.0 | 144.4 | 144.5 | 137.0 | 135.0 | 138.7 | 137.2 | 133.5 | 128.7 | 134.5 |
| | 1997 | 131.9 | 137.3 | 135.8 | | | | | | | | | | |

TABLE - 8 (Continued)

The Consumer Price Indexes Major Components, Selected Sub-groups and Special Aggregates (Not Seasonally Adjusted), 1994-1997, Provinces, Whitehorse and Yellowknife, 1986=100

TABLEAU - 8 (Suite)

Indices des prix à la consommation, composantes principales, sous-groupes et agrégats spéciaux (non désaisonnalisés), 1994-1997, Provinces, Whitehorse et Yellowknife, 1986=100

| | | Indexes - Indices | | | | | | | | | | | | Annual average |
|---|------|-------------------|-------|-------|-------|-------|-------|---------|-------|-------|-------|-------|-------|------------------|
| | | Jan. | Feb. | March | April | May | June | July | Aug. | Sept. | Oct. | Nov. | Dec. | |
| BRITISH COLUMBIA – COLOMBIE-BRITANNIQUE | | Jan. | Fév. | Mars | Avril | Mai | Juin | Juillet | Août | Sept. | Oct. | Nov. | Déc. | Moyenne annuelle |
| Automotive vehicle parts, maintenance and repairs – Pièces, entretien et réparation de véhicules automobiles P710075 | 1994 | 129.8 | 129.9 | 129.9 | 130.8 | 131.0 | 131.0 | 131.3 | 131.4 | 131.2 | 131.2 | 131.9 | 131.8 | 130.9 |
| | 1995 | 131.8 | 131.8 | 131.8 | 130.4 | 130.4 | 130.4 | 134.5 | 134.5 | 134.5 | 134.5 | 132.8 | 132.8 | 132.5 |
| | 1996 | 132.8 | 132.8 | 132.8 | 135.2 | 135.2 | 135.2 | 135.3 | 135.3 | 135.3 | 135.3 | 135.6 | 135.6 | 134.7 |
| | 1997 | 135.6 | 135.6 | 135.6 | | | | | | | | | | |
| Other automotive vehicle operating expenses - Autres dépenses d'utilisation des véhicules automobiles P710076 | 1994 | 235.1 | 235.1 | 235.1 | 235.1 | 235.2 | 235.3 | 235.4 | 235.4 | 235.4 | 235.4 | 235.4 | 235.6 | 235.3 |
| | 1995 | 239.5 | 239.5 | 239.5 | 239.5 | 239.6 | 239.7 | 239.7 | 239.7 | 239.7 | 239.7 | 239.7 | 239.8 | 239.6 |
| | 1996 | 252.0 | 252.0 | 252.0 | 252.0 | 252.0 | 240.4 | 240.4 | 240.4 | 240.7 | 240.7 | 240.7 | 240.7 | 245.3 |
| | 1997 | 240.7 | 240.7 | 240.7 | | | | | | | | | | |
| Automotive vehicle insurance premiums - Primes d'assurance de véhicules automobiles P710077 | 1994 | 246.1 | 246.1 | 246.1 | 246.1 | 246.1 | 246.1 | 246.1 | 246.1 | 246.1 | 246.1 | 246.1 | 246.1 | 246.1 |
| | 1995 | 250.3 | 250.3 | 250.3 | 250.3 | 250.3 | 250.3 | 250.3 | 250.3 | 250.3 | 250.3 | 250.3 | 250.3 | 250.3 |
| | 1996 | 263.5 | 263.5 | 263.5 | 263.5 | 263.5 | 250.3 | 250.3 | 250.3 | 250.3 | 250.3 | 250.3 | 250.3 | 255.8 |
| | 1997 | 250.3 | 250.3 | 250.3 | | | | | | | | | | |
| Public transportation -- Transport public P710079 | 1994 | 134.3 | 137.8 | 136.3 | 138.2 | 136.3 | 140.8 | 150.4 | 150.0 | 146.6 | 144.3 | 143.9 | 150.0 | 142.4 |
| | 1995 | 142.5 | 142.8 | 143.6 | 141.9 | 142.8 | 145.9 | 153.4 | 151.8 | 147.7 | 146.1 | 144.4 | 152.3 | 146.3 |
| | 1996 | 144.9 | 145.4 | 154.1 | 154.9 | 154.8 | 151.3 | 157.8 | 158.8 | 154.5 | 153.6 | 156.7 | 166.3 | 154.4 |
| | 1997 | 164.2 | 155.0 | 164.5 | | | | | | | | | | |
| Local and commuter transportation – Transport local et de banlieue P710080 | 1994 | 143.5 | 143.5 | 143.5 | 143.6 | 143.6 | 145.9 | 146.1 | 146.1 | 146.1 | 146.1 | 146.1 | 146.1 | 145.0 |
| | 1995 | 146.3 | 146.3 | 146.3 | 146.3 | 146.3 | 146.3 | 146.5 | 146.5 | 146.5 | 146.5 | 146.5 | 146.5 | 146.4 |
| | 1996 | 147.0 | 147.0 | 147.0 | 147.0 | 147.0 | 147.0 | 147.6 | 147.6 | 147.6 | 147.6 | 147.6 | 147.6 | 147.3 |
| | 1997 | 148.5 | 148.5 | 148.5 | | | | | | | | | | |
| HEALTH AND PERSONAL CARE – SANTÉ ET SOINS PERSONNELS P710084 | 1994 | 130.7 | 131.9 | 132.6 | 133.5 | 134.0 | 132.9 | 132.7 | 133.1 | 132.8 | 133.3 | 133.4 | 132.6 | 132.8 |
| | 1995 | 132.7 | 132.8 | 132.3 | 133.7 | 133.2 | 133.7 | 133.4 | 133.9 | 133.6 | 134.1 | 133.9 | 134.9 | 133.5 |
| | 1996 | 133.7 | 133.5 | 134.1 | 134.6 | 135.3 | 135.2 | 134.0 | 134.5 | 135.0 | 135.0 | 135.2 | 135.1 | 134.6 |
| | 1997 | 134.4 | 136.1 | 136.2 | | | | | | | | | | |
| Health care – Soins de santé P710085 | 1994 | 130.5 | 131.2 | 131.0 | 133.4 | 133.4 | 132.9 | 133.1 | 133.3 | 133.2 | 133.3 | 133.5 | 133.7 | 132.7 |
| | 1995 | 133.0 | 133.5 | 133.0 | 134.0 | 133.8 | 134.1 | 133.8 | 134.1 | 134.1 | 134.3 | 133.8 | 134.3 | 133.8 |
| | 1996 | 134.3 | 134.4 | 134.7 | 135.8 | 136.2 | 136.4 | 134.7 | 135.3 | 135.2 | 135.2 | 135.2 | 134.9 | 135.2 |
| | 1997 | 135.1 | 135.7 | 135.6 | | | | | | | | | | |
| Medicinal and pharmaceutical products – Médicaments et produits pharmaceutiques P710087 | 1994 | 141.7 | 143.8 | 143.2 | 143.6 | 143.8 | 142.2 | 142.8 | 143.6 | 143.4 | 143.7 | 144.0 | 144.7 | 143.4 |
| | 1995 | 143.8 | 145.1 | 144.5 | 145.5 | 145.0 | 146.0 | 146.2 | 145.9 | 146.3 | 146.4 | 145.3 | 145.9 | 145.5 |
| | 1996 | 145.0 | 145.6 | 145.9 | 147.2 | 147.1 | 148.0 | 147.7 | 147.8 | 147.9 | 147.6 | 146.8 | 146.4 | 146.9 |
| | 1997 | 145.9 | 147.9 | 148.3 | | | | | | | | | | |
| Prescribed medicines – Médicaments prescrits P710088 | 1994 | 139.4 | 139.7 | 139.7 | 139.5 | 139.8 | 138.4 | 139.1 | 139.7 | 140.3 | 140.3 | 140.5 | 142.0 | 139.9 |
| | 1995 | 142.8 | 142.5 | 143.1 | 143.5 | 143.6 | 143.8 | 144.4 | 144.3 | 144.0 | 143.7 | 143.5 | 144.0 | 143.6 |
| | 1996 | 144.1 | 144.1 | 144.5 | 144.6 | 144.4 | 144.6 | 143.1 | 144.3 | 144.0 | 143.9 | 143.9 | 143.9 | 144.1 |
| | 1997 | 143.8 | 144.2 | 144.3 | | | | | | | | | | |
| Non-prescribed medicines – Médicaments non prescrits P710089 | 1994 | 150.0 | 154.5 | 153.1 | 154.2 | 154.3 | 152.5 | 152.8 | 154.0 | 153.0 | 153.5 | 153.8 | 153.6 | 153.3 |
| | 1995 | 148.9 | 153.7 | 150.4 | 152.9 | 151.1 | 153.9 | 153.2 | 152.5 | 154.2 | 155.6 | 152.2 | 153.0 | 152.6 |
| | 1996 | 149.9 | 151.9 | 151.9 | 155.9 | 156.2 | 158.5 | 160.8 | 158.7 | 159.4 | 158.8 | 156.0 | 154.9 | 156.1 |
| | 1997 | 153.3 | 159.2 | 160.3 | | | | | | | | | | |
| Personal care – Soins personnels P710091 | 1994 | 130.8 | 132.3 | 133.6 | 133.5 | 134.3 | 132.8 | 132.4 | 132.9 | 132.5 | 133.3 | 133.3 | 131.8 | 132.8 |
| | 1995 | 132.5 | 132.4 | 132.0 | 133.5 | 132.7 | 133.4 | 133.1 | 133.9 | 133.3 | 134.0 | 134.1 | 135.4 | 133.4 |
| | 1996 | 133.3 | 132.9 | 133.7 | 133.8 | 134.6 | 134.4 | 133.5 | 133.9 | 135.0 | 134.9 | 135.4 | 135.3 | 134.2 |
| | 1997 | 133.9 | 136.5 | 136.7 | | | | | | | | | | |
| RECREATION, EDUCATION AND READING – LOISIRS, FORMATION ET LECTURE P710094 | 1994 | 133.5 | 134.5 | 134.6 | 134.7 | 136.0 | 136.1 | 138.0 | 138.1 | 139.6 | 138.5 | 138.5 | 138.3 | 136.7 |
| | 1995 | 138.3 | 140.2 | 141.3 | 141.8 | 143.7 | 143.7 | 148.4 | 148.3 | 149.0 | 145.6 | 146.2 | 142.7 | 144.1 |
| | 1996 | 143.1 | 143.6 | 144.1 | 144.7 | 148.0 | 148.1 | 153.2 | 153.2 | 151.8 | 150.1 | 146.9 | 146.2 | 147.8 |
| | 1997 | 145.8 | 147.0 | 147.3 | | | | | | | | | | |
| Recreation – Loisirs P710095 | 1994 | 127.5 | 128.6 | 129.1 | 129.1 | 130.8 | 130.9 | 133.3 | 133.4 | 133.2 | 131.5 | 131.5 | 131.0 | 130.8 |
| | 1995 | 130.8 | 133.0 | 134.0 | 134.3 | 136.6 | 136.6 | 141.9 | 141.8 | 141.7 | 137.5 | 138.2 | 134.4 | 136.7 |
| | 1996 | 134.8 | 135.4 | 135.2 | 135.7 | 139.4 | 139.5 | 145.5 | 145.5 | 143.6 | 141.7 | 138.0 | 137.2 | 139.3 |
| | 1997 | 136.6 | 138.1 | 138.3 | | | | | | | | | | |
| Education and reading – Formation et lecture P710103 | 1994 | 152.8 | 153.0 | 152.2 | 152.6 | 152.6 | 153.2 | 153.2 | 153.2 | 160.2 | 160.8 | 160.8 | 161.3 | 155.5 |
| | 1995 | 162.3 | 162.3 | 163.8 | 165.3 | 165.3 | 165.6 | 166.4 | 166.4 | 171.1 | 172.1 | 172.1 | 170.5 | 166.9 |
| | 1996 | 170.9 | 170.9 | 174.5 | 175.7 | 176.3 | 176.4 | 176.6 | 176.6 | 178.0 | 177.4 | 177.4 | 177.3 | 175.7 |
| | 1997 | 177.7 | 177.7 | 177.8 | | | | | | | | | | |

TABLE - 8 (Continued)

The Consumer Price Indexes Major Components, Selected Sub-groups and Special Aggregates (Not Seasonally Adjusted), 1994-1997, Provinces, Whitehorse and Yellowknife, 1986=100

TABLEAU - 8 (Suite)

Indices des prix à la consommation, composantes principales, sous-groupes et agrégats spéciaux (non désaisonnalisés), 1994-1997, Provinces, Whitehorse et Yellowknife, 1986=100

| | | Indexes - Indices | | | | | | | | | | | | Annual average |
|---|------|-------------------|-------|-------|-------|-------|-------|---------|-------|-------|-------|-------|-------|------------------|
| | | Jan. | Feb. | March | April | May | June | July | Aug. | Sept. | Oct. | Nov. | Dec. | |
| BRITISH COLUMBIA – COLOMBIE-BRITANNIQUE | | Jan. | Fév. | Mars | Avril | Mai | Juin | Juillet | Août | Sept. | Oct. | Nov. | Déc. | Moyenne annuelle |
| ALCOHOLIC BEVERAGES AND TOBACCO PRODUCTS – BOISSONS ALCOOLISÉES ET PRODUITS DU TABAC P710107 | 1994 | 173.1 | 166.5 | 165.3 | 165.6 | 165.8 | 166.6 | 166.7 | 167.3 | 167.0 | 167.2 | 168.2 | 166.1 | 167.1 |
| | 1995 | 166.6 | 167.1 | 167.5 | 167.4 | 168.6 | 169.4 | 169.5 | 169.5 | 169.4 | 169.2 | 169.9 | 169.2 | 168.6 |
| | 1996 | 170.0 | 170.2 | 170.6 | 170.4 | 171.8 | 171.9 | 172.2 | 171.5 | 172.4 | 172.9 | 172.9 | 173.2 | 171.7 |
| | 1997 | 174.2 | 174.9 | 175.3 | | | | | | | | | | |
| Alcoholic beverages – Boissons alcoolisées P710108 | 1994 | 147.5 | 147.2 | 147.0 | 147.1 | 147.5 | 148.6 | 148.7 | 149.4 | 149.2 | 149.4 | 150.3 | 147.8 | 148.3 |
| | 1995 | 148.6 | 149.4 | 149.9 | 149.6 | 150.2 | 150.4 | 150.5 | 151.3 | 151.1 | 150.7 | 151.9 | 150.8 | 150.4 |
| | 1996 | 152.0 | 152.1 | 152.5 | 152.2 | 153.5 | 153.6 | 153.5 | 153.5 | 154.4 | 155.2 | 155.2 | 155.0 | 153.6 |
| | 1997 | 155.9 | 156.7 | 156.7 | | | | | | | | | | |
| Alcoholic beverages purchased from stores – Boissons alcoolisées achetées au magasin P710110 | 1994 | 141.4 | 140.5 | 140.3 | 140.4 | 140.5 | 142.2 | 143.1 | 143.5 | 143.4 | 143.7 | 143.8 | 140.2 | 141.9 |
| | 1995 | 141.4 | 142.1 | 142.6 | 142.2 | 142.8 | 143.2 | 143.3 | 143.5 | 142.9 | 142.3 | 144.0 | 142.3 | 142.7 |
| | 1996 | 143.9 | 143.8 | 144.5 | 143.9 | 145.4 | 145.7 | 145.4 | 145.4 | 146.8 | 147.9 | 148.1 | 147.8 | 145.7 |
| | 1997 | 149.1 | 150.3 | 150.2 | | | | | | | | | | |
| Tobacco products and smokers' supplies – Produit du tabac et articles pour fumeurs P710114 | 1994 | 253.2 | 226.2 | 222.1 | 222.9 | 222.4 | 222.3 | 222.3 | 222.3 | 222.0 | 222.2 | 223.4 | 222.8 | 225.3 |
| | 1995 | 222.8 | 222.7 | 223.0 | 223.2 | 225.9 | 228.0 | 228.1 | 226.4 | 226.5 | 226.7 | 226.3 | 226.4 | 225.5 |
| | 1996 | 226.5 | 226.9 | 227.1 | 227.4 | 229.1 | 229.0 | 230.2 | 228.1 | 229.0 | 229.0 | 229.0 | 230.3 | 228.5 |
| | 1997 | 231.9 | 232.5 | 233.7 | | | | | | | | | | |
| SELECTED SPECIAL AGGREGATES – CERTAINS AGRÉGATS SPÉCIAUX | | | | | | | | | | | | | | |
| All-items excluding food – Ensemble sans les aliments P710126 | 1994 | 133.7 | 134.0 | 134.2 | 133.9 | 134.2 | 134.5 | 135.1 | 135.4 | 135.6 | 135.7 | 136.3 | 136.1 | 134.9 |
| | 1995 | 136.3 | 136.8 | 137.2 | 136.8 | 137.4 | 137.6 | 138.6 | 138.7 | 138.3 | 138.0 | 138.6 | 138.2 | 137.7 |
| | 1996 | 138.4 | 138.5 | 138.8 | 138.7 | 139.2 | 138.9 | 139.4 | 139.2 | 139.4 | 139.1 | 139.0 | 139.0 | 139.0 |
| | 1997 | 139.0 | 139.4 | 139.6 | | | | | | | | | | |
| All-items excluding food and energy – Ensemble sans les aliments et l'énergie P710127 | 1994 | 135.0 | 135.3 | 135.3 | 135.4 | 135.4 | 135.6 | 136.1 | 136.3 | 136.7 | 136.7 | 137.1 | 137.0 | 136.0 |
| | 1995 | 137.5 | 138.0 | 138.2 | 138.4 | 138.9 | 138.7 | 139.7 | 139.9 | 139.5 | 139.2 | 139.5 | 139.2 | 138.9 |
| | 1996 | 139.8 | 139.8 | 140.1 | 139.9 | 140.0 | 139.6 | 140.5 | 140.5 | 140.5 | 140.2 | 140.0 | 140.2 | 140.1 |
| | 1997 | 139.9 | 140.0 | 140.3 | | | | | | | | | | |
| All-items excluding energy – Ensemble sans l'énergie P710129 | 1994 | 134.4 | 134.5 | 134.3 | 134.4 | 134.4 | 134.7 | 135.2 | 135.3 | 135.5 | 135.6 | 135.9 | 136.2 | 135.0 |
| | 1995 | 136.9 | 137.6 | 137.7 | 138.2 | 138.2 | 138.0 | 138.9 | 138.7 | 138.3 | 138.3 | 138.5 | 138.3 | 138.1 |
| | 1996 | 139.2 | 139.2 | 139.3 | 139.4 | 139.2 | 139.1 | 139.3 | 139.2 | 139.3 | 139.4 | 139.4 | 139.5 | 139.3 |
| | 1997 | 139.6 | 139.7 | 140.1 | | | | | | | | | | |
| Energy – Énergie P710130 | 1994 | 119.9 | 120.2 | 121.7 | 117.8 | 121.6 | 122.2 | 123.5 | 124.7 | 123.7 | 124.4 | 127.0 | 126.2 | 122.7 |
| | 1995 | 123.5 | 123.2 | 126.2 | 119.9 | 122.1 | 126.2 | 126.8 | 125.7 | 125.6 | 125.3 | 127.9 | 127.3 | 125.0 |
| | 1996 | 123.5 | 123.7 | 125.0 | 126.1 | 130.7 | 130.7 | 127.1 | 126.1 | 128.0 | 127.3 | 128.8 | 126.3 | 126.9 |
| | 1997 | 129.6 | 132.5 | 131.7 | | | | | | | | | | |
| All-items excluding shelter – Ensemble sans le logement P710135 | 1994 | 134.8 | 135.1 | 135.0 | 135.3 | 135.5 | 136.0 | 136.7 | 136.9 | 137.1 | 137.2 | 137.6 | 137.8 | 136.3 |
| | 1995 | 138.4 | 139.3 | 139.7 | 140.6 | 140.6 | 140.3 | 141.7 | 141.3 | 141.0 | 140.9 | 141.5 | 141.2 | 140.5 |
| | 1996 | 142.1 | 142.2 | 142.5 | 143.2 | 143.5 | 143.5 | 143.4 | 143.4 | 143.5 | 143.7 | 143.6 | 143.5 | 143.2 |
| | 1997 | 144.0 | 144.5 | 145.0 | | | | | | | | | | |
| All-items excluding alcoholic beverages and tobacco products – Ensemble sans les boissons alcoolisées et les produits du tabac P710132 | 1994 | 130.8 | 131.4 | 131.4 | 131.1 | 131.4 | 131.7 | 132.2 | 132.4 | 132.6 | 132.8 | 133.1 | 133.5 | 132.0 |
| | 1995 | 134.0 | 134.5 | 134.9 | 134.8 | 135.0 | 135.1 | 136.0 | 135.7 | 135.4 | 135.3 | 135.7 | 135.5 | 135.2 |
| | 1996 | 136.0 | 136.0 | 136.2 | 136.4 | 136.5 | 136.4 | 136.3 | 136.2 | 136.3 | 136.4 | 136.5 | 136.4 | 136.3 |
| | 1997 | 136.7 | 137.0 | 137.3 | | | | | | | | | | |
| All-items excluding tobacco products – Ensemble sans les produits du tabac P710134 | 1994 | 131.7 | 132.2 | 132.2 | 131.8 | 132.2 | 132.5 | 133.0 | 133.2 | 133.4 | 133.6 | 134.0 | 134.2 | 132.8 |
| | 1995 | 134.7 | 135.2 | 135.6 | 135.6 | 135.7 | 135.8 | 136.7 | 136.5 | 136.1 | 136.0 | 136.5 | 136.2 | 135.9 |
| | 1996 | 136.7 | 136.7 | 137.0 | 137.1 | 137.2 | 137.2 | 137.1 | 137.0 | 137.1 | 137.2 | 137.3 | 137.2 | 137.1 |
| | 1997 | 137.6 | 137.9 | 138.1 | | | | | | | | | | |
| All-items (1981=100) – Ensemble (1981=100) P710137 | 1994 | 171.7 | 171.9 | 171.8 | 171.4 | 171.9 | 172.3 | 173.0 | 173.2 | 173.5 | 173.6 | 174.1 | 174.5 | 172.7 |
| | 1995 | 175.2 | 175.8 | 176.3 | 176.2 | 176.4 | 176.6 | 177.9 | 177.5 | 177.0 | 177.0 | 177.5 | 177.2 | 176.7 |
| | 1996 | 177.7 | 177.9 | 178.1 | 178.2 | 178.5 | 178.4 | 178.2 | 178.1 | 178.4 | 178.4 | 178.6 | 178.5 | 178.3 |
| | 1997 | 178.9 | 179.4 | 179.7 | | | | | | | | | | |

TABLE - 8 (Continued)

The Consumer Price Indexes Major Components, Selected Sub-groups and Special Aggregates (Not Seasonally Adjusted), 1994-1997, Provinces, Whitehorse and Yellowknife, 1986=100

TABLEAU - 8 (Suite)

Indices des prix à la consommation, composantes principales, sous-groupes et agrégats spéciaux (non désaisonnalisés), 1994-1997, Provinces, Whitehorse et Yellowknife, 1986=100

| | | Indexes - Indices | | | | | | | | | | | | Annual average Moyenne annuelle |
|--|------|-------------------|-------|-------|-------|-------|-------|---------|-------|-------|-------|-------|-------|------------------------------------|
| | | Jan. | Feb. | March | April | May | June | July | Aug. | Sept. | Oct. | Nov. | Dec. | |
| WHITEHORSE | | Jan. | Fév. | Mars | Avril | Mai | Juin | Juillet | Août | Sept. | Oct. | Nov. | Déc. | |
| ALL-ITEMS - ENSEMBLE | 1994 | 127.8 | 127.3 | 127.4 | 127.5 | 127.4 | 127.9 | 129.0 | 129.1 | 129.4 | 129.2 | 129.8 | 129.7 | 128.5 |
| | 1995 | 129.4 | 129.2 | 129.0 | 129.4 | 130.0 | 129.8 | 131.2 | 130.7 | 131.0 | 130.4 | 131.3 | 130.6 | 130.2 |
| | 1996 | 130.9 | 130.8 | 130.7 | 131.0 | 132.0 | 132.3 | 133.2 | 133.4 | 133.1 | 132.9 | 133.4 | 133.6 | 132.3 |
| | 1997 | 133.2 | 133.5 | 134.5 | | | | | | | | | | |
| FOOD - ALIMENTS | 1994 | 121.0 | 121.3 | 120.7 | 121.4 | 119.1 | 120.3 | 121.0 | 120.0 | 120.5 | 119.7 | 121.6 | 121.0 | 120.6 |
| | 1995 | 122.5 | 121.2 | 119.2 | 121.3 | 122.8 | 121.1 | 122.9 | 120.8 | 121.6 | 121.0 | 122.4 | 120.3 | 121.4 |
| | 1996 | 122.3 | 122.4 | 120.8 | 120.6 | 122.7 | 123.6 | 124.2 | 124.8 | 124.5 | 123.7 | 126.0 | 125.5 | 123.4 |
| | 1997 | 124.8 | 125.8 | 128.4 | | | | | | | | | | |
| P711001 Food purchased from stores - Aliments achetés au magasin | 1994 | 113.9 | 114.3 | 113.8 | 114.6 | 111.5 | 113.2 | 114.1 | 112.8 | 113.5 | 112.5 | 114.8 | 114.0 | 113.6 |
| | 1995 | 115.9 | 114.3 | 111.6 | 114.5 | 116.4 | 113.4 | 115.2 | 112.4 | 113.4 | 112.6 | 114.4 | 111.6 | 113.8 |
| | 1996 | 114.3 | 114.4 | 112.3 | 111.4 | 114.0 | 115.0 | 115.8 | 116.6 | 116.1 | 115.1 | 118.2 | 117.5 | 115.1 |
| | 1997 | 116.6 | 117.7 | 121.1 | | | | | | | | | | |
| P711002 Meat - Viande | 1994 | 118.5 | 118.2 | 116.8 | 114.0 | 110.6 | 111.9 | 113.2 | 113.1 | 110.9 | 114.3 | 117.5 | 116.4 | 114.6 |
| | 1995 | 116.9 | 113.9 | 113.2 | 115.6 | 115.5 | 109.9 | 119.2 | 117.4 | 117.3 | 114.9 | 116.2 | 112.6 | 115.2 |
| | 1996 | 115.5 | 118.4 | 114.3 | 113.1 | 111.3 | 114.6 | 118.3 | 117.9 | 117.7 | 117.4 | 122.5 | 124.3 | 117.1 |
| | 1997 | 120.4 | 122.1 | 120.4 | | | | | | | | | | |
| P711003 Fresh or frozen meat (excluding poultry) - Viande fraîche ou congelée (sauf la volaille) | 1994 | 111.2 | 109.7 | 107.6 | 109.0 | 102.6 | 108.3 | 107.6 | 108.7 | 106.9 | 111.8 | 115.5 | 109.4 | 109.0 |
| | 1995 | 113.9 | 107.3 | 106.7 | 112.3 | 114.9 | 107.5 | 111.7 | 111.6 | 114.3 | 111.6 | 107.8 | 111.1 | 110.9 |
| | 1996 | 103.1 | 110.2 | 106.4 | 108.5 | 110.9 | 113.5 | 117.3 | 119.9 | 116.4 | 115.0 | 120.7 | 124.2 | 113.8 |
| | 1997 | 118.6 | 116.6 | 118.7 | | | | | | | | | | |
| P711004 Fresh or frozen poultry meat - Volaille fraîche ou congelée | 1994 | 110.0 | 108.5 | 113.1 | 97.8 | 100.8 | 89.0 | 102.4 | 94.8 | 89.3 | 101.2 | 104.7 | 106.3 | 101.5 |
| | 1995 | 103.9 | 100.6 | 101.0 | 99.0 | 101.0 | 95.4 | 119.1 | 107.6 | 103.1 | 105.3 | 107.9 | 90.9 | 102.9 |
| | 1996 | 119.4 | 117.1 | 106.4 | 104.9 | 91.3 | 95.3 | 105.2 | 94.7 | 104.3 | 101.8 | 109.7 | 109.7 | 105.0 |
| | 1997 | 106.4 | 111.9 | 109.7 | | | | | | | | | | |
| P711007 Processed meat - Viande traitée | 1994 | 136.9 | 140.1 | 136.2 | 133.4 | 132.0 | 132.9 | 129.9 | 132.4 | 131.7 | 125.4 | 127.5 | 135.4 | 132.8 |
| | 1995 | 130.3 | 135.1 | 133.2 | 132.8 | 125.3 | 123.5 | 130.4 | 133.6 | 131.7 | 125.8 | 136.7 | 130.5 | 130.7 |
| | 1996 | 133.2 | 131.8 | 133.4 | 125.4 | 125.5 | 129.7 | 127.3 | 129.8 | 127.9 | 131.8 | 132.7 | 132.8 | 130.1 |
| | 1997 | 131.8 | 137.8 | 129.0 | | | | | | | | | | |
| P711009 Fish and other seafood - Poisson et autres produits de la mer | 1994 | 130.6 | 127.0 | 127.3 | 127.6 | 129.4 | 124.6 | 130.3 | 130.3 | 128.7 | 129.4 | 128.3 | 130.6 | 128.7 |
| | 1995 | 133.4 | 136.7 | 136.7 | 137.4 | 137.4 | 137.6 | 139.7 | 138.9 | 136.5 | 140.9 | 141.8 | 140.0 | 138.1 |
| | 1996 | 136.5 | 140.6 | 135.6 | 135.1 | 142.6 | 137.0 | 133.4 | 139.0 | 142.9 | 140.1 | 138.6 | 140.1 | 138.5 |
| | 1997 | 139.0 | 142.7 | 141.8 | | | | | | | | | | |
| P711010 Dairy products - Produits laitiers | 1994 | 115.2 | 114.5 | 116.9 | 116.5 | 113.4 | 116.1 | 115.5 | 116.8 | 116.7 | 114.9 | 115.4 | 113.9 | 115.5 |
| | 1995 | 115.7 | 114.9 | 114.5 | 117.1 | 117.6 | 115.9 | 115.7 | 114.6 | 118.4 | 115.6 | 117.6 | 115.0 | 116.1 |
| | 1996 | 117.6 | 115.5 | 116.7 | 115.8 | 115.6 | 117.3 | 119.9 | 118.8 | 121.2 | 121.3 | 122.6 | 123.3 | 118.8 |
| | 1997 | 125.3 | 123.7 | 124.5 | | | | | | | | | | |
| P711013 Eggs - Oeufs | 1994 | 113.4 | 113.1 | 108.7 | 118.2 | 117.6 | 116.1 | 111.6 | 105.1 | 118.3 | 123.7 | 123.6 | 124.0 | 116.1 |
| | 1995 | 112.2 | 114.8 | 106.0 | 119.1 | 119.4 | 104.0 | 111.8 | 119.5 | 112.1 | 118.9 | 120.4 | 120.4 | 114.9 |
| | 1996 | 121.2 | 122.6 | 118.9 | 128.1 | 128.1 | 125.2 | 125.6 | 125.9 | 124.9 | 118.4 | 114.4 | 127.9 | 123.4 |
| | 1997 | 111.0 | 111.8 | 122.4 | | | | | | | | | | |
| P711017 Bakery and other cereal products - Produits de boulangerie et autres produits céréaliers | 1994 | 122.4 | 121.0 | 123.1 | 123.6 | 121.7 | 125.0 | 124.8 | 124.4 | 124.6 | 120.6 | 125.6 | 124.7 | 123.5 |
| | 1995 | 124.9 | 126.4 | 120.5 | 121.5 | 126.8 | 124.8 | 127.0 | 123.5 | 121.5 | 127.0 | 128.2 | 126.8 | 124.9 |
| | 1996 | 125.0 | 123.2 | 121.8 | 118.8 | 124.8 | 127.5 | 121.8 | 126.4 | 124.7 | 124.7 | 123.9 | 126.6 | 124.1 |
| | 1997 | 128.4 | 128.3 | 133.3 | | | | | | | | | | |
| P711018 Bakery products - Produits de boulangerie | 1994 | 112.7 | 109.7 | 112.5 | 112.7 | 109.9 | 114.7 | 113.2 | 113.5 | 112.5 | 110.2 | 112.8 | 113.7 | 112.3 |
| | 1995 | 112.6 | 113.6 | 106.3 | 109.4 | 114.7 | 114.9 | 114.5 | 110.3 | 110.4 | 115.1 | 116.4 | 114.0 | 112.7 |
| | 1996 | 113.7 | 112.0 | 114.2 | 103.9 | 115.5 | 115.8 | 107.0 | 114.1 | 110.1 | 113.5 | 113.0 | 116.0 | 112.4 |
| | 1997 | 113.1 | 112.4 | 117.8 | | | | | | | | | | |
| P711019 Other cereal grains and cereal products - Autres grains céréaliers et produits céréaliers | 1994 | 138.4 | 139.6 | 140.4 | 141.6 | 141.0 | 141.8 | 143.8 | 142.5 | 144.3 | 137.7 | 146.5 | 142.8 | 141.7 |
| | 1995 | 145.6 | 148.3 | 145.4 | 141.9 | 147.1 | 140.7 | 148.1 | 146.1 | 139.9 | 146.8 | 147.8 | 148.3 | 145.5 |
| | 1996 | 143.8 | 141.7 | 133.3 | 145.1 | 139.3 | 147.1 | 147.7 | 147.2 | 150.3 | 143.1 | 141.9 | 143.8 | 143.7 |
| | 1997 | 155.0 | 156.3 | 160.3 | | | | | | | | | | |
| P711020 Fresh fruit - Fruits frais | 1994 | 79.7 | 86.0 | 82.9 | 86.9 | 86.9 | 88.3 | 91.4 | 92.3 | 91.6 | 79.7 | 82.4 | 87.9 | 86.3 |
| | 1995 | 77.0 | 76.7 | 79.7 | 73.7 | 86.7 | 83.7 | 78.6 | 81.2 | 91.1 | 79.3 | 73.5 | 80.1 | 80.1 |
| | 1996 | 86.9 | 77.1 | 78.5 | 79.4 | 87.4 | 82.4 | 89.0 | 94.3 | 88.8 | 103.0 | 102.3 | 87.9 | 88.1 |
| | 1997 | 83.9 | 87.2 | 99.8 | | | | | | | | | | |
| P711022 | | | | | | | | | | | | | | |

TABLE - 8 (Continued)

The Consumer Price Indexes Major Components, Selected Sub-groups and Special Aggregates (Not Seasonally Adjusted), 1994-1997, Provinces, Whitehorse and Yellowknife, 1986=100

TABLEAU - 8 (Suite)

Indices des prix à la consommation, composantes principales, sous-groupes et agrégats spéciaux (non désaisonnalisés), 1994-1997, Provinces, Whitehorse et Yellowknife, 1986=100

| | | Indexes - Indices | | | | | | | | | | | | Annual average Moyenne annuelle |
|--|---------|-------------------|-------|-------|-------|-------|-------|---------|-------|-------|-------|-------|-------|------------------------------------|
| | | Jan. | Feb. | March | April | May | June | July | Aug. | Sept. | Oct. | Nov. | Dec. | |
| WHITEHORSE | | Jan. | Fév. | Mars | Avril | Mai | Juin | Juillet | Août | Sept. | Oct. | Nov. | Déc. | |
| Fresh vegetables – Légumes frais | 1994 | 118.4 | 122.6 | 107.5 | 117.5 | 108.6 | 101.0 | 99.9 | 94.8 | 96.5 | 90.2 | 99.3 | 96.8 | 104.4 |
| | 1995 | 108.7 | 100.2 | 96.7 | 120.3 | 105.9 | 99.2 | 93.6 | 83.7 | 81.5 | 80.1 | 79.6 | 77.0 | 93.9 |
| | 1996 | 83.5 | 87.6 | 88.4 | 91.4 | 88.7 | 83.9 | 85.5 | 84.8 | 84.7 | 79.4 | 93.6 | 87.6 | 86.6 |
| | P711025 | 1997 | 81.4 | 94.5 | 111.7 | | | | | | | | | |
| Non-alcoholic beverages – Boissons non alcoolisées | 1994 | 77.1 | 81.1 | 79.1 | 82.7 | 75.9 | 81.1 | 89.4 | 72.7 | 73.7 | 73.5 | 74.1 | 65.8 | 77.2 |
| | 1995 | 87.0 | 86.9 | 61.4 | 70.2 | 82.8 | 78.9 | 72.3 | 61.9 | 72.5 | 62.4 | 75.2 | 61.9 | 72.8 |
| | 1996 | 71.5 | 83.6 | 57.7 | 68.7 | 71.5 | 78.6 | 84.5 | 75.9 | 66.8 | 54.9 | 61.7 | 60.3 | 69.6 |
| | P711031 | 1997 | 61.9 | 61.7 | 62.3 | | | | | | | | | |
| Food purchased from restaurants – Aliments achetés au restaurant | 1994 | 141.6 | 141.6 | 140.8 | 140.8 | 140.8 | 140.8 | 140.8 | 140.8 | 140.6 | 140.6 | 141.0 | 141.0 | 140.9 |
| | 1995 | 141.0 | 141.0 | 141.0 | 141.0 | 141.0 | 143.1 | 145.3 | 145.3 | 145.3 | 145.4 | 145.4 | 145.4 | 143.4 |
| | 1996 | 145.4 | 145.4 | 145.4 | 147.1 | 148.0 | 148.2 | 148.5 | 148.5 | 148.5 | 148.5 | 148.5 | 148.5 | 147.5 |
| | P711032 | 1997 | 148.5 | 149.2 | 149.3 | | | | | | | | | |
| SHELTER – LOGEMENT | 1994 | 130.8 | 130.4 | 130.4 | 130.0 | 130.3 | 130.9 | 132.6 | 132.8 | 133.2 | 133.3 | 133.3 | 133.1 | 131.8 |
| | 1995 | 131.6 | 131.7 | 131.9 | 131.9 | 132.1 | 132.0 | 132.0 | 132.0 | 131.9 | 131.9 | 131.9 | 131.9 | 131.9 |
| | 1996 | 132.1 | 131.6 | 131.6 | 131.3 | 131.8 | 131.8 | 131.7 | 131.7 | 131.9 | 131.8 | 132.0 | 131.8 | 131.8 |
| | P711033 | 1997 | 131.9 | 133.0 | 133.2 | | | | | | | | | |
| Rented accommodation – Logement en location | 1994 | ... | ... | ... | ... | ... | ... | ... | ... | ... | ... | ... | ... | ... |
| | 1995 | ... | ... | ... | ... | ... | ... | ... | ... | ... | ... | ... | ... | ... |
| | 1996 | ... | ... | ... | ... | ... | ... | ... | ... | ... | ... | ... | ... | ... |
| | 1997 | ... | ... | ... | ... | ... | ... | ... | ... | ... | ... | ... | ... | ... |
| Rent – Loyer | 1994 | ... | ... | ... | ... | ... | ... | ... | ... | ... | ... | ... | ... | ... |
| | 1995 | ... | ... | ... | ... | ... | ... | ... | ... | ... | ... | ... | ... | ... |
| | 1996 | ... | ... | ... | ... | ... | ... | ... | ... | ... | ... | ... | ... | ... |
| | 1997 | ... | ... | ... | ... | ... | ... | ... | ... | ... | ... | ... | ... | ... |
| Owned accommodation – Logement en propriété | 1994 | ... | ... | ... | ... | ... | ... | ... | ... | ... | ... | ... | ... | ... |
| | 1995 | ... | ... | ... | ... | ... | ... | ... | ... | ... | ... | ... | ... | ... |
| | 1996 | ... | ... | ... | ... | ... | ... | ... | ... | ... | ... | ... | ... | ... |
| | 1997 | ... | ... | ... | ... | ... | ... | ... | ... | ... | ... | ... | ... | ... |
| Replacement cost – Coût de remplacement | 1994 | ... | ... | ... | ... | ... | ... | ... | ... | ... | ... | ... | ... | ... |
| | 1995 | ... | ... | ... | ... | ... | ... | ... | ... | ... | ... | ... | ... | ... |
| | 1996 | ... | ... | ... | ... | ... | ... | ... | ... | ... | ... | ... | ... | ... |
| | 1997 | ... | ... | ... | ... | ... | ... | ... | ... | ... | ... | ... | ... | ... |
| Homeowners' insurance premiums – Primes d'assurance de propriétaire | 1994 | ... | ... | ... | ... | ... | ... | ... | ... | ... | ... | ... | ... | ... |
| | 1995 | ... | ... | ... | ... | ... | ... | ... | ... | ... | ... | ... | ... | ... |
| | 1996 | ... | ... | ... | ... | ... | ... | ... | ... | ... | ... | ... | ... | ... |
| | 1997 | ... | ... | ... | ... | ... | ... | ... | ... | ... | ... | ... | ... | ... |
| Homeowners' maintenance and repairs – Entretien et réparations par le propriétaire | 1994 | ... | ... | ... | ... | ... | ... | ... | ... | ... | ... | ... | ... | ... |
| | 1995 | ... | ... | ... | ... | ... | ... | ... | ... | ... | ... | ... | ... | ... |
| | 1996 | ... | ... | ... | ... | ... | ... | ... | ... | ... | ... | ... | ... | ... |
| | 1997 | ... | ... | ... | ... | ... | ... | ... | ... | ... | ... | ... | ... | ... |
| Water, fuel and electricity – Eau, combustible et électricité | 1994 | 131.0 | 130.6 | 130.6 | 130.3 | 130.3 | 130.3 | 137.2 | 137.2 | 138.5 | 138.1 | 138.4 | 138.1 | 134.2 |
| | 1995 | 130.2 | 130.0 | 130.3 | 129.9 | 129.5 | 129.5 | 129.5 | 129.5 | 129.5 | 129.5 | 129.6 | 129.5 | 129.7 |
| | 1996 | 130.5 | 130.7 | 130.8 | 130.6 | 132.5 | 132.5 | 132.8 | 132.8 | 133.5 | 133.7 | 134.0 | 134.0 | 132.4 |
| | P711041 | 1997 | 135.3 | 140.9 | 142.0 | | | | | | | | | |
| Electricity – Électricité | 1994 | 142.2 | 142.2 | 142.2 | 142.2 | 142.2 | 142.2 | 156.2 | 156.2 | 156.2 | 156.2 | 156.2 | 156.2 | 149.2 |
| | 1995 | 141.3 | 141.3 | 141.3 | 141.3 | 141.3 | 141.3 | 141.3 | 141.3 | 141.3 | 141.3 | 141.3 | 141.3 | 141.3 |
| | 1996 | 141.3 | 141.3 | 141.3 | 141.3 | 141.3 | 141.3 | 142.0 | 142.0 | 142.0 | 142.0 | 142.0 | 142.0 | 141.7 |
| | P711042 | 1997 | 143.3 | 153.8 | 153.8 | | | | | | | | | |
| Piped gas – Gaz | 1994 | ... | ... | ... | ... | ... | ... | ... | ... | ... | ... | ... | ... | ... |
| | 1995 | ... | ... | ... | ... | ... | ... | ... | ... | ... | ... | ... | ... | ... |
| | 1996 | ... | ... | ... | ... | ... | ... | ... | ... | ... | ... | ... | ... | ... |
| | 1997 | ... | ... | ... | ... | ... | ... | ... | ... | ... | ... | ... | ... | ... |
| Fuel oil and other fuel – Mazout et autres combustibles | 1994 | 107.9 | 106.8 | 106.8 | 106.8 | 106.8 | 106.8 | 106.8 | 106.8 | 110.6 | 109.4 | 109.4 | 108.5 | 107.8 |
| | 1995 | 107.4 | 107.0 | 107.9 | 107.0 | 106.1 | 106.1 | 106.1 | 106.1 | 106.0 | 106.0 | 105.7 | 105.7 | 106.4 |
| | 1996 | 105.7 | 105.7 | 105.9 | 105.9 | 110.8 | 110.8 | 110.8 | 110.8 | 112.6 | 113.2 | 113.5 | 113.5 | 109.9 |
| | P711045 | 1997 | 113.5 | 115.3 | 118.1 | | | | | | | | | |

TABLE - 8 (Continued)

**The Consumer Price Indexes Major Components,
Selected Sub-groups and Special Aggregates
(Not Seasonally Adjusted), 1994-1997, Provinces,
Whitehorse and Yellowknife, 1986=100**

TABLEAU - 8 (Suite)

**Indices des prix à la consommation, composantes
principales, sous-groupes et agrégats spéciaux
(non désaisonnalisés), 1994-1997, Provinces,
Whitehorse et Yellowknife, 1986=100**

| | | Indexes - Indices | | | | | | | | | | | | Annual average |
|--|------|-------------------|-------|-------|-------|-------|-------|---------|-------|-------|-------|-------|-------|---------------------|
| | | Jan. | Feb. | March | April | May | June | July | Aug. | Sept. | Oct. | Nov. | Dec. | |
| WHITEHORSE | | Jan. | Fév. | Mars | Avril | Mai | Juin | Juillet | Août | Sept. | Oct. | Nov. | Déc. | Moyenne annuelle |
| HOUSEHOLD OPERATIONS AND FURNISHINGS – DÉPENSES ET ÉQUIPEMENT DU MÉNAGE P711046 | 1994 | 118.0 | 118.0 | 117.7 | 118.2 | 118.7 | 118.9 | 118.7 | 118.8 | 118.7 | 118.8 | 118.9 | 118.7 | 118.5 |
| | 1995 | 118.5 | 118.8 | 118.6 | 118.3 | 118.3 | 118.0 | 118.7 | 118.8 | 119.4 | 118.7 | 119.5 | 118.9 | 118.7 |
| | 1996 | 118.6 | 119.4 | 119.5 | 119.6 | 119.2 | 119.4 | 119.2 | 119.3 | 119.3 | 119.8 | 119.7 | 120.1 | 119.4 |
| | 1997 | 119.7 | 119.0 | 119.4 | | | | | | | | | | |
| Household operations – Dépenses du ménage P711047 | 1994 | 121.0 | 121.4 | 121.3 | 121.4 | 121.1 | 120.7 | 120.9 | 120.5 | 120.8 | 121.2 | 121.6 | 121.8 | 121.1 |
| | 1995 | 121.5 | 121.9 | 121.5 | 122.9 | 122.5 | 122.1 | 123.0 | 122.9 | 124.1 | 123.5 | 124.2 | 124.9 | 122.9 |
| | 1996 | 124.2 | 124.6 | 125.0 | 125.4 | 124.5 | 124.8 | 124.5 | 124.3 | 124.5 | 125.3 | 124.7 | 125.4 | 124.8 |
| | 1997 | 125.0 | 124.8 | 125.2 | | | | | | | | | | |
| Telephone services – Services téléphoniques P711049 | 1994 | 98.3 | 98.3 | 95.3 | 95.3 | 96.7 | 96.7 | 96.7 | 96.7 | 96.7 | 96.7 | 96.7 | 96.7 | 96.7 |
| | 1995 | 96.7 | 96.7 | 96.7 | 98.8 | 98.8 | 98.8 | 98.8 | 98.8 | 98.8 | 98.2 | 98.2 | 98.2 | 98.1 |
| | 1996 | 97.1 | 97.1 | 97.1 | 97.1 | 97.1 | 97.1 | 97.1 | 97.1 | 97.1 | 97.1 | 97.1 | 97.1 | 97.1 |
| | 1997 | 97.1 | 97.1 | 97.1 | | | | | | | | | | |
| Household furnishings – Équipement du ménage P711054 | 1994 | 113.5 | 113.0 | 112.5 | 113.5 | 115.0 | 116.0 | 115.3 | 116.0 | 115.5 | 115.0 | 114.8 | 114.1 | 114.5 |
| | 1995 | 114.0 | 114.2 | 114.3 | 111.3 | 112.0 | 111.9 | 112.2 | 112.6 | 112.3 | 111.3 | 112.4 | 109.9 | 112.4 |
| | 1996 | 110.1 | 111.5 | 111.0 | 110.9 | 111.1 | 111.3 | 111.2 | 111.9 | 111.4 | 111.4 | 112.1 | 112.1 | 111.3 |
| | 1997 | 111.7 | 110.1 | 110.5 | | | | | | | | | | |
| CLOTHING AND FOOTWEAR – HABILLEMENT ET CHAUSSURES P711061 | 1994 | 129.6 | 127.9 | 130.2 | 129.3 | 131.1 | 130.2 | 127.9 | 130.6 | 130.1 | 129.6 | 129.4 | 130.4 | 129.7 |
| | 1995 | 131.0 | 129.1 | 126.2 | 127.7 | 127.9 | 127.9 | 129.5 | 128.8 | 130.8 | 131.9 | 131.8 | 131.1 | 129.5 |
| | 1996 | 132.2 | 130.6 | 131.0 | 131.2 | 129.1 | 131.4 | 131.0 | 131.6 | 131.8 | 132.6 | 132.5 | 132.3 | 131.4 |
| | 1997 | 132.4 | 132.4 | 133.0 | | | | | | | | | | |
| Clothing – Habillement P711062 | 1994 | 129.6 | 128.5 | 130.0 | 129.5 | 129.8 | 128.1 | 126.7 | 128.7 | 128.9 | 129.1 | 128.7 | 130.1 | 129.0 |
| | 1995 | 131.1 | 132.5 | 128.7 | 130.1 | 130.4 | 130.3 | 131.1 | 132.0 | 131.9 | 132.3 | 131.9 | 130.6 | 131.1 |
| | 1996 | 132.9 | 130.1 | 130.6 | 131.0 | 127.8 | 131.2 | 130.6 | 131.6 | 132.0 | 133.1 | 132.9 | 132.7 | 131.4 |
| | 1997 | 132.9 | 134.2 | 134.7 | | | | | | | | | | |
| Women's clothing – Vêtements pour femmes P711063 | 1994 | 131.1 | 128.3 | 129.8 | 129.7 | 129.8 | 127.2 | 127.4 | 130.1 | 130.5 | 130.3 | 128.1 | 130.6 | 129.4 |
| | 1995 | 133.4 | 136.1 | 128.8 | 131.1 | 131.8 | 131.6 | 132.9 | 134.7 | 133.0 | 132.7 | 131.7 | 131.4 | 132.4 |
| | 1996 | 136.0 | 130.8 | 131.5 | 132.2 | 126.4 | 132.6 | 131.5 | 133.2 | 134.9 | 135.6 | 135.5 | 134.5 | 132.9 |
| | 1997 | 134.8 | 137.1 | 137.1 | | | | | | | | | | |
| Men's clothing – Vêtements pour hommes P711064 | 1994 | 130.6 | 129.3 | 131.5 | 130.9 | 131.1 | 129.6 | 128.3 | 129.2 | 129.1 | 129.7 | 130.0 | 130.0 | 129.9 |
| | 1995 | 130.0 | 130.0 | 130.5 | 130.8 | 130.8 | 130.8 | 130.8 | 130.8 | 130.8 | 130.8 | 131.2 | 131.0 | 130.7 |
| | 1996 | 130.1 | 130.4 | 130.8 | 130.8 | 130.8 | 130.6 | 130.8 | 130.8 | 130.7 | 131.8 | 132.7 | 132.4 | 131.1 |
| | 1997 | 132.4 | 132.6 | 133.5 | | | | | | | | | | |
| Footwear – Chaussures P711066 | 1994 | 129.6 | 126.1 | 136.4 | 131.4 | 136.6 | 138.5 | 127.6 | 138.1 | 133.0 | 127.5 | 126.3 | 126.3 | 131.5 |
| | 1995 | 126.2 | 106.2 | 102.9 | 107.3 | 105.7 | 106.3 | 114.1 | 107.3 | 120.6 | 126.9 | 126.8 | 128.0 | 114.9 |
| | 1996 | 124.2 | 127.1 | 127.1 | 126.6 | 126.6 | 126.7 | 126.5 | 126.0 | 124.8 | 125.0 | 125.1 | 124.3 | 125.8 |
| | 1997 | 124.1 | 122.8 | 124.0 | | | | | | | | | | |
| TRANSPORTATION – TRANSPORTS P711069 | 1994 | 118.2 | 119.5 | 119.2 | 119.5 | 118.6 | 119.4 | 121.9 | 122.4 | 122.8 | 122.4 | 124.0 | 125.2 | 121.1 |
| | 1995 | 124.2 | 124.5 | 125.7 | 125.7 | 125.9 | 127.0 | 128.4 | 128.1 | 127.4 | 127.1 | 129.8 | 131.1 | 127.1 |
| | 1996 | 130.1 | 129.7 | 130.6 | 132.1 | 133.1 | 132.5 | 133.6 | 133.8 | 133.1 | 133.5 | 135.8 | 137.7 | 133.0 |
| | 1997 | 137.1 | 135.1 | 137.3 | | | | | | | | | | |
| Private transportation – Transport privé P711070 | 1994 | 118.2 | 119.0 | 118.9 | 118.8 | 118.3 | 118.7 | 119.3 | 119.9 | 121.1 | 121.1 | 123.1 | 123.0 | 120.0 |
| | 1995 | 123.6 | 123.9 | 125.1 | 125.2 | 125.2 | 126.2 | 126.3 | 126.4 | 126.3 | 126.3 | 129.6 | 129.5 | 126.1 |
| | 1996 | 129.9 | 129.3 | 128.6 | 130.1 | 131.4 | 131.5 | 131.4 | 131.4 | 131.4 | 132.2 | 134.2 | 134.0 | 131.3 |
| | 1997 | 133.6 | 133.5 | 134.0 | | | | | | | | | | |
| Purchase of automotive vehicles – Achat de véhicules automobiles P711072 | 1994 | 128.9 | 129.6 | 129.5 | 129.4 | 129.4 | 129.4 | 130.0 | 130.0 | 130.0 | 130.0 | 134.1 | 134.1 | 130.4 |
| | 1995 | 136.3 | 136.4 | 136.4 | 135.6 | 135.6 | 135.9 | 136.0 | 136.0 | 136.0 | 136.0 | 142.9 | 142.9 | 137.2 |
| | 1996 | 143.6 | 143.6 | 143.1 | 142.8 | 142.8 | 142.8 | 142.5 | 142.5 | 142.5 | 142.5 | 146.9 | 146.9 | 143.5 |
| | 1997 | 148.5 | 148.5 | 148.5 | | | | | | | | | | |
| Operation of automotive vehicles – Utilisation de véhicules automobiles P711073 | 1994 | 112.8 | 113.8 | 113.8 | 113.7 | 112.5 | 113.7 | 114.5 | 115.8 | 118.4 | 118.4 | 118.3 | 118.3 | 115.3 |
| | 1995 | 117.6 | 118.0 | 119.8 | 120.6 | 120.6 | 122.8 | 122.9 | 123.1 | 122.9 | 122.9 | 123.5 | 123.3 | 121.5 |
| | 1996 | 123.5 | 122.4 | 121.3 | 124.6 | 127.0 | 127.2 | 127.4 | 127.4 | 127.4 | 128.9 | 128.8 | 128.5 | 126.2 |
| | 1997 | 126.4 | 126.3 | 127.0 | | | | | | | | | | |
| Gasoline – Essence P711074 | 1994 | 105.4 | 107.5 | 107.5 | 107.5 | 105.4 | 107.6 | 107.6 | 110.0 | 115.1 | 115.1 | 115.1 | 115.1 | 109.9 |
| | 1995 | 113.4 | 114.1 | 117.5 | 117.3 | 117.4 | 122.5 | 122.5 | 122.8 | 122.6 | 122.6 | 122.6 | 122.0 | 119.8 |
| | 1996 | 122.4 | 119.8 | 117.4 | 122.6 | 128.2 | 128.2 | 128.3 | 128.3 | 128.3 | 131.8 | 131.6 | 130.8 | 126.5 |
| | 1997 | 125.9 | 125.6 | 127.4 | | | | | | | | | | |

TABLE - 8 (Continued)

The Consumer Price Indexes Major Components, Selected Sub-groups and Special Aggregates (Not Seasonally Adjusted), 1994-1997, Provinces, Whitehorse and Yellowknife, 1986=100

TABLEAU - 8 (Suite)

Indices des prix à la consommation, composantes principales, sous-groupes et agrégats spéciaux (non désaisonnalisés), 1994-1997, Provinces, Whitehorse et Yellowknife, 1986=100

| | | Indexes - Indices | | | | | | | | | | | | Annual average Moyenne annuelle |
|---|------|-------------------|-------|-------|-------|-------|-------|---------|-------|-------|-------|-------|-------|------------------------------------|
| | | Jan. | Feb. | March | April | May | June | July | Aug. | Sept. | Oct. | Nov. | Dec. | |
| WHITEHORSE | | Jan. | Fév. | Mars | Avril | Mai | Juin | Juillet | Août | Sept. | Oct. | Nov. | Déc. | |
| Automotive vehicle parts, maintenance and repairs – Pièces, entretien et réparation de véhicules automobiles P711075 | 1994 | 114.0 | 113.9 | 113.9 | 113.4 | 113.4 | 113.4 | 115.4 | 115.6 | 115.6 | 115.6 | 115.3 | 115.3 | 114.6 |
| | 1995 | 115.3 | 115.9 | 115.9 | 119.3 | 119.3 | 119.3 | 119.3 | 119.3 | 119.3 | 119.3 | 121.4 | 121.4 | 118.8 |
| | 1996 | 121.4 | 121.5 | 121.5 | 125.2 | 125.2 | 125.2 | 124.9 | 124.9 | 124.9 | 124.9 | 125.2 | 125.2 | 124.2 |
| | 1997 | 125.2 | 125.2 | 125.2 | | | | | | | | | | |
| Other automotive vehicle operating expenses - Autres dépenses d'utilisation des véhicules automobiles P711076 | 1994 | 127.9 | 127.9 | 127.9 | 127.9 | 127.9 | 127.9 | 128.4 | 128.4 | 128.4 | 128.4 | 128.4 | 128.4 | 128.2 |
| | 1995 | 128.4 | 128.4 | 129.4 | 129.4 | 129.1 | 129.1 | 129.6 | 129.6 | 129.6 | 129.6 | 129.6 | 129.6 | 129.3 |
| | 1996 | 129.6 | 129.6 | 129.6 | 129.6 | 129.6 | 130.3 | 131.0 | 131.0 | 131.0 | 131.0 | 131.0 | 131.0 | 130.4 |
| | 1997 | 131.0 | 131.0 | 131.0 | | | | | | | | | | |
| Automotive vehicle insurance premiums - Primes d'assurance de véhicules automobiles P711077 | 1994 | 125.5 | 125.5 | 125.5 | 125.5 | 125.5 | 125.5 | 126.2 | 126.2 | 126.2 | 126.2 | 126.2 | 126.2 | 125.9 |
| | 1995 | 126.2 | 126.2 | 127.3 | 127.3 | 127.3 | 127.3 | 127.8 | 127.8 | 127.8 | 127.8 | 127.8 | 127.8 | 127.4 |
| | 1996 | 127.8 | 127.8 | 127.8 | 127.8 | 127.8 | 127.8 | 128.5 | 128.5 | 128.5 | 128.5 | 128.5 | 128.5 | 128.2 |
| | 1997 | 128.5 | 128.5 | 128.5 | | | | | | | | | | |
| Public transportation -- Transport public P711079 | 1994 | 128.0 | 132.8 | 130.7 | 134.0 | 130.4 | 133.6 | 147.6 | 147.1 | 142.7 | 140.1 | 139.7 | 148.5 | 137.9 |
| | 1995 | 137.9 | 138.3 | 139.2 | 138.5 | 140.1 | 142.0 | 151.3 | 149.0 | 144.7 | 142.3 | 141.3 | 151.0 | 143.0 |
| | 1996 | 141.8 | 142.5 | 153.3 | 154.6 | 154.5 | 149.5 | 157.1 | 158.6 | 153.6 | 152.3 | 156.7 | 171.2 | 153.8 |
| | 1997 | 168.7 | 155.8 | 167.9 | | | | | | | | | | |
| Local and commuter transportation – Transport local et de banlieue P711080 | 1994 | 125.8 | 125.8 | 125.8 | 126.1 | 126.1 | 127.4 | 127.8 | 127.8 | 129.8 | 129.8 | 129.8 | 129.8 | 127.7 |
| | 1995 | 129.8 | 129.8 | 129.8 | 139.5 | 139.5 | 139.5 | 139.5 | 139.5 | 139.5 | 139.5 | 139.5 | 139.5 | 137.1 |
| | 1996 | 139.5 | 139.5 | 139.5 | 139.5 | 139.5 | 139.5 | 139.5 | 139.5 | 139.5 | 139.5 | 139.5 | 139.5 | 139.5 |
| | 1997 | 139.5 | 139.5 | 139.5 | | | | | | | | | | |
| HEALTH AND PERSONAL CARE – SANTÉ ET SOINS PERSONNELS P711084 | 1994 | 129.1 | 126.1 | 130.7 | 130.0 | 131.8 | 131.9 | 132.3 | 132.0 | 132.5 | 132.8 | 133.2 | 132.8 | 131.3 |
| | 1995 | 130.7 | 128.7 | 128.9 | 128.3 | 128.4 | 129.2 | 130.2 | 128.4 | 128.6 | 128.6 | 129.4 | 128.4 | 129.0 |
| | 1996 | 129.4 | 128.9 | 130.3 | 129.8 | 130.8 | 129.9 | 129.1 | 129.9 | 131.6 | 130.5 | 131.8 | 132.0 | 130.3 |
| | 1997 | 130.7 | 130.3 | 128.9 | | | | | | | | | | |
| Health care – Soins de santé P711085 | 1994 | 135.2 | 134.9 | 135.3 | 135.7 | 135.7 | 135.4 | 137.1 | 135.8 | 136.7 | 136.6 | 136.6 | 135.9 | 135.9 |
| | 1995 | 134.4 | 133.9 | 134.1 | 134.1 | 133.9 | 134.1 | 134.1 | 133.5 | 133.8 | 133.6 | 133.6 | 133.5 | 133.9 |
| | 1996 | 134.2 | 134.5 | 134.1 | 135.1 | 134.9 | 134.8 | 134.2 | 134.2 | 135.5 | 136.2 | 136.2 | 136.2 | 135.0 |
| | 1997 | 136.2 | 136.3 | 134.9 | | | | | | | | | | |
| Medicinal and pharmaceutical products – Médicaments et produits pharmaceutiques P711087 | 1994 | 143.1 | 142.3 | 143.4 | 144.6 | 144.6 | 143.9 | 148.4 | 144.9 | 147.2 | 147.1 | 147.1 | 145.3 | 145.2 |
| | 1995 | 140.0 | 141.4 | 141.6 | 138.6 | 138.1 | 138.5 | 138.5 | 138.0 | 138.8 | 138.3 | 138.3 | 137.5 | 139.0 |
| | 1996 | 138.4 | 139.0 | 138.1 | 138.9 | 138.9 | 138.9 | 138.8 | 138.7 | 136.7 | 137.0 | 137.0 | 137.0 | 138.1 |
| | 1997 | 137.2 | 137.4 | 137.4 | | | | | | | | | | |
| Prescribed medicines – Médicaments prescrits P711088 | 1994 | 134.1 | 134.1 | 134.8 | 136.2 | 136.2 | 135.4 | 142.3 | 140.0 | 140.0 | 139.2 | 139.2 | 136.0 | 137.3 |
| | 1995 | 136.0 | 135.1 | 135.1 | 135.0 | 135.6 | 135.6 | 135.6 | 135.2 | 135.2 | 135.2 | 135.2 | 134.9 | 135.3 |
| | 1996 | 134.9 | 134.9 | 135.0 | 134.9 | 134.9 | 134.9 | 134.9 | 134.8 | 134.6 | 134.6 | 134.6 | 134.6 | 134.8 |
| | 1997 | 134.6 | 135.0 | 135.0 | | | | | | | | | | |
| Non-prescribed medicines – Médicaments non prescrits P711089 | 1994 | 156.2 | 154.1 | 155.9 | 156.8 | 156.8 | 156.3 | 157.0 | 151.7 | 157.6 | 158.7 | 158.7 | 158.7 | 156.5 |
| | 1995 | 146.9 | 151.2 | 151.6 | 144.9 | 143.1 | 144.1 | 144.1 | 143.3 | 145.1 | 144.1 | 144.1 | 142.6 | 145.4 |
| | 1996 | 144.6 | 146.0 | 143.9 | 145.8 | 145.8 | 145.8 | 145.5 | 145.5 | 141.2 | 141.9 | 141.9 | 141.9 | 144.2 |
| | 1997 | 142.2 | 142.2 | 142.2 | | | | | | | | | | |
| Personal care – Soins personnels P711091 | 1994 | 125.5 | 121.0 | 128.0 | 126.6 | 129.4 | 129.8 | 129.4 | 129.7 | 130.0 | 130.5 | 131.1 | 130.9 | 128.5 |
| | 1995 | 128.4 | 125.4 | 125.7 | 124.7 | 124.9 | 126.1 | 127.8 | 125.1 | 125.3 | 125.4 | 126.7 | 125.1 | 125.9 |
| | 1996 | 126.2 | 125.3 | 128.0 | 126.4 | 128.2 | 126.8 | 125.8 | 127.1 | 129.1 | 126.9 | 129.0 | 129.3 | 127.3 |
| | 1997 | 127.1 | 126.4 | 125.1 | | | | | | | | | | |
| RECREATION, EDUCATION AND READING – LOISIRS, FORMATION ET LECTURE P711094 | 1994 | 126.3 | 126.8 | 127.2 | 127.1 | 128.2 | 129.0 | 131.5 | 131.5 | 132.4 | 131.7 | 132.1 | 130.5 | 129.5 |
| | 1995 | 130.5 | 131.7 | 132.1 | 132.3 | 134.2 | 133.6 | 137.7 | 137.7 | 138.6 | 135.3 | 135.6 | 133.0 | 134.4 |
| | 1996 | 133.4 | 133.4 | 133.3 | 134.5 | 137.3 | 138.4 | 143.2 | 143.1 | 141.7 | 140.1 | 136.4 | 135.9 | 137.6 |
| | 1997 | 135.9 | 136.5 | 136.9 | | | | | | | | | | |
| Recreation – Loisirs P711095 | 1994 | 119.5 | 120.1 | 120.1 | 119.8 | 121.2 | 121.8 | 124.6 | 124.6 | 124.7 | 124.0 | 124.3 | 123.0 | 122.3 |
| | 1995 | 122.9 | 124.3 | 124.5 | 124.7 | 126.8 | 126.4 | 131.0 | 131.0 | 131.1 | 127.3 | 127.6 | 124.3 | 126.8 |
| | 1996 | 124.2 | 124.2 | 124.3 | 125.6 | 128.8 | 129.6 | 134.7 | 134.6 | 132.7 | 130.7 | 126.5 | 126.0 | 128.5 |
| | 1997 | 125.9 | 126.7 | 126.6 | | | | | | | | | | |
| Education and reading – Formation et lecture P711103 | 1994 | 163.9 | 164.3 | 167.1 | 167.6 | 167.6 | 169.6 | 169.8 | 169.8 | 174.9 | 175.0 | 175.0 | 171.6 | 169.7 |
| | 1995 | 171.8 | 171.8 | 173.7 | 173.9 | 173.9 | 172.1 | 172.2 | 172.2 | 178.8 | 179.5 | 179.5 | 182.3 | 175.1 |
| | 1996 | 187.3 | 187.3 | 185.4 | 185.7 | 185.7 | 188.5 | 189.9 | 189.9 | 192.6 | 194.4 | 194.4 | 194.5 | 189.6 |
| | 1997 | 194.8 | 194.8 | 198.2 | | | | | | | | | | |

TABLE - 8 (Continued)

The Consumer Price Indexes Major Components, Selected Sub-groups and Special Aggregates (Not Seasonally Adjusted), 1994-1997, Provinces, Whitehorse and Yellowknife, 1986=100

TABLEAU - 8 (Suite)

Indices des prix à la consommation, composantes principales, sous-groupes et agrégats spéciaux (non désaisonnalisés), 1994-1997, Provinces, Whitehorse et Yellowknife, 1986=100

| | | Indexes - Indices | | | | | | | | | | | | Annual average |
|--|------|-------------------|-------|-------|-------|-------|-------|---------|-------|-------|-------|-------|-------|------------------|
| | | Jan. | Feb. | March | April | May | June | July | Aug. | Sept. | Oct. | Nov. | Dec. | |
| WHITEHORSE | | Jan. | Fév. | Mars | Avril | Mai | Juin | Juillet | Août | Sept. | Oct. | Nov. | Déc. | Moyenne annuelle |
| ALCOHOLIC BEVERAGES AND TOBACCO PRODUCTS – BOISSONS ALCOOLISÉES ET PRODUITS DU TABAC P711107 | 1994 | 168.7 | 162.4 | 161.7 | 162.0 | 162.3 | 162.3 | 162.3 | 162.3 | 162.4 | 162.4 | 162.5 | 162.5 | 162.8 |
| | 1995 | 162.5 | 162.5 | 162.4 | 161.6 | 162.3 | 162.3 | 162.4 | 162.4 | 162.4 | 162.6 | 162.6 | 162.6 | 162.4 |
| | 1996 | 161.9 | 161.9 | 162.6 | 160.6 | 161.7 | 161.4 | 161.4 | 161.4 | 162.1 | 162.1 | 162.1 | 162.0 | 161.8 |
| | 1997 | 162.2 | 165.5 | 165.7 | | | | | | | | | | |
| Alcoholic beverages – Boissons alcoolisées P711108 | 1994 | 142.8 | 143.5 | 144.1 | 144.7 | 145.1 | 145.2 | 145.2 | 145.2 | 145.1 | 145.5 | 145.6 | 145.6 | 144.8 |
| | 1995 | 145.6 | 145.6 | 145.4 | 144.2 | 144.2 | 144.2 | 144.3 | 144.3 | 144.4 | 144.7 | 144.7 | 144.7 | 144.7 |
| | 1996 | 144.6 | 144.6 | 144.6 | 145.7 | 148.7 | 148.7 | 148.8 | 148.8 | 148.8 | 148.8 | 148.9 | 148.7 | 147.5 |
| | 1997 | 148.9 | 154.5 | 154.5 | | | | | | | | | | |
| Alcoholic beverages purchased from stores – Boissons alcoolisées achetées au magasin P711110 | 1994 | 134.5 | 134.5 | 135.6 | 136.9 | 137.6 | 137.8 | 137.7 | 137.8 | 137.6 | 138.3 | 138.4 | 138.4 | 137.1 |
| | 1995 | 138.4 | 138.4 | 138.0 | 135.8 | 135.9 | 135.9 | 136.1 | 136.1 | 136.2 | 136.7 | 136.7 | 136.7 | 136.7 |
| | 1996 | 136.7 | 136.7 | 136.6 | 138.6 | 138.6 | 138.6 | 138.7 | 138.7 | 138.7 | 138.9 | 139.0 | 138.5 | 138.2 |
| | 1997 | 139.0 | 139.0 | 139.0 | | | | | | | | | | |
| Tobacco products and smokers' supplies – Produit du tabac et articles pour fumeurs P711114 | 1994 | 241.2 | 214.5 | 210.2 | 209.3 | 209.3 | 209.3 | 209.3 | 209.3 | 210.1 | 208.8 | 208.8 | 208.8 | 212.4 |
| | 1995 | 208.8 | 208.8 | 208.8 | 208.8 | 210.6 | 210.6 | 210.6 | 210.6 | 210.6 | 210.6 | 210.6 | 210.6 | 210.0 |
| | 1996 | 208.8 | 208.8 | 210.8 | 203.4 | 201.2 | 200.4 | 200.4 | 200.4 | 202.2 | 202.2 | 202.2 | 202.2 | 203.6 |
| | 1997 | 202.2 | 202.2 | 202.6 | | | | | | | | | | |
| SELECTED SPECIAL AGGREGATES – CERTAINS AGRÉGATS SPÉCIAUX | | | | | | | | | | | | | | |
| All-items excluding food – Ensemble sans les aliments P711126 | 1994 | 129.2 | 128.5 | 128.8 | 128.7 | 129.1 | 129.5 | 130.7 | 131.0 | 131.3 | 131.2 | 131.6 | 131.6 | 130.1 |
| | 1995 | 130.9 | 131.0 | 131.1 | 131.1 | 131.6 | 131.7 | 133.0 | 132.8 | 133.1 | 132.4 | 133.2 | 132.9 | 132.1 |
| | 1996 | 132.8 | 132.6 | 132.9 | 133.3 | 134.0 | 134.2 | 135.1 | 135.3 | 135.0 | 135.0 | 134.9 | 135.3 | 134.2 |
| | 1997 | 135.1 | 135.1 | 135.8 | | | | | | | | | | |
| All-items excluding food and energy – Ensemble sans les aliments et l'énergie P711127 | 1994 | 130.7 | 129.9 | 130.2 | 130.2 | 130.7 | 131.0 | 131.9 | 132.2 | 132.1 | 132.0 | 132.4 | 132.5 | 131.3 |
| | 1995 | 132.3 | 132.4 | 132.3 | 132.4 | 132.9 | 132.8 | 134.2 | 134.0 | 134.3 | 133.6 | 134.5 | 134.1 | 133.3 |
| | 1996 | 134.0 | 133.9 | 134.4 | 134.5 | 134.9 | 135.1 | 136.1 | 136.3 | 136.0 | 135.7 | 135.7 | 136.1 | 135.2 |
| | 1997 | 136.0 | 135.7 | 136.3 | | | | | | | | | | |
| All-items excluding energy – Ensemble sans l'énergie P711129 | 1994 | 128.8 | 128.2 | 128.4 | 128.5 | 128.4 | 128.9 | 129.7 | 129.8 | 129.8 | 129.6 | 130.3 | 130.2 | 129.2 |
| | 1995 | 130.3 | 130.1 | 129.7 | 130.2 | 130.9 | 130.5 | 132.0 | 131.4 | 131.7 | 131.1 | 132.1 | 131.4 | 131.0 |
| | 1996 | 131.7 | 131.6 | 131.7 | 131.7 | 132.5 | 132.8 | 133.7 | 134.0 | 133.7 | 133.3 | 133.7 | 134.0 | 132.9 |
| | 1997 | 133.8 | 133.7 | 134.7 | | | | | | | | | | |
| Energy – Énergie P711130 | 1994 | 117.4 | 118.1 | 118.2 | 118.0 | 117.0 | 118.0 | 122.2 | 123.3 | 126.5 | 126.2 | 126.4 | 126.2 | 121.5 |
| | 1995 | 120.8 | 121.0 | 122.9 | 122.5 | 122.4 | 124.8 | 124.8 | 125.0 | 124.8 | 124.8 | 124.9 | 124.7 | 123.6 |
| | 1996 | 124.8 | 123.7 | 122.6 | 125.1 | 128.8 | 128.9 | 129.1 | 129.1 | 129.5 | 131.3 | 131.3 | 131.0 | 127.9 |
| | 1997 | 129.4 | 132.5 | 134.0 | | | | | | | | | | |
| All-items excluding shelter – Ensemble sans le logement P711135 | 1994 | 126.8 | 126.3 | 126.4 | 126.6 | 126.4 | 126.9 | 127.8 | 127.9 | 128.2 | 127.8 | 128.7 | 128.7 | 127.4 |
| | 1995 | 128.7 | 128.5 | 128.1 | 128.7 | 129.5 | 129.2 | 131.0 | 130.3 | 130.8 | 129.9 | 131.1 | 130.3 | 129.7 |
| | 1996 | 130.6 | 130.6 | 130.5 | 130.9 | 132.1 | 132.5 | 133.6 | 133.9 | 133.5 | 133.3 | 133.8 | 134.1 | 132.5 |
| | 1997 | 133.7 | 133.6 | 134.9 | | | | | | | | | | |
| All-items excluding alcoholic beverages and tobacco products – Ensemble sans les boissons alcoolisées et les produits du tabac P711132 | 1994 | 124.1 | 124.1 | 124.3 | 124.4 | 124.2 | 124.8 | 125.9 | 126.1 | 126.4 | 126.1 | 126.9 | 126.8 | 125.3 |
| | 1995 | 126.5 | 126.3 | 126.0 | 126.5 | 127.2 | 126.9 | 128.4 | 127.8 | 128.2 | 127.5 | 128.5 | 127.8 | 127.3 |
| | 1996 | 128.1 | 127.9 | 127.9 | 128.3 | 129.2 | 129.6 | 130.5 | 130.7 | 130.4 | 130.2 | 130.6 | 130.8 | 129.5 |
| | 1997 | 130.5 | 130.5 | 131.6 | | | | | | | | | | |
| All-items excluding tobacco products – Ensemble sans les produits du tabac P711134 | 1994 | 125.2 | 125.3 | 125.5 | 125.5 | 125.4 | 126.0 | 127.0 | 127.2 | 127.5 | 127.3 | 127.9 | 127.9 | 126.5 |
| | 1995 | 127.6 | 127.4 | 127.1 | 127.6 | 128.2 | 128.0 | 129.4 | 128.9 | 129.2 | 128.6 | 129.5 | 128.8 | 128.4 |
| | 1996 | 129.2 | 129.0 | 128.9 | 129.3 | 130.4 | 130.7 | 131.6 | 131.8 | 131.5 | 131.3 | 131.7 | 131.9 | 130.6 |
| | 1997 | 131.6 | 131.8 | 132.8 | | | | | | | | | | |
| All-items (March 1982=100) – Ensemble (mars 1982=100) P711137 | 1994 | 154.9 | 154.3 | 154.4 | 154.5 | 154.4 | 155.0 | 156.3 | 156.5 | 156.8 | 156.6 | 157.3 | 157.2 | 155.7 |
| | 1995 | 156.8 | 156.6 | 156.3 | 156.8 | 157.6 | 157.3 | 159.0 | 158.4 | 158.8 | 158.0 | 159.1 | 158.3 | 157.8 |
| | 1996 | 158.7 | 158.5 | 158.4 | 158.8 | 160.0 | 160.3 | 161.4 | 161.7 | 161.3 | 161.1 | 161.7 | 161.9 | 160.3 |
| | 1997 | 161.4 | 161.8 | 163.0 | | | | | | | | | | |

TABLE - 8 (Continued)

The Consumer Price Indexes Major Components, Selected Sub-groups and Special Aggregates (Not Seasonally Adjusted), 1994-1997, Provinces, Whitehorse and Yellowknife, 1986=100

TABLEAU - 8 (Suite)

Indices des prix à la consommation, composantes principales, sous-groupes et agrégats spéciaux (non désaisonnalisés), 1994-1997, Provinces, Whitehorse et Yellowknife, 1986=100

| | | Indexes - Indices | | | | | | | | | | | | Annual average |
|--|------|-------------------|-------|-------|-------|-------|-------|---------|-------|-------|-------|-------|-------|------------------|
| | | Jan. | Feb. | March | April | May | June | July | Aug. | Sept. | Oct. | Nov. | Dec. | |
| YELLOWKNIFE | | Jan. | Fév. | Mars | Avril | Mai | Juin | Juillet | Août | Sept. | Oct. | Nov. | Déc. | Moyenne annuelle |
| ALL-ITEMS – ENSEMBLE | 1994 | 128.1 | 128.1 | 127.8 | 128.1 | 128.7 | 128.8 | 129.2 | 129.3 | 129.5 | 129.4 | 129.7 | 130.5 | 128.9 |
| | 1995 | 130.1 | 130.5 | 131.0 | 131.6 | 132.2 | 132.6 | 133.6 | 133.7 | 134.1 | 133.6 | 133.9 | 133.7 | 132.6 |
| | 1996 | 133.4 | 133.5 | 133.8 | 133.8 | 135.2 | 134.3 | 135.5 | 135.4 | 135.4 | 135.3 | 135.5 | 134.9 | 134.7 |
| | 1997 | 134.8 | 134.1 | 134.1 | | | | | | | | | | |
| FOOD – ALIMENTS | 1994 | 122.4 | 121.7 | 121.9 | 122.7 | 122.7 | 123.1 | 121.1 | 123.1 | 123.0 | 122.7 | 123.4 | 125.3 | 122.8 |
| | 1995 | 124.7 | 124.5 | 124.1 | 127.3 | 128.1 | 128.1 | 127.3 | 126.4 | 126.8 | 127.0 | 127.4 | 129.9 | 126.8 |
| | 1996 | 127.7 | 127.8 | 126.3 | 126.4 | 131.4 | 129.0 | 130.2 | 127.9 | 127.1 | 129.1 | 130.8 | 127.8 | 128.5 |
| | 1997 | 128.2 | 126.3 | 125.2 | | | | | | | | | | |
| P712001 Food purchased from stores – Aliments achetés au magasin | 1994 | 116.2 | 115.2 | 115.2 | 116.3 | 116.4 | 117.0 | 113.9 | 116.9 | 116.8 | 116.3 | 117.3 | 120.1 | 116.5 |
| | 1995 | 119.3 | 118.9 | 118.4 | 122.6 | 123.5 | 123.1 | 121.9 | 120.7 | 120.9 | 121.3 | 121.8 | 125.2 | 121.5 |
| | 1996 | 122.4 | 122.5 | 120.7 | 120.9 | 127.1 | 123.9 | 125.5 | 122.5 | 121.2 | 123.8 | 126.0 | 121.6 | 123.2 |
| | 1997 | 122.1 | 119.5 | 118.0 | | | | | | | | | | |
| P712002 Meat – Viande | 1994 | 113.5 | 111.3 | 111.0 | 115.4 | 116.2 | 117.8 | 112.8 | 114.1 | 114.7 | 110.5 | 109.7 | 110.1 | 113.1 |
| | 1995 | 109.6 | 109.9 | 109.9 | 112.0 | 112.2 | 111.9 | 110.5 | 112.8 | 112.3 | 114.3 | 115.3 | 116.3 | 112.3 |
| | 1996 | 116.8 | 114.1 | 114.6 | 113.8 | 116.2 | 117.8 | 120.7 | 120.3 | 118.5 | 117.5 | 118.7 | 118.5 | 117.3 |
| | 1997 | 119.6 | 115.5 | 115.6 | | | | | | | | | | |
| P712003 Fresh or frozen meat (excluding poultry) – Viande fraîche ou congelée (sauf la volaille) | 1994 | 106.3 | 106.8 | 105.7 | 102.2 | 104.5 | 106.9 | 107.6 | 106.9 | 107.7 | 106.0 | 103.5 | 104.0 | 105.7 |
| | 1995 | 106.1 | 104.7 | 106.1 | 109.5 | 109.8 | 108.8 | 109.1 | 108.8 | 109.4 | 109.9 | 112.2 | 113.0 | 109.0 |
| | 1996 | 112.4 | 109.1 | 108.7 | 109.8 | 110.5 | 114.7 | 116.2 | 116.8 | 113.6 | 112.2 | 112.7 | 113.0 | 112.5 |
| | 1997 | 114.9 | 110.8 | 112.2 | | | | | | | | | | |
| P712004 Fresh or frozen poultry meat – Volaille fraîche ou congelée | 1994 | 92.4 | 81.0 | 82.7 | 117.5 | 117.3 | 114.8 | 86.1 | 87.1 | 88.2 | 88.4 | 87.2 | 87.2 | 94.2 |
| | 1995 | 84.2 | 88.9 | 94.6 | 92.7 | 91.2 | 91.2 | 91.5 | 95.8 | 95.8 | 96.2 | 96.6 | 95.6 | 92.9 |
| | 1996 | 98.9 | 93.8 | 98.7 | 96.6 | 98.0 | 98.6 | 100.2 | 100.2 | 99.8 | 99.4 | 100.2 | 98.1 | 98.5 |
| | 1997 | 99.0 | 96.3 | 94.8 | | | | | | | | | | |
| P712007 Processed meat – Viande traitée | 1994 | 137.3 | 136.1 | 135.9 | 135.2 | 134.1 | 137.1 | 136.8 | 141.4 | 141.4 | 130.3 | 132.9 | 133.3 | 136.0 |
| | 1995 | 129.0 | 129.0 | 120.0 | 122.1 | 124.0 | 125.3 | 118.3 | 124.8 | 120.9 | 128.1 | 126.0 | 129.5 | 124.8 |
| | 1996 | 130.1 | 131.3 | 130.0 | 125.6 | 133.0 | 128.7 | 135.8 | 132.6 | 133.2 | 133.0 | 135.8 | 136.6 | 132.1 |
| | 1997 | 135.7 | 131.1 | 129.0 | | | | | | | | | | |
| P712009 Fish and other seafood – Poisson et autres produits de la mer | 1994 | 145.5 | 151.6 | 147.4 | 146.9 | 139.0 | 146.9 | 150.8 | 155.9 | 155.3 | 156.8 | 158.9 | 159.8 | 151.2 |
| | 1995 | 163.4 | 165.8 | 166.7 | 178.0 | 178.0 | 178.0 | 178.4 | 175.1 | 174.4 | 184.6 | 189.1 | 185.4 | 176.4 |
| | 1996 | 183.6 | 187.1 | 178.9 | 175.8 | 173.8 | 181.1 | 181.2 | 176.4 | 174.9 | 184.6 | 179.3 | 176.7 | 179.5 |
| | 1997 | 172.3 | 166.3 | 167.9 | | | | | | | | | | |
| P712010 Dairy products – Produits laitiers | 1994 | 112.4 | 111.5 | 111.3 | 113.2 | 110.2 | 108.5 | 109.8 | 111.3 | 114.2 | 114.3 | 113.1 | 115.7 | 112.1 |
| | 1995 | 115.6 | 113.9 | 116.1 | 117.2 | 116.4 | 116.3 | 117.0 | 119.5 | 118.7 | 118.3 | 120.7 | 119.9 | 117.5 |
| | 1996 | 120.6 | 121.9 | 123.2 | 121.9 | 118.3 | 123.0 | 123.7 | 119.1 | 118.2 | 118.4 | 114.2 | 113.7 | 119.7 |
| | 1997 | 116.6 | 114.7 | 115.1 | | | | | | | | | | |
| P712013 Eggs – Oeufs | 1994 | 92.7 | 92.7 | 92.2 | 92.2 | 92.2 | 97.7 | 93.3 | 94.9 | 94.9 | 95.5 | 92.4 | 93.3 | 93.7 |
| | 1995 | 93.9 | 94.1 | 95.2 | 98.8 | 94.4 | 94.9 | 98.8 | 100.5 | 98.3 | 102.7 | 98.8 | 98.8 | 97.4 |
| | 1996 | 97.2 | 103.9 | 98.8 | 98.8 | 97.7 | 98.8 | 100.5 | 101.6 | 101.6 | 101.6 | 101.6 | 101.6 | 100.3 |
| | 1997 | 101.6 | 101.6 | 101.6 | | | | | | | | | | |
| P712017 Bakery and other cereal products – Produits de boulangerie et autres produits céréaliers | 1994 | 115.9 | 117.1 | 115.8 | 115.4 | 115.0 | 116.2 | 120.8 | 116.4 | 118.4 | 120.4 | 120.2 | 120.7 | 117.7 |
| | 1995 | 116.5 | 116.7 | 115.3 | 119.9 | 122.8 | 124.7 | 125.4 | 127.8 | 128.8 | 128.3 | 125.9 | 128.2 | 123.4 |
| | 1996 | 128.2 | 127.5 | 125.3 | 125.0 | 139.6 | 130.0 | 131.2 | 132.0 | 132.7 | 138.3 | 135.5 | 133.3 | 131.6 |
| | 1997 | 134.9 | 133.8 | 128.8 | | | | | | | | | | |
| P712018 Bakery products – Produits de boulangerie | 1994 | 104.5 | 105.3 | 104.7 | 103.3 | 101.9 | 106.2 | 109.6 | 104.6 | 107.4 | 109.1 | 109.1 | 108.9 | 106.2 |
| | 1995 | 102.1 | 102.3 | 100.9 | 106.2 | 108.3 | 108.3 | 109.4 | 110.5 | 111.1 | 111.6 | 110.4 | 110.3 | 107.6 |
| | 1996 | 110.7 | 111.0 | 110.8 | 111.3 | 123.2 | 110.8 | 110.2 | 110.6 | 112.9 | 121.0 | 117.9 | 116.4 | 113.9 |
| | 1997 | 115.7 | 114.0 | 111.8 | | | | | | | | | | |
| P712019 Other cereal grains and cereal products – Autres grains céréaliers et produits céréaliers | 1994 | 138.4 | 140.6 | 137.5 | 139.4 | 141.3 | 135.8 | 142.8 | 139.7 | 139.8 | 142.4 | 141.8 | 144.0 | 140.3 |
| | 1995 | 144.2 | 144.5 | 142.8 | 146.4 | 150.8 | 156.0 | 155.9 | 160.8 | 162.4 | 160.1 | 155.6 | 162.2 | 153.5 |
| | 1996 | 161.5 | 159.2 | 153.3 | 151.8 | 171.2 | 166.1 | 170.5 | 172.2 | 169.9 | 171.4 | 169.1 | 165.8 | 165.2 |
| | 1997 | 171.3 | 171.2 | 161.3 | | | | | | | | | | |
| P712020 Fresh fruit – Fruits frais | 1994 | 90.4 | 95.7 | 93.8 | 94.8 | 97.4 | 94.3 | 97.3 | 100.8 | 94.1 | 101.0 | 88.7 | 99.0 | 95.6 |
| | 1995 | 99.6 | 100.2 | 93.1 | 84.6 | 93.0 | 92.5 | 99.1 | 98.8 | 100.0 | 94.6 | 92.9 | 94.0 | 95.2 |
| | 1996 | 80.5 | 86.5 | 89.4 | 92.5 | 105.4 | 87.1 | 93.9 | 72.1 | 75.5 | 90.3 | 93.4 | 78.7 | 87.1 |
| | 1997 | 81.9 | 79.3 | 81.5 | | | | | | | | | | |

TABLE - 8 (Continued)

The Consumer Price Indexes Major Components, Selected Sub-groups and Special Aggregates (Not Seasonally Adjusted), 1994-1997, Provinces, Whitehorse and Yellowknife, 1986=100

TABLEAU - 8 (Suite)

Indices des prix à la consommation, composantes principales, sous-groupes et agrégats spéciaux (non désaisonnalisés), 1994-1997, Provinces, Whitehorse et Yellowknife, 1986=100

| | | Indexes - Indices | | | | | | | | | | | | Annual average Moyenne annuelle |
|--|---------|-------------------|-------|-------|-------|-------|-------|---------|-------|-------|-------|-------|-------|------------------------------------|
| | | Jan. | Feb. | March | April | May | June | July | Aug. | Sept. | Oct. | Nov. | Dec. | |
| YELLOWKNIFE | | Jan. | Fév. | Mars | Avril | Mai | Juin | Juillet | Août | Sept. | Oct. | Nov. | Déc. | |
| Fresh vegetables – Légumes frais | 1994 | 125.2 | 107.7 | 107.0 | 110.9 | 109.8 | 105.7 | 102.4 | 104.6 | 95.2 | 96.3 | 103.0 | 122.0 | 107.5 |
| | 1995 | 131.3 | 126.5 | 122.1 | 176.6 | 174.4 | 157.8 | 129.3 | 105.2 | 100.6 | 98.1 | 93.4 | 105.9 | 126.8 |
| | 1996 | 112.4 | 109.1 | 101.8 | 114.2 | 123.8 | 104.0 | 104.4 | 108.1 | 88.8 | 95.9 | 124.5 | 102.6 | 107.5 |
| | P712025 | 1997 | 104.2 | 112.5 | 115.7 | | | | | | | | | |
| Non-alcoholic beverages – Boissons non alcoolisées | 1994 | 88.9 | 83.9 | 83.6 | 91.1 | 91.6 | 91.5 | 39.7 | 77.6 | 87.3 | 89.4 | 89.8 | 91.3 | 83.8 |
| | 1995 | 84.6 | 84.6 | 80.5 | 84.6 | 76.7 | 76.7 | 76.7 | 76.7 | 73.5 | 79.5 | 73.0 | 102.0 | 80.8 |
| | 1996 | 79.5 | 79.5 | 66.8 | 57.9 | 90.3 | 79.5 | 79.5 | 73.5 | 79.5 | 79.5 | 79.5 | 81.7 | 77.2 |
| | P712031 | 1997 | 81.7 | 81.8 | 81.8 | | | | | | | | | |
| Food purchased from restaurants – Aliments achetés au restaurant | 1994 | 136.6 | 136.6 | 137.2 | 137.2 | 137.2 | 137.2 | 137.6 | 137.6 | 137.2 | 137.5 | 137.5 | 137.5 | 137.2 |
| | 1995 | 137.5 | 138.0 | 138.0 | 138.0 | 138.5 | 139.8 | 140.0 | 140.0 | 140.8 | 140.6 | 140.6 | 140.6 | 139.4 |
| | 1996 | 140.3 | 140.3 | 139.6 | 139.6 | 140.7 | 140.7 | 140.7 | 140.7 | 141.1 | 141.4 | 141.8 | 142.9 | 140.8 |
| | P712032 | 1997 | 142.9 | 142.9 | 142.9 | | | | | | | | | |
| SHELTER – LOGEMENT | 1994 | 126.1 | 125.8 | 125.8 | 125.6 | 125.7 | 125.6 | 125.6 | 125.7 | 126.3 | 125.7 | 125.7 | 127.1 | 125.9 |
| | 1995 | 127.2 | 127.2 | 127.3 | 127.6 | 128.1 | 129.8 | 129.7 | 129.7 | 129.7 | 129.7 | 129.8 | 129.7 | 128.8 |
| | 1996 | 129.7 | 129.7 | 129.7 | 129.8 | 130.0 | 129.8 | 129.9 | 129.8 | 129.8 | 129.7 | 129.8 | 129.7 | 129.8 |
| | P712033 | 1997 | 129.9 | 129.8 | 129.4 | | | | | | | | | |
| Rented accommodation – Logement en location | 1994 | ... | ... | ... | ... | ... | ... | ... | ... | ... | ... | ... | ... | ... |
| | 1995 | ... | ... | ... | ... | ... | ... | ... | ... | ... | ... | ... | ... | ... |
| | 1996 | ... | ... | ... | ... | ... | ... | ... | ... | ... | ... | ... | ... | ... |
| | 1997 | ... | ... | ... | ... | ... | ... | ... | ... | ... | ... | ... | ... | ... |
| Rent – Loyer | 1994 | ... | ... | ... | ... | ... | ... | ... | ... | ... | ... | ... | ... | ... |
| | 1995 | ... | ... | ... | ... | ... | ... | ... | ... | ... | ... | ... | ... | ... |
| | 1996 | ... | ... | ... | ... | ... | ... | ... | ... | ... | ... | ... | ... | ... |
| | 1997 | ... | ... | ... | ... | ... | ... | ... | ... | ... | ... | ... | ... | ... |
| Owned accommodation – Logement en propriété | 1994 | ... | ... | ... | ... | ... | ... | ... | ... | ... | ... | ... | ... | ... |
| | 1995 | ... | ... | ... | ... | ... | ... | ... | ... | ... | ... | ... | ... | ... |
| | 1996 | ... | ... | ... | ... | ... | ... | ... | ... | ... | ... | ... | ... | ... |
| | 1997 | ... | ... | ... | ... | ... | ... | ... | ... | ... | ... | ... | ... | ... |
| Replacement cost – Coût de remplacement | 1994 | ... | ... | ... | ... | ... | ... | ... | ... | ... | ... | ... | ... | ... |
| | 1995 | ... | ... | ... | ... | ... | ... | ... | ... | ... | ... | ... | ... | ... |
| | 1996 | ... | ... | ... | ... | ... | ... | ... | ... | ... | ... | ... | ... | ... |
| | 1997 | ... | ... | ... | ... | ... | ... | ... | ... | ... | ... | ... | ... | ... |
| Homeowners' insurance premiums – Primes d'assurance de propriétaire | 1994 | ... | ... | ... | ... | ... | ... | ... | ... | ... | ... | ... | ... | ... |
| | 1995 | ... | ... | ... | ... | ... | ... | ... | ... | ... | ... | ... | ... | ... |
| | 1996 | ... | ... | ... | ... | ... | ... | ... | ... | ... | ... | ... | ... | ... |
| | 1997 | ... | ... | ... | ... | ... | ... | ... | ... | ... | ... | ... | ... | ... |
| Homeowners' maintenance and repairs – Entretien et réparations par le propriétaire | 1994 | ... | ... | ... | ... | ... | ... | ... | ... | ... | ... | ... | ... | ... |
| | 1995 | ... | ... | ... | ... | ... | ... | ... | ... | ... | ... | ... | ... | ... |
| | 1996 | ... | ... | ... | ... | ... | ... | ... | ... | ... | ... | ... | ... | ... |
| | 1997 | ... | ... | ... | ... | ... | ... | ... | ... | ... | ... | ... | ... | ... |
| Water, fuel and electricity – Eau, combustible et électricité | 1994 | 138.6 | 138.6 | 139.2 | 138.7 | 138.0 | 138.0 | 137.6 | 137.6 | 141.0 | 137.4 | 138.2 | 146.0 | 139.1 |
| | 1995 | 145.7 | 145.1 | 144.4 | 146.1 | 147.0 | 147.0 | 147.0 | 147.0 | 146.2 | 149.1 | 149.5 | 148.8 | 146.9 |
| | 1996 | 149.4 | 150.1 | 150.4 | 150.9 | 152.6 | 152.6 | 153.1 | 153.1 | 153.1 | 153.1 | 154.9 | 154.9 | 152.4 |
| | P712041 | 1997 | 158.1 | 157.8 | 155.6 | | | | | | | | | |
| Electricity – Électricité | 1994 | 166.6 | 166.6 | 166.6 | 166.6 | 166.6 | 166.6 | 165.6 | 165.6 | 165.6 | 165.6 | 165.6 | 182.2 | 167.5 |
| | 1995 | 182.2 | 182.2 | 182.2 | 182.2 | 182.2 | 182.2 | 182.2 | 182.2 | 182.2 | 182.2 | 189.2 | 189.2 | 184.0 |
| | 1996 | 189.2 | 189.2 | 189.2 | 189.2 | 189.2 | 189.2 | 190.4 | 190.4 | 190.4 | 190.4 | 193.3 | 193.3 | 190.3 |
| | P712042 | 1997 | 198.0 | 198.0 | 198.0 | | | | | | | | | |
| Piped gas – Gaz | 1994 | ... | ... | ... | ... | ... | ... | ... | ... | ... | ... | ... | ... | ... |
| | 1995 | ... | ... | ... | ... | ... | ... | ... | ... | ... | ... | ... | ... | ... |
| | 1996 | ... | ... | ... | ... | ... | ... | ... | ... | ... | ... | ... | ... | ... |
| | 1997 | ... | ... | ... | ... | ... | ... | ... | ... | ... | ... | ... | ... | ... |
| Fuel oil and other fuel – Mazout et autres combustibles | 1994 | 100.8 | 100.8 | 102.0 | 101.5 | 99.9 | 99.9 | 99.9 | 99.9 | 107.7 | 96.6 | 97.7 | 100.4 | 100.6 |
| | 1995 | 100.4 | 99.0 | 97.6 | 97.6 | 99.6 | 99.6 | 99.6 | 99.6 | 97.9 | 98.4 | 99.1 | 97.5 | 98.8 |
| | 1996 | 98.9 | 100.1 | 100.9 | 102.2 | 105.9 | 105.9 | 105.9 | 105.9 | 105.9 | 105.9 | 107.3 | 107.3 | 104.3 |
| | P712045 | 1997 | 109.4 | 109.0 | 104.1 | | | | | | | | | |

TABLE - 8 (Continued)

**The Consumer Price Indexes Major Components,
Selected Sub-groups and Special Aggregates
(Not Seasonally Adjusted), 1994-1997, Provinces,
Whitehorse and Yellowknife, 1986=100**

TABLEAU - 8 (Suite)

**Indices des prix à la consommation, composantes
principales, sous-groupes et agrégats spéciaux
(non désaisonnalisés), 1994-1997, Provinces,
Whitehorse et Yellowknife, 1986=100**

| | | Indexes - Indices | | | | | | | | | | | | Annual average |
|--|------|-------------------|-------|-------|-------|-------|-------|---------|-------|-------|-------|-------|-------|---------------------|
| | | Jan. | Feb. | March | April | May | June | July | Aug. | Sept. | Oct. | Nov. | Dec. | |
| YELLOWKNIFE | | Jan. | Fév. | Mars | Avril | Mai | Juin | Juillet | Août | Sept. | Oct. | Nov. | Déc. | Moyenne annuelle |
| HOUSEHOLD OPERATIONS AND FURNISHINGS - DÉPENSES ET ÉQUIPEMENT DU MÉNAGE P712046 | 1994 | 111.6 | 112.9 | 111.6 | 112.3 | 112.7 | 112.6 | 112.1 | 111.5 | 111.5 | 111.1 | 111.8 | 111.3 | 111.9 |
| | 1995 | 111.2 | 111.8 | 112.5 | 111.9 | 112.3 | 111.4 | 112.2 | 112.8 | 113.6 | 114.3 | 114.4 | 113.7 | 112.7 |
| | 1996 | 113.4 | 113.3 | 113.8 | 113.4 | 114.4 | 114.7 | 114.6 | 115.1 | 115.8 | 115.8 | 116.1 | 113.3 | 114.5 |
| | 1997 | 113.3 | 112.0 | 111.8 | | | | | | | | | | |
| Household operations - Dépenses du ménage P712047 | 1994 | 114.9 | 116.6 | 114.8 | 115.5 | 115.5 | 115.4 | 114.9 | 114.5 | 113.9 | 113.7 | 114.4 | 114.2 | 114.9 |
| | 1995 | 114.2 | 115.0 | 115.7 | 114.5 | 114.8 | 114.8 | 115.7 | 116.7 | 117.5 | 118.6 | 118.9 | 118.6 | 116.3 |
| | 1996 | 118.0 | 117.5 | 118.0 | 117.3 | 118.6 | 118.5 | 118.5 | 119.2 | 120.1 | 120.2 | 120.4 | 116.0 | 118.5 |
| | 1997 | 116.0 | 115.4 | 115.7 | | | | | | | | | | |
| Telephone services - Services téléphoniques P712049 | 1994 | 96.5 | 96.5 | 93.4 | 93.4 | 94.4 | 94.4 | 94.4 | 94.4 | 94.4 | 94.4 | 94.4 | 94.4 | 94.6 |
| | 1995 | 94.4 | 94.4 | 94.4 | 95.9 | 95.9 | 95.9 | 95.9 | 95.9 | 95.9 | 95.4 | 95.4 | 95.4 | 95.4 |
| | 1996 | 93.9 | 93.9 | 93.9 | 93.9 | 93.9 | 93.9 | 93.9 | 93.9 | 93.9 | 93.9 | 93.9 | 93.9 | 93.9 |
| | 1997 | 93.9 | 93.9 | 93.9 | | | | | | | | | | |
| Household furnishings - Équipement du ménage P712054 | 1994 | 107.7 | 108.3 | 107.7 | 108.4 | 109.4 | 109.2 | 108.8 | 108.0 | 108.6 | 108.0 | 108.6 | 107.9 | 108.4 |
| | 1995 | 107.6 | 107.9 | 108.5 | 109.1 | 109.6 | 107.0 | 107.7 | 107.5 | 108.5 | 108.5 | 108.2 | 106.8 | 108.1 |
| | 1996 | 107.1 | 107.7 | 108.2 | 108.3 | 108.7 | 109.8 | 109.6 | 109.5 | 110.0 | 109.8 | 110.3 | 110.3 | 109.1 |
| | 1997 | 110.2 | 107.7 | 106.7 | | | | | | | | | | |
| CLOTHING AND FOOTWEAR - HABILLEMENT ET CHAUSSURES P712061 | 1994 | 133.1 | 131.7 | 131.6 | 131.3 | 131.9 | 131.8 | 129.8 | 129.8 | 131.1 | 132.9 | 131.2 | 131.9 | 131.5 |
| | 1995 | 132.3 | 131.4 | 132.5 | 132.3 | 132.4 | 131.9 | 130.3 | 132.7 | 135.1 | 134.2 | 131.4 | 127.7 | 132.0 |
| | 1996 | 131.8 | 130.6 | 133.1 | 132.0 | 130.5 | 127.5 | 128.1 | 129.1 | 134.4 | 133.9 | 133.3 | 131.1 | 131.3 |
| | 1997 | 130.4 | 131.1 | 131.3 | | | | | | | | | | |
| Clothing - Habillement P712062 | 1994 | 128.8 | 127.0 | 126.3 | 125.9 | 125.4 | 125.9 | 123.2 | 123.1 | 125.1 | 126.6 | 125.3 | 126.0 | 125.7 |
| | 1995 | 125.9 | 126.3 | 127.7 | 128.4 | 128.1 | 127.7 | 126.9 | 128.1 | 130.9 | 129.9 | 126.5 | 122.2 | 127.4 |
| | 1996 | 126.2 | 126.7 | 129.3 | 128.8 | 126.0 | 121.8 | 123.8 | 125.8 | 131.3 | 130.8 | 129.7 | 127.1 | 127.3 |
| | 1997 | 126.4 | 128.0 | 127.6 | | | | | | | | | | |
| Women's clothing - Vêtements pour femmes P712063 | 1994 | 128.6 | 125.5 | 124.2 | 122.8 | 122.2 | 122.1 | 120.5 | 120.7 | 124.0 | 126.0 | 123.7 | 126.1 | 123.9 |
| | 1995 | 127.2 | 125.5 | 127.1 | 126.6 | 124.2 | 124.4 | 124.8 | 124.7 | 129.7 | 128.3 | 124.9 | 116.5 | 125.3 |
| | 1996 | 124.1 | 124.6 | 127.2 | 126.3 | 120.7 | 116.3 | 118.4 | 120.2 | 130.0 | 126.8 | 124.8 | 120.9 | 123.4 |
| | 1997 | 120.8 | 121.6 | 125.4 | | | | | | | | | | |
| Men's clothing - Vêtements pour hommes P712064 | 1994 | 131.6 | 130.7 | 130.5 | 131.8 | 131.0 | 132.2 | 128.4 | 127.0 | 128.7 | 129.9 | 129.6 | 128.6 | 130.0 |
| | 1995 | 125.3 | 126.6 | 128.2 | 130.9 | 133.8 | 132.0 | 131.0 | 134.6 | 134.3 | 134.4 | 132.1 | 129.7 | 131.1 |
| | 1996 | 130.1 | 129.9 | 133.4 | 133.5 | 133.3 | 129.6 | 132.4 | 135.3 | 134.9 | 138.5 | 138.9 | 136.2 | 133.8 |
| | 1997 | 134.5 | 137.8 | 131.3 | | | | | | | | | | |
| Footwear - Chaussures P712066 | 1994 | 134.4 | 137.3 | 140.2 | 140.2 | 140.2 | 135.9 | 134.1 | 132.6 | 132.3 | 138.8 | 129.2 | 131.7 | 135.6 |
| | 1995 | 135.2 | 129.1 | 127.3 | 121.2 | 127.3 | 127.4 | 118.5 | 119.6 | 123.5 | 122.1 | 119.9 | 115.7 | 123.9 |
| | 1996 | 120.6 | 114.9 | 117.7 | 115.6 | 121.3 | 119.5 | 113.7 | 111.0 | 122.4 | 120.9 | 123.3 | 120.1 | 118.4 |
| | 1997 | 121.0 | 117.4 | 116.4 | | | | | | | | | | |
| TRANSPORTATION - TRANSPORTS P712069 | 1994 | 124.2 | 125.5 | 125.0 | 126.0 | 125.1 | 126.2 | 130.4 | 130.3 | 129.4 | 129.2 | 130.8 | 132.9 | 127.9 |
| | 1995 | 131.4 | 131.6 | 133.8 | 133.8 | 134.3 | 134.2 | 136.3 | 135.8 | 134.9 | 134.4 | 137.0 | 139.3 | 134.7 |
| | 1996 | 137.9 | 138.1 | 140.3 | 140.9 | 141.6 | 140.6 | 141.7 | 142.1 | 141.0 | 140.8 | 143.7 | 147.1 | 141.3 |
| | 1997 | 146.4 | 143.9 | 146.4 | | | | | | | | | | |
| Private transportation - Transport privé P712070 | 1994 | 125.0 | 125.2 | 125.2 | 125.8 | 125.8 | 125.8 | 127.3 | 127.2 | 127.4 | 128.0 | 130.3 | 130.3 | 126.9 |
| | 1995 | 131.3 | 131.3 | 134.0 | 134.3 | 134.5 | 134.0 | 134.3 | 134.2 | 134.2 | 134.2 | 137.7 | 138.2 | 134.4 |
| | 1996 | 138.8 | 138.8 | 138.7 | 139.2 | 140.2 | 140.2 | 139.7 | 139.7 | 139.7 | 139.7 | 142.3 | 142.7 | 140.0 |
| | 1997 | 142.6 | 142.7 | 142.7 | | | | | | | | | | |
| Purchase of automotive vehicles - Achat de véhicules automobiles P712072 | 1994 | 127.1 | 127.6 | 127.5 | 128.2 | 128.2 | 128.2 | 129.3 | 129.3 | 129.3 | 129.3 | 133.9 | 133.9 | 129.3 |
| | 1995 | 136.0 | 136.1 | 136.1 | 135.6 | 135.6 | 135.9 | 136.7 | 136.7 | 136.7 | 136.7 | 142.6 | 142.6 | 137.3 |
| | 1996 | 143.6 | 143.6 | 143.0 | 143.7 | 143.7 | 143.7 | 143.0 | 143.0 | 143.0 | 143.0 | 148.8 | 148.8 | 144.2 |
| | 1997 | 148.7 | 148.7 | 148.7 | | | | | | | | | | |
| Operation of automotive vehicles - Utilisation de véhicules automobiles P712073 | 1994 | 126.2 | 126.2 | 126.2 | 126.7 | 126.7 | 126.7 | 128.9 | 128.8 | 129.3 | 130.5 | 130.6 | 130.5 | 128.1 |
| | 1995 | 130.5 | 130.5 | 132.7 | 133.8 | 134.3 | 135.5 | 135.4 | 135.1 | 135.1 | 135.1 | 136.9 | 136.9 | 134.3 |
| | 1996 | 137.5 | 137.5 | 137.9 | 138.3 | 140.3 | 140.3 | 139.9 | 140.0 | 139.9 | 139.9 | 140.0 | 140.8 | 139.4 |
| | 1997 | 140.5 | 140.8 | 140.8 | | | | | | | | | | |
| Gasoline - Essence P712074 | 1994 | 108.4 | 108.4 | 108.4 | 108.4 | 108.4 | 108.4 | 112.4 | 112.4 | 113.0 | 112.9 | 112.8 | 112.6 | 110.5 |
| | 1995 | 112.6 | 112.6 | 114.4 | 114.7 | 115.7 | 118.1 | 118.6 | 118.1 | 118.1 | 118.1 | 118.1 | 118.1 | 116.4 |
| | 1996 | 118.1 | 118.1 | 118.1 | 118.1 | 122.2 | 122.2 | 121.5 | 121.7 | 121.5 | 121.5 | 121.5 | 121.5 | 120.5 |
| | 1997 | 121.0 | 121.7 | 121.7 | | | | | | | | | | |

TABLE - 8 (Continued)

The Consumer Price Indexes Major Components, Selected Sub-groups and Special Aggregates (Not Seasonally Adjusted), 1994-1997, Provinces, Whitehorse and Yellowknife, 1986=100

TABLEAU - 8 (Suite)

Indices des prix à la consommation, composantes principales, sous-groupes et agrégats spéciaux (non désaisonnalisés), 1994-1997, Provinces, Whitehorse et Yellowknife, 1986=100

| | | Indexes - Indices | | | | | | | | | | | | Annual average |
|---|------|-------------------|-------|-------|-------|-------|-------|---------|-------|-------|-------|-------|-------|------------------|
| | | Jan. | Feb. | March | April | May | June | July | Aug. | Sept. | Oct. | Nov. | Dec. | |
| YELLOWKNIFE | | Jan. | Fév. | Mars | Avril | Mai | Juin | Juillet | Août | Sept. | Oct. | Nov. | Déc. | Moyenne annuelle |
| Automotive vehicle parts, maintenance and repairs – Pièces, entretien et réparation de véhicules automobiles P712075 | 1994 | 121.9 | 121.9 | 121.9 | 123.5 | 123.5 | 123.6 | 124.5 | 124.2 | 124.7 | 124.6 | 124.9 | 124.9 | 123.7 |
| | 1995 | 124.9 | 124.9 | 124.9 | 128.4 | 128.4 | 128.4 | 127.1 | 127.1 | 127.1 | 127.1 | 130.6 | 130.6 | 127.5 |
| | 1996 | 130.6 | 130.6 | 130.6 | 132.0 | 132.0 | 132.0 | 131.6 | 131.6 | 131.6 | 131.6 | 131.7 | 131.7 | 131.5 |
| | 1997 | 131.7 | 131.8 | 131.8 | | | | | | | | | | |
| Other automotive vehicle operating expenses - Autres dépenses d'utilisation des véhicules automobiles P712076 | 1994 | 150.0 | 150.0 | 150.0 | 150.2 | 150.2 | 150.2 | 150.2 | 150.2 | 150.2 | 155.5 | 155.5 | 155.5 | 151.5 |
| | 1995 | 155.5 | 155.5 | 160.6 | 160.6 | 160.6 | 160.4 | 160.4 | 160.4 | 160.4 | 160.4 | 163.9 | 163.9 | 160.2 |
| | 1996 | 166.1 | 166.1 | 167.6 | 167.6 | 167.6 | 167.6 | 167.6 | 167.6 | 167.6 | 167.6 | 167.6 | 170.9 | 167.6 |
| | 1997 | 170.9 | 170.9 | 170.9 | | | | | | | | | | |
| Automotive vehicle insurance premiums - Primes d'assurance de véhicules automobiles P712077 | 1994 | 137.1 | 137.1 | 137.1 | 137.1 | 137.1 | 137.1 | 137.1 | 137.1 | 137.1 | 143.0 | 143.0 | 143.0 | 138.6 |
| | 1995 | 143.0 | 143.0 | 149.0 | 149.0 | 149.0 | 149.0 | 149.0 | 149.0 | 149.0 | 149.0 | 153.1 | 153.1 | 148.7 |
| | 1996 | 153.1 | 153.1 | 154.8 | 154.8 | 154.8 | 154.8 | 154.8 | 154.8 | 154.8 | 154.8 | 154.8 | 158.6 | 154.8 |
| | 1997 | 158.6 | 158.6 | 158.6 | | | | | | | | | | |
| Public transportation -- Transport public P712079 | 1994 | 130.1 | 135.1 | 133.0 | 135.5 | 131.4 | 136.3 | 149.9 | 149.4 | 144.5 | 142.0 | 141.5 | 151.0 | 140.0 |
| | 1995 | 140.1 | 140.6 | 141.5 | 139.9 | 141.5 | 143.3 | 152.4 | 150.1 | 145.8 | 143.4 | 142.5 | 152.3 | 144.5 |
| | 1996 | 143.0 | 143.7 | 154.6 | 155.7 | 155.6 | 150.5 | 158.1 | 159.6 | 154.7 | 153.4 | 157.8 | 172.8 | 155.0 |
| | 1997 | 170.2 | 157.0 | 169.2 | | | | | | | | | | |
| Local and commuter transportation -- Transport local et de banlieue P712080 | 1994 | 129.1 | 129.1 | 129.1 | 129.1 | 129.1 | 130.2 | 130.2 | 130.2 | 130.2 | 130.2 | 130.2 | 130.2 | 129.7 |
| | 1995 | 130.2 | 130.2 | 130.2 | 130.2 | 130.2 | 130.2 | 130.3 | 130.3 | 130.3 | 130.3 | 130.3 | 130.3 | 130.3 |
| | 1996 | 130.3 | 130.3 | 130.3 | 130.3 | 130.3 | 130.3 | 130.3 | 130.3 | 130.3 | 130.3 | 130.3 | 130.3 | 130.3 |
| | 1997 | 130.3 | 130.3 | 130.3 | | | | | | | | | | |
| HEALTH AND PERSONAL CARE -- SANTÉ ET SOINS PERSONNELS P712084 | 1994 | 122.8 | 123.5 | 124.3 | 124.8 | 123.8 | 123.3 | 124.6 | 123.5 | 123.7 | 122.5 | 122.8 | 123.0 | 123.6 |
| | 1995 | 122.5 | 124.9 | 124.4 | 124.1 | 123.8 | 123.6 | 124.1 | 128.1 | 128.0 | 128.8 | 129.3 | 128.2 | 125.8 |
| | 1996 | 128.2 | 127.8 | 128.6 | 128.7 | 128.9 | 127.8 | 127.0 | 127.9 | 126.6 | 127.3 | 127.1 | 126.7 | 127.7 |
| | 1997 | 125.0 | 127.8 | 126.0 | | | | | | | | | | |
| Health care -- Soins de santé P712085 | 1994 | 130.9 | 131.1 | 131.6 | 133.7 | 132.8 | 133.1 | 134.0 | 133.6 | 133.2 | 132.3 | 132.4 | 133.1 | 132.7 |
| | 1995 | 133.6 | 134.1 | 133.4 | 134.1 | 134.4 | 134.4 | 134.3 | 135.1 | 135.4 | 136.0 | 135.2 | 135.5 | 134.6 |
| | 1996 | 135.1 | 135.0 | 135.0 | 135.1 | 135.5 | 135.4 | 133.0 | 135.2 | 134.2 | 134.2 | 134.5 | 134.7 | 134.7 |
| | 1997 | 134.7 | 136.6 | 136.5 | | | | | | | | | | |
| Medicinal and pharmaceutical products -- Médicaments et produits pharmaceutiques P712087 | 1994 | 125.3 | 125.8 | 127.6 | 129.7 | 126.4 | 127.7 | 128.5 | 126.9 | 127.7 | 125.1 | 125.3 | 127.5 | 127.0 |
| | 1995 | 129.0 | 130.4 | 128.1 | 130.1 | 131.1 | 132.0 | 130.0 | 130.0 | 130.8 | 132.5 | 131.4 | 132.1 | 130.6 |
| | 1996 | 131.1 | 130.7 | 130.8 | 130.8 | 131.9 | 131.4 | 131.0 | 131.0 | 131.4 | 131.4 | 131.4 | 132.1 | 131.3 |
| | 1997 | 132.1 | 134.0 | 134.5 | | | | | | | | | | |
| Prescribed medicines -- Médicaments prescrits P712088 | 1994 | 132.6 | 132.4 | 132.2 | 137.7 | 137.7 | 137.7 | 137.7 | 134.6 | 134.6 | 135.0 | 135.0 | 135.0 | 135.2 |
| | 1995 | 135.0 | 135.0 | 135.0 | 135.0 | 135.0 | 135.0 | 135.0 | 135.0 | 135.0 | 135.0 | 135.0 | 135.0 | 135.0 |
| | 1996 | 135.0 | 135.0 | 135.0 | 135.0 | 135.0 | 135.5 | 135.5 | 135.5 | 135.5 | 135.5 | 135.5 | 136.3 | 135.4 |
| | 1997 | 136.3 | 140.3 | 140.3 | | | | | | | | | | |
| Non-prescribed medicines -- Médicaments non prescrits P712089 | 1994 | 112.6 | 114.3 | 118.9 | 115.7 | 107.4 | 110.7 | 112.6 | 113.5 | 115.6 | 108.3 | 109.0 | 114.6 | 112.8 |
| | 1995 | 117.5 | 120.4 | 115.7 | 119.7 | 121.8 | 123.6 | 119.6 | 119.6 | 121.1 | 124.6 | 122.4 | 123.7 | 120.8 |
| | 1996 | 121.7 | 121.0 | 121.1 | 121.1 | 123.3 | 121.9 | 121.1 | 121.1 | 121.9 | 121.9 | 121.9 | 122.3 | 121.7 |
| | 1997 | 122.3 | 122.1 | 123.0 | | | | | | | | | | |
| Personal care -- Soins personnels P712091 | 1994 | 117.5 | 118.5 | 119.3 | 118.9 | 117.8 | 116.9 | 118.4 | 116.8 | 117.5 | 116.0 | 116.4 | 116.3 | 117.5 |
| | 1995 | 115.4 | 118.5 | 118.1 | 117.5 | 116.9 | 116.6 | 117.3 | 122.6 | 122.4 | 123.2 | 124.2 | 122.6 | 119.6 |
| | 1996 | 122.8 | 122.3 | 123.4 | 123.4 | 123.6 | 122.0 | 122.0 | 122.3 | 120.9 | 121.9 | 121.4 | 120.8 | 122.2 |
| | 1997 | 118.4 | 121.5 | 119.1 | | | | | | | | | | |
| RECREATION, EDUCATION AND READING -- LOISIRS, FORMATION ET LECTURE P712094 | 1994 | 129.6 | 131.1 | 131.1 | 131.2 | 131.8 | 131.2 | 133.8 | 133.7 | 134.5 | 133.6 | 134.0 | 133.4 | 132.4 |
| | 1995 | 133.1 | 134.4 | 134.3 | 134.5 | 135.8 | 136.4 | 142.1 | 142.0 | 143.3 | 140.0 | 140.3 | 136.1 | 137.7 |
| | 1996 | 136.0 | 137.3 | 137.0 | 137.3 | 139.4 | 139.4 | 144.8 | 144.9 | 144.5 | 141.3 | 137.9 | 137.0 | 139.7 |
| | 1997 | 136.8 | 137.1 | 137.1 | | | | | | | | | | |
| Recreation -- Loisirs P712095 | 1994 | 124.6 | 126.0 | 126.0 | 126.0 | 126.6 | 126.3 | 129.1 | 128.9 | 128.9 | 127.5 | 128.0 | 127.0 | 127.1 |
| | 1995 | 126.6 | 128.1 | 128.3 | 127.5 | 129.0 | 128.9 | 135.4 | 135.3 | 135.3 | 131.0 | 131.4 | 126.3 | 130.3 |
| | 1996 | 126.2 | 127.7 | 127.5 | 127.8 | 130.2 | 130.1 | 136.3 | 136.4 | 134.5 | 130.8 | 126.9 | 126.1 | 130.0 |
| | 1997 | 126.0 | 126.3 | 126.1 | | | | | | | | | | |
| Education and reading -- Formation et lecture P712103 | 1994 | 163.5 | 164.0 | 165.1 | 165.8 | 165.8 | 165.2 | 165.5 | 165.5 | 172.0 | 174.4 | 174.4 | 176.9 | 168.2 |
| | 1995 | 177.1 | 177.1 | 174.6 | 182.3 | 182.3 | 187.4 | 187.8 | 187.8 | 197.8 | 201.1 | 201.1 | 202.7 | 188.3 |
| | 1996 | 202.8 | 202.8 | 201.5 | 201.7 | 201.7 | 202.7 | 202.8 | 202.8 | 212.3 | 212.5 | 212.5 | 210.4 | 205.5 |
| | 1997 | 210.4 | 210.4 | 211.7 | | | | | | | | | | |

TABLE - 8 (Concluded)

The Consumer Price Indexes Major Components, Selected Sub-groups and Special Aggregates (Not Seasonally Adjusted), 1994-1997, Provinces, Whitehorse and Yellowknife, 1986=100

TABLEAU - 8 (Fin)

Indices des prix à la consommation, composantes principales, sous-groupes et agrégats spéciaux (non désaisonnalisés), 1994-1997, Provinces, Whitehorse et Yellowknife, 1986=100

| | | Indexes - Indices | | | | | | | | | | | | Annual average Moyenne annuelle |
|--|------|-------------------|-------|-------|-------|-------|-------|---------|-------|-------|-------|-------|-------|------------------------------------|
| | | Jan. | Feb. | March | April | May | June | July | Aug. | Sept. | Oct. | Nov. | Dec. | |
| YELLOWKNIFE | | Jan. | Fév. | Mars | Avril | Mai | Juin | Juillet | Août | Sept. | Oct. | Nov. | Déc. | |
| ALCOHOLIC BEVERAGES AND TOBACCO PRODUCTS - BOISSONS ALCOOLISÉES ET PRODUITS DU TABAC | 1994 | 170.1 | 166.7 | 165.5 | 165.4 | 171.5 | 171.8 | 171.8 | 170.9 | 170.9 | 171.9 | 171.9 | 170.7 | 169.9 |
| | 1995 | 170.7 | 171.2 | 172.5 | 175.0 | 176.7 | 176.9 | 175.8 | 175.9 | 176.0 | 176.0 | 174.8 | 174.8 | 174.7 |
| | 1996 | 174.9 | 174.9 | 174.8 | 175.0 | 175.1 | 175.3 | 175.7 | 176.7 | 176.7 | 176.7 | 176.9 | 177.0 | 175.8 |
| P712107 | 1997 | 177.5 | 177.1 | 177.2 | | | | | | | | | | |
| Alcoholic beverages - Boissons alcoolisées | 1994 | 155.3 | 157.3 | 157.3 | 157.3 | 157.3 | 157.3 | 157.3 | 157.3 | 157.3 | 157.3 | 157.5 | 157.3 | 157.2 |
| | 1995 | 157.3 | 157.9 | 157.9 | 161.3 | 163.7 | 164.1 | 162.5 | 162.5 | 162.6 | 162.6 | 161.7 | 161.7 | 161.3 |
| | 1996 | 161.7 | 161.7 | 161.7 | 161.7 | 161.7 | 161.7 | 162.4 | 163.8 | 163.8 | 163.8 | 164.1 | 164.2 | 162.7 |
| P712108 | 1997 | 164.7 | 164.3 | 164.4 | | | | | | | | | | |
| Alcoholic beverages purchased from stores - Boissons alcoolisées achetées au magasin | 1994 | 156.3 | 155.7 | 155.7 | 155.7 | 155.7 | 155.7 | 155.7 | 155.7 | 155.7 | 155.7 | 156.0 | 155.8 | 155.8 |
| | 1995 | 155.8 | 155.8 | 155.8 | 162.8 | 162.8 | 163.6 | 160.4 | 160.5 | 160.6 | 160.6 | 158.8 | 158.8 | 159.7 |
| | 1996 | 158.8 | 158.8 | 158.7 | 158.7 | 158.7 | 158.7 | 160.2 | 160.2 | 160.2 | 160.2 | 160.4 | 160.7 | 159.5 |
| P712110 | 1997 | 160.5 | 160.5 | 160.7 | | | | | | | | | | |
| Tobacco products and smokers' supplies - Produit du tabac et articles pour fumeurs | 1994 | 217.9 | 197.3 | 192.1 | 191.9 | 217.7 | 218.8 | 218.8 | 214.9 | 214.9 | 219.1 | 218.8 | 213.8 | 211.3 |
| | 1995 | 213.8 | 213.8 | 218.5 | 219.0 | 219.0 | 218.8 | 218.8 | 219.3 | 219.3 | 219.3 | 217.1 | 217.1 | 217.8 |
| | 1996 | 217.6 | 217.6 | 217.6 | 218.2 | 218.3 | 219.3 | 218.9 | 218.9 | 218.9 | 218.9 | 218.9 | 218.9 | 218.5 |
| P712114 | 1997 | 219.5 | 219.2 | 219.3 | | | | | | | | | | |
| SELECTED SPECIAL AGGREGATES - CERTAINS AGRÉGATS SPÉCIAUX | | | | | | | | | | | | | | |
| All-items excluding food - Ensemble sans les aliments | 1994 | 129.3 | 129.4 | 129.0 | 129.2 | 129.9 | 130.0 | 130.9 | 130.6 | 130.8 | 130.7 | 131.0 | 131.6 | 130.2 |
| | 1995 | 131.3 | 131.7 | 132.4 | 132.5 | 133.1 | 133.6 | 134.9 | 135.2 | 135.6 | 135.0 | 135.3 | 134.5 | 133.8 |
| | 1996 | 134.6 | 134.7 | 135.3 | 135.4 | 136.0 | 135.5 | 136.6 | 136.9 | 137.2 | 136.6 | 136.6 | 136.4 | 136.0 |
| P712126 | 1997 | 136.2 | 135.7 | 136.0 | | | | | | | | | | |
| All-items excluding food and energy - Ensemble sans les aliments et l'énergie | 1994 | 129.9 | 130.0 | 129.6 | 129.8 | 130.6 | 130.7 | 131.5 | 131.2 | 131.3 | 131.4 | 131.7 | 131.9 | 130.8 |
| | 1995 | 131.6 | 132.1 | 132.7 | 132.9 | 133.5 | 133.9 | 135.2 | 135.6 | 136.1 | 135.3 | 135.6 | 134.8 | 134.1 |
| | 1996 | 134.8 | 134.9 | 135.6 | 135.6 | 136.0 | 135.5 | 136.7 | 137.0 | 137.3 | 136.6 | 136.5 | 136.3 | 136.1 |
| P712127 | 1997 | 136.0 | 135.5 | 135.9 | | | | | | | | | | |
| All-items excluding energy - Ensemble sans l'énergie | 1994 | 128.6 | 128.5 | 128.2 | 128.5 | 129.2 | 129.4 | 129.6 | 129.8 | 129.8 | 129.9 | 130.2 | 130.7 | 129.4 |
| | 1995 | 130.3 | 130.7 | 131.2 | 131.9 | 132.5 | 132.8 | 133.8 | 134.0 | 134.4 | 133.8 | 134.1 | 133.9 | 132.8 |
| | 1996 | 133.5 | 133.6 | 133.9 | 134.0 | 135.1 | 134.3 | 135.5 | 135.4 | 135.5 | 135.3 | 135.5 | 134.8 | 134.7 |
| P712129 | 1997 | 134.6 | 133.8 | 133.9 | | | | | | | | | | |
| Energy - Énergie | 1994 | 121.4 | 121.4 | 121.7 | 121.4 | 121.0 | 120.9 | 122.4 | 122.4 | 124.8 | 121.6 | 122.1 | 127.1 | 122.4 |
| | 1995 | 126.9 | 126.5 | 127.0 | 127.2 | 128.2 | 129.3 | 129.5 | 129.2 | 128.8 | 130.5 | 130.8 | 130.4 | 128.7 |
| | 1996 | 130.8 | 131.1 | 131.4 | 131.8 | 134.7 | 134.7 | 134.5 | 134.6 | 134.5 | 134.5 | 135.6 | 135.6 | 133.7 |
| P712130 | 1997 | 137.3 | 137.5 | 136.1 | | | | | | | | | | |
| All-items excluding shelter - Ensemble sans le logement | 1994 | 128.5 | 128.5 | 128.3 | 128.6 | 129.5 | 129.6 | 130.0 | 130.2 | 130.4 | 130.2 | 130.7 | 131.4 | 129.7 |
| | 1995 | 130.9 | 131.3 | 131.9 | 132.8 | 133.4 | 133.3 | 134.6 | 134.8 | 135.4 | 134.7 | 135.1 | 134.8 | 133.6 |
| | 1996 | 134.4 | 134.5 | 135.0 | 135.0 | 136.7 | 135.6 | 137.2 | 137.1 | 137.2 | 137.0 | 137.3 | 136.5 | 136.1 |
| P712135 | 1997 | 136.3 | 135.3 | 135.5 | | | | | | | | | | |
| All-items excluding alcoholic beverages and tobacco products - Ensemble sans les boissons alcoolisées et les produits du tabac | 1994 | 123.8 | 124.0 | 123.8 | 124.2 | 124.2 | 124.4 | 124.7 | 125.0 | 125.2 | 124.9 | 125.3 | 126.3 | 124.7 |
| | 1995 | 125.9 | 126.2 | 126.7 | 127.2 | 127.8 | 128.2 | 129.2 | 129.4 | 129.7 | 129.3 | 129.6 | 129.4 | 128.2 |
| | 1996 | 129.1 | 129.2 | 129.5 | 129.5 | 130.9 | 130.0 | 131.2 | 131.0 | 131.1 | 130.9 | 131.2 | 130.5 | 130.3 |
| P712132 | 1997 | 130.4 | 129.7 | 129.7 | | | | | | | | | | |
| All-items excluding tobacco products - Ensemble sans les produits du tabac | 1994 | 126.1 | 126.5 | 126.3 | 126.6 | 126.6 | 126.7 | 127.1 | 127.3 | 127.5 | 127.2 | 127.6 | 128.5 | 127.0 |
| | 1995 | 128.1 | 128.5 | 128.9 | 129.5 | 130.2 | 130.6 | 131.5 | 131.7 | 132.0 | 131.6 | 131.9 | 131.6 | 130.5 |
| | 1996 | 131.3 | 131.5 | 131.8 | 131.8 | 133.1 | 132.3 | 133.5 | 133.3 | 133.4 | 133.2 | 133.5 | 132.8 | 132.6 |
| P712134 | 1997 | 132.8 | 132.0 | 132.1 | | | | | | | | | | |
| All-items (March 1982=100) - Ensemble (mars 1982=100) | 1994 | 162.7 | 162.7 | 162.3 | 162.7 | 163.4 | 163.6 | 164.1 | 164.2 | 164.5 | 164.3 | 164.7 | 165.7 | 163.7 |
| | 1995 | 165.2 | 165.7 | 166.4 | 167.1 | 167.9 | 168.4 | 169.7 | 169.8 | 170.3 | 169.7 | 170.1 | 169.8 | 168.3 |
| | 1996 | 169.4 | 169.5 | 169.9 | 169.9 | 171.7 | 170.6 | 172.1 | 172.0 | 172.0 | 171.8 | 172.1 | 171.3 | 171.0 |
| P712137 | 1997 | 171.2 | 170.3 | 170.3 | | | | | | | | | | |

**The
Consumer
Price Index**

**L'indice des
prix à la
consommation**

Part III

Partie III

**Tables
by City**

**Tableaux
par villes**

TABLE - 9

Consumer Price Indexes, All-items, Shelter, Sub-groups, (Not Seasonally Adjusted), by City, 1993-1997, 1986 = 100

TABLEAU - 9

Indices des prix à la consommation, ensemble, logement, sous-groupes, (non désaisonnalisés), par ville, 1993-1997, 1986 = 100

| | | Jan. | Feb. | March | April | May | June | July | Aug. | Sept. | Oct. | Nov. | Dec. | Annual average |
|---|------|-------|-------|-------|-------|-------|-------|---------|-------|-------|-------|-------|-------|------------------|
| | | Jan. | Fév. | Mars | Avril | Mai | Juin | Juillet | Août | Sept. | Oct. | Nov. | Déc. | Moyenne annuelle |
| ST. JOHN'S | | | | | | | | | | | | | | |
| All-items – Ensemble | 1993 | 123.0 | 123.7 | 123.8 | 123.7 | 124.0 | 124.2 | 124.9 | 125.0 | 125.1 | 124.9 | 124.8 | 124.6 | 124.3 |
| | 1994 | 125.2 | 124.9 | 125.4 | 125.5 | 125.8 | 126.0 | 126.3 | 126.4 | 126.2 | 126.0 | 126.4 | 126.4 | 125.9 |
| | 1995 | 126.4 | 126.9 | 127.3 | 127.8 | 128.0 | 128.0 | 128.2 | 127.8 | 127.7 | 128.1 | 128.2 | 127.5 | 127.7 |
| | 1996 | 128.2 | 128.4 | 128.4 | 129.0 | 129.6 | 129.5 | 129.4 | 129.5 | 130.0 | 130.7 | 130.9 | 130.5 | 129.5 |
| P716000 | 1997 | 131.3 | 131.6 | 132.5 | | | | | | | | | | |
| Shelter – Logement | 1993 | 121.1 | 120.8 | 121.0 | 120.9 | 121.3 | 121.5 | 121.2 | 121.1 | 121.2 | 120.5 | 119.7 | 119.7 | 120.8 |
| | 1994 | 119.6 | 119.5 | 119.5 | 118.9 | 119.5 | 119.6 | 119.5 | 119.7 | 119.6 | 119.7 | 119.6 | 119.9 | 119.6 |
| | 1995 | 120.2 | 120.4 | 120.7 | 121.0 | 121.3 | 121.3 | 121.2 | 121.2 | 120.9 | 120.8 | 121.0 | 121.0 | 120.9 |
| | 1996 | 121.4 | 121.3 | 121.1 | 121.2 | 121.2 | 121.1 | 121.2 | 121.1 | 121.1 | 121.7 | 122.1 | 122.2 | 121.4 |
| P716001 | 1997 | 122.6 | 122.6 | 122.6 | | | | | | | | | | |
| Rented Accommodation – Logement en location | 1993 | 113.6 | 113.6 | 113.6 | 113.8 | 114.1 | 114.2 | 114.2 | 114.2 | 114.5 | 114.7 | 115.0 | 115.1 | 114.2 |
| | 1994 | 115.3 | 115.6 | 115.6 | 115.6 | 115.8 | 115.8 | 115.9 | 115.9 | 115.7 | 115.8 | 116.0 | 116.0 | 115.8 |
| | 1995 | 116.2 | 116.2 | 116.2 | 116.4 | 116.5 | 116.5 | 116.6 | 116.6 | 116.7 | 116.7 | 116.7 | 116.7 | 116.5 |
| | 1996 | 116.8 | 116.8 | 117.0 | 117.1 | 117.1 | 117.1 | 117.1 | 117.1 | 117.1 | 117.1 | 117.1 | 117.1 | 117.0 |
| P716002 | 1997 | 117.3 | 117.3 | 117.6 | | | | | | | | | | |
| Owned Accommodation – Logement en propriété | 1993 | 126.5 | 126.0 | 126.3 | 125.9 | 126.5 | 126.9 | 126.3 | 126.0 | 126.2 | 125.7 | 124.4 | 125.0 | 126.0 |
| | 1994 | 124.5 | 124.3 | 124.3 | 123.1 | 124.0 | 124.3 | 123.9 | 124.2 | 124.1 | 124.2 | 123.9 | 124.6 | 124.1 |
| | 1995 | 125.1 | 125.4 | 126.0 | 126.5 | 127.0 | 127.0 | 127.2 | 127.1 | 126.5 | 126.6 | 126.6 | 126.7 | 126.5 |
| | 1996 | 126.6 | 126.4 | 126.1 | 126.1 | 126.2 | 125.9 | 125.7 | 125.5 | 125.5 | 125.4 | 125.1 | 124.7 | 125.8 |
| P716003 | 1997 | 124.3 | 124.2 | 124.0 | | | | | | | | | | |
| Water, Fuel and Electricity – Eau, combustible et électricité | 1993 | 118.3 | 118.3 | 118.3 | 118.3 | 118.3 | 118.3 | 118.6 | 118.6 | 118.6 | 116.6 | 115.6 | 114.8 | 117.7 |
| | 1994 | 114.8 | 114.7 | 114.7 | 114.8 | 114.8 | 114.8 | 115.2 | 115.2 | 115.2 | 115.2 | 115.2 | 115.1 | 115.0 |
| | 1995 | 115.1 | 115.1 | 115.1 | 115.1 | 115.1 | 115.1 | 114.5 | 114.5 | 114.5 | 114.2 | 114.5 | 114.5 | 114.8 |
| | 1996 | 116.0 | 116.0 | 116.1 | 116.1 | 116.0 | 116.0 | 116.8 | 116.8 | 117.0 | 119.4 | 121.6 | 122.6 | 117.5 |
| P716004 | 1997 | 124.8 | 125.1 | 125.1 | | | | | | | | | | |
| CHARLOTTETOWN/SUMMERSIDE | | | | | | | | | | | | | | |
| All-items – Ensemble | 1993 | 127.7 | 128.4 | 128.8 | 128.5 | 129.1 | 129.1 | 129.5 | 129.8 | 129.6 | 130.4 | 130.8 | 130.4 | 129.3 |
| | 1994 | 130.4 | 130.0 | 128.8 | 128.2 | 128.1 | 128.4 | 128.5 | 128.9 | 129.1 | 129.5 | 129.4 | 129.2 | 129.0 |
| | 1995 | 129.3 | 129.9 | 130.0 | 130.5 | 130.7 | 130.9 | 131.3 | 131.3 | 131.9 | 132.5 | 132.7 | 131.4 | 131.0 |
| | 1996 | 132.0 | 132.5 | 132.7 | 133.2 | 133.3 | 133.9 | 134.0 | 133.4 | 133.8 | 134.1 | 134.1 | 133.9 | 133.4 |
| P716200 | 1997 | 134.3 | 134.4 | 135.4 | | | | | | | | | | |
| Shelter – Logement | 1993 | 120.3 | 120.7 | 120.7 | 120.8 | 121.1 | 121.0 | 121.1 | 121.0 | 120.8 | 121.7 | 121.5 | 121.7 | 121.0 |
| | 1994 | 121.3 | 120.5 | 119.8 | 118.5 | 118.5 | 119.0 | 118.9 | 119.1 | 120.4 | 121.6 | 121.8 | 121.5 | 120.1 |
| | 1995 | 121.5 | 121.7 | 121.9 | 121.9 | 122.1 | 122.1 | 122.7 | 122.5 | 123.3 | 123.6 | 123.5 | 122.9 | 122.5 |
| | 1996 | 122.7 | 122.5 | 122.5 | 123.4 | 123.3 | 123.4 | 123.5 | 123.3 | 123.7 | 123.8 | 124.8 | 124.4 | 123.4 |
| P716201 | 1997 | 124.7 | 124.7 | 124.9 | | | | | | | | | | |
| Rented Accommodation – Logement en location | 1993 | 116.0 | 116.2 | 116.3 | 116.4 | 116.4 | 116.4 | 116.5 | 116.7 | 116.8 | 117.1 | 117.2 | 117.3 | 116.6 |
| | 1994 | 117.3 | 117.5 | 117.5 | 117.6 | 117.7 | 117.8 | 117.9 | 117.9 | 118.3 | 118.4 | 118.9 | 118.9 | 118.0 |
| | 1995 | 118.9 | 119.0 | 119.0 | 119.0 | 119.0 | 119.1 | 119.1 | 119.2 | 119.2 | 119.4 | 119.4 | 119.4 | 119.1 |
| | 1996 | 119.6 | 119.8 | 119.9 | 120.1 | 120.2 | 120.3 | 120.4 | 120.4 | 120.5 | 120.7 | 120.8 | 120.8 | 120.3 |
| P716202 | 1997 | 120.8 | 120.9 | 121.1 | | | | | | | | | | |
| Owned Accommodation – Logement en propriété | 1993 | 124.6 | 124.4 | 124.3 | 124.6 | 125.2 | 124.9 | 124.6 | 124.4 | 124.0 | 126.1 | 125.3 | 125.7 | 124.8 |
| | 1994 | 125.2 | 124.7 | 124.3 | 122.6 | 122.0 | 122.9 | 123.1 | 123.4 | 124.1 | 125.4 | 125.6 | 125.7 | 124.1 |
| | 1995 | 126.0 | 126.2 | 126.6 | 126.6 | 126.8 | 126.9 | 127.2 | 126.8 | 127.0 | 127.5 | 127.3 | 127.5 | 126.9 |
| | 1996 | 127.2 | 126.8 | 126.6 | 127.1 | 127.0 | 127.2 | 127.3 | 126.9 | 127.0 | 127.1 | 127.2 | 126.4 | 127.0 |
| P716203 | 1997 | 126.2 | 126.1 | 126.1 | | | | | | | | | | |
| Water, Fuel and Electricity – Eau, combustible et électricité | 1993 | 119.6 | 121.0 | 121.1 | 120.9 | 121.3 | 121.2 | 121.9 | 121.3 | 120.9 | 121.5 | 121.5 | 121.5 | 121.1 |
| | 1994 | 120.6 | 117.7 | 115.9 | 112.7 | 113.6 | 114.0 | 113.5 | 113.6 | 117.2 | 119.8 | 119.6 | 118.3 | 116.4 |
| | 1995 | 117.8 | 117.9 | 118.1 | 118.1 | 118.1 | 118.1 | 120.0 | 120.0 | 123.4 | 123.4 | 123.4 | 119.8 | 119.8 |
| | 1996 | 119.4 | 119.4 | 119.4 | 122.1 | 122.1 | 122.1 | 121.9 | 121.9 | 123.5 | 123.5 | 128.0 | 128.0 | 122.6 |
| P716204 | 1997 | 130.0 | 130.0 | 130.5 | | | | | | | | | | |

TABLE - 9 (Continued)

Consumer Price Indexes, All-items, Shelter, Sub-groups, (Not Seasonally Adjusted), by City, 1993-1997, 1986 = 100

TABLEAU - 9 (Suite)

Indices des prix à la consommation, ensemble, logement, sous-groupes, (non désaisonnalisés), par ville, 1993-1997, 1986 = 100

| | | Jan. | Feb. | March | April | May | June | July | Aug. | Sept. | Oct. | Nov. | Dec. | Annual average |
|---|------|-------|-------|-------|-------|-------|-------|---------|-------|-------|-------|-------|-------|------------------|
| | | Jan. | Fév. | Mars | Avril | Mai | Juin | Juillet | Août | Sept. | Oct. | Nov. | Déc. | Moyenne annuelle |
| HALIFAX | | | | | | | | | | | | | | |
| All-items – Ensemble | 1993 | 126.0 | 126.3 | 126.4 | 126.7 | 127.0 | 127.2 | 127.4 | 127.5 | 127.5 | 128.6 | 129.4 | 129.2 | 127.4 |
| | 1994 | 129.4 | 128.9 | 129.0 | 128.1 | 128.2 | 128.2 | 128.9 | 129.2 | 129.0 | 129.0 | 129.3 | 129.0 | 128.9 |
| | 1995 | 129.2 | 129.8 | 130.3 | 130.4 | 131.1 | 130.8 | 131.3 | 130.6 | 130.8 | 130.6 | 130.8 | 130.0 | 130.5 |
| | 1996 | 130.7 | 130.8 | 131.2 | 131.8 | 133.3 | 133.0 | 132.5 | 132.8 | 133.1 | 133.8 | 134.2 | 134.4 | 132.6 |
| P716400 | 1997 | 134.3 | 134.5 | 135.0 | | | | | | | | | | |
| Shelter – Logement | 1993 | 120.7 | 120.4 | 120.5 | 121.7 | 121.5 | 121.8 | 121.7 | 121.6 | 121.3 | 122.6 | 122.3 | 122.6 | 121.6 |
| | 1994 | 122.1 | 122.0 | 121.1 | 120.4 | 121.0 | 121.2 | 120.8 | 121.2 | 121.6 | 121.4 | 121.4 | 121.6 | 121.3 |
| | 1995 | 121.9 | 122.0 | 122.5 | 122.8 | 123.0 | 123.0 | 123.2 | 123.2 | 123.4 | 122.8 | 122.9 | 123.0 | 122.8 |
| | 1996 | 123.6 | 123.7 | 124.2 | 124.4 | 124.6 | 124.7 | 124.7 | 124.7 | 125.0 | 125.4 | 125.7 | 125.9 | 124.7 |
| P716401 | 1997 | 125.8 | 125.5 | 125.2 | | | | | | | | | | |
| Rented Accommodation – Logement en location | 1993 | 120.5 | 120.5 | 120.6 | 121.1 | 121.2 | 121.4 | 121.4 | 121.5 | 121.3 | 121.8 | 121.8 | 122.0 | 121.3 |
| | 1994 | 122.1 | 122.2 | 122.3 | 122.1 | 122.6 | 122.8 | 122.8 | 123.0 | 122.9 | 122.8 | 122.9 | 123.0 | 122.6 |
| | 1995 | 123.1 | 123.2 | 123.2 | 123.3 | 123.4 | 123.4 | 123.4 | 123.5 | 123.5 | 123.6 | 123.7 | 123.7 | 123.4 |
| | 1996 | 123.8 | 123.8 | 123.9 | 124.1 | 124.1 | 124.2 | 124.2 | 124.3 | 124.4 | 124.7 | 124.8 | 124.9 | 124.3 |
| P716402 | 1997 | 124.9 | 125.0 | 125.0 | | | | | | | | | | |
| Owned Accommodation – Logement en propriété | 1993 | 117.4 | 116.8 | 116.9 | 118.1 | 117.7 | 118.2 | 118.0 | 117.7 | 117.2 | 119.1 | 118.4 | 118.7 | 117.9 |
| | 1994 | 117.7 | 117.5 | 117.5 | 116.0 | 116.9 | 117.2 | 116.7 | 117.3 | 118.1 | 117.8 | 117.8 | 118.3 | 117.4 |
| | 1995 | 118.8 | 119.0 | 119.5 | 120.0 | 120.3 | 120.3 | 120.6 | 120.6 | 121.0 | 120.1 | 119.1 | 120.3 | 120.1 |
| | 1996 | 120.5 | 120.4 | 120.0 | 120.2 | 120.3 | 120.6 | 120.5 | 120.4 | 120.7 | 120.3 | 119.9 | 119.7 | 120.3 |
| P716403 | 1997 | 119.5 | 118.9 | 119.0 | | | | | | | | | | |
| Water, Fuel and Electricity – Eau, combustible et électricité | 1993 | 126.1 | 126.1 | 126.1 | 128.2 | 128.2 | 128.2 | 128.2 | 128.2 | 128.2 | 129.6 | 129.7 | 129.9 | 128.1 |
| | 1994 | 129.9 | 129.8 | 124.9 | 125.2 | 125.2 | 125.2 | 124.7 | 124.7 | 124.7 | 124.7 | 124.7 | 124.6 | 125.7 |
| | 1995 | 124.6 | 124.6 | 125.8 | 125.9 | 125.9 | 125.9 | 125.9 | 125.9 | 125.9 | 124.8 | 125.4 | 125.6 | 125.5 |
| | 1996 | 127.9 | 128.7 | 132.9 | 132.9 | 133.5 | 133.5 | 133.5 | 133.5 | 134.5 | 137.6 | 140.0 | 141.5 | 134.2 |
| P716404 | 1997 | 141.7 | 141.7 | 139.4 | | | | | | | | | | |
| SAINT JOHN | | | | | | | | | | | | | | |
| All-items – Ensemble | 1993 | 125.7 | 126.3 | 126.5 | 126.8 | 126.8 | 127.0 | 126.9 | 127.2 | 126.9 | 127.3 | 128.1 | 127.6 | 126.9 |
| | 1994 | 127.9 | 126.7 | 126.7 | 126.5 | 127.1 | 127.0 | 127.8 | 128.0 | 127.9 | 128.1 | 128.3 | 128.1 | 127.5 |
| | 1995 | 128.4 | 128.7 | 129.4 | 129.4 | 130.2 | 130.0 | 129.8 | 129.2 | 129.7 | 129.6 | 129.5 | 129.1 | 129.4 |
| | 1996 | 129.7 | 130.1 | 130.5 | 130.9 | 131.6 | 131.1 | 131.0 | 131.4 | 131.5 | 132.2 | 132.7 | 132.7 | 131.3 |
| P716600 | 1997 | 133.0 | 133.2 | 133.6 | | | | | | | | | | |
| Shelter – Logement | 1993 | 121.3 | 121.4 | 121.1 | 121.7 | 121.2 | 121.5 | 121.0 | 121.2 | 120.7 | 120.5 | 120.0 | 120.4 | 121.0 |
| | 1994 | 121.0 | 120.7 | 120.5 | 119.3 | 119.3 | 119.8 | 119.4 | 119.9 | 120.6 | 121.7 | 121.8 | 122.0 | 120.5 |
| | 1995 | 122.2 | 122.5 | 122.6 | 122.7 | 123.0 | 123.0 | 122.9 | 122.8 | 123.2 | 123.2 | 123.2 | 123.5 | 122.9 |
| | 1996 | 124.1 | 124.2 | 124.5 | 124.2 | 124.6 | 124.5 | 124.5 | 124.3 | 124.5 | 125.9 | 126.1 | 125.9 | 124.8 |
| P716601 | 1997 | 125.8 | 125.8 | 125.2 | | | | | | | | | | |
| Rented Accommodation – Logement en location | 1993 | 120.3 | 120.4 | 120.6 | 120.8 | 120.8 | 120.9 | 120.9 | 120.9 | 120.9 | 120.8 | 121.1 | 121.1 | 120.8 |
| | 1994 | 121.6 | 121.6 | 121.6 | 121.8 | 121.9 | 122.0 | 121.9 | 122.3 | 122.5 | 122.5 | 122.9 | 123.2 | 122.2 |
| | 1995 | 123.3 | 123.3 | 123.3 | 123.4 | 123.5 | 123.6 | 123.5 | 123.6 | 123.9 | 123.7 | 123.7 | 123.7 | 123.5 |
| | 1996 | 123.7 | 123.9 | 123.9 | 123.5 | 124.0 | 124.0 | 124.3 | 124.1 | 124.2 | 124.0 | 124.0 | 124.0 | 124.0 |
| P716602 | 1997 | 124.0 | 124.2 | 124.2 | | | | | | | | | | |
| Owned Accommodation – Logement en propriété | 1993 | 123.7 | 123.4 | 122.8 | 123.8 | 122.9 | 123.4 | 122.4 | 122.8 | 121.7 | 121.4 | 120.3 | 120.9 | 122.5 |
| | 1994 | 120.4 | 119.9 | 119.5 | 118.4 | 118.3 | 119.3 | 118.5 | 119.3 | 120.4 | 121.8 | 122.0 | 122.1 | 120.0 |
| | 1995 | 122.3 | 122.6 | 122.9 | 123.0 | 123.6 | 123.5 | 123.4 | 123.2 | 123.8 | 124.0 | 124.0 | 123.8 | 123.3 |
| | 1996 | 123.6 | 123.4 | 123.2 | 122.7 | 123.3 | 122.9 | 123.0 | 122.7 | 122.8 | 122.4 | 122.2 | 121.9 | 122.8 |
| P716603 | 1997 | 121.5 | 121.4 | 121.1 | | | | | | | | | | |
| Water, Fuel and Electricity – Eau, combustible et électricité | 1993 | 119.1 | 119.6 | 119.6 | 119.6 | 119.6 | 119.6 | 119.6 | 119.6 | 119.6 | 119.6 | 119.8 | 120.1 | 119.6 |
| | 1994 | 123.0 | 122.6 | 122.6 | 119.9 | 119.9 | 119.9 | 119.9 | 119.9 | 120.3 | 121.8 | 121.8 | 121.7 | 121.1 |
| | 1995 | 121.8 | 122.3 | 122.3 | 122.3 | 122.3 | 122.3 | 122.2 | 122.2 | 122.2 | 122.0 | 122.0 | 123.9 | 122.3 |
| | 1996 | 127.0 | 127.6 | 129.2 | 129.5 | 129.5 | 129.5 | 129.5 | 129.5 | 129.9 | 137.1 | 138.5 | 138.5 | 131.3 |
| P716604 | 1997 | 138.9 | 139.1 | 137.1 | | | | | | | | | | |

TABLE - 9 (Continued)

Consumer Price Indexes, All-items, Shelter, Sub-groups, (Not Seasonally Adjusted), by City, 1993-1997, 1986 = 100

TABLEAU - 9 (Suite)

Indices des prix à la consommation, ensemble, logement, sous-groupes, (non désaisonnalisés), par ville, 1993-1997, 1986 = 100

| | | Jan. | Feb. | March | April | May | June | July | Aug. | Sept. | Oct. | Nov. | Dec. | Annual average |
|---|------|-------|-------|-------|-------|-------|-------|---------|-------|-------|-------|-------|-------|------------------|
| | | Jan. | Fév. | Mars | Avril | Mai | Juin | Juillet | Août | Sept. | Oct. | Nov. | Déc. | Moyenne annuelle |
| QUÉBEC | | | | | | | | | | | | | | |
| All-items – Ensemble | 1993 | 128.9 | 128.9 | 129.1 | 129.0 | 128.9 | 129.0 | 129.2 | 129.0 | 129.0 | 129.2 | 130.2 | 129.7 | 129.2 |
| | 1994 | 129.7 | 127.7 | 127.8 | 127.8 | 127.3 | 127.9 | 127.8 | 127.9 | 127.8 | 127.8 | 128.7 | 128.7 | 128.1 |
| | 1995 | 129.2 | 129.8 | 130.0 | 130.9 | 131.1 | 131.0 | 131.2 | 130.9 | 131.2 | 131.1 | 131.4 | 131.2 | 130.8 |
| | 1996 | 131.4 | 131.9 | 132.3 | 132.8 | 133.4 | 133.2 | 132.9 | 133.0 | 133.1 | 133.7 | 134.1 | 133.6 | 133.0 |
| P716800 | 1997 | 133.9 | 134.3 | 134.4 | | | | | | | | | | |
| Shelter – Logement | 1993 | 131.8 | 131.7 | 131.7 | 131.8 | 131.9 | 131.7 | 131.8 | 132.3 | 132.0 | 132.6 | 132.5 | 132.4 | 132.0 |
| | 1994 | 132.2 | 132.0 | 131.9 | 131.1 | 131.2 | 131.6 | 131.6 | 132.1 | 132.1 | 132.3 | 132.3 | 132.6 | 131.9 |
| | 1995 | 132.9 | 133.0 | 133.4 | 133.5 | 133.9 | 134.0 | 134.1 | 134.3 | 134.4 | 135.1 | 135.2 | 135.4 | 134.1 |
| | 1996 | 135.3 | 135.2 | 135.4 | 135.3 | 135.5 | 135.5 | 135.5 | 135.7 | 135.7 | 136.3 | 136.4 | 136.2 | 135.7 |
| P716801 | 1997 | 136.0 | 135.9 | 135.9 | | | | | | | | | | |
| Rented Accommodation – Logement en location | 1993 | 122.6 | 122.6 | 122.6 | 122.7 | 122.9 | 122.9 | 122.9 | 124.0 | 124.0 | 124.4 | 124.4 | 124.6 | 123.4 |
| | 1994 | 124.6 | 124.7 | 124.8 | 124.8 | 125.0 | 125.1 | 125.1 | 125.9 | 126.0 | 126.1 | 126.2 | 126.2 | 125.4 |
| | 1995 | 126.3 | 126.4 | 126.5 | 126.4 | 126.6 | 126.8 | 126.9 | 127.4 | 127.4 | 127.5 | 127.6 | 127.9 | 127.0 |
| | 1996 | 127.9 | 128.0 | 128.0 | 128.1 | 128.2 | 128.2 | 128.3 | 129.2 | 129.4 | 129.4 | 129.5 | 129.5 | 128.6 |
| P716802 | 1997 | 129.5 | 129.5 | 129.5 | | | | | | | | | | |
| Owned Accommodation – Logement en propriété | 1993 | 134.9 | 134.8 | 134.7 | 134.8 | 135.0 | 134.5 | 134.3 | 134.6 | 133.9 | 134.8 | 134.6 | 134.3 | 134.6 |
| | 1994 | 133.9 | 133.6 | 132.8 | 131.4 | 131.9 | 132.7 | 132.6 | 133.1 | 133.1 | 133.5 | 133.4 | 134.1 | 133.0 |
| | 1995 | 134.6 | 134.8 | 135.4 | 135.8 | 136.4 | 136.6 | 136.6 | 136.6 | 136.9 | 138.2 | 138.3 | 138.5 | 136.6 |
| | 1996 | 138.3 | 138.2 | 138.4 | 138.1 | 138.0 | 137.9 | 137.8 | 137.7 | 137.5 | 138.4 | 138.3 | 138.0 | 138.1 |
| P716803 | 1997 | 137.6 | 137.5 | 137.6 | | | | | | | | | | |
| Water, Fuel and Electricity – Eau, combustible et électricité | 1993 | 139.4 | 139.4 | 139.4 | 139.4 | 139.4 | 139.4 | 140.8 | 140.8 | 140.8 | 140.8 | 140.9 | 141.0 | 140.1 |
| | 1994 | 141.1 | 141.0 | 142.2 | 141.9 | 140.7 | 140.7 | 140.7 | 140.7 | 140.1 | 140.1 | 140.1 | 140.1 | 140.8 |
| | 1995 | 140.2 | 140.2 | 140.2 | 140.2 | 140.2 | 140.2 | 140.1 | 140.1 | 140.1 | 140.2 | 140.2 | 140.2 | 140.2 |
| | 1996 | 139.8 | 139.8 | 139.8 | 139.8 | 141.8 | 141.8 | 141.8 | 141.8 | 141.8 | 142.6 | 143.4 | 143.4 | 141.5 |
| P716804 | 1997 | 143.3 | 143.0 | 142.2 | | | | | | | | | | |
| MONTREAL | | | | | | | | | | | | | | |
| All-items – Ensemble | 1993 | 131.0 | 131.1 | 131.3 | 131.0 | 131.0 | 131.0 | 130.9 | 130.7 | 131.0 | 130.8 | 132.0 | 131.8 | 131.1 |
| | 1994 | 131.6 | 129.1 | 129.1 | 129.0 | 128.3 | 128.9 | 128.9 | 129.0 | 128.9 | 128.7 | 129.5 | 129.5 | 129.2 |
| | 1995 | 130.1 | 130.7 | 130.7 | 131.6 | 131.9 | 131.8 | 132.1 | 131.6 | 131.9 | 131.7 | 132.0 | 132.0 | 131.5 |
| | 1996 | 132.1 | 132.7 | 133.1 | 133.6 | 134.1 | 134.0 | 133.8 | 133.8 | 133.8 | 134.4 | 134.9 | 134.3 | 133.7 |
| P717000 | 1997 | 134.6 | 135.1 | 135.1 | | | | | | | | | | |
| Shelter – Logement | 1993 | 135.2 | 135.1 | 135.3 | 135.1 | 134.8 | 134.7 | 134.7 | 135.3 | 135.4 | 135.6 | 135.6 | 135.8 | 135.2 |
| | 1994 | 135.5 | 135.3 | 135.4 | 135.2 | 135.2 | 135.3 | 135.4 | 135.8 | 136.0 | 136.1 | 136.2 | 136.4 | 135.7 |
| | 1995 | 136.8 | 136.8 | 137.1 | 137.2 | 137.5 | 137.5 | 137.6 | 137.7 | 137.8 | 138.2 | 138.3 | 138.4 | 137.6 |
| | 1996 | 138.4 | 138.4 | 138.3 | 138.3 | 138.6 | 138.6 | 138.8 | 138.9 | 138.9 | 139.2 | 139.3 | 139.3 | 138.8 |
| P717001 | 1997 | 139.2 | 139.3 | 139.1 | | | | | | | | | | |
| Rented Accommodation – Logement en location | 1993 | 126.2 | 126.2 | 126.3 | 126.2 | 126.0 | 126.2 | 126.3 | 127.0 | 127.3 | 127.3 | 127.4 | 127.4 | 126.7 |
| | 1994 | 127.5 | 127.5 | 127.6 | 127.5 | 127.8 | 127.8 | 127.9 | 128.5 | 128.6 | 128.4 | 128.7 | 128.9 | 128.1 |
| | 1995 | 129.0 | 129.0 | 129.1 | 129.1 | 129.2 | 129.3 | 129.2 | 129.7 | 129.9 | 130.0 | 130.1 | 130.2 | 129.5 |
| | 1996 | 130.3 | 130.3 | 130.3 | 130.3 | 130.4 | 130.4 | 130.6 | 130.9 | 131.1 | 131.1 | 131.1 | 131.2 | 130.7 |
| P717002 | 1997 | 131.2 | 131.2 | 131.3 | | | | | | | | | | |
| Owned Accommodation – Logement en propriété | 1993 | 142.1 | 141.8 | 142.1 | 141.6 | 141.0 | 140.7 | 140.2 | 140.8 | 140.9 | 141.2 | 141.0 | 141.2 | 141.2 |
| | 1994 | 140.6 | 140.1 | 140.0 | 139.8 | 139.9 | 140.2 | 140.3 | 140.7 | 141.1 | 141.7 | 141.6 | 142.1 | 140.7 |
| | 1995 | 142.7 | 142.7 | 143.5 | 143.7 | 144.2 | 144.2 | 144.5 | 144.4 | 144.6 | 145.2 | 145.2 | 145.3 | 144.2 |
| | 1996 | 145.1 | 145.1 | 144.9 | 144.9 | 145.0 | 145.0 | 145.2 | 145.1 | 144.9 | 145.3 | 145.2 | 144.9 | 145.1 |
| P717003 | 1997 | 144.7 | 144.6 | 144.6 | | | | | | | | | | |
| Water, Fuel and Electricity – Eau, combustible et électricité | 1993 | 136.7 | 136.7 | 136.7 | 137.3 | 137.3 | 137.3 | 138.8 | 138.8 | 138.4 | 138.7 | 139.2 | 139.7 | 138.0 |
| | 1994 | 139.8 | 139.6 | 140.3 | 140.1 | 138.8 | 138.8 | 138.8 | 138.8 | 138.4 | 137.8 | 137.6 | 137.6 | 138.9 |
| | 1995 | 137.9 | 137.9 | 137.0 | 137.0 | 137.0 | 137.0 | 136.5 | 136.5 | 136.1 | 136.7 | 136.9 | 137.3 | 137.0 |
| | 1996 | 137.8 | 137.5 | 137.5 | 137.8 | 139.4 | 139.4 | 139.4 | 139.4 | 139.7 | 140.5 | 141.0 | 142.3 | 139.3 |
| P717004 | 1997 | 142.5 | 143.4 | 142.2 | | | | | | | | | | |

TABLE - 9 (Continued)

Consumer Price Indexes, All-items, Shelter, Sub-groups, (Not Seasonally Adjusted), by City, 1993-1997, 1986 = 100

TABLEAU - 9 (Suite)

Indices des prix à la consommation, ensemble, logement, sous-groupes, (non désaisonnalisés), par ville, 1993-1997, 1986 = 100

| | | Jan. | Feb. | March | April | May | June | July | Aug. | Sept. | Oct. | Nov. | Dec. | Annual average |
|---|------|-------|-------|-------|-------|-------|-------|---------|-------|-------|-------|-------|-------|------------------|
| | | Jan. | Fév. | Mars | Avril | Mai | Juin | Juillet | Août | Sept. | Oct. | Nov. | Déc. | Moyenne annuelle |
| OTTAWA | | | | | | | | | | | | | | |
| All-items – Ensemble | 1993 | 129.4 | 129.7 | 130.1 | 130.0 | 130.2 | 130.4 | 130.6 | 130.7 | 130.8 | 130.9 | 131.3 | 131.4 | 130.5 |
| | 1994 | 131.1 | 130.3 | 130.5 | 130.7 | 130.5 | 130.4 | 131.0 | 131.1 | 131.2 | 131.4 | 132.2 | 132.9 | 131.1 |
| | 1995 | 133.6 | 134.2 | 134.5 | 134.7 | 135.0 | 135.1 | 135.3 | 135.1 | 135.4 | 135.0 | 135.3 | 135.0 | 134.9 |
| | 1996 | 135.3 | 135.6 | 136.0 | 136.6 | 136.9 | 136.8 | 137.0 | 137.1 | 137.2 | 137.5 | 138.5 | 138.7 | 136.9 |
| P717200 | 1997 | 138.8 | 138.9 | 139.2 | | | | | | | | | | |
| Shelter – Logement | 1993 | 132.4 | 132.1 | 132.1 | 131.8 | 132.2 | 132.4 | 132.3 | 132.4 | 132.4 | 133.4 | 133.2 | 133.5 | 132.5 |
| | 1994 | 133.2 | 133.3 | 133.2 | 132.8 | 133.0 | 133.2 | 133.3 | 133.4 | 133.6 | 134.0 | 134.0 | 134.6 | 133.5 |
| | 1995 | 135.0 | 135.1 | 135.1 | 134.6 | 135.0 | 134.8 | 134.8 | 134.7 | 134.6 | 133.7 | 134.1 | 134.3 | 134.7 |
| | 1996 | 134.3 | 134.2 | 134.2 | 134.7 | 134.8 | 134.6 | 134.6 | 134.3 | 134.2 | 135.2 | 134.1 | 134.5 | 134.5 |
| P717201 | 1997 | 134.7 | 134.6 | 134.7 | | | | | | | | | | |
| Rented Accommodation – Logement en location | 1993 | 131.7 | 131.9 | 132.0 | 132.2 | 132.6 | 133.0 | 133.1 | 133.6 | 134.0 | 134.4 | 134.7 | 134.9 | 133.2 |
| | 1994 | 135.4 | 135.6 | 135.6 | 135.6 | 135.9 | 136.0 | 136.1 | 136.4 | 136.6 | 136.8 | 137.4 | 137.8 | 136.3 |
| | 1995 | 138.0 | 138.2 | 138.3 | 138.5 | 138.5 | 138.7 | 138.8 | 138.9 | 139.1 | 139.0 | 139.1 | 139.3 | 138.7 |
| | 1996 | 139.5 | 139.6 | 139.7 | 140.1 | 140.3 | 140.4 | 140.7 | 140.9 | 141.1 | 141.0 | 141.0 | 141.1 | 140.5 |
| P717202 | 1997 | 141.1 | 141.3 | 141.4 | | | | | | | | | | |
| Owned Accommodation – Logement en propriété | 1993 | 131.8 | 131.0 | 131.1 | 130.6 | 130.9 | 131.1 | 130.8 | 130.7 | 130.4 | 132.2 | 131.6 | 131.5 | 131.1 |
| | 1994 | 130.8 | 130.6 | 130.2 | 130.0 | 130.2 | 130.5 | 130.5 | 130.6 | 130.9 | 131.4 | 131.2 | 131.7 | 130.7 |
| | 1995 | 132.3 | 132.3 | 132.3 | 132.3 | 133.0 | 132.6 | 132.4 | 132.2 | 132.0 | 131.2 | 131.3 | 130.8 | 132.1 |
| | 1996 | 130.6 | 130.4 | 130.3 | 131.7 | 131.6 | 131.3 | 131.2 | 130.6 | 130.5 | 129.9 | 129.7 | 129.8 | 130.6 |
| P717203 | 1997 | 129.9 | 129.7 | 129.6 | | | | | | | | | | |
| Water, Fuel and Electricity – Eau, combustible et électricité | 1993 | 137.2 | 137.2 | 137.4 | 136.7 | 136.7 | 136.7 | 136.7 | 136.7 | 136.6 | 136.6 | 136.6 | 138.1 | 136.9 |
| | 1994 | 137.5 | 138.9 | 138.9 | 137.0 | 137.0 | 137.0 | 137.1 | 137.1 | 137.1 | 137.1 | 136.7 | 138.6 | 137.5 |
| | 1995 | 138.6 | 138.6 | 138.6 | 134.5 | 134.5 | 134.5 | 134.5 | 134.5 | 134.5 | 131.2 | 133.8 | 136.6 | 135.4 |
| | 1996 | 137.1 | 137.1 | 137.1 | 134.3 | 134.3 | 134.3 | 134.3 | 134.3 | 133.6 | 143.6 | 136.1 | 139.1 | 136.3 |
| P717204 | 1997 | 139.4 | 139.4 | 140.5 | | | | | | | | | | |
| TORONTO | | | | | | | | | | | | | | |
| All-items – Ensemble | 1993 | 130.8 | 131.6 | 131.6 | 131.3 | 131.3 | 131.5 | 132.0 | 132.0 | 132.2 | 132.4 | 132.7 | 132.6 | 131.8 |
| | 1994 | 132.4 | 131.9 | 131.5 | 131.5 | 131.1 | 131.3 | 132.0 | 132.1 | 132.1 | 131.8 | 132.6 | 133.1 | 132.0 |
| | 1995 | 134.0 | 134.5 | 134.6 | 134.7 | 135.4 | 135.5 | 135.6 | 135.3 | 135.8 | 135.6 | 135.8 | 135.6 | 135.2 |
| | 1996 | 135.9 | 136.3 | 136.8 | 137.1 | 137.3 | 137.2 | 137.2 | 137.5 | 137.9 | 138.3 | 138.9 | 139.2 | 137.5 |
| P717400 | 1997 | 139.2 | 139.2 | 139.7 | | | | | | | | | | |
| Shelter – Logement | 1993 | 136.2 | 136.1 | 135.9 | 135.5 | 134.9 | 135.1 | 135.4 | 135.1 | 135.5 | 136.2 | 135.9 | 136.2 | 135.7 |
| | 1994 | 135.9 | 136.1 | 135.8 | 134.8 | 135.0 | 135.2 | 135.3 | 135.7 | 135.9 | 136.1 | 136.1 | 136.6 | 135.7 |
| | 1995 | 136.9 | 137.3 | 137.6 | 136.9 | 137.4 | 137.5 | 137.3 | 137.4 | 137.4 | 137.1 | 137.5 | 137.9 | 137.4 |
| | 1996 | 138.0 | 138.0 | 137.6 | 137.3 | 137.3 | 137.1 | 137.1 | 137.0 | 137.1 | 138.7 | 137.0 | 137.6 | 137.5 |
| P717401 | 1997 | 137.8 | 137.8 | 138.1 | | | | | | | | | | |
| Rented Accommodation – Logement en location | 1993 | 129.9 | 130.2 | 130.4 | 130.7 | 130.9 | 131.2 | 131.5 | 131.7 | 132.1 | 132.4 | 132.7 | 133.1 | 131.4 |
| | 1994 | 133.2 | 133.5 | 133.6 | 133.7 | 133.8 | 133.9 | 134.1 | 134.4 | 134.6 | 134.8 | 135.2 | 135.3 | 134.2 |
| | 1995 | 135.6 | 135.9 | 136.0 | 136.1 | 136.6 | 136.7 | 136.8 | 137.0 | 137.2 | 137.2 | 137.4 | 137.5 | 136.7 |
| | 1996 | 137.6 | 137.8 | 138.0 | 138.2 | 138.6 | 138.8 | 139.0 | 139.2 | 139.7 | 139.8 | 139.9 | 140.0 | 138.9 |
| P717402 | 1997 | 140.1 | 140.3 | 140.3 | | | | | | | | | | |
| Owned Accommodation – Logement en propriété | 1993 | 140.6 | 140.1 | 139.6 | 139.2 | 138.0 | 138.1 | 138.5 | 137.7 | 138.2 | 139.3 | 138.6 | 138.3 | 138.9 |
| | 1994 | 137.7 | 137.3 | 136.6 | 135.5 | 135.8 | 136.1 | 136.2 | 136.6 | 137.0 | 137.1 | 137.1 | 137.1 | 136.7 |
| | 1995 | 137.6 | 138.0 | 138.5 | 138.7 | 139.3 | 139.3 | 139.0 | 139.0 | 138.8 | 139.2 | 139.0 | 138.7 | 138.8 |
| | 1996 | 138.8 | 138.7 | 137.7 | 138.0 | 137.8 | 137.3 | 137.3 | 136.9 | 136.7 | 136.7 | 136.4 | 136.3 | 137.4 |
| P717403 | 1997 | 136.5 | 136.4 | 136.6 | | | | | | | | | | |
| Water, Fuel and Electricity – Eau, combustible et électricité | 1993 | 131.2 | 132.1 | 132.1 | 130.3 | 130.3 | 130.3 | 130.3 | 130.3 | 130.2 | 130.3 | 130.3 | 133.2 | 130.9 |
| | 1994 | 132.8 | 135.7 | 135.7 | 132.2 | 132.2 | 132.2 | 132.4 | 132.4 | 132.4 | 132.4 | 131.6 | 135.4 | 133.1 |
| | 1995 | 135.2 | 135.5 | 135.5 | 128.9 | 128.9 | 128.9 | 128.9 | 128.9 | 128.9 | 124.8 | 128.7 | 133.1 | 130.5 |
| | 1996 | 133.2 | 133.3 | 133.5 | 129.2 | 129.3 | 129.3 | 129.3 | 129.3 | 129.4 | 142.6 | 130.0 | 134.9 | 131.9 |
| P717404 | 1997 | 134.9 | 134.9 | 136.7 | | | | | | | | | | |

TABLE - 9 (Continued)

Consumer Price Indexes, All-items, Shelter, Sub-groups, (Not Seasonally Adjusted), by City, 1993-1997, 1986 = 100

TABLEAU - 9 (Suite)

Indices des prix à la consommation, ensemble, logement, sous-groupes, (non désaisonnalisés), par ville, 1993-1997, 1986 = 100

| | | Jan. | Feb. | March | April | May | June | July | Aug. | Sept. | Oct. | Nov. | Dec. | Annual average |
|---|------|-------|-------|-------|-------|-------|-------|---------|-------|-------|-------|-------|-------|------------------|
| | | Jan. | Fév. | Mars | Avril | Mai | Juin | Juillet | Août | Sept. | Oct. | Nov. | Déc. | Moyenne annuelle |
| THUNDER BAY | | | | | | | | | | | | | | |
| All-items – Ensemble | 1993 | 128.5 | 129.2 | 129.1 | 128.8 | 128.6 | 128.8 | 129.8 | 130.0 | 129.9 | 129.8 | 130.7 | 130.3 | 129.5 |
| | 1994 | 130.3 | 128.7 | 128.8 | 128.9 | 128.9 | 128.9 | 129.6 | 129.9 | 130.3 | 130.0 | 130.6 | 131.1 | 129.7 |
| | 1995 | 131.7 | 132.4 | 132.7 | 133.0 | 133.3 | 133.5 | 133.6 | 133.4 | 133.8 | 133.8 | 133.8 | 133.6 | 133.2 |
| | 1996 | 133.8 | 134.1 | 134.6 | 134.9 | 135.3 | 135.3 | 135.4 | 135.5 | 135.7 | 135.7 | 137.0 | 137.1 | 135.4 |
| P717600 | 1997 | 137.3 | 137.4 | 137.8 | | | | | | | | | | |
| Shelter – Logement | 1993 | 132.3 | 132.5 | 132.2 | 132.1 | 132.0 | 132.8 | 132.8 | 133.0 | 132.4 | 133.3 | 133.2 | 133.1 | 132.6 |
| | 1994 | 133.5 | 133.4 | 133.4 | 132.7 | 133.0 | 133.2 | 133.1 | 133.2 | 133.8 | 133.6 | 133.9 | 134.5 | 133.4 |
| | 1995 | 134.4 | 134.7 | 134.9 | 134.6 | 134.8 | 134.9 | 134.9 | 134.7 | 134.8 | 135.4 | 134.8 | 135.2 | 134.8 |
| | 1996 | 135.1 | 134.9 | 134.9 | 134.4 | 134.9 | 134.8 | 134.9 | 134.7 | 134.9 | 134.6 | 134.4 | 134.7 | 134.8 |
| P717601 | 1997 | 134.9 | 134.7 | 135.2 | | | | | | | | | | |
| Rented Accommodation – Logement en location | 1993 | 125.1 | 125.4 | 125.5 | 125.5 | 125.6 | 125.9 | 126.2 | 126.3 | 126.5 | 126.8 | 126.9 | 127.2 | 126.1 |
| | 1994 | 127.5 | 128.0 | 128.1 | 127.9 | 128.0 | 128.1 | 128.2 | 128.2 | 128.4 | 128.6 | 129.1 | 129.2 | 128.3 |
| | 1995 | 129.4 | 129.7 | 129.7 | 129.7 | 129.7 | 129.8 | 129.8 | 129.8 | 130.2 | 130.4 | 130.5 | 130.6 | 129.9 |
| | 1996 | 130.6 | 130.6 | 130.6 | 130.6 | 130.9 | 131.1 | 131.3 | 131.3 | 131.6 | 131.5 | 131.4 | 131.4 | 131.1 |
| P717602 | 1997 | 131.6 | 131.6 | 131.7 | | | | | | | | | | |
| Owned Accommodation – Logement en propriété | 1993 | 132.6 | 132.9 | 132.3 | 131.9 | 131.7 | 133.0 | 132.9 | 133.2 | 132.2 | 133.9 | 133.7 | 133.5 | 132.8 |
| | 1994 | 133.2 | 132.9 | 132.9 | 131.5 | 132.0 | 132.2 | 132.1 | 132.4 | 133.2 | 132.7 | 133.0 | 133.2 | 132.6 |
| | 1995 | 133.7 | 134.2 | 134.5 | 134.6 | 135.0 | 135.1 | 135.1 | 134.7 | 134.8 | 135.7 | 135.8 | 135.7 | 134.9 |
| | 1996 | 135.5 | 135.2 | 135.1 | 135.1 | 135.4 | 135.3 | 135.2 | 134.9 | 135.2 | 134.7 | 134.4 | 134.1 | 135.0 |
| P717603 | 1997 | 134.1 | 133.8 | 133.9 | | | | | | | | | | |
| Water, Fuel and Electricity – Eau, combustible et électricité | 1993 | 138.2 | 138.2 | 138.2 | 138.8 | 138.8 | 138.8 | 138.8 | 138.8 | 138.7 | 138.0 | 138.0 | 137.9 | 138.4 |
| | 1994 | 139.9 | 139.9 | 139.9 | 140.6 | 140.6 | 140.6 | 140.3 | 140.3 | 140.6 | 140.6 | 140.7 | 142.9 | 140.6 |
| | 1995 | 140.2 | 140.2 | 140.2 | 138.1 | 138.1 | 138.1 | 138.1 | 138.1 | 138.1 | 138.1 | 134.9 | 137.1 | 138.3 |
| | 1996 | 136.9 | 137.0 | 137.1 | 135.1 | 135.9 | 135.9 | 136.4 | 136.4 | 136.4 | 136.4 | 136.6 | 138.7 | 136.6 |
| P717604 | 1997 | 139.9 | 139.9 | 141.7 | | | | | | | | | | |
| WINNIPEG | | | | | | | | | | | | | | |
| All-items – Ensemble | 1993 | 128.7 | 129.3 | 129.6 | 129.9 | 130.2 | 130.1 | 130.4 | 130.5 | 130.5 | 131.0 | 131.7 | 131.7 | 130.3 |
| | 1994 | 131.4 | 131.4 | 131.5 | 131.6 | 131.6 | 131.5 | 132.3 | 132.2 | 132.7 | 132.7 | 133.3 | 133.7 | 132.2 |
| | 1995 | 134.2 | 134.8 | 135.0 | 135.5 | 135.8 | 135.7 | 136.0 | 135.9 | 136.1 | 136.2 | 136.5 | 136.9 | 135.7 |
| | 1996 | 136.9 | 136.7 | 137.5 | 138.1 | 138.6 | 138.3 | 139.0 | 139.0 | 139.1 | 139.6 | 140.1 | 140.6 | 138.6 |
| P717800 | 1997 | 140.8 | 140.9 | 141.4 | | | | | | | | | | |
| Shelter – Logement | 1993 | 123.6 | 123.5 | 123.9 | 124.3 | 124.2 | 124.1 | 124.0 | 124.2 | 123.4 | 125.4 | 125.9 | 126.2 | 124.4 |
| | 1994 | 125.9 | 126.2 | 126.4 | 125.8 | 126.3 | 126.3 | 126.4 | 126.4 | 126.7 | 127.7 | 128.2 | 128.3 | 126.7 |
| | 1995 | 128.4 | 128.7 | 128.9 | 129.3 | 129.6 | 129.6 | 129.8 | 129.8 | 129.8 | 130.4 | 130.5 | 130.6 | 129.6 |
| | 1996 | 131.0 | 129.6 | 129.7 | 130.0 | 130.0 | 130.1 | 130.9 | 130.6 | 130.5 | 131.4 | 131.3 | 131.1 | 130.5 |
| P717801 | 1997 | 132.1 | 131.9 | 132.2 | | | | | | | | | | |
| Rented Accommodation – Logement en location | 1993 | 123.4 | 123.5 | 123.6 | 123.6 | 123.9 | 123.9 | 124.0 | 124.1 | 124.0 | 124.2 | 124.3 | 124.4 | 123.9 |
| | 1994 | 124.4 | 124.5 | 124.6 | 124.6 | 124.8 | 124.8 | 124.9 | 125.0 | 125.2 | 125.5 | 125.8 | 125.8 | 125.0 |
| | 1995 | 125.8 | 126.0 | 126.0 | 126.1 | 126.2 | 126.2 | 126.4 | 126.5 | 126.6 | 126.7 | 126.7 | 126.9 | 126.3 |
| | 1996 | 127.0 | 127.0 | 127.2 | 127.3 | 127.5 | 127.5 | 127.6 | 127.6 | 127.8 | 127.8 | 128.0 | 128.2 | 127.5 |
| P717802 | 1997 | 128.2 | 128.4 | 128.4 | | | | | | | | | | |
| Owned Accommodation – Logement en propriété | 1993 | 121.9 | 121.8 | 122.4 | 123.1 | 122.8 | 122.5 | 122.3 | 122.6 | 121.3 | 124.8 | 124.5 | 125.0 | 122.9 |
| | 1994 | 124.0 | 124.3 | 124.5 | 123.3 | 124.1 | 124.1 | 124.2 | 124.2 | 124.6 | 126.2 | 127.0 | 127.2 | 124.8 |
| | 1995 | 127.5 | 127.9 | 128.2 | 128.6 | 129.0 | 129.0 | 129.2 | 129.2 | 129.1 | 130.2 | 130.2 | 130.4 | 129.0 |
| | 1996 | 130.3 | 129.9 | 129.9 | 130.0 | 129.9 | 130.0 | 130.2 | 129.8 | 129.5 | 130.9 | 130.7 | 130.3 | 130.1 |
| P717803 | 1997 | 130.5 | 130.2 | 130.4 | | | | | | | | | | |
| Water, Fuel and Electricity – Eau, combustible et électricité | 1993 | 129.7 | 129.8 | 129.8 | 129.8 | 129.8 | 129.8 | 129.8 | 129.8 | 129.8 | 129.8 | 133.9 | 133.9 | 130.5 |
| | 1994 | 135.3 | 136.6 | 136.6 | 137.0 | 137.0 | 137.0 | 137.0 | 137.0 | 137.2 | 137.1 | 137.1 | 137.1 | 136.8 |
| | 1995 | 136.7 | 136.7 | 136.7 | 137.7 | 137.7 | 137.7 | 138.1 | 138.1 | 138.1 | 138.1 | 138.1 | 138.1 | 137.7 |
| | 1996 | 140.3 | 133.7 | 133.7 | 135.3 | 135.3 | 135.3 | 139.4 | 139.4 | 139.4 | 139.5 | 139.6 | 139.6 | 137.5 |
| P717804 | 1997 | 144.4 | 144.4 | 145.4 | | | | | | | | | | |

TABLE - 9 (Continued)

Consumer Price Indexes, All-items, Shelter, Sub-groups, (Not Seasonally Adjusted), by City, 1993-1997, 1986 = 100

TABLEAU - 9 (Suite)

Indices des prix à la consommation, ensemble, logement, sous-groupes, (non désaisonnalisés), par ville, 1993-1997, 1986 = 100

| | | Jan. | Feb. | March | April | May | June | July | Aug. | Sept. | Oct. | Nov. | Dec. | Annual average |
|---|------|-------|-------|-------|-------|-------|-------|---------|-------|-------|-------|-------|-------|------------------|
| | | Jan. | Fév. | Mars | Avril | Mai | Juin | Juillet | Août | Sept. | Oct. | Nov. | Déc. | Moyenne annuelle |
| REGINA | | | | | | | | | | | | | | |
| All-items – Ensemble | 1993 | 129.7 | 129.7 | 129.3 | 131.0 | 131.5 | 131.3 | 131.5 | 131.8 | 131.9 | 132.2 | 132.7 | 132.8 | 131.3 |
| | 1994 | 133.2 | 132.6 | 132.8 | 133.4 | 133.3 | 133.7 | 134.1 | 134.2 | 134.7 | 134.1 | 134.5 | 134.9 | 133.8 |
| | 1995 | 135.2 | 135.3 | 135.7 | 136.3 | 136.9 | 136.8 | 136.9 | 136.8 | 136.5 | 137.0 | 137.3 | 137.2 | 136.5 |
| | 1996 | 137.2 | 137.4 | 137.9 | 138.3 | 138.9 | 138.8 | 139.2 | 139.3 | 139.5 | 140.1 | 140.6 | 140.7 | 139.0 |
| P718000 | 1997 | 140.4 | 140.6 | 140.8 | | | | | | | | | | |
| Shelter – Logement | 1993 | 120.8 | 120.7 | 121.4 | 121.7 | 122.1 | 122.0 | 121.4 | 121.8 | 121.4 | 122.0 | 121.8 | 122.2 | 121.6 |
| | 1994 | 123.4 | 123.5 | 123.5 | 123.7 | 123.7 | 123.8 | 123.8 | 123.8 | 124.2 | 124.2 | 124.6 | 125.0 | 123.9 |
| | 1995 | 125.6 | 125.2 | 126.0 | 126.4 | 127.2 | 127.4 | 127.3 | 127.4 | 127.1 | 127.8 | 128.1 | 128.0 | 127.0 |
| | 1996 | 129.7 | 129.7 | 129.9 | 129.6 | 130.1 | 130.1 | 130.3 | 130.0 | 130.3 | 131.9 | 131.9 | 131.7 | 130.4 |
| P718001 | 1997 | 132.2 | 131.9 | 132.2 | | | | | | | | | | |
| Rented Accommodation – Logement en location | 1993 | 113.4 | 113.5 | 113.7 | 113.9 | 114.1 | 114.2 | 114.3 | 114.3 | 114.3 | 114.4 | 114.7 | 114.7 | 114.1 |
| | 1994 | 114.7 | 115.0 | 114.9 | 115.1 | 115.2 | 115.3 | 115.4 | 115.4 | 115.5 | 115.7 | 116.1 | 116.5 | 115.4 |
| | 1995 | 116.5 | 116.7 | 116.8 | 116.9 | 117.0 | 117.3 | 117.4 | 117.7 | 117.8 | 118.1 | 118.3 | 118.4 | 117.4 |
| | 1996 | 118.5 | 118.7 | 118.8 | 118.8 | 118.9 | 118.9 | 119.1 | 119.2 | 119.5 | 119.7 | 119.9 | 120.1 | 119.2 |
| P718002 | 1997 | 120.3 | 120.6 | 120.6 | | | | | | | | | | |
| Owned Accommodation – Logement en propriété | 1993 | 117.8 | 117.5 | 118.6 | 119.1 | 119.7 | 119.5 | 118.4 | 119.1 | 118.3 | 119.3 | 119.0 | 119.6 | 118.8 |
| | 1994 | 119.4 | 119.4 | 119.4 | 119.1 | 119.0 | 119.2 | 119.2 | 119.1 | 119.7 | 119.7 | 120.1 | 120.7 | 119.5 |
| | 1995 | 121.1 | 121.5 | 122.7 | 123.3 | 124.7 | 124.8 | 124.7 | 124.7 | 124.2 | 125.3 | 125.6 | 125.5 | 124.0 |
| | 1996 | 125.4 | 125.4 | 125.6 | 125.5 | 126.3 | 126.2 | 126.5 | 126.1 | 126.5 | 128.9 | 128.9 | 128.5 | 126.7 |
| P718003 | 1997 | 128.5 | 128.0 | 128.4 | | | | | | | | | | |
| Water, Fuel and Electricity – Eau, combustible et électricité | 1993 | 142.7 | 142.6 | 142.7 | 142.7 | 142.7 | 142.7 | 142.7 | 142.7 | 142.7 | 142.7 | 142.7 | 142.7 | 142.7 |
| | 1994 | 150.7 | 150.7 | 150.7 | 152.9 | 152.8 | 152.8 | 152.8 | 152.8 | 152.8 | 152.8 | 152.9 | 152.9 | 152.3 |
| | 1995 | 154.8 | 151.3 | 151.3 | 151.3 | 151.3 | 151.3 | 151.3 | 151.3 | 151.3 | 151.3 | 151.4 | 151.4 | 151.6 |
| | 1996 | 160.8 | 160.8 | 160.8 | 159.6 | 159.6 | 159.6 | 159.6 | 159.6 | 159.7 | 159.7 | 159.8 | 159.8 | 160.0 |
| P718004 | 1997 | 162.1 | 162.1 | 162.1 | | | | | | | | | | |
| SASKATOON | | | | | | | | | | | | | | |
| All-items – Ensemble | 1993 | 128.1 | 128.7 | 128.6 | 129.8 | 130.1 | 130.1 | 130.1 | 130.3 | 130.2 | 130.7 | 131.1 | 130.9 | 129.9 |
| | 1994 | 131.1 | 131.0 | 130.9 | 131.5 | 131.5 | 131.7 | 132.1 | 132.4 | 133.0 | 132.7 | 133.1 | 133.3 | 132.0 |
| | 1995 | 133.5 | 133.7 | 133.9 | 134.5 | 135.0 | 134.9 | 135.0 | 134.9 | 134.8 | 135.0 | 135.4 | 135.4 | 134.7 |
| | 1996 | 135.3 | 135.5 | 135.9 | 136.5 | 137.0 | 136.9 | 137.3 | 137.4 | 137.7 | 138.0 | 138.5 | 138.6 | 137.1 |
| P718200 | 1997 | 138.3 | 138.5 | 138.6 | | | | | | | | | | |
| Shelter – Logement | 1993 | 120.8 | 120.7 | 120.9 | 121.4 | 121.1 | 121.0 | 121.0 | 120.9 | 121.1 | 121.6 | 121.4 | 121.1 | 121.1 |
| | 1994 | 122.0 | 122.1 | 121.8 | 122.4 | 122.1 | 122.1 | 122.2 | 122.0 | 122.8 | 122.8 | 122.7 | 123.1 | 122.3 |
| | 1995 | 123.3 | 123.1 | 123.1 | 123.7 | 124.0 | 124.2 | 124.2 | 124.1 | 124.3 | 124.7 | 125.0 | 125.1 | 124.1 |
| | 1996 | 126.4 | 126.5 | 126.4 | 126.8 | 126.7 | 126.8 | 126.9 | 126.7 | 127.2 | 127.7 | 127.6 | 127.6 | 126.9 |
| P718201 | 1997 | 127.8 | 127.7 | 128.0 | | | | | | | | | | |
| Rented Accommodation – Logement en location | 1993 | 113.3 | 113.4 | 113.5 | 113.6 | 113.8 | 114.0 | 114.1 | 114.2 | 114.4 | 115.1 | 115.1 | 115.2 | 114.1 |
| | 1994 | 115.3 | 115.4 | 115.4 | 115.4 | 115.5 | 115.5 | 115.7 | 115.7 | 116.2 | 116.3 | 116.6 | 116.7 | 115.8 |
| | 1995 | 116.8 | 116.9 | 117.0 | 117.3 | 117.4 | 117.5 | 117.7 | 117.7 | 118.3 | 119.0 | 119.4 | 119.5 | 117.9 |
| | 1996 | 119.8 | 119.9 | 120.1 | 120.5 | 120.3 | 120.5 | 120.7 | 120.8 | 121.5 | 121.9 | 122.2 | 122.4 | 120.9 |
| P718202 | 1997 | 123.2 | 123.5 | 123.8 | | | | | | | | | | |
| Owned Accommodation – Logement en propriété | 1993 | 118.1 | 118.0 | 118.2 | 119.2 | 118.3 | 118.1 | 117.9 | 117.7 | 118.0 | 118.3 | 118.0 | 117.4 | 118.1 |
| | 1994 | 117.3 | 117.4 | 116.9 | 117.3 | 116.6 | 116.6 | 116.7 | 116.3 | 117.5 | 117.4 | 116.9 | 117.7 | 117.1 |
| | 1995 | 117.8 | 118.6 | 118.5 | 119.3 | 120.0 | 120.2 | 120.2 | 119.9 | 119.9 | 120.1 | 120.5 | 120.6 | 119.6 |
| | 1996 | 120.5 | 120.5 | 120.1 | 120.9 | 121.0 | 121.0 | 121.1 | 120.7 | 121.1 | 121.8 | 121.5 | 121.2 | 121.0 |
| P718203 | 1997 | 120.9 | 120.3 | 120.6 | | | | | | | | | | |
| Water, Fuel and Electricity – Eau, combustible et électricité | 1993 | 145.7 | 145.7 | 145.7 | 145.7 | 145.7 | 145.7 | 145.7 | 145.7 | 145.7 | 145.7 | 145.8 | 145.8 | 145.7 |
| | 1994 | 151.1 | 151.1 | 151.1 | 153.4 | 153.4 | 153.4 | 153.4 | 153.4 | 153.5 | 153.5 | 153.5 | 153.5 | 152.9 |
| | 1995 | 154.1 | 150.5 | 150.5 | 150.5 | 150.6 | 150.6 | 150.6 | 150.6 | 150.6 | 150.6 | 150.6 | 150.6 | 150.9 |
| | 1996 | 159.0 | 159.0 | 158.9 | 158.3 | 157.7 | 157.7 | 157.7 | 157.7 | 157.8 | 158.3 | 158.0 | 158.0 | 158.2 |
| P718204 | 1997 | 158.6 | 158.3 | 158.5 | | | | | | | | | | |

TABLE - 9 (Continued)

Consumer Price Indexes, All-items, Shelter, Sub-groups, (Not Seasonally Adjusted), by City, 1993-1997, 1986 = 100

TABLEAU - 9 (Suite)

Indices des prix à la consommation, ensemble, logement, sous-groupes, (non désaisonnalisés), par ville, 1993-1997, 1986 = 100

| | | Jan. | Feb. | March | April | May | June | July | Aug. | Sept. | Oct. | Nov. | Dec. | Annual average |
|---|------|-------|-------|-------|-------|-------|-------|---------|-------|-------|-------|-------|-------|------------------|
| | | Jan. | Fév. | Mars | Avril | Mai | Juin | Juillet | Août | Sept. | Oct. | Nov. | Déc. | Moyenne annuelle |
| EDMONTON | | | | | | | | | | | | | | |
| All-items – Ensemble | 1993 | 127.8 | 127.9 | 126.0 | 126.6 | 126.6 | 127.6 | 128.1 | 128.0 | 127.9 | 128.0 | 128.5 | 128.7 | 127.6 |
| | 1994 | 128.8 | 128.7 | 128.2 | 129.1 | 129.3 | 129.5 | 130.2 | 130.3 | 130.6 | 130.0 | 130.1 | 130.9 | 129.6 |
| | 1995 | 130.7 | 131.4 | 131.5 | 131.9 | 132.1 | 132.0 | 132.7 | 132.7 | 132.9 | 132.9 | 133.5 | 133.2 | 132.3 |
| | 1996 | 133.4 | 133.5 | 134.5 | 135.0 | 135.2 | 134.8 | 135.6 | 135.7 | 136.0 | 135.7 | 136.2 | 136.2 | 135.2 |
| P718400 | 1997 | 137.1 | 137.4 | 137.8 | | | | | | | | | | |
| Shelter – Logement | 1993 | 127.3 | 127.4 | 127.9 | 129.2 | 129.3 | 129.4 | 129.1 | 129.1 | 128.6 | 129.9 | 131.0 | 130.9 | 129.1 |
| | 1994 | 131.3 | 131.2 | 131.2 | 130.6 | 130.9 | 130.8 | 130.9 | 131.0 | 131.0 | 131.1 | 131.5 | 131.5 | 131.1 |
| | 1995 | 130.3 | 130.4 | 130.5 | 130.6 | 131.0 | 131.3 | 132.1 | 132.2 | 132.1 | 132.4 | 133.1 | 133.0 | 131.6 |
| | 1996 | 133.1 | 133.4 | 133.4 | 133.6 | 133.7 | 133.3 | 133.5 | 133.2 | 133.1 | 133.3 | 133.6 | 133.4 | 133.4 |
| P718401 | 1997 | 135.7 | 135.6 | 135.8 | | | | | | | | | | |
| Rented Accommodation – Logement en location | 1993 | 125.2 | 125.3 | 125.6 | 125.8 | 125.9 | 126.0 | 126.2 | 126.4 | 126.2 | 126.6 | 126.6 | 126.8 | 126.1 |
| | 1994 | 126.8 | 126.9 | 127.1 | 127.1 | 127.3 | 127.3 | 127.4 | 127.5 | 127.5 | 127.4 | 127.5 | 127.6 | 127.3 |
| | 1995 | 127.7 | 127.7 | 127.8 | 127.9 | 128.0 | 128.1 | 128.1 | 128.2 | 128.2 | 128.2 | 128.3 | 128.2 | 128.0 |
| | 1996 | 128.4 | 128.5 | 128.6 | 128.7 | 129.2 | 129.1 | 129.2 | 129.2 | 129.3 | 129.5 | 130.0 | 130.1 | 129.2 |
| P718402 | 1997 | 130.4 | 130.5 | 130.5 | | | | | | | | | | |
| Owned Accommodation – Logement en propriété | 1993 | 127.3 | 127.2 | 128.1 | 128.3 | 128.5 | 128.5 | 127.8 | 127.7 | 126.7 | 129.1 | 128.8 | 128.6 | 128.1 |
| | 1994 | 128.5 | 128.3 | 128.1 | 127.6 | 128.0 | 127.9 | 127.9 | 128.1 | 128.0 | 128.3 | 128.1 | 128.2 | 128.1 |
| | 1995 | 128.7 | 128.9 | 129.0 | 129.9 | 130.5 | 130.7 | 130.6 | 130.5 | 130.3 | 131.0 | 131.0 | 130.9 | 130.2 |
| | 1996 | 131.1 | 130.7 | 130.6 | 130.8 | 130.9 | 130.1 | 130.4 | 129.8 | 129.5 | 129.8 | 129.5 | 129.0 | 130.2 |
| P718403 | 1997 | 128.9 | 128.7 | 129.0 | | | | | | | | | | |
| Water, Fuel and Electricity – Eau, combustible et électricité | 1993 | 132.3 | 132.3 | 132.3 | 140.1 | 139.8 | 140.1 | 140.1 | 140.1 | 140.1 | 140.2 | 147.8 | 147.8 | 139.4 |
| | 1994 | 150.6 | 150.6 | 150.6 | 148.8 | 148.8 | 148.5 | 148.5 | 148.5 | 148.7 | 148.7 | 151.4 | 151.4 | 149.6 |
| | 1995 | 141.8 | 141.7 | 141.7 | 139.0 | 139.1 | 140.7 | 146.2 | 146.2 | 146.2 | 146.2 | 150.5 | 150.5 | 144.2 |
| | 1996 | 150.5 | 153.5 | 153.5 | 153.7 | 153.5 | 153.5 | 153.5 | 153.5 | 153.5 | 153.8 | 155.9 | 155.9 | 153.7 |
| P718404 | 1997 | 170.8 | 170.7 | 170.8 | | | | | | | | | | |
| CALGARY | | | | | | | | | | | | | | |
| All-items – Ensemble | 1993 | 127.6 | 127.7 | 126.1 | 126.9 | 127.4 | 127.8 | 128.4 | 128.4 | 128.9 | 128.4 | 129.1 | 129.0 | 128.0 |
| | 1994 | 128.9 | 128.8 | 128.6 | 128.8 | 128.9 | 129.1 | 130.0 | 130.2 | 130.9 | 130.7 | 131.1 | 131.4 | 129.8 |
| | 1995 | 131.6 | 131.9 | 132.1 | 132.5 | 132.8 | 132.6 | 133.2 | 133.1 | 133.4 | 133.3 | 133.8 | 133.4 | 132.8 |
| | 1996 | 133.7 | 133.7 | 134.7 | 135.3 | 135.5 | 135.2 | 136.2 | 136.3 | 136.7 | 136.3 | 136.7 | 136.9 | 135.6 |
| P718600 | 1997 | 137.5 | 137.8 | 138.2 | | | | | | | | | | |
| Shelter – Logement | 1993 | 125.4 | 125.6 | 125.5 | 127.2 | 127.2 | 127.1 | 126.6 | 126.4 | 126.3 | 126.4 | 127.9 | 127.9 | 126.6 |
| | 1994 | 127.5 | 127.5 | 127.5 | 126.6 | 126.6 | 126.6 | 126.8 | 127.0 | 127.6 | 127.6 | 128.4 | 128.7 | 127.4 |
| | 1995 | 129.1 | 127.6 | 127.8 | 127.9 | 128.6 | 128.4 | 128.8 | 128.6 | 128.6 | 129.0 | 129.0 | 128.8 | 128.5 |
| | 1996 | 129.1 | 129.1 | 129.1 | 129.5 | 129.6 | 129.6 | 130.1 | 129.9 | 130.3 | 130.4 | 130.1 | 130.2 | 129.8 |
| P718601 | 1997 | 131.8 | 131.7 | 132.0 | | | | | | | | | | |
| Rented Accommodation – Logement en location | 1993 | 125.3 | 125.4 | 125.5 | 125.8 | 125.7 | 125.9 | 125.9 | 126.0 | 126.1 | 126.3 | 126.4 | 126.6 | 125.9 |
| | 1994 | 126.6 | 126.8 | 127.1 | 127.1 | 127.2 | 127.3 | 127.4 | 127.6 | 127.9 | 127.8 | 128.2 | 128.3 | 127.4 |
| | 1995 | 128.6 | 128.7 | 128.9 | 129.1 | 129.2 | 129.5 | 129.6 | 129.8 | 129.9 | 130.2 | 130.4 | 130.5 | 129.5 |
| | 1996 | 130.8 | 130.9 | 131.0 | 131.2 | 131.4 | 131.6 | 131.7 | 131.8 | 132.1 | 132.3 | 132.3 | 132.4 | 131.6 |
| P718602 | 1997 | 132.4 | 132.5 | 132.8 | | | | | | | | | | |
| Owned Accommodation – Logement en propriété | 1993 | 123.9 | 124.1 | 123.9 | 125.7 | 125.1 | 124.6 | 123.7 | 123.3 | 123.1 | 123.1 | 123.0 | 122.8 | 123.9 |
| | 1994 | 122.2 | 122.1 | 121.9 | 121.4 | 121.3 | 121.3 | 121.6 | 121.9 | 122.8 | 122.8 | 123.1 | 123.6 | 122.2 |
| | 1995 | 123.7 | 124.0 | 124.4 | 124.5 | 125.7 | 125.2 | 125.6 | 125.2 | 125.2 | 125.6 | 125.5 | 125.2 | 125.0 |
| | 1996 | 125.2 | 125.1 | 125.1 | 124.7 | 124.8 | 124.6 | 125.0 | 124.7 | 125.2 | 125.3 | 124.9 | 125.0 | 125.0 |
| P718603 | 1997 | 125.9 | 125.6 | 126.1 | | | | | | | | | | |
| Water, Fuel and Electricity – Eau, combustible et électricité | 1993 | 129.5 | 129.5 | 129.5 | 133.7 | 135.6 | 136.2 | 136.2 | 136.2 | 136.2 | 136.3 | 145.7 | 145.7 | 135.9 |
| | 1994 | 145.5 | 145.5 | 145.5 | 141.7 | 141.7 | 141.7 | 141.5 | 141.5 | 141.6 | 141.6 | 145.1 | 145.1 | 143.2 |
| | 1995 | 146.6 | 135.3 | 135.3 | 135.1 | 135.2 | 135.2 | 135.6 | 135.6 | 135.6 | 135.5 | 135.4 | 135.4 | 136.3 |
| | 1996 | 136.1 | 136.1 | 136.1 | 139.8 | 139.6 | 139.6 | 141.3 | 141.3 | 141.3 | 141.5 | 140.7 | 140.7 | 139.5 |
| P718604 | 1997 | 148.3 | 148.3 | 148.3 | | | | | | | | | | |

TABLE - 9 (Concluded)

Consumer Price Indexes, All-items, Shelter, Sub-groups, (Not Seasonally Adjusted), by City, 1993-1997, 1986 = 100

TABLEAU - 9 (Fin)

Indices des prix à la consommation, ensemble, logement, sous-groupes, (non désaisonnalisés), par ville, 1993-1997, 1986 = 100

| | | Jan. | Feb. | March | April | May | June | July | Aug. | Sept. | Oct. | Nov. | Dec. | Annual average |
|---|------|-------|-------|-------|-------|-------|-------|---------|-------|-------|-------|-------|-------|------------------|
| | | Jan. | Fév. | Mars | Avril | Mai | Juin | Juillet | Août | Sept. | Oct. | Nov. | Déc. | Moyenne annuelle |
| VANCOUVER | | | | | | | | | | | | | | |
| All-items – Ensemble | 1993 | 130.6 | 131.0 | 130.9 | 131.1 | 131.8 | 131.5 | 132.1 | 132.6 | 132.9 | 132.9 | 133.5 | 133.3 | 132.0 |
| | 1994 | 133.9 | 134.1 | 134.0 | 133.7 | 133.9 | 134.4 | 134.8 | 135.0 | 135.3 | 135.3 | 135.7 | 135.8 | 134.7 |
| | 1995 | 136.9 | 137.1 | 137.7 | 137.5 | 137.7 | 138.0 | 139.0 | 138.6 | 138.3 | 138.3 | 138.7 | 138.5 | 138.0 |
| | 1996 | 139.0 | 139.1 | 139.3 | 139.2 | 139.5 | 139.3 | 139.1 | 138.8 | 139.0 | 139.0 | 139.2 | 139.2 | 139.1 |
| | 1997 | 139.5 | 139.9 | 140.1 | | | | | | | | | | |
| P718800 | 1993 | 127.1 | 126.8 | 127.6 | 127.5 | 128.2 | 127.6 | 127.4 | 128.1 | 127.7 | 128.6 | 129.2 | 129.3 | 127.9 |
| | 1994 | 130.1 | 129.9 | 130.0 | 127.8 | 128.4 | 128.3 | 128.3 | 128.3 | 128.3 | 128.6 | 129.3 | 129.4 | 128.9 |
| | 1995 | 129.9 | 129.4 | 129.8 | 127.6 | 127.8 | 128.9 | 128.8 | 128.7 | 128.6 | 128.6 | 128.9 | 128.9 | 128.8 |
| | 1996 | 128.3 | 128.2 | 128.2 | 126.6 | 126.4 | 126.3 | 126.1 | 125.8 | 126.0 | 125.6 | 126.2 | 126.3 | 126.7 |
| | 1997 | 126.5 | 126.3 | 126.1 | | | | | | | | | | |
| Shelter – Logement | 1993 | 127.8 | 127.8 | 128.0 | 128.1 | 128.4 | 128.6 | 128.9 | 128.9 | 129.0 | 129.5 | 129.7 | 129.9 | 128.7 |
| | 1994 | 130.1 | 130.2 | 130.3 | 130.5 | 130.7 | 130.9 | 131.0 | 131.4 | 131.5 | 131.5 | 131.7 | 131.8 | 131.0 |
| | 1995 | 131.9 | 132.0 | 132.1 | 132.2 | 132.5 | 132.6 | 132.8 | 133.0 | 133.4 | 133.4 | 133.7 | 133.9 | 132.8 |
| | 1996 | 134.1 | 134.2 | 134.3 | 134.5 | 134.7 | 134.9 | 135.2 | 135.3 | 135.5 | 135.6 | 135.8 | 136.0 | 135.0 |
| | 1997 | 136.1 | 136.2 | 136.2 | | | | | | | | | | |
| P718802 | 1993 | 129.0 | 128.4 | 129.7 | 129.1 | 130.1 | 128.9 | 129.0 | 130.2 | 129.3 | 130.8 | 130.4 | 130.5 | 129.6 |
| | 1994 | 129.4 | 129.2 | 129.3 | 127.7 | 128.6 | 128.4 | 128.3 | 128.1 | 128.0 | 128.6 | 128.1 | 128.2 | 128.5 |
| | 1995 | 128.8 | 127.8 | 128.4 | 128.1 | 128.3 | 128.2 | 128.0 | 127.7 | 127.3 | 127.3 | 126.2 | 126.1 | 127.7 |
| | 1996 | 125.6 | 125.3 | 125.3 | 124.3 | 123.9 | 123.5 | 123.1 | 122.5 | 122.8 | 122.1 | 121.3 | 121.4 | 123.4 |
| | 1997 | 120.6 | 120.2 | 119.9 | | | | | | | | | | |
| P718803 | 1993 | 117.6 | 117.6 | 117.7 | 119.8 | 119.7 | 119.7 | 117.8 | 117.8 | 117.8 | 117.8 | 123.4 | 123.4 | 119.2 |
| | 1994 | 132.5 | 132.5 | 132.5 | 122.5 | 122.5 | 122.5 | 122.5 | 122.5 | 122.5 | 122.5 | 129.2 | 129.2 | 126.1 |
| | 1995 | 130.2 | 130.4 | 130.4 | 110.4 | 110.5 | 121.9 | 121.9 | 121.9 | 121.9 | 121.9 | 130.7 | 130.7 | 123.6 |
| | 1996 | 127.3 | 127.4 | 127.5 | 117.0 | 117.2 | 117.2 | 117.2 | 117.2 | 117.0 | 117.2 | 127.7 | 127.7 | 121.5 |
| | 1997 | 134.1 | 134.2 | 134.2 | | | | | | | | | | |
| Water, Fuel and Electricity – Eau, combustible et électricité | 1993 | 117.6 | 117.6 | 117.7 | 119.8 | 119.7 | 119.7 | 117.8 | 117.8 | 117.8 | 117.8 | 123.4 | 123.4 | 119.2 |
| | 1994 | 132.5 | 132.5 | 132.5 | 122.5 | 122.5 | 122.5 | 122.5 | 122.5 | 122.5 | 122.5 | 129.2 | 129.2 | 126.1 |
| | 1995 | 130.2 | 130.4 | 130.4 | 110.4 | 110.5 | 121.9 | 121.9 | 121.9 | 121.9 | 121.9 | 130.7 | 130.7 | 123.6 |
| | 1996 | 127.3 | 127.4 | 127.5 | 117.0 | 117.2 | 117.2 | 117.2 | 117.2 | 117.0 | 117.2 | 127.7 | 127.7 | 121.5 |
| | 1997 | 134.1 | 134.2 | 134.2 | | | | | | | | | | |
| P718804 | 1993 | 128.7 | 129.3 | 129.4 | 129.4 | 129.9 | 129.9 | 130.2 | 130.4 | 131.2 | 131.0 | 131.4 | 131.4 | 130.2 |
| | 1994 | 131.4 | 131.5 | 131.6 | 132.1 | 132.3 | 132.7 | 133.2 | 133.2 | 133.5 | 134.0 | 134.2 | 134.4 | 132.8 |
| | 1995 | 134.7 | 135.3 | 135.6 | 135.9 | 136.2 | 136.2 | 137.2 | 137.0 | 136.5 | 136.3 | 136.5 | 136.3 | 136.1 |
| | 1996 | 136.8 | 136.8 | 137.1 | 137.5 | 137.6 | 137.6 | 137.5 | 137.4 | 137.7 | 137.8 | 137.7 | 137.6 | 137.4 |
| | 1997 | 137.9 | 138.3 | 138.6 | | | | | | | | | | |
| P719000 | 1993 | 122.7 | 122.8 | 122.9 | 123.2 | 123.0 | 123.2 | 123.1 | 123.3 | 123.7 | 124.6 | 124.0 | 124.0 | 123.4 |
| | 1994 | 123.7 | 123.8 | 123.7 | 124.1 | 123.6 | 123.9 | 123.6 | 123.9 | 124.2 | 125.6 | 125.3 | 125.4 | 124.2 |
| | 1995 | 125.2 | 124.9 | 125.2 | 123.8 | 124.8 | 125.9 | 125.8 | 125.9 | 125.1 | 124.5 | 124.1 | 123.9 | 124.9 |
| | 1996 | 123.4 | 123.5 | 123.7 | 123.6 | 123.2 | 122.9 | 122.9 | 122.5 | 123.4 | 123.1 | 122.9 | 123.0 | 123.2 |
| | 1997 | 122.5 | 122.6 | 122.5 | | | | | | | | | | |
| P719001 | 1993 | 132.2 | 132.6 | 132.9 | 133.0 | 133.3 | 134.0 | 134.2 | 134.4 | 135.2 | 135.6 | 135.8 | 136.3 | 134.1 |
| | 1994 | 136.4 | 136.6 | 136.9 | 137.2 | 137.4 | 137.6 | 137.6 | 137.7 | 137.8 | 138.1 | 138.3 | 138.4 | 137.5 |
| | 1995 | 138.5 | 138.7 | 138.7 | 139.0 | 139.5 | 139.6 | 139.5 | 139.8 | 140.1 | 139.9 | 140.5 | 140.5 | 139.5 |
| | 1996 | 140.6 | 140.8 | 140.9 | 141.1 | 141.1 | 141.2 | 141.6 | 141.7 | 142.0 | 142.0 | 142.0 | 142.0 | 141.4 |
| | 1997 | 142.1 | 142.3 | 142.3 | | | | | | | | | | |
| P719002 | 1993 | 118.8 | 118.8 | 118.8 | 118.5 | 118.0 | 117.9 | 117.2 | 117.4 | 117.6 | 119.0 | 117.8 | 117.5 | 118.1 |
| | 1994 | 116.9 | 116.9 | 116.7 | 116.5 | 115.4 | 115.8 | 115.0 | 115.3 | 115.9 | 118.4 | 117.7 | 117.9 | 116.5 |
| | 1995 | 117.5 | 117.0 | 117.5 | 117.8 | 119.3 | 118.6 | 118.4 | 118.5 | 117.1 | 116.2 | 115.2 | 115.0 | 117.3 |
| | 1996 | 114.0 | 114.1 | 114.3 | 114.1 | 113.4 | 112.9 | 112.3 | 111.7 | 112.9 | 112.4 | 111.8 | 111.9 | 113.0 |
| | 1997 | 111.2 | 111.1 | 110.9 | | | | | | | | | | |
| P719003 | 1993 | 116.7 | 116.7 | 116.7 | 119.5 | 119.5 | 119.5 | 120.8 | 121.2 | 121.2 | 121.2 | 121.2 | 121.2 | 119.6 |
| | 1994 | 121.5 | 121.5 | 121.5 | 123.8 | 123.9 | 123.9 | 125.2 | 125.2 | 125.2 | 125.1 | 125.1 | 125.1 | 123.9 |
| | 1995 | 125.1 | 125.1 | 125.1 | 111.7 | 111.7 | 123.1 | 123.4 | 123.4 | 123.1 | 123.2 | 123.2 | 123.2 | 121.8 |
| | 1996 | 123.2 | 123.2 | 123.4 | 123.6 | 123.6 | 123.6 | 125.4 | 125.4 | 125.1 | 125.8 | 127.1 | 127.1 | 124.7 |
| | 1997 | 126.5 | 127.5 | 127.5 | | | | | | | | | | |
| P719004 | 1993 | 116.7 | 116.7 | 116.7 | 119.5 | 119.5 | 119.5 | 120.8 | 121.2 | 121.2 | 121.2 | 121.2 | 121.2 | 119.6 |
| | 1994 | 121.5 | 121.5 | 121.5 | 123.8 | 123.9 | 123.9 | 125.2 | 125.2 | 125.2 | 125.1 | 125.1 | 125.1 | 123.9 |
| | 1995 | 125.1 | 125.1 | 125.1 | 111.7 | 111.7 | 123.1 | 123.4 | 123.4 | 123.1 | 123.2 | 123.2 | 123.2 | 121.8 |
| | 1996 | 123.2 | 123.2 | 123.4 | 123.6 | 123.6 | 123.6 | 125.4 | 125.4 | 125.1 | 125.8 | 127.1 | 127.1 | 124.7 |
| | 1997 | 126.5 | 127.5 | 127.5 | | | | | | | | | | |

TABLE - 10**Inter-city Indexes of Retail Price Differentials,
as of October 1996, for Selected Groups of Consumer
Goods and Services, Combined City Average = 100¹**

| No. | Selected components and sub-groups | Canada | St. John's | Charlottetown- Summerside | Halifax | Saint John | Montréal |
|-----------|---|---|-----------------------|------------------------------|------------|-----------------------|------------|
| | | CPI weights ² | (Nfld.) | | | (N.B.) | |
| | | Pondérations de l'IPC du Canada ² | St. John's (T.-N.) | | | Saint John (N.-B.) | |
| 1 | Food | 18.0 | 109 | 104 | 102 | 103 | 99 |
| 2 | Food purchased from stores | | 111 | 107 | 102 | 103 | 98 |
| 3 | Meat, poultry and fish | | 107 | 101 | 100 | 101 | 98 |
| 4 | Dairy products and eggs | | 122 | 106 | 108 | 108 | 95 |
| 5 | Bakery and other cereal products | | 95 | 102 | 99 | 97 | 101 |
| 6 | Fruit and vegetables | | 121 | 112 | 109 | 113 | 98 |
| 7 | Other food purchased from stores ³ | | 110 | 115 | 95 | 95 | 97 |
| 8 | Food purchased from restaurants | | 106 | 97 | 101 | 105 | 102 |
| 9 | Household operations and furnishings | 10.4 | 104 | 101 | 106 | 100 | 99 |
| 10 | Household operations | | 103 | 101 | 107 | 98 | 99 |
| 11 | Household furnishings | | 105 | 101 | 105 | 102 | 100 |
| 12 | Clothing and footwear | 6.8 | 103 | 102 | 102 | 102 | 100 |
| 13 | Transportation | 17.2 | 104 | 94 | 95 | 94 | 97 |
| 14 | Private transportation | | 104 | 92 | 95 | 93 | 97 |
| 15 | Purchase of automotive vehicles | | 106 | 106 | 104 | 103 | 100 |
| 16 | Gasoline | | 108 | 99 | 99 | 98 | 105 |
| 17 | Other private transportation | | 100 | 74 | 80 | 83 | 89 |
| 18 | Public transportation | | 104 | 103 | 98 | 99 | 96 |
| 19 | Health and personal care | 4.4 | 100 | 99 | 104 | 105 | 106 |
| 20 | Health care | | 103 | 102 | 112 | 113 | 107 |
| 21 | Personal care supplies and equipment | | 108 | 111 | 101 | 109 | 100 |
| 22 | Personal care services | | 83 | 75 | 94 | 85 | 113 |
| 23 | Recreation, education and reading | 10.2 | 104 | 103 | 105 | 103 | 97 |
| 24 | Alcoholic beverages and tobacco products | 5.5 | 127 | 105 | 106 | 102 | 94 |
| 25 | Alcoholic beverages | | 108 | 102 | 106 | 96 | 100 |
| 26 | Tobacco products and smokers' supplies | | 171 | 109 | 105 | 113 | 81 |

1 For explanatory notes, see Appendix 3.

2,3 See footnote section at end of Appendix 3.

TABLEAU - 10

**Indices comparatifs des prix de détail par ville, octobre 1996,
pour certains groupes de biens et services à la
consommation, moyenne des villes combinées = 100¹**

| Ottawa | Toronto | Winnipeg | Regina | Edmonton | Vancouver | No. | Composantes et sous-groupes choisis |
|--------|---------|----------|--------|----------|-----------|-----|---|
| 102 | 100 | 99 | 100 | 98 | 106 | 1 | Aliments |
| 103 | 100 | 101 | 102 | 97 | 109 | 2 | Aliments achetés au magasin |
| 102 | 100 | 98 | 102 | 95 | 108 | 3 | Viande, volaille et poisson |
| 107 | 107 | 95 | 93 | 91 | 100 | 4 | Produits laitiers et oeufs |
| 95 | 93 | 105 | 109 | 98 | 121 | 5 | Produits de boulangerie et autres produits céréaliers |
| 109 | 98 | 105 | 105 | 104 | 107 | 6 | Fruits et légumes |
| 104 | 100 | 103 | 100 | 97 | 109 | 7 | Autres aliments achetés au magasin ³ |
| 99 | 99 | 94 | 96 | 100 | 100 | 8 | Aliments achetés au restaurant |
| 103 | 104 | 96 | 99 | 91 | 101 | 9 | Dépenses et équipement du ménage |
| 105 | 105 | 94 | 97 | 89 | 101 | 10 | Dépenses du ménage |
| 100 | 101 | 99 | 103 | 94 | 101 | 11 | Équipement du ménage |
| 101 | 101 | 102 | 101 | 95 | 100 | 12 | Habillement et chaussures |
| 96 | 104 | 89 | 89 | 90 | 109 | 13 | Transports |
| 96 | 104 | 89 | 89 | 90 | 111 | 14 | Transport privé |
| 102 | 100 | 100 | 101 | 93 | 100 | 15 | Achat de véhicules automobiles |
| 97 | 98 | 99 | 106 | 86 | 104 | 16 | Essence |
| 88 | 113 | 68 | 65 | 87 | 129 | 17 | Autres transports privés |
| 98 | 106 | 90 | 86 | 93 | 97 | 18 | Transport public |
| 106 | 100 | 97 | 92 | 98 | 96 | 19 | Santé et soins personnels |
| 113 | 102 | 92 | 95 | 102 | 92 | 20 | Soins de santé |
| 109 | 100 | 104 | 102 | 94 | 99 | 21 | Articles et accessoires de soins personnels |
| 91 | 96 | 95 | 73 | 100 | 99 | 22 | Services de soins personnels |
| 103 | 104 | 94 | 98 | 96 | 101 | 23 | Loisirs, formation et lecture |
| 96 | 95 | 105 | 111 | 104 | 120 | 24 | Boissons alcoolisées et produits du tabac |
| 100 | 102 | 87 | 92 | 94 | 111 | 25 | Boissons alcoolisées |
| 87 | 80 | 144 | 151 | 125 | 141 | 26 | Produits du tabac et articles pour fumeurs |

¹ Pour de plus amples renseignements, voir l'appendice 3.

^{2,3} Voir notes à la fin de l'appendice 3.

TABLE - 11

Average Retail Price for Gasoline and Fuel Oil,
by City - Cents per Litre, 1997

TABLEAU - 11

Prix de détail moyens, essence et mazout,
par ville - cents par litre, 1997

| | St. John's | Charlotte-town/ Summerside | Hali-fax | Saint John | Québec | Mont-réal | Ottawa | Toronto | Thunder Bay | Winnipeg | Regina | Saskatoon | Edmonton | Calgary | Vancouver | Victoria |
|--|------------|-------------------------------|----------|------------|--------|-----------|--------|---------|-------------|----------|--------|-----------|----------|---------|-----------|----------|
| Regular Unleaded Gasoline at Full Service | | | | | | | | | | | | | | | | |
| Filling Stations – Essence régulière sans plomb aux stations avec service complet | | | | | | | | | | | | | | | | |
| January – Janvier | 67.2 | 63.8 | 59.9 | 60.1 | 63.8 | 64.2 | 59.2 | 58.1 | 65.4 | 59.2 | 60.1 | 62.2 | 51.4 | 53.5 | 59.9 | 58.3 |
| February – Février | 67.2 | 63.8 | 60.0 | 60.5 | 65.0 | 65.2 | 58.8 | 58.9 | 65.4 | 59.7 | 60.1 | 62.5 | 54.8 | 55.5 | 61.9 | 60.7 |
| March – Mars | 67.1 | 64.1 | 60.3 | 60.5 | 62.8 | 63.6 | 58.2 | 58.1 | 65.4 | 59.3 | 61.7 | 62.0 | 54.1 | 54.9 | 61.9 | 60.2 |
| April – Avril | | | | | | | | | | | | | | | | |
| May – Mai | | | | | | | | | | | | | | | | |
| June – Juin | | | | | | | | | | | | | | | | |
| July – Juillet | | | | | | | | | | | | | | | | |
| August – Août | | | | | | | | | | | | | | | | |
| September – Septembre | | | | | | | | | | | | | | | | |
| October – Octobre | | | | | | | | | | | | | | | | |
| November – Novembre | | | | | | | | | | | | | | | | |
| December – Décembre | | | | | | | | | | | | | | | | |
| Premium Unleaded Gasoline at Full Service | | | | | | | | | | | | | | | | |
| Filling Stations – Essence super sans plomb aux stations avec service complet | | | | | | | | | | | | | | | | |
| January – Janvier | 73.9 | 68.0 | 66.0 | 66.4 | 70.4 | 71.7 | 68.7 | 68.4 | 75.1 | 68.8 | 68.4 | 70.2 | 61.7 | 62.4 | 70.2 | 68.1 |
| February – Février | 73.8 | 68.0 | 66.4 | 67.0 | 71.6 | 72.8 | 68.2 | 69.8 | 75.3 | 69.4 | 68.6 | 70.7 | 64.4 | 64.6 | 72.1 | 70.3 |
| March – Mars | 73.7 | 68.3 | 66.7 | 67.0 | 68.8 | 71.2 | 68.2 | 69.0 | 75.4 | 69.2 | 70.0 | 70.3 | 63.9 | 63.9 | 72.3 | 69.8 |
| April – Avril | | | | | | | | | | | | | | | | |
| May – Mai | | | | | | | | | | | | | | | | |
| June – Juin | | | | | | | | | | | | | | | | |
| July – Juillet | | | | | | | | | | | | | | | | |
| August – Août | | | | | | | | | | | | | | | | |
| September – Septembre | | | | | | | | | | | | | | | | |
| October – Octobre | | | | | | | | | | | | | | | | |
| November – Novembre | | | | | | | | | | | | | | | | |
| December – Décembre | | | | | | | | | | | | | | | | |
| Regular Unleaded Gasoline at Self Service | | | | | | | | | | | | | | | | |
| Filling Stations – Essence régulière sans plomb aux stations avec libre service | | | | | | | | | | | | | | | | |
| January – Janvier | 64.6 | 62.7 | 57.9 | 58.5 | 63.3 | 63.1 | 57.2 | 56.7 | 63.7 | 58.1 | 59.1 | 62.1 | 51.2 | 52.8 | 58.0 | 56.4 |
| February – Février | 64.6 | 62.7 | 57.9 | 58.8 | 64.6 | 64.2 | 56.8 | 57.5 | 63.7 | 59.0 | 60.0 | 62.5 | 54.0 | 55.0 | 60.2 | 59.9 |
| March – Mars | 64.6 | 63.1 | 57.9 | 58.7 | 62.7 | 61.4 | 56.7 | 56.3 | 63.7 | 58.6 | 61.8 | 61.9 | 53.3 | 54.2 | 60.0 | 59.6 |
| April – Avril | | | | | | | | | | | | | | | | |
| May – Mai | | | | | | | | | | | | | | | | |
| June – Juin | | | | | | | | | | | | | | | | |
| July – Juillet | | | | | | | | | | | | | | | | |
| August – Août | | | | | | | | | | | | | | | | |
| September – Septembre | | | | | | | | | | | | | | | | |
| October – Octobre | | | | | | | | | | | | | | | | |
| November – Novembre | | | | | | | | | | | | | | | | |
| December – Décembre | | | | | | | | | | | | | | | | |
| Premium Unleaded Gasoline at Self Service | | | | | | | | | | | | | | | | |
| Filling Stations – Essence super sans plomb aux stations avec libre service | | | | | | | | | | | | | | | | |
| January – Janvier | 71.4 | 66.9 | 64.2 | 64.9 | 69.9 | 69.8 | 67.3 | 66.8 | 72.6 | 67.1 | 68.2 | 70.9 | 60.9 | 62.7 | 67.8 | 65.9 |
| February – Février | 71.4 | 66.9 | 64.2 | 65.2 | 71.1 | 70.8 | 66.8 | 67.6 | 72.6 | 68.1 | 69.0 | 71.6 | 64.1 | 64.9 | 70.1 | 69.7 |
| March – Mars | 71.4 | 67.2 | 64.2 | 65.1 | 69.3 | 67.9 | 67.0 | 65.9 | 72.6 | 67.6 | 70.7 | 71.1 | 63.3 | 64.2 | 70.0 | 69.6 |
| April – Avril | | | | | | | | | | | | | | | | |
| May – Mai | | | | | | | | | | | | | | | | |
| June – Juin | | | | | | | | | | | | | | | | |
| July – Juillet | | | | | | | | | | | | | | | | |
| August – Août | | | | | | | | | | | | | | | | |
| September – Septembre | | | | | | | | | | | | | | | | |
| October – Octobre | | | | | | | | | | | | | | | | |
| November – Novembre | | | | | | | | | | | | | | | | |
| December – Décembre | | | | | | | | | | | | | | | | |
| Fuel Oil – Mazout | | | | | | | | | | | | | | | | |
| January – Janvier | 45.5 | 42.5 | 44.8 | 47.3 | 46.6 | 40.0 | 43.8 | 44.4 | 47.0 | 48.6 | 42.4 | 46.4 | ... | ... | 44.1 | 43.4 |
| February – Février | 45.8 | 42.5 | 44.8 | 47.3 | 45.8 | 41.6 | 43.8 | 44.6 | 47.0 | 48.6 | 42.8 | 44.3 | ... | ... | 44.7 | 44.8 |
| March – Mars | 45.2 | 42.9 | 42.6 | 45.2 | 43.6 | 39.6 | 43.8 | 44.6 | 46.3 | 47.8 | 42.8 | 45.4 | ... | ... | 44.5 | 44.8 |
| April – Avril | | | | | | | | | | | | | | | | |
| May – Mai | | | | | | | | | | | | | | | | |
| June – Juin | | | | | | | | | | | | | | | | |
| July – Juillet | | | | | | | | | | | | | | | | |
| August – Août | | | | | | | | | | | | | | | | |
| September – Septembre | | | | | | | | | | | | | | | | |
| October – Octobre | | | | | | | | | | | | | | | | |
| November – Novembre | | | | | | | | | | | | | | | | |
| December – Décembre | | | | | | | | | | | | | | | | |

**The
Consumer
Price Index**

**L'indice des
prix à la
consommation**

Part IV

Partie IV

**International
Tables**

**Tableaux
internationaux**

TABLE - 12

Consumer Price Index, Percentage Change from the Previous Month, Canada and United States¹ (Not Seasonally Adjusted), 1994-1997

TABLEAU - 12

Indice des prix à la consommation, taux de variation par rapport au mois précédent, Canada et États-Unis¹, (non désaisonnalisés), 1994-1997

| | All - items | | Food | | All-items excluding food | | Energy | | All-items excluding energy | |
|-----------------------|-------------|---------------|------------|---------------|----------------------------|---------------|------------|---------------|----------------------------|---------------|
| | Ensemble | | Aliments | | Ensemble sans les aliments | | Énergie | | Ensemble sans l'énergie | |
| | Canada | United States | Canada | United States | Canada | United States | Canada | United States | Canada | United States |
| | États-Unis | | États-Unis | | États-Unis | | États-Unis | | États-Unis | |
| 1994 | | | | | | | | | | |
| January - Janvier | 0.0 | 0.3 | 0.4 | 0.7 | -0.2 | 0.1 | -0.9 | -1.1 | 0.0 | 0.3 |
| February - Février | -0.8 | 0.3 | -0.4 | -0.6 | -0.8 | 0.5 | 1.2 | 0.7 | -0.8 | 0.3 |
| March - Mars | -0.2 | 0.3 | -0.6 | 0.2 | 0.0 | 0.5 | 0.2 | -0.1 | -0.2 | 0.5 |
| April - Avril | 0.1 | 0.1 | 0.4 | 0.1 | -0.1 | 0.1 | -0.1 | 0.1 | 0.0 | 0.1 |
| May - Mai | -0.2 | 0.1 | 0.0 | 0.1 | -0.2 | 0.1 | 0.9 | 0.9 | -0.2 | 0.1 |
| June - Juin | 0.2 | 0.3 | 0.2 | 0.0 | 0.2 | 0.3 | 1.4 | 2.7 | 0.2 | 0.1 |
| July - Juillet | 0.4 | 0.3 | 0.6 | 0.5 | 0.3 | 0.2 | 0.9 | 1.0 | 0.3 | 0.2 |
| August - Août | 0.1 | 0.4 | -0.2 | 0.4 | 0.2 | 0.5 | 0.9 | 1.6 | 0.0 | 0.4 |
| September - Septembre | 0.1 | 0.3 | -0.6 | 0.1 | 0.2 | 0.3 | -1.1 | -0.3 | 0.2 | 0.3 |
| October - Octobre | -0.2 | 0.1 | 0.2 | 0.0 | -0.2 | 0.1 | -2.0 | -2.2 | 0.0 | 0.3 |
| November - Novembre | 0.5 | 0.1 | 0.2 | 0.2 | 0.6 | 0.1 | 1.7 | -0.1 | 0.5 | 0.1 |
| December - Décembre | 0.2 | 0.0 | 0.2 | 1.0 | 0.2 | -0.3 | -0.9 | -0.9 | 0.2 | 0.0 |
| 1995 | | | | | | | | | | |
| January - Janvier | 0.4 | 0.4 | 1.5 | 0.5 | 0.1 | 0.4 | -0.4 | -0.5 | 0.5 | 0.5 |
| February - Février | 0.5 | 0.4 | 0.6 | -0.1 | 0.4 | 0.5 | 0.2 | -0.5 | 0.5 | 0.4 |
| March - Mars | 0.2 | 0.3 | -0.2 | 0.0 | 0.3 | 0.4 | 0.6 | -0.5 | 0.2 | 0.4 |
| April - Avril | 0.3 | 0.3 | 1.1 | 0.7 | 0.1 | 0.3 | 0.3 | 0.7 | 0.3 | 0.3 |
| May - Mai | 0.2 | 0.2 | -0.6 | -0.1 | 0.4 | 0.3 | 2.4 | 2.3 | 0.1 | 0.0 |
| June - Juin | 0.0 | 0.2 | 0.2 | -0.3 | 0.0 | 0.3 | -0.1 | 2.8 | 0.0 | 0.0 |
| July - Juillet | 0.2 | 0.0 | 0.0 | 0.1 | 0.2 | 0.1 | -0.8 | -1.1 | 0.4 | 0.1 |
| August - Août | -0.1 | 0.3 | -0.9 | 0.2 | 0.0 | 0.2 | -1.4 | -0.6 | -0.1 | 0.3 |
| September - Septembre | 0.1 | 0.2 | -0.3 | 0.3 | 0.3 | 0.2 | 0.3 | -1.1 | 0.1 | 0.3 |
| October - Octobre | -0.1 | 0.3 | 0.1 | 0.3 | -0.1 | 0.3 | -1.2 | -1.6 | 0.0 | 0.4 |
| November - Novembre | 0.2 | -0.1 | -0.1 | 0.0 | 0.2 | 0.0 | -0.3 | -1.6 | 0.3 | 0.1 |
| December - Décembre | -0.1 | -0.1 | 0.5 | 0.3 | -0.2 | -0.1 | 1.2 | 0.5 | -0.3 | -0.1 |
| 1996 | | | | | | | | | | |
| January - Janvier | 0.2 | 0.6 | 0.5 | 0.7 | 0.1 | 0.5 | 0.0 | 1.6 | 0.2 | 0.5 |
| February - Février | 0.1 | 0.3 | 0.1 | -0.1 | 0.3 | 0.5 | -0.2 | -0.1 | 0.2 | 0.4 |
| March - Mars | 0.4 | 0.5 | 0.2 | 0.5 | 0.3 | 0.5 | 1.7 | 1.1 | 0.2 | 0.4 |
| April - Avril | 0.3 | 0.4 | 0.9 | 0.5 | 0.2 | 0.3 | 1.3 | 3.7 | 0.2 | 0.1 |
| May - Mai | 0.3 | 0.2 | -0.4 | -0.2 | 0.5 | 0.3 | 3.2 | 2.6 | 0.1 | 0.0 |
| June - Juin | -0.1 | 0.1 | 0.6 | 0.4 | -0.3 | 0.1 | -1.5 | 0.2 | 0.0 | 0.1 |
| July - Juillet | 0.0 | 0.2 | -0.2 | 0.4 | 0.1 | 0.1 | -2.5 | -0.5 | 0.3 | 0.2 |
| August - Août | 0.1 | 0.2 | -0.3 | 0.3 | 0.1 | 0.1 | 0.1 | -0.8 | 0.0 | 0.2 |
| September - Septembre | 0.1 | 0.3 | -0.3 | 0.6 | 0.2 | 0.3 | 0.8 | 0.1 | 0.1 | 0.4 |
| October - Octobre | 0.2 | 0.3 | 0.6 | 0.5 | 0.1 | 0.3 | 2.1 | -1.1 | 0.1 | 0.4 |
| November - Novembre | 0.4 | 0.2 | 0.8 | 0.3 | 0.4 | 0.1 | -0.1 | 0.5 | 0.5 | 0.1 |
| December - Décembre | 0.0 | 0.0 | -0.3 | 0.3 | 0.0 | 0.0 | 0.5 | 1.0 | -0.1 | -0.1 |
| 1997 | | | | | | | | | | |
| January - Janvier | 0.2 | 0.3 | 0.5 | 0.1 | 0.1 | 0.4 | 0.7 | 1.0 | 0.1 | 0.3 |
| February - Février | 0.1 | 0.3 | 0.2 | 0.0 | 0.1 | 0.4 | 0.7 | -0.2 | 0.1 | 0.4 |
| March - Mars | 0.2 | 0.3 | 0.0 | 0.1 | 0.3 | 0.2 | -0.6 | -1.7 | 0.3 | 0.4 |
| April - Avril | | | | | | | | | | |
| May - Mai | | | | | | | | | | |
| June - Juin | | | | | | | | | | |
| July - Juillet | | | | | | | | | | |
| August - Août | | | | | | | | | | |
| September - Septembre | | | | | | | | | | |
| October - Octobre | | | | | | | | | | |
| November - Novembre | | | | | | | | | | |
| December - Décembre | | | | | | | | | | |

1 Consumer Price Index for All Urban Consumers: U.S. City Average.

1 Indices des prix à la consommation pour l'ensemble des consommateurs urbains: moyenne des villes américaines.

Source: CPI Detailed Report, U.S. Department of Labour, Bureau of Labour Statistics.

TABLE - 13

Consumer Price Index, Percentage Change from the Same Month of the Previous Year, Canada and United States¹ (Not Seasonally Adjusted), 1987-1997

TABLEAU - 13

Indice des prix à la consommation, taux de variation par rapport au mois correspondant de l'année précédente, Canada et États-Unis¹ (non désaisonnalisés), 1987-1997

| | All - items | | Food | | All-items excluding food | | Energy | | All-items excluding energy | |
|-----------------------|-------------|-----------------------------|----------|-----------------------------|----------------------------|-----------------------------|---------|-----------------------------|----------------------------|-----------------------------|
| | Ensemble | | Aliments | | Ensemble sans les aliments | | Énergie | | Ensemble sans l'énergie | |
| | Canada | United States États-Unis | Canada | United States États-Unis | Canada | United States États-Unis | Canada | United States États-Unis | Canada | United States États-Unis |
| 1987 | 4.4 | 3.6 | 4.4 | 4.2 | 4.3 | 3.5 | 2.6 | 0.5 | 4.6 | 4.1 |
| 1988 | 4.0 | 4.1 | 2.7 | 4.1 | 4.4 | 4.1 | 0.6 | 0.8 | 4.3 | 4.4 |
| 1989 | 5.0 | 4.8 | 3.6 | 5.8 | 5.3 | 4.8 | 3.5 | 5.6 | 5.1 | 4.7 |
| 1990 | 4.8 | 5.4 | 4.1 | 5.8 | 4.9 | 5.1 | 9.9 | 8.3 | 4.4 | 5.2 |
| 1991 | 5.6 | 4.2 | 4.8 | 2.9 | 5.8 | 4.5 | 4.9 | 0.4 | 5.7 | 4.6 |
| 1992 | 1.5 | 3.0 | -0.3 | 1.2 | 1.9 | 3.5 | 0.2 | 0.5 | 1.6 | 3.2 |
| 1993 | 1.8 | 3.0 | 1.7 | 2.2 | 1.9 | 3.1 | 1.3 | 1.2 | 1.9 | 3.2 |
| 1994 | 0.2 | 2.6 | 0.4 | 2.4 | 0.2 | 2.7 | 0.6 | 0.4 | 0.2 | 2.7 |
| 1995 | 2.1 | 2.8 | 2.4 | 2.8 | 2.0 | 2.8 | 1.3 | 0.6 | 2.3 | 3.0 |
| 1996 | 1.6 | 3.0 | 1.3 | 3.3 | 1.6 | 2.9 | 2.9 | 4.7 | 1.4 | 2.8 |
| 1997 | | | | | | | | | | |
| 1994 | | | | | | | | | | |
| January - Janvier | 1.3 | 2.5 | 1.2 | 2.8 | 1.3 | 2.4 | -2.9 | -2.0 | 1.6 | 2.9 |
| February - Février | 0.2 | 2.5 | 0.3 | 2.1 | 0.2 | 2.5 | -1.0 | -0.2 | 0.4 | 2.6 |
| March - Mars | 0.2 | 2.5 | 0.1 | 2.2 | 0.2 | 2.6 | -0.2 | -0.6 | 0.2 | 2.8 |
| April - Avril | 0.2 | 2.4 | 0.7 | 2.0 | 0.1 | 2.4 | -0.4 | -1.1 | 0.2 | 2.6 |
| May - Mai | -0.2 | 2.3 | -0.2 | 1.7 | -0.1 | 2.4 | -0.2 | -1.4 | -0.1 | 2.6 |
| June - Juin | 0.0 | 2.5 | -0.1 | 2.2 | 0.1 | 2.5 | 0.3 | -0.8 | 0.0 | 2.7 |
| July - Juillet | 0.2 | 2.8 | 0.5 | 2.7 | 0.1 | 2.7 | 1.7 | 0.9 | 0.0 | 2.9 |
| August - Août | 0.2 | 2.9 | 0.7 | 2.8 | 0.1 | 2.9 | 3.3 | 3.1 | 0.0 | 2.9 |
| September - Septembre | 0.2 | 3.0 | 0.6 | 2.8 | 0.1 | 2.9 | 1.8 | 2.9 | 0.0 | 2.9 |
| October - Octobre | -0.2 | 2.6 | 0.7 | 2.4 | -0.3 | 2.7 | 0.2 | 0.4 | -0.2 | 2.8 |
| November - Novembre | -0.1 | 2.7 | 0.4 | 2.4 | -0.1 | 2.7 | 1.9 | 1.9 | -0.2 | 2.8 |
| December - Décembre | 0.2 | 2.7 | 0.3 | 2.9 | 0.2 | 2.6 | 2.3 | 2.2 | 0.1 | 2.6 |
| 1995 | | | | | | | | | | |
| January - Janvier | 0.6 | 2.8 | 1.5 | 2.6 | 0.5 | 2.9 | 2.8 | 2.9 | 0.5 | 2.8 |
| February - Février | 1.8 | 2.9 | 2.5 | 3.1 | 1.7 | 2.9 | 1.8 | 1.7 | 1.8 | 3.0 |
| March - Mars | 2.2 | 2.9 | 3.0 | 2.9 | 2.0 | 2.8 | 2.3 | 1.3 | 2.1 | 2.9 |
| April - Avril | 2.5 | 3.1 | 3.7 | 3.5 | 2.2 | 3.0 | 2.7 | 1.9 | 2.4 | 3.2 |
| May - Mai | 2.9 | 3.2 | 3.1 | 3.3 | 2.8 | 3.1 | 4.2 | 3.3 | 2.8 | 3.1 |
| June - Juin | 2.7 | 3.0 | 3.1 | 3.1 | 2.6 | 3.0 | 2.6 | 3.4 | 2.6 | 3.0 |
| July - Juillet | 2.5 | 2.8 | 2.5 | 2.7 | 2.5 | 2.9 | 0.9 | 1.2 | 2.7 | 2.9 |
| August - Août | 2.3 | 2.6 | 1.8 | 2.5 | 2.3 | 2.6 | -1.5 | -1.0 | 2.6 | 2.8 |
| September - Septembre | 2.3 | 2.5 | 2.1 | 2.7 | 2.4 | 2.5 | -0.1 | -1.8 | 2.5 | 2.9 |
| October - Octobre | 2.4 | 2.8 | 1.9 | 3.0 | 2.5 | 2.7 | 0.7 | -1.2 | 2.5 | 3.0 |
| November - Novembre | 2.1 | 2.6 | 1.7 | 2.8 | 2.1 | 2.5 | -1.3 | -2.7 | 2.4 | 3.0 |
| December - Décembre | 1.7 | 2.5 | 1.9 | 2.1 | 1.7 | 2.7 | 0.8 | -1.3 | 1.8 | 2.9 |
| 1996 | | | | | | | | | | |
| January - Janvier | 1.6 | 2.7 | 0.9 | 2.4 | 1.6 | 2.8 | 1.2 | 0.8 | 1.6 | 2.9 |
| February - Février | 1.3 | 2.7 | 0.3 | 2.3 | 1.6 | 2.8 | 0.7 | 1.2 | 1.4 | 2.8 |
| March - Mars | 1.4 | 2.8 | 0.7 | 2.8 | 1.6 | 2.9 | 1.8 | 2.8 | 1.4 | 2.9 |
| April - Avril | 1.4 | 2.9 | 0.5 | 2.6 | 1.6 | 3.0 | 2.8 | 5.9 | 1.3 | 2.7 |
| May - Mai | 1.5 | 2.9 | 0.8 | 2.5 | 1.8 | 2.9 | 3.7 | 6.2 | 1.3 | 2.7 |
| June - Juin | 1.4 | 2.8 | 1.2 | 3.2 | 1.5 | 2.7 | 2.2 | 3.5 | 1.3 | 2.8 |
| July - Juillet | 1.2 | 3.0 | 0.9 | 3.4 | 1.3 | 2.8 | 0.5 | 4.1 | 1.3 | 2.9 |
| August - Août | 1.4 | 2.9 | 1.6 | 3.6 | 1.5 | 2.7 | 2.0 | 3.9 | 1.3 | 2.8 |
| September - Septembre | 1.5 | 3.0 | 1.6 | 3.8 | 1.4 | 2.9 | 2.5 | 5.2 | 1.3 | 2.8 |
| October - Octobre | 1.8 | 3.0 | 2.1 | 4.0 | 1.7 | 2.8 | 5.9 | 5.7 | 1.5 | 2.8 |
| November - Novembre | 2.0 | 3.3 | 3.0 | 4.4 | 1.9 | 3.0 | 6.1 | 8.1 | 1.7 | 2.9 |
| December - Décembre | 2.2 | 3.3 | 2.2 | 4.3 | 2.1 | 3.1 | 5.4 | 8.6 | 1.9 | 2.9 |
| 1997 | | | | | | | | | | |
| January - Janvier | 2.2 | 3.0 | 2.2 | 3.6 | 2.2 | 3.0 | 6.2 | 7.9 | 1.9 | 2.7 |
| February - Février | 2.2 | 3.0 | 2.4 | 3.8 | 2.1 | 2.9 | 7.2 | 7.8 | 1.8 | 2.7 |
| March - Mars | 2.0 | 2.8 | 2.1 | 3.3 | 2.0 | 2.6 | 4.7 | 4.8 | 1.8 | 2.6 |
| April - Avril | | | | | | | | | | |
| May - Mai | | | | | | | | | | |
| June - Juin | | | | | | | | | | |
| July - Juillet | | | | | | | | | | |
| August - Août | | | | | | | | | | |
| September - Septembre | | | | | | | | | | |
| October - Octobre | | | | | | | | | | |
| November - Novembre | | | | | | | | | | |
| December - Décembre | | | | | | | | | | |

¹ Consumer Price Index for All Urban Consumers: U.S. City Average.

¹ Indices des prix à la consommation pour l'ensemble des consommateurs urbains: moyenne des villes américaines.

Source: CPI Detailed Report, U.S. Department of Labour, Bureau of Labour Statistics

TABLE - 14

**Consumer Price Index Movements
(Not Seasonally Adjusted) in Selected
Industrial Countries¹, 1989-1997**

| | Canada | Austria | Belgium | Den- mark | France | Ger- many | Italy | Japan | Nether- lands | Norway | Sweden | Switzer- land | United Kingdom | United States |
|-----------------------|--|----------|----------|---------------|--------|----------------|--------|--|------------------|---------|--------|------------------|-------------------|------------------|
| | | Autriche | Belgique | Dane- mark | | Alle- magne | Italie | Japon | Pays- Bas | Norvège | Suède | Suisse | Royaume- Uni | États- Unis |
| | Percentage change from previous year | | | | | | | Variation en pourcentage par rapport à l'année précédente | | | | | | |
| 1989 | 5.0 | 2.5 | 3.1 | 4.8 | 3.6 | 2.8 | 6.6 | 2.3 | 1.1 | 4.6 | 6.4 | 3.2 | 7.8 | 4.8 |
| 1990 | 4.8 | 3.3 | 3.4 | 2.7 | 3.4 | 2.7 | 6.1 | 3.1 | 2.5 | 4.1 | 10.5 | 5.4 | 9.5 | 5.4 |
| 1991 | 5.6 | 3.3 | 3.2 | 2.4 | 3.0 | 3.5 | 6.4 | 3.3 | 3.9 | 3.4 | 9.3 | 5.8 | 5.9 | 4.2 |
| 1992 | 1.5 | 4.0 | 2.4 | 2.1 | 2.5 | 4.0 | 5.3 | 1.7 | 3.7 | 2.3 | 2.3 | 4.0 | 3.7 | 3.0 |
| 1993 | 1.8 | 3.6 | 2.8 | 1.3 | 2.1 | 4.1 | 4.2 | 1.3 | 2.1 | 2.3 | 4.6 | 3.3 | 1.6 | 3.0 |
| 1994 | 0.2 | 3.0 | 2.4 | 2.0 | 1.7 | 3.0 | 4.0 | 0.7 | 2.8 | 1.4 | 2.2 | 0.8 | 2.5 | 2.6 |
| 1995 | 2.1 | 2.3 | 1.5 | 2.1 | 1.8 | 1.8 | 5.3 | -0.1 | 1.9 | 2.5 | 2.5 | 1.8 | 3.4 | 2.8 |
| 1996 | 1.6 | 1.8 | 2.1 | 2.1 | 2.0 | 1.5 | 4.0 | 0.1 | 2.1 | 1.3 | 0.5 | 0.8 | 2.4 | 3.0 |
| | Percentage change from same month of the previous year | | | | | | | Variation en pourcentage par rapport au mois correspondant de l'année précédente | | | | | | |
| 1996 | | | | | | | | | | | | | | |
| April - Avril | 1.4 | 1.6 | 2.0 | 1.8 | 2.3 | 1.3 | 4.6 | 0.4 | 2.0 | 1.0 | 1.0 | 0.9 | 2.4 | 2.9 |
| May - Mai | 1.5 | 1.5 | 1.9 | 1.9 | 2.4 | 1.5 | 4.6 | 0.3 | 2.0 | 1.0 | 0.8 | 0.8 | 2.2 | 2.9 |
| June - Juin | 1.4 | 1.6 | 1.8 | 2.0 | 2.3 | 1.2 | 4.1 | 0.5 | 1.8 | 0.9 | 0.5 | 0.8 | 2.1 | 2.8 |
| July - Juillet | 1.2 | 1.9 | 1.9 | 2.3 | 2.3 | 1.3 | 3.6 | 0.4 | 1.9 | 1.3 | 0.4 | 0.7 | 2.2 | 3.0 |
| August - Août | 1.4 | 1.8 | 2.0 | 2.4 | 1.6 | 1.4 | 3.4 | 0.2 | 1.9 | 1.5 | 0.0 | 0.6 | 2.1 | 2.9 |
| September - Septembre | 1.5 | 1.9 | 1.9 | 2.3 | 1.6 | 1.4 | 3.6 | 0.0 | 2.0 | 1.3 | -0.1 | 0.5 | 2.1 | 3.0 |
| October - Octobre | 1.8 | 2.1 | 2.4 | 2.4 | 1.8 | 1.5 | 3.2 | 0.5 | 2.4 | 1.7 | -0.4 | 0.9 | 2.7 | 3.0 |
| November - Novembre | 2.0 | 2.3 | 2.4 | 2.4 | 1.6 | 1.4 | 2.9 | 0.5 | 2.3 | 1.8 | -0.6 | 0.7 | 2.7 | 3.3 |
| December - Décembre | 2.2 | 2.3 | 2.5 | 2.3 | 1.7 | 1.4 | 2.8 | 0.6 | 2.5 | 1.8 | -0.4 | 0.8 | 2.5 | 3.3 |
| 1997 | | | | | | | | | | | | | | |
| January - Janvier | 2.2 | 1.9 | 2.3 | 2.7 | 1.8 | 1.8 | 2.7 | 0.6 | 2.3 | 3.0 | -0.4 | 0.8 | 2.8 | 3.0 |
| February - Février | 2.2 | 1.8 | 1.9 | 2.1 | 1.6 | 1.7 | 2.4 | 0.6 | 2.2 | 3.3 | -0.6 | 0.8 | 2.7 | 3.0 |
| March - Mars | 2.0 | ... | 1.4 | 1.7 | 1.1 | 1.5 | 2.2 | ... | 2.0 | 3.1 | -0.7 | 0.6 | ... | 2.8 |

¹ Obtained from various sources.

¹ Obtenu de sources variées.

TABLE - 15

**Selection of International Retail
Price Comparisons¹**

| | Post Index (Ottawa = 100) | Validity Date | Exchange rate value in Canadian dollars |
|--|-----------------------------------|-----------------------------|--|
| | Indice de poste (Ottawa = 100) | Date d'entrée en vigueur | Taux de change, valeur en devises canadiennes |
| Vienna, Austria - Vienne, Autriche | 150 | 01/03/97 | Schilling = 0.1166 |
| Brussels, Belgium - Bruxelles, Belgique | 145 | 01/03/97 | B. Franc = 0.0398 |
| Copenhagen, Denmark - Copenhague, Danemark | 150 | 01/03/97 | Krone = 0.2151 |
| Paris, France | 145 | 01/03/97 | Franc = 0.2429 |
| Dusseldorf, Germany - Dusseldorf, Allemagne | 135 | 01/03/97 | D. Mark = 0.8203 |
| Rome, Italy - Rome, Italie | 140 | 01/03/97 | Lira = 0.000832 |
| Tokyo, Japan - Tokyo, Japon | 200 | 01/06/97 | Yen = 0.01172 |
| The Hague, Netherlands - La Haye, Pays-Bas | 130 | 01/03/97 | Guilder = 0.7305 |
| Oslo, Norway - Oslo, Norvège | 150 | 01/06/97 | Krone = 0.2039 |
| Stockholm, Sweden - Stockholm, Suède | 145 | 01/04/97 | Krona = 0.1815 |
| Geneva, Switzerland - Genève, Suisse | 160 | 01/03/97 | S. Franc = 0.9465 |
| London, United Kingdom - Londres, Royaume-Uni | 145 | 01/12/96 | Pound = 2.2552 |
| Washington, D.C., United States - Washington, D.C., États-Unis | 125 | 01/10/94 | Dollar = 1.3747 |

¹ See Appendix 4.

¹ Voir l'appendice 4.

TABLEAU - 14

**Mouvements (non désaisonnalisés) des indices
de prix à la consommation dans certains pays
industrialisés¹, 1989-1997**

TABLEAU - 15

**Comparaisons de certains prix de détail
à l'échelle internationale¹**

Appendix 1

THE CONSUMER PRICE INDEX TECHNICAL NOTES

Definition

The Consumer Price Index (CPI) is an indicator of the changes in consumer prices experienced by the target population. The CPI measures price change by comparing, through time, the cost of a fixed basket of commodities. This basket is based on the expenditures of the target population in a certain reference period, currently 1992. Since the basket contains commodities of unchanging or equivalent quantity and quality, the index reflects only pure price movements.

Separate CPI's are published for Canada, the ten provinces, Whitehorse and Yellowknife. Some CPI information is also available for an additional sixteen cities. Since the CPI is a measure of price change from one time period to another, it cannot be used to indicate differences in price levels between provinces or cities.

Population Coverage

The population targeted by the Consumer Price Index consists of families and individuals living in urban and rural private households. For practical reasons, residents of the Territories outside Whitehorse and Yellowknife are not represented by the index. Previous to January 1995, the target population consisted of private households in Canadian urban centres with a population of 30,000 or more.

Time Reference

The CPI compares, in percentage terms, prices in any given time period to prices in the official base period which, at present, is 1986=100. The official time base was changed from 1981=100 to 1986=100 starting with the CPI for June 1990. The change is strictly an arithmetic conversion which alters the index levels but leaves the percentage changes between any two periods intact, except for differences in rounding.

Percent Versus Index Point Changes

The movements of the indexes from one month to another are expressed as percent changes rather than changes in index points. Index point changes are affected by the level of the index which, in turn, depends on the time base of the particular index. The percentage change between any two time periods can be readily calculated by dividing the index point difference between the two time periods by the index for the earlier period and multiplying the result by one hundred.

Price Coverage

The prices used in the CPI calculation are final prices, inclusive of excise and other indirect taxes paid by consumers. In particular, they include the Goods and Services Tax as well as provincial retail sales taxes wherever applicable. It follows that the CPI can change as a result of modifications to any of these taxes.

The selection of commodities and the outlets from which prices are collected is judgmental, other than for rents. The number of prices required for a given commodity depends on the

Appendice 1

L'INDICE DES PRIX À LA CONSOMMATION NOTES TECHNIQUES

Définition

L'indice des prix à la consommation (IPC) est un indicateur des variations des prix à la consommation payés par la population cible. L'IPC mesure la variation des prix en comparant, dans le temps, le coût d'un panier fixe de biens et de services. Ce panier est basé sur les dépenses de la population cible au cours d'une période de référence qui est actuellement 1992. Comme ce panier comprend des biens et des services dont la quantité et la qualité ne changent pas ou sont équivalentes, l'indice ne retrace que les mouvements de prix purs.

On publie des IPC distincts pour le Canada, les provinces, Whitehorse et Yellowknife. Certains renseignements sont aussi publiés pour seize autres villes. Comme l'IPC est une mesure de la variation de prix entre deux périodes, il ne peut servir à relever les différences de niveau des prix entre les provinces ou les villes.

Champ d'observation de la population

La population couverte par l'indice des prix à la consommation comprend les familles et les personnes vivant dans des ménages privés urbains et ruraux. Pour des raisons pratiques, les résidents des Territoires à l'extérieur de Whitehorse et de Yellowknife ne sont pas représentés. Avant janvier 1995, la population cible comprenait les ménages privés vivant dans les centres urbains du Canada dont la population était de 30,000 habitants ou plus.

Période de base

L'IPC compare, en pourcentage, les prix au cours d'une période donnée à ceux de la période de base officielle, qui est actuellement 1986 = 100. On a changé la période de base de 1981 = 100 à 1986 = 100 à compter de l'IPC du mois de juin 1990. Ce changement est uniquement une conversion arithmétique qui modifie le niveau des indices, mais laisse les variations en pourcentage entre deux périodes intactes, à l'exception des différences dues à l'arrondissement.

Changements en pourcentage versus changements en points d'indice

Les fluctuations des indices d'un mois à l'autre sont exprimées en pourcentage, plutôt qu'en point d'indice. Les variations en point d'indice sont en fonction du niveau de l'indice qui, à son tour, dépend de la période de base de l'indice en question. Par contre, il est facile de calculer la variation en pourcentage entre deux périodes en divisant la différence en point d'indice entre ces deux périodes par l'indice de la période antérieure, et en multipliant ensuite ce résultat par cent.

Champ d'observation des prix

Les prix qui entrent dans le calcul de l'IPC sont les prix finals, ce qui comprend les taxes d'accise et les autres impôts indirects que les consommateurs paient. En particulier, les prix comprennent la taxe sur les produits et les services, ainsi que les taxes de vente au détail provinciales, au besoin. L'IPC peut donc varier à cause des modifications apportées à ces taxes.

La sélection des biens et des services, ainsi que des points de vente où l'on recueille les prix, se fait au jugé, à l'exception des loyers. Le nombre de prix nécessaires pour un bien ou service donné dépend de

importance and the nature of the commodity. The samples are designed to represent volume selling commodities and outlets. The principal objective of the sample design is to ensure an informative, reliable and impartial picture of consumer inflation at the national and provincial levels.

Price collection for a given month's index is carried out during the first three weeks of the month. Although prices for most CPI commodities are collected monthly, prices for commodities having less frequent price changes (e.g. property taxes and electricity rates) are collected at intervals longer than one month. Special pricings are carried out where there is evidence that significant price changes have occurred between scheduled pricing periods.

Weights and Linking

The CPI maintains fixed quantitative proportions (weights) between commodities during the life of a given basket. The baskets are updated periodically to take into account changes in consumer expenditure patterns. In January 1995, the basket reflecting the 1992 expenditure patterns replaced the 1986 basket. The continuity of the CPI series is maintained by "linking" the corresponding indexes obtained from consecutive baskets.

The CPI is calculated as a weighted average of specified commodity price indexes. The weights are derived from Family Expenditure Survey data. Text Table 1 compares the expenditure shares of the two most recent CPI baskets, i.e. those of 1992 and 1986. Because both sets of weights are expressed in December 1994 or "link month" prices, the differences reflect the shifts in the relative quantities purchased between the two baskets. The differences are a result of changes in consumer expenditure patterns over time and of the expansion of the population coverage.

When reconstructing or re-aggregating published CPI series, the changes in weights and the linking procedures must be taken into account. For a description of the methodology required to reconstruct or re-aggregate CPI series, see the Consumer Price Index Reference Paper cat. 62-553 (Occasional) or contact Prices Division.

TEXT TABLE 1
Comparison of the 1992 and 1986
Distribution of Expenditures used in the
Consumer Price Index, by Major
Component, for Canada

| Major Components | 1992 Expenditures | | 1986 Expenditures ¹ | | Composantes principales |
|--|---------------------------|--------------------------------|--------------------------------|-------------------------------|---|
| | Dépenses de 1992 | | Dépenses de 1986 ¹ | | |
| | Expressed in 1992 prices | Expressed in Dec. 1994 prices | Expressed in Dec. 1994 prices | Expressed in Dec. 1994 prices | |
| | Exprimées en prix de 1992 | Exprimées en prix de Déc. 1994 | Exprimées en prix de Déc. 1994 | | |
| All-items | 100.0 | 100.0 | 100.0 | 100.0 | Ensemble |
| Food | 18.0 | 18.0 | 17.0 | 17.0 | Aliments |
| Shelter | 27.6 | 27.9 | 25.3 | 25.3 | Logement |
| Household operations and furnishings | 10.4 | 10.0 | 9.7 | 9.7 | Dépenses et équipement du ménage |
| Clothing and footwear | 6.8 | 6.6 | 8.6 | 8.6 | Habillement et chaussures |
| Transportation | 17.2 | 18.3 | 18.8 | 18.8 | Transports |
| Health and personal care | 4.3 | 4.3 | 4.3 | 4.3 | Santé et soins personnels |
| Recreation, education and reading | 10.2 | 10.4 | 10.3 | 10.3 | Loisirs, formation et lecture |
| Alcoholic beverages and tobacco products | 5.5 | 4.5 | 6.0 | 6.0 | Boissons alcoolisées et produits du tabac |

¹ The 1986 data were adjusted to be comparable with the classification system used for the 1992 basket.

¹ Les données de 1986 ont été modifiées de façon à correspondre au système de classification utilisé pour le panier de 1992.

l'importance et de la nature de celui-ci. L'échantillon est conçu de façon à représenter les produits et services ainsi que les établissements à fort volume de ventes. Le principal objectif du plan de sondage est d'obtenir une image précise, fiable et impartiale de l'inflation représentée par les prix à la consommation aux niveaux national et provincial.

La collecte des prix pour l'indice d'un mois donné se fait pendant les trois premières semaines du mois. Bien que les prix de la plupart des biens et services entrant dans l'IPC soient recueillis chaque mois, les prix des biens ou des services ayant des variations de prix moins fréquentes (impôts fonciers, tarifs de l'électricité, par exemple) sont recueillis à des intervalles dépassant un mois. Des relevés spéciaux de prix sont faits lorsqu'il est évident que des variations de prix appréciables se sont produites entre les périodes régulières de relevé de prix.

Pondération et enchaînement

L'IPC maintient des proportions quantitatives fixes (pondérations) entre les biens et les services pendant la durée de vie d'un panier. Le panier est habituellement mis à jour régulièrement afin de prendre en compte les changements dans la composition des dépenses des consommateurs. En janvier 1995, le panier qui retrace la composition des dépenses de 1992 a remplacé le panier de 1986. La continuité des séries de l'IPC est assurée par un «enchaînement» des indices correspondants provenant de paniers consécutifs.

On calcule l'IPC comme une moyenne pondérée d'indices de prix de biens ou de services précis. Les pondérations sont tirées des données de l'Enquête sur les dépenses des familles. Le tableau explicatif 1 compare les parts des dépenses des deux paniers les plus récents, ceux de 1992 et de 1986. Comme les deux ensembles de pondérations sont exprimés en prix de décembre 1994, qui est le «mois d'enchaînement», les différences reflètent les mouvements des quantités relatives achetées entre les deux paniers. Les différences s'expliquent par les variations de la composition des dépenses des consommateurs dans le temps et par l'extension du champ d'observation de la population.

Quand on reconstruit ou ré-agrège les séries publiées de l'IPC, il faut prendre en compte les changements de pondérations et les procédures d'enchaînement. Pour une description de la méthodologie à utiliser dans la reconstruction des séries de l'IPC ré-agrégées, consulter le document de référence sur l'indice des prix à la consommation portant le numéro de catalogue 62-553 (Hors série), ou s'adresser à la Division des prix.

TABLEAU EXPLICATIF - 1
Comparaison des ventilations des dépenses
de 1992 et 1986 utilisées pour l'indice des
prix à la consommation, par composante
principale, pour le Canada

Whitehorse and Yellowknife Indexes

The relatively small size of the housing market in these two cities makes it difficult to construct reliable price indexes for new houses. To compensate, the price movements of rental accommodation are used to approximate the price movements of new houses. The rent information itself is collected using different pricing frequencies and collection methods than in the rest of the country. Because of these problems, the indexes for Rented Accommodation, Owned Accommodation and Shelter are not published for these two cities. Further, the All-items indexes published for these two cities are not strictly comparable with the same indexes for the provinces or the other sixteen urban centres.

Calculation of City Indexes

With the introduction of the 1992 basket, emphasis was shifted from city data to provincial data. City All-items series were continued since many users had come to rely on this service, but the method of calculation was changed. Shelter indexes are calculated for each city. This recognizes the importance of Shelter in the basket, the significant and persistent differences in price movements between cities, and the availability of local data. For the other seven major components, the movement of the provincial counterpart (or, in the cases of Montréal, Toronto, and Vancouver, a sub-provincial counterpart) is used. The major components are aggregated using the city's expenditure pattern to arrive at each city's All-items index.

Seasonal Adjustment

Seasonal adjustment is performed within each basket at the level of the eight major components. The seasonally adjusted All-items series is a weighted average of the eight seasonally adjusted major components. It was linked in December 1994 with the seasonally adjusted series calculated before then to form a continuous series starting in September 1978. Each month's data is fixed until the end of the year when the series is revised. Because the revision can lead to changes in both the levels and movements of the indexes, users employing the CPI for indexation purposes are advised to use the unadjusted indexes.

The Purchasing Power of the Consumer Dollar

As prices rise, a dollar will buy fewer goods and services. Because the CPI measures changes in the general price level, it is often used to estimate changes in the purchasing power of the Canadian dollar. For example, between 1986 and 1994, the All-items Canada CPI rose from 100.0 to 130.7, indicating that consumers had to pay 30.7% more to buy the same quantity of goods and services. Looked at in terms of purchasing power, a dollar in 1994 would purchase the same amount as 76.5¢ $\{(100.0 / 130.7) * 100\}$ did in 1986. This process may be interpreted as the deflation of money or the adjustment of money values to eliminate price effects.

Indices de Whitehorse et de Yellowknife

La taille relativement faible du marché de l'habitation de ces deux villes rend difficile la construction d'indices de prix fiables pour les maisons neuves. Pour corriger cette situation, on se sert du mouvement des prix du logement en location pour obtenir une approximation de celui des maisons neuves. Les renseignements sur les loyers proprement dits sont obtenus à des fréquences de relevé des prix et selon des méthodes de collecte qui diffèrent de celles utilisées ailleurs dans le pays. En raison de ces problèmes, les indices du logement en location, du logement en propriété et du logement ne sont pas publiés pour ces deux villes. Enfin, les indices d'ensemble publiés pour ces deux villes ne sont pas strictement comparables aux mêmes indices pour les provinces ou les seize autres centres urbains.

Calcul des indices des villes

Avec la venue du panier de 1992, l'accent est passé des données des villes aux données des provinces. Les séries des indices d'ensemble pour les villes ont été conservées parce que de nombreux utilisateurs se sont habitués à ce service, mais la méthode de calcul a changé. Les indices du logement sont calculés pour chaque ville. Ainsi, on prend en compte l'importance du logement dans le panier, les différences appréciables et persistantes dans les mouvements des prix entre villes et la disponibilité de données locales. Pour les sept autres composantes principales, on utilise le mouvement de l'indice provincial (pour Montréal, Toronto et Vancouver, un indice infra-provincial). Les composantes principales sont agrégées à partir de la composition des dépenses de la ville pour donner, en fin de compte, l'indice d'ensemble de cette dernière.

Désaisonnalisation

On effectue la désaisonnalisation pour chaque panier au niveau des huit composantes principales. La série désaisonnalisée de l'indice d'ensemble est une moyenne pondérée des huit composantes principales désaisonnalisées. Elle a été enchaînée en décembre 1994 à la série désaisonnalisée calculée auparavant pour donner une série continue qui commence en septembre 1978. Les données de chaque mois sont inchangées jusqu'à la fin de l'année, lorsque la série fait l'objet d'une révision. Comme cette dernière peut entraîner des changements dans les niveaux et dans les mouvements des indices, il est recommandé aux utilisateurs qui se servent de l'IPC à des fins d'indexation de prendre les indices bruts.

Le pouvoir d'achat du dollar à la consommation

Lorsque les prix montent, le dollar achète moins de biens et de services. Parce qu'il mesure les variations du niveau général des prix, l'IPC sert souvent à estimer les variations du pouvoir d'achat du dollar canadien. Ainsi, entre 1986 et 1994, l'IPC d'ensemble pour le Canada est passé de 100,0 à 130,7 : les consommateurs ont donc dû déboursier 30,7% de plus pour acheter la même quantité de biens et de services. Pour ce qui est du pouvoir d'achat, le dollar de 1994 achèterait la même quantité de biens et de services que 76,5 cents $\{(100,0 / 130,7) * 100\}$ en 1986. Ce processus peut s'interpréter comme la déflation de l'argent ou l'ajustement des valeurs monétaires, pour la correction des effets de prix.

Appendix 2

Average retail prices

Average retail prices for food, household supplies, personal care items and cigarettes

Table 5 shows, for each month of the quarter, average prices for selected food, household supply and personal care items and for cigarettes.

Prices for these items are collected as part of the regular monthly CPI survey. Prices for the selected food, household supply and personal care items are observed in food supermarkets, while prices for cigarettes are collected in supermarkets, department stores, drug stores and tobacco shops. Average prices for each commodity are calculated as a weighted average of the average prices in the observed cities using the population of these cities as weights.

The commodities which are priced can vary in quality between outlets or between cities. This is the reason why average prices are not published for each of those cities. Brands and outlets can also vary from month to month. Therefore, average prices may not necessarily be fully comparable from one month to another and should not be used as an appropriate measure of pure price change through time. A matched commodity and outlet sample is used for the CPI to determine the pure price movement of commodities through time.

Appendice 2

Prix de détail moyens

Prix de détail moyens pour les aliments, les produits d'entretien ménager, les produits de soins personnels et les cigarettes

Le tableau 5 présente, pour chaque mois du trimestre, des prix moyens pour certains produits alimentaires, ménagers et de soins personnels ainsi que pour les cigarettes.

Les données sur les prix utilisées dans le calcul sont celles qui ont été recueillies dans le cadre de l'enquête mensuelle régulière de l'IPC. Les prix des aliments et des produits d'entretien ménager et de soins personnels ont été relevés dans des supermarchés alimentaires, alors que les prix des cigarettes ont été observés dans des supermarchés, dans des magasins à rayons, dans des pharmacies et dans des débits de tabac. Les prix moyens pour chaque produit sont obtenus en effectuant une moyenne pondérée des prix moyens de chaque ville observée en utilisant la population de ces villes comme pondération.

Les produits dont on relève les prix peuvent varier en qualité d'un point de vente ou d'une ville à l'autre. C'est la raison pour laquelle les prix moyens ne sont pas publiés pour chacune des villes. Les marques sélectionnées ainsi que les points de vente peuvent aussi varier d'un mois à l'autre. Les prix moyens ne sont donc pas nécessairement entièrement comparables d'un mois à l'autre et ne devraient pas être considérés comme une mesure appropriée des mouvements de prix purs à travers le temps. L'IPC utilise un échantillon apparié de produits et de points de vente pour calculer le mouvement de prix pur des produits dans le temps.

Appendix 3

INTER-CITY INDEXES OF RETAIL PRICE DIFFERENTIALS

Table 10 shows consumer price differentials prevailing amongst 11 Canadian cities situated in all 10 provinces for a selection of commodities and services at the specified point in time.

The data base of this place-to-place study of comparative retail prices was largely drawn from the large volume of price quotations collected for the production of the monthly consumer price indexes.

In developing these spatial price relationships, efforts were made to achieve comparability by seeking to equate qualities of goods and services in the various locations and by matching types of retail outlets as far as possible. To optimize price comparability between locations, differential price measurements were initially derived separately as between the following pairs of cities:

| | | |
|---------------|---|-----------|
| St. John's | - | Halifax |
| Charlottetown | - | Halifax |
| Saint John | - | Halifax |
| Ottawa | - | Halifax |
| Toronto | - | Montréal |
| Ottawa | - | Toronto |
| Toronto | - | Winnipeg |
| Regina | - | Winnipeg |
| Edmonton | - | Winnipeg |
| Edmonton | - | Vancouver |

Within each city pair, price quotations were matched at the item level on the basis of identical specifications, including brand names whenever possible and also with some regard for comparability of retail outlets and merchandising practices. By means of a linking procedure, the paired city item indexes were initially compared with their counterparts in a common base city; subsequently they were related to the weighted average of the combined 11 cities equalling 100.

The city-to-city price relationships for individual items thus derived were then aggregated by application of the combined 11-city weighting patterns updated for price change to the time of the inter-city retail price comparison study.

It should be noted, especially in periods of volatile price movement, that city-to-city retail price relationships may be significantly affected by the timing and the relative rate of price change occurring in each location. Furthermore, since the retail prices used in this study are those faced by consumers, they include sales and excise taxes as applicable. Thus, comparative rates of provincial sales tax in effect in the various cities at the time of price comparison, as well as changes in the rate of incidence of such taxes, can be of importance in explaining inter-city price differentials for tax-affected items or groups of items.

Footnotes for Table 10

(2) The weights shown are rounded 1992 weights for Canada as contained in the report **The Consumer Price Index Reference Paper, Updating Based on 1992 Expenditures (Occasional)**, Catalogue 62-553. They are provided for illustration only; the weights actually used are combined city weights with adjustments for price change since 1992.

Appendice 3

INDICES COMPARATIFS DES PRIX DE DÉTAIL PAR VILLE

Le tableau 10 présente les différences de prix à la consommation de 11 villes du Canada, situées dans les 10 provinces, pour un nombre choisi de biens et de services, pour la période de temps spécifiée.

Les données de cette étude comparative de prix de détail proviennent en grande partie des relevés de prix utilisés pour la production de l'indice mensuel des prix à la consommation.

Des efforts ont été entrepris pour développer des comparaisons valables en cherchant à obtenir des qualités identiques de biens et de services dans les différents endroits et en couplant, lorsque possible, des points de vente au détail comparables, pour déterminer les relations de prix spatiales. Afin d'optimiser la comparaison des prix entre les différents endroits, les mesures différentielles de prix ont d'abord été calculées séparément pour les paires de villes suivantes:

| | | |
|---------------|---|-----------|
| St. John's | - | Halifax |
| Charlottetown | - | Halifax |
| Saint John | - | Halifax |
| Ottawa | - | Halifax |
| Toronto | - | Montréal |
| Ottawa | - | Toronto |
| Toronto | - | Winnipeg |
| Regina | - | Winnipeg |
| Edmonton | - | Winnipeg |
| Edmonton | - | Vancouver |

À l'intérieur de chaque paire de villes, les prix ont été couplés au niveau de l'article en s'assurant que les spécifications étaient identiques, y compris les marques, lorsque c'était possible et aussi en tenant compte de la comparaison des points de vente au détail et des méthodes de vente. Grâce à la procédure de couplage, les indices couplés des villes ont d'abord été comparés au niveau de l'article et transformés sur la base d'une ville commune, ils ont ensuite été reliés à une moyenne pondérée (la combinaison des 11 villes étant égale à 100).

Les relations entre les prix d'articles entre les villes ainsi déduites ont été regroupées en appliquant le schéma de pondération des 11 villes combinées, mis à jour par la variation de prix qui s'est effectuée jusqu'au moment de l'étude comparative des prix de détail entre les villes.

Il convient de noter, surtout dans une période de fluctuation des prix, que les relations entre les prix de détail d'une ville à l'autre peuvent varier de façon significative selon la période de relevé des prix et le taux relatif de variation des prix à chaque endroit. De plus, puisque les prix de détail utilisés pour cette étude sont ceux que les consommateurs doivent payer, les taxes de vente et d'accise y sont incluses. Donc, les taux comparatifs des taxes de vente provinciale effectives dans les diverses villes au temps de la comparaison, de même que le changement dans le taux ou l'incidence de ces taxes, peuvent être importants pour expliquer les différences de prix entre les villes, des articles ou groupes d'articles taxables.

Notes pour le tableau 10

(2) Les poids indiqués sont les poids arrondis pour 1992 pour le Canada figurant dans le **Document de référence de l'Indice des prix à la consommation, mise à jour fondée sur les dépenses de 1992** (hors-série, no. 62-553 au catalogue). Ils ne sont présentés qu'à titre documentaire; les poids utilisés en fait sont les poids des villes combinés rajustés en fonction des variations des prix observées depuis 1992.

(3) Includes the following sub-groups: sugar and syrups, confectionery items, margarine, other edible fat and oil items, coffee, tea, condiments, spices and vinegars, soup, infant and junior foods, pre-cooked frozen food preparations, non-alcoholic beverages and all other food preparations.

(3) Comprend les sous-groupes suivants: sucre et sirop, confiserie, margarine, autres huiles et matières grasses comestibles, café, thé, condiments, épices et vinaigres, soupe, aliments pour bébés et enfants, préparations alimentaires précuites et congelées, boissons non-alcoolisées et toutes autres préparations alimentaires.

Appendix 4

INTERNATIONAL RETAIL PRICE COMPARISONS

Those concerned with a need for some comparative measure of the retail prices that a Canadian-based employee may encounter while serving outside Canada, will be interested to know that the Government Allowance Indexes Section, Statistics Canada, produces indexes relating retail prices in foreign countries to those prevailing in Ottawa. The "post indexes" as they are called have been developed primarily to regulate the allowance levels of expatriate Canadian Government civilian and military personnel and because of this, they are very specialized in purpose, and specific to the use for which they were designed. Nonetheless, organizations faced with compensating employees for foreign retail price conditions might well find them to be a useful building-block on which to develop and administer a viable foreign service allowance system.

A post index is, at any given point in time, the expression of the current spatial (or place-to-place) retail price relationship of a range of goods and services at a foreign location, with those prices prevailing in Ottawa, rounded to the nearest five points. Ottawa price levels are always expressed as 100. Thus, a post index of 110 for example, means that prices at the foreign location are estimated to be 10% above those in Ottawa, and specifically, that they have been calculated to fall within the index range 107.5 to 112.4, i.e., 7.5% to 12.4% above Ottawa. For reasons discussed later, the highest degree of accuracy claimed for post indexes, is inherent in their being rounded as described.

The post index encompasses price comparisons for such family expenditure categories as food consumed in the home, meals taken in restaurants, household maintenance, household supplies, communications, domestic help, clothing, transportation, health and personal care, reading and recreation, the prices of some 230 items being considered, as indicated in the table hereunder. Several important elements of expenditure are excluded. Since Canadian public servants pay Canadian income taxes regardless of their place of duty, income tax differentials are not considered. Shelter and fuel and utilities expenditures are excluded from the comparison because the federal government compensates for excess costs of these items by means of benefits separate from those regulated by statistical means. Finally, government employees serving abroad may be entitled to purchase liquor, cigarettes, gasoline, etc., at tax-free prices or they may have access to special purchasing facilities not available to the public at large. To the extent that these conditions prevail, they are reflected in post index calculations.

Accordingly, post indexes should not be automatically applied to general uses without regard to their possible limitations. Potential users of these indexes are advised to discuss the specifics of their needs with the Government Allowance Indexes Section, and they may also wish to familiarize themselves with the total foreign service benefit package provided by the Federal Government, details of which may be obtained from the Personnel Policy Branch, Treasury Board, Government of Canada.

Appendice 4

COMPARAISONS INTERNATIONALES DES PRIX DE DÉTAIL

Les personnes qui sont conscientes du besoin d'une mesure comparative des prix de détail auxquels peut faire face un employé canadien en poste à l'étranger seront intéressées d'apprendre que la Section des indices des indemnités de l'état de Statistique Canada produit des indices qui établissent le rapport entre les prix de détail dans les pays étrangers et ceux d'Ottawa. Les "indices de poste" ont été créés à l'origine afin de fixer le niveau des indemnités aux fonctionnaires et aux militaires canadiens postés à l'étranger; en conséquence, ils ont un but très spécialisé et ne s'appliquent qu'à l'utilisation pour laquelle ils ont été créés. Toutefois, les organismes qui doivent verser des indemnités à des employés en vertu des prix de détail à l'étranger pourraient trouver les indices comme une base utile pour élaborer et administrer un système viable d'indemnités pour service à l'étranger.

Un indice de poste est, à une période donnée, l'expression de la relation spatiale actuelle (ou d'un endroit à un autre) entre le prix de détail d'une variété de biens et services à un endroit à l'étranger et les prix à Ottawa, arrondis au plus proche multiple de cinq. Le niveau des prix à Ottawa est toujours 100. Ainsi, un indice de poste de 110 signifie que l'on évalue les prix à un endroit situé à l'étranger à 10% au-dessus de ceux d'Ottawa et plus précisément que l'on a calculé qu'ils tombaient dans la classe d'indice 107.5 à 112.4; c'est donc dire qu'ils sont de 7.5% à 12.4% supérieurs à ceux d'Ottawa. Pour les raisons ci-après, le plus haut degré de précision dont on puisse se prévaloir pour les indices de poste est fonction de ce qu'ils ont été arrondis comme il est dit ci-dessus.

L'indice de poste renferme des comparaisons de prix pour les catégories de dépenses des familles comme les aliments consommés à la maison, les repas pris au restaurant, l'entretien du ménage, les fournitures ménagères, les communications, le personnel domestique, les vêtements, le transport, les soins personnels et de santé, la lecture et les loisirs; on compare les prix de 230 articles environ, tels que présentés ci-dessous. Plusieurs éléments importants de dépenses sont exclus. Les fonctionnaires canadiens paient leur impôt sur le revenu au Canada, quel que soit le lieu de leur travail; les différences concernant l'impôt sur le revenu ne sont donc pas prises en considération. Les dépenses de logement, de chauffage et de services ne font pas partie de la comparaison parce que l'administration publique fédérale compense les dépenses excessives à cet égard à l'aide de prestations déterminées par des moyens autres que statistiques. Enfin, les fonctionnaires en poste à l'étranger ont parfois le droit d'acheter en franchise des boissons alcooliques, des cigarettes, de l'essence, etc., ou ils ont accès à des magasins spéciaux fermés au grand public. Ces conditions réapparaissent plus ou moins fortement lors du calcul des indices de poste.

Les indices de poste ne doivent donc pas être généralisés automatiquement sans tenir compte de leurs limites éventuelles. Nous conseillons à tous ceux qui utiliseraient cet indice de discuter leurs besoins spécifiques avec la section des indices des indemnités de l'état; ceux-ci peuvent également désirer se familiariser avec l'ensemble complet des bénéfices accordés par le gouvernement fédéral pour le service à l'étranger; ils pourront obtenir cette information en s'adressant à la Direction de la politique du personnel, Conseil du Trésor, gouvernement du Canada.

The primary sources of data used in post index construction are periodic retail price and living cost surveys conducted at foreign locations by the foreign service personnel stationed there. The survey data is analyzed by Statistics Canada. In addition to a variety of price information gathered from retail outlets patronized by Canadian personnel at the post, data are also obtained regarding their spending patterns, along with information on the availability of any special local purchasing facilities, and the extent to which staffs make direct importation of consumer goods from other countries.

The general aim is for full-scale surveys to be carried out at about three-year intervals. However, specific studies may be undertaken more or less frequently than this, depending on the volatility of retail price conditions in each particular country, the instability of exchange rates and the extent to which close monitoring of changes in the local retail price situation being faced by Canadian personnel can be achieved through reference to other statistical indicators.

Once established, every post index is subjected to a monthly review, the object being to assess its continuing validity in the light of exchange rate movements, as well as on the basis of price and other economic intelligence obtained from various sources. Statistics Canada is in monthly receipt of an extensive range of price data from foreign governments, international agencies, and world-wide commercial enterprises. The purpose of the data collection is to assess and apply the most accurate possible measurement of price movements at each foreign post since the time of the last survey. In parallel, Ottawa price movements for the same period are also taken into account. Furthermore, since post indexes relate to personnel whose emoluments are expressed in Canadian dollars, shifts in the Canada foreign country currency exchange rate are an integral part, and in some cases the major element, in the review. If the comparative retail price relationship expressed by an existing post index should appear to have changed by five index points, a new post index level may be brought into effect without necessarily undertaking another complete survey.

In developing any place-to-place statistics of retail price differentials, very difficult problems arise from geographic variations in consumers' buying habits and differences in the quality and availability of goods and services. These problems are magnified in international comparisons. By and large, however, conventions and techniques have been developed which attempt to overcome these problems in the context of the specific uses that these indexes are meant to serve. As measures designed to meet a particular administrative need, post indexes achieve their goal if they fairly reflect, in a general way, the price differentials between locations being encountered by those to whom they are applicable.

Table 15 shows a selection of the approximately 250 post indexes currently being maintained, the effective date of their validity for government allowance purposes, and the exchange rates upon which they are predicated.

Readers should bear in mind that these indexes are shown as examples only, and that any one of them may have changed by the time it could be published.

Les principales sources de données qui servent à la création de l'indice de poste sont des enquêtes périodiques sur les prix de détail et le coût de la vie menées dans les divers postes par le personnel du service extérieur. Les résultats de ces enquêtes sont analysés et compilés par Statistics Canada. Non seulement on recueille divers renseignements sur les prix auprès des points de vente au détail où le personnel canadien en poste à l'étranger s'approvisionne, mais encore on se procure des données sur les habitudes de dépenses, des renseignements relatifs à l'existence de points d'achat spéciaux sur place et au volume des importations directes de biens à la consommation effectuées par le personnel dans d'autres pays.

On se propose généralement de mener une enquête exhaustive une fois tous les trois ans environ. Toutefois des études spécifiques peuvent être menées à intervalles plus ou moins rapprochés en fonction, du degré d'instabilité des conditions des prix de détail dans chaque pays et des taux de change compte tenu de ce qu'une surveillance étroite des changements de la situation locale des prix de détail peut être exercée au moyen d'autres indicateurs statistiques.

Une fois établi, chaque indice de poste est révisé tous les mois afin de s'assurer qu'il est encore valable compte tenu des variations des cours de change, des prix et d'autres renseignements d'ordre économique obtenus de diverses sources. Statistique Canada reçoit chaque mois une grande variété de données sur les prix provenant des gouvernements étrangers, des organismes internationaux et des entreprises commerciales du monde entier. La collecte de ces données doit permettre de calculer avec le plus de précision possible l'évolution des prix à chaque poste étranger depuis la dernière enquête. Parallèlement, on tient compte de l'évolution des prix à Ottawa pour la même période. De plus, comme les indices de poste concernent un personnel dont le traitement est exprimé en dollars canadiens, les variations du cours du change canadien dans le pays étranger en question font partie intégrante de la révision et en sont, dans certains cas, l'élément le plus important. Lorsqu'il apparaît que la relation comparative des prix de détail, exprimée par l'indice actuel du poste a changé de cinq points d'indice, un nouvel indice de poste peut être adopté sans que l'on décide nécessairement de mener une nouvelle enquête complète.

Lors de l'élaboration de statistiques comparatives des prix de détail en divers endroits, des problèmes très difficiles surgissent en raison des variations géographiques dans les habitudes d'achat à la consommation et dans les différences de qualité et de disponibilité des biens et services. Les problèmes se compliquent encore lorsqu'il s'agit de comparaisons internationales. Dans une très large mesure cependant, des conventions et des techniques ont été mises au point en vue de résoudre ces problèmes dans le contexte même de l'usage spécifique auquel ces indices sont destinés. En tant que mesures destinées à satisfaire un besoin administratif particulier, les indices de poste joueront leur rôle s'ils rendent généralement bien compte des différences de prix entre différents endroits auxquelles font face des personnes à qui ces indices s'appliquent.

Le tableau 15 présente une sélection de quelques 250 indices de poste, leur date d'entrée en vigueur dans le cadre du programme des indemnités de l'état, et les taux de change sur lesquels ils ont été établis.

Le lecteur devra noter que ces indices ne sont fournis qu'à titre d'exemple seulement, et que chacun d'entre eux a pu changer au temps où on a pu le publier.

Further information regarding post indexes is available on request from the Government Allowance Indexes Section, Prices Division, Statistics Canada, telephone: (613) 951-9598.

On peut obtenir d'autres renseignements au sujet des indices de poste en s'adressant à la section des indices des indemnités de l'état, division des prix, Statistique Canada, téléphone: (613) 951-9598.

| Principal commodity group | Number of items priced (if available) | Groupe principal de produits | Nombre d'articles dont le prix est relevé (lorsque disponibles) |
|---|---------------------------------------|---|---|
| Food at home | 170 | Aliments consommés à la maison | 170 |
| Meals away from home | 12 | Repas pris à l'extérieur | 12 |
| Household maintenance and services | 7 | Entretien et services ménagers | 7 |
| Household supplies | 28 | Fournitures ménagères | 28 |
| Communications | 3 | Communication | 3 |
| Domestic help (depending on location) | 2-8 | Aide-domestique (dépendant de l'endroit) | 2-8 |
| Clothing and home furnishings | 29 | Habillement et ameublement | 29 |
| Transportation and automobile operation | 22 | Transports et utilisation de l'automobile | 22 |
| Health and personal care | 41 | Santé et soins personnels | 41 |
| Reading and recreation | 51 | Lecture et loisirs | 51 |
| Tobacco and alcohol | 20 | Tabacs et boissons alcoolisées | 20 |