



Catalogue no. 66-201-XIE

International Travel

2001



Statistics
Canada

Statistique
Canada

Canada

How to obtain more information

Specific inquiries about this product and related statistics or services should be directed to: Client Services, Culture, Tourism and the Centre for Education Statistics, (1 800 307-3382) Statistics Canada, Ottawa, Ontario, K1A 0T6 (Telephone: (613) 951-7608).

For information on the wide range of data available from Statistics Canada, you can contact us by calling one of our toll-free numbers. You can also contact us by e-mail or by visiting our Web site.

National inquiries line	1 800 263-1136
National telecommunications device for the hearing impaired	1 800 363-7629
Depository Services Program inquiries	1 800 700-1033
Fax line for Depository Services Program	1 800 889-9734
E-mail inquiries	infostats@statcan.ca
Web site	www.statcan.ca

Ordering and subscription information

This product, Catalogue no. 66-201-XIE, is published annually in electronic format on the Statistics Canada Internet site at a price of CDN \$34.00. To obtain single issues or to subscribe visit our Web site at www.statcan.ca, and select Products and Services.

This product is also available in print through a Print-on-Demand service, at a price of CDN \$57.00 for a one-year subscription. The following additional shipping charges apply for delivery outside Canada:

	Single issue
United States	CDN \$ 6.00
Other countries	CDN \$ 10.00

All prices exclude sales taxes.

The printed version can be ordered by

- Phone (Canada and United States) **1 800 267-6677**
- Fax (Canada and United States) **1 877 287-4369**
- E-mail **infostats@statcan.ca**
- Mail Statistics Canada
Dissemination Division
Circulation Management
120 Parkdale Avenue
Ottawa, Ontario K1A 0T6
- And, in person at the Statistics Canada Regional Centre nearest you.

When notifying us of a change in your address, please provide both old and new addresses.

Standards of service to the public

Statistics Canada is committed to serving its clients in a prompt, reliable and courteous manner and in the official language of their choice. To this end, the Agency has developed standards of service which its employees observe in serving its clients. To obtain a copy of these service standards, please contact Statistics Canada toll free at 1 800 263-1136.



Statistics Canada

Culture, Tourism and the Centre for Education Statistics
International Travel Section

International Travel

2001

Published by authority of the Minister responsible for Statistics Canada

© Minister of Industry, 2003

All rights reserved. No part of this publication may be reproduced, stored in a retrieval system or transmitted in any form or by any means, electronic, mechanical, photocopying, recording or otherwise without prior written permission from Licence Services, Marketing Division, Statistics Canada, Ottawa, Ontario, Canada K1A 0T6.

December 2003

Catalogue no. 66-201-XIE

ISSN 1209-1251

Frequency: Annual

Ottawa

La version française de cette publication est disponible sur demande (n° 66-201-XIF).

Note of appreciation

Canada owes the success of its statistical system to a long-standing partnership between Statistics Canada, the citizens of Canada, its businesses, governments and other institutions. Accurate and timely statistical information could not be produced without their continued cooperation and goodwill.

Symbols

The following standard symbols are used in Statistics Canada publications:

- . not available for any reference period
- .. not available for a specific reference period
- ... not applicable
- ^P preliminary
- ^r revised
- x suppressed to meet the confidentiality requirements of the *Statistics Act*
- ^E use with caution
- F too unreliable to be published

Note:

Data contained in charts and tables of this publication may not add due to rounding.

This publication was prepared under the direction of:

Maryanne Webber, Director, Culture, Tourism and the Centre for Education Statistics

Greg Peterson, Assistant Director, Culture and Tourism

Jocelyn Lapierre, Chief, Tourism Statistics Program

Élaine Fournier, Survey Manager, International Travel Survey

Danielle Shaienks, Senior Analyst, Analysis and Integration Section

Acknowledgements

We wish to acknowledge those persons within Statistics Canada whose advice and diligent assistance facilitated the progress and completion of this report.

Special thanks go to the staff of the International Travel Section of the Culture, Tourism and the Centre for Education Statistics, notably Paul Durk, Noël Le Blanc and Cindy Sceviour. Thanks also to the staff of the Household Survey Methods Division, notably Daniel Rogers, Dissemination Division and the Composition Unit.

We would like to thank the Canadian Tourism Commission for helping to fund the International Travel Survey.

Table of contents

	Page		Page
Note to readers	7		
Highlights	8		
Overview	9		
United States market	10	12A. Person-trips, person-nights and expenditures of United States residents entering Canada and staying one or more nights, by selected trip characteristics, 2000	29
Overseas market	12	12B. Person-trips, person-nights and expenditures of United States residents entering Canada and staying one or more nights, by selected trip characteristics, 2001	30
Outbound market	14	13A. Trip characteristics of United States residents entering Canada and staying one or more nights in province visited, 2000	31
Canadian travel to the United States	14	13B. Trip characteristics of United States residents entering Canada and staying one or more nights in province visited, 2001	32
Canadian travel to countries other than the United States	15	14. Person-trips by residents of the United States entering Canada and staying one or more nights, by selected trip characteristics and purpose of trip, 2000-2001	33
International travel account	17	15A. Person-trips by residents of countries other than the United States entering Canada, by country of residence and type of entry, 2000	34
Tables		15B. Person-trips by residents of countries other than the United States entering Canada, by country of residence and type of entry, 2001	35
1. Estimates of the balance of payments on travel account between Canada and other countries, quarterly, 1992-2001	18	16. Person-trips by residents of countries other than the United States entering Canada, by country of residence and length of stay, 2000-2001	36
2. Components of the receipts and payments on travel account, 1992-2001	19	17A. Person-trips, person-nights and expenditures of residents of countries other than the United States entering Canada and staying one or more nights, by selected trip characteristics, 2000	37
3. Receipts and payments on travel account related to Canada's imports and exports (balance of payments basis), 1992-2001	20	17B. Person-trips, person-nights and expenditures of residents of countries other than the United States entering Canada and staying one or more nights, by selected trip characteristics, 2001	38
4. International travel accounts of selected countries, 1992-2001	21	18A. Trip characteristics of residents of countries other than the United States entering Canada and staying one or more nights in province visited, 2000	39
5. Person-trips by international travellers entering or returning to Canada, by duration, 1992-2001	22	18B. Trip characteristics of residents of countries other than the United States entering Canada and staying one or more nights in province visited, 2001	40
6. Person-trips by United States residents entering Canada, by type of transportation, quarterly, 1992-2001	23	19. Person-trips by residents of countries other than the United States entering Canada and staying one or more nights, by selected trip characteristics and purpose of trip, 2000-2001	41
7. Person-trips by residents of countries other than the United States entering Canada, by type of entry, quarterly, 1992-2001	24		
8. Person-trips by Canadian residents returning from the United States, by type of transportation, quarterly, 1992-2001	25		
9. Overnight travel abroad by Canadian residents, related to selected economic and demographic series, 1992-2001	26		
10. Person-trips, person-nights and expenditures of non-resident travellers entering Canada and resident travellers returning to Canada, 2000-2001	27		
11. Trip characteristics of non-residents entering Canada and staying one or more nights, 2000-2001	28		

Table of contents – Concluded

	Page		Page
Tables – Concluded			
20. Trip characteristics of Canadian residents returning after a stay of one or more nights abroad, 2000-2001	42	27B. Person-trips, person-nights and expenditures of Canadian residents returning from countries other than the United States, by selected trip characteristics, 2001	53
21A. Person-trips, person-nights and expenditures of Canadian residents returning from the United States after a stay of one or more nights, by selected trip characteristics, 2000	43	28A. Trip characteristics of Canadian residents returning from countries other than the United States, by province of residence, 2000	54
21B. Person-trips, person-nights and expenditures of Canadian residents returning from the United States after a stay of one or more nights, by selected trip characteristics, 2001	44	28B. Trip characteristics of Canadian residents returning from countries other than the United States, by province of residence, 2001	55
22A. Trip characteristics of Canadian residents returning from the United States, by province of residence, 2000	45	29. Trip characteristics of Canadian residents returning from countries other than the United States, by purpose of trip, 2000-2001	56
22B. Trip characteristics of Canadian residents returning from the United States, by province of residence, 2001	46	30. Trip characteristics of Canadian residents returning from countries other than the United States, by quarter of re-entry, 2000-2001	57
23. Overnight trip characteristics of Canadian residents returning from the United States, by purpose of trip, 2000-2001	47	31A. Person-visits, visit-nights and expenditures of Canadian residents in selected countries, 2000	58
24. Trip characteristics of Canadian residents returning from the United States after a stay of one or more nights, by quarter of re-entry, 2000-2001	48	31B. Person-visits, visit-nights and expenditures of Canadian residents in selected countries, 2001	59
25. Trip characteristics of Canadian residents returning from the United States after a stay of one or more nights, by type of transportation, 2000-2001	49	Footnotes	60
26A. Person-visits, visit-nights and expenditures of Canadian residents returning from the United States, by state, 2000	50	Appendix	62
26B. Person-visits, visit-nights and expenditures of Canadian residents returning from the United States, by state, 2001	51	International travel statistics	62
27A. Person-trips, person-nights and expenditures of Canadian residents returning from countries other than the United States, by selected trip characteristics, 2000	52	Background	62
		Travel and the Balance of payments	63
		Description of methods	63
		Reliability indicators	67
		Dissemination	68
		Definition of terms	69
		Forms and questionnaires	73

Note to readers

This publication includes revised estimates for 2000 and 2001 on the characteristics of international travellers and trips. These revisions incorporate the results of several methodological improvements that were developed (in partnership with the Canadian Tourism Commission) to improve the quality of estimates produced from the questionnaire surveys on international travel. Since 2002, these improvements are part of the new methodology used in the production of quarterly data.

The introduction of the new methodology results in a break in the time series for international travellers and trip characteristics. Consequently, data from previous years produced from the survey questionnaires are not comparable with those included in this publication or any future publications. However, the revisions made to 2000 and 2001 data allow users to make comparisons back to 2000.

It should be noted that the time series for frontier counts estimates are not affected by the methodological changes. Consequently, estimates remain comparable back to 1972.

You will find in the Appendix a summary of the new methodology. It gives a short overview on how the methodological improvements have been integrated to the production of the quarterly estimates. Documents describing the new methodology and each of the improvements in more detail are available upon request.

In all tables of the publication, the reliability of estimates on international travellers and trip characteristics is presented in the form of letters. They give an indication of the size of the sampling errors for the estimates.

Highlights

International travel in 2001

- The number of international tourists around the world decreased 0.5% in 2001 compared to 2000. This followed an increase of 6.8% in 2000. While the growth in world tourism had already been decelerating, the events of September 11th accentuated the decline.
- Canada welcomed 47.1 million foreign same-day and overnight travellers in 2001, down 3.1% from 2000. United States residents made 42.9 million same-day and overnight trips to Canada, down 2.6%. Visitors from countries other than the United States also came in fewer numbers, as their number of trips fell 7.9% to 4.3 million.
- The number of overnight trips to Canada from the United States increased 2.5% to 15.6 million in 2001, despite a drop in the fourth quarter. The number of overnight visitors from countries other than the United States declined 8.1% to 4.0 million during the year, due partly to a sharp drop in the fourth quarter.
- The number of nights spent in Canada as well as overnight trip spending increased faster than trips. For the year, the number of nights spent in Canada by American travellers increased 7.0% to 62.5 million while spending on this side of the border by these travellers rose 8.0% to \$7.9 billion.
- As the number of overnight trips from countries other than the United States to Canada decreased, so did the spending despite an increase in trip duration. The number of nights spent in Canada by overseas visitors increased 2.5% to 62.5 million nights for the year despite a 10.7% decline in the fourth quarter. However, spending by these visitors fell 4.0% to \$5.4 billion.
- Canadian residents were less likely to travel outside of Canada in 2001, particularly the United States. Canadian same-day and overnight travel outside Canada decreased 8.4% to 43.2 million trips in 2001. Canadian residents took 38.4 million trips south of the border, down substantially (-10.1%) from 2000 levels. On the other hand, their travels to countries other than the United States rose 7.0% to a record 4.8 million, extending an upward trend that started in 1992.
- In 2001, the total number of overnight trips from Canada to the United States fell 7.8%. The resulting 13.5 million overnight trips was only 0.6% higher than the lowest level recorded in 1998. While the number of trips dropped noticeably, the number of nights spent by Canadian residents in the United States dipped only slightly (-0.8%) to 108 million. Spending in the United States by Canadian overnight travellers totalled \$8.9 billion in 2001, a 3.5% drop from the previous year.
- In 2001, Canadian residents were more likely to travel overseas than in 2000, as the number of trips increased by 7.0%. This increase in trips to countries other than the U.S. is extending the decade-old trend of Canadian residents choosing more and more overseas destinations. While direct trips to overseas destinations increased by 8.8%, trips via the United States fell by 2.7% for the year.
- Canada's international travel deficit – the difference between what Canadians spend abroad and what foreigners spend in Canada – dropped in 2001 to its lowest figure since 1999 when it was under \$2.0 billion. Foreign visitors increased their spending in Canada by 2.6% to \$16.4 billion while Canadian travellers increased their spending in foreign countries by only 1.0% to \$18.6 billion. The resulting lower travel deficit was 9.3% less in 2001 than in 2000 at \$2.2 billion, \$4.1 billion less than when it was at its peak in 1992.

Overview

Fewer international tourists around the world

The number of international tourists around the world decreased 0.5% in 2001 compared to 2000. This followed an increase of 6.8% in 2000. While the growth in world tourism had already been decelerating, the events of September 11th accentuated the decline.

The North American market suffered the largest losses in 2001 compared to other markets, as international tourist arrivals fell 7.5%. International arrivals to the Middle East decreased 1.7% and European arrivals remained virtually unchanged (-0.5%), although arrivals to northern Europe dropped 4.7%. Some regions saw more visitors, however, as Asia and the Pacific region increased their number of arrivals by 5.0% while arrivals to African countries increased by 3.3%.

In comparison to our North American neighbours, Canada managed relatively well. Canada's overnight arrivals remained at about the same level compared to 2000 while the United States suffered a 11.9% drop in international arrivals and the number of arrivals to Mexico fell by 4.0%.

Table 1

International tourists arrivals in the five world tourism regions

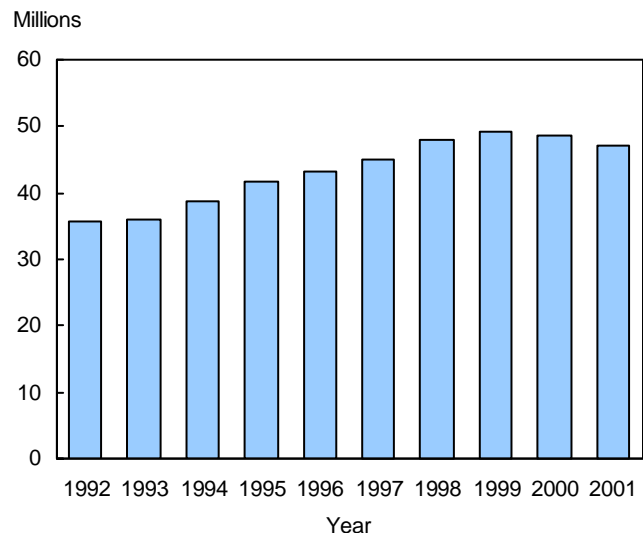
Rank	Region	International tourist arrivals		
		2000	2001	2000 to 2001
		millions		% change
1	Europe	392.7	390.8	-0.5
2	Asia and the Pacific	115.3	121.1	5.0
3	Americas	128.0	120.2	-6.1
4	Africa	27.4	28.3	3.3
5	Middle East	24.0	23.6	-1.7
	World	687.3	684.1	-0.5

Foreign travel to Canada declines

Canada welcomed 47.1 million foreign same-day and overnight travellers in 2001, down 3.1% from 2000. United States residents made 42.9 million same-day and overnight trips to Canada, down 2.6%. Visitors from countries other than the United States also came in fewer numbers, as their number of trips fell 7.9% to 4.3 million.

Figure 1

International trips to Canada, 1992 to 2001



The number of overnight trips to Canada from the United States rose 2.5% to 15.6 million in 2001 despite a drop in the fourth quarter. The number of trips to visit friends and relatives/pleasure increased. By contrast, overnight business trips declined substantially in the last two quarters. The number of overnight business trips fell 11.1% in 2001 largely as a result of the events of September 11th. Trips by air were also affected, as were shorter trips. Air travel decreased 3.2% to 4.2 million trips in 2001. Same-day travel by United States residents dipped 5.2% to 27.3 million trips in 2001.

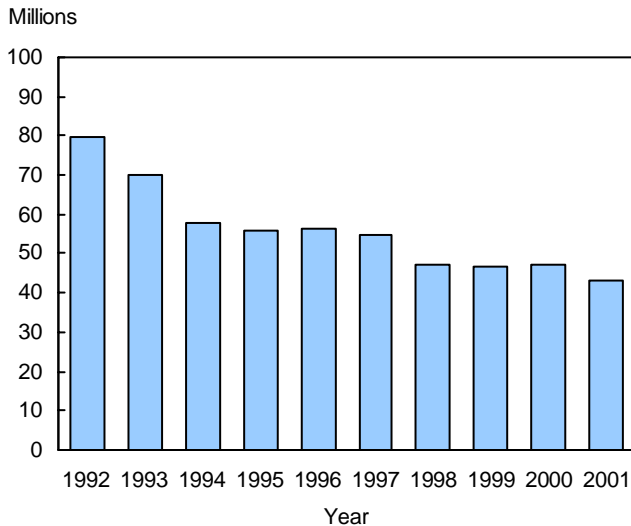
The number of overnight visitors from countries other than the United States declined 8.1% to 4.0 million during the year, due partly to a sharp drop in the fourth quarter. Business travel from overseas was hit hard, while travel for visiting friends or relatives (VFR) decreased slightly. Overseas residents took 265,000 same-day trips in 2001, 4.5% less than they did in 2000.

Canadian outbound travel drops despite record travel to overseas nations

Canadian residents were less likely to travel outside of Canada in 2001, particularly to the United States. Canadian same-day and overnight travel outside the country decreased 8.4% to 43.2 million trips in 2001. Canadian residents took 38.4 million trips south of the border, down substantially (-10.1%) from 2000 levels. On the other hand, their travels to countries other than the United States rose 7.0% to a record 4.8 million, extending an upward trend that started in 1992.

Figure 2

International trips of Canadian residents, 1992 to 2001



The number of Canadian residents taking overnight trips to the United States was only 100,000 higher in 2001 than the decade low of 13.4 million recorded in 1998, the lowest total since 1987 (12.3 million). Overnight travel to the United States was down in every quarter and, as result of September 11th events, culminated in a drastic reduction of air and business travel in the final quarter of the year. Same-day trips were affected more seriously than overnight trips, dropping by over 25.0% in the fourth quarter and 11.3% during the year.

Canadian residents took 4.8 million or 7.0% more trips to countries other than the United States in 2001, despite a sharp decline in the fourth quarter. Sun destinations fared well as the vast majority of Canadian visits to these countries were in the first half of the year. Visits to Europe however, were down noticeably. The number of Canadian visitors to the United Kingdom decreased in every quarter of 2001 and, for the first time in 22 years, the U.K. was not the most visited overseas country by Canadian travellers.

United States market

In 2001, overnight travel to Canada from the United States reached 15.6 million trips, an increase of 2.5% over 2000. The strongest gains were observed in the first half of the year. Overnight travel by Americans averaged 6.0% gains in the first two quarters of 2001 but slowed to a 1.4% increase in the third quarter and then fell by 2.8% in the fourth.

The number of nights spent in Canada as well as overnight trip spending increased faster than trips. Both the number of nights and expenditures were up each quarter, with the smallest increases of 5.2% for nights and 4.7% for spending occurring in the fourth quarter. For the year, the number of nights spent in Canada by American travellers increased 7.0% to 62.5 million while spending on this side of the border by these travellers rose 8.0% to \$7.9 billion.

Overnight trips by air from the United States to Canada fell by 11.7% in the fourth quarter and 1.4% for the year. The drop in the number of these trips was largely the result of September 11th events. In comparison, the number of American overnight trips to Canada by other modes of transportation increased 1.3% in the fourth quarter and 3.8% for the year.

Fewer Americans travel to Canada for business

American overnight business travel to Canada plunged 19.5% and 16.3% respectively in the last two quarters, resulting in an 11.1% drop for these trips in 2001. In contrast, overnight travel for non-business reasons such as pleasure and visiting friends or relatives increased by 4.8% compared to 2000.

More than two-thirds of overnight business trips from the United States were made by air and these trips dropped by 15.2% in 2001, decreasing in every quarter. However, overnight business travel by car increased 0.7% in 2001. As a result, the proportion of American business travellers who came to Canada by car increased from 26.9% in 2000 to 30.5% in 2001.

Fewer short trips from the United States as a result of September 11

Overall, same-day and single night trips were more affected by September 11th events than longer trips, although the number of non-business trips did not fall as much as business trips.

Same-day trips from the U.S. decreased by 5.2% to 27.3 million in 2001, after falling 4.9% and 23.0% in the final two quarters.

Same-day business trips, which accounted for about 40.0% of all business trips to Canada by Americans, fell sharply in the fourth quarter. Same-day business trips for the total year were down 10.4%. However, these trips represented less than 5.0% of all same-day trips taken by Americans. All other same-day trips were down 5.0% in 2001 compared with 2000.

Table 2

Overnight trips to Canada by residents of the United States, by type of transportation and purpose of trip, 2000 and 2001

	Quarter				Total	2000	2001
	I	II	III	IV			
	% change 2000 to 2001					thousands	
All types of transportation¹							
Total	5.8	6.1	1.4	-2.8	2.5	15,188	15,570
Business ²	2.8	-8.6	-19.5	-16.3	-11.1	2,160	1,921
Non-business ³	6.6	8.7	3.6	0.2	4.8	13,029	13,650
Plane							
Total	2.8	6.4	-3.0	-11.7	-1.4	3,835	3,782
Business ²	-1.6	-11.1	-24.2	-22.1	-15.2	1,517	1,287
Non-business ³	7.0	19.4	6.8	-4.4	7.6	2,318	2,495
Automobile							
Total	6.7	5.6	4.0	2.7	4.6	9,457	9,889
Business ²	16.3	-2.3	-5.7	0.8	0.7	581	586
Non-business ³	5.8	6.2	4.4	2.9	4.8	8,876	9,304

¹ Includes also bus, train, boat, pedestrians, cycle (bicycle, motorcycle, etc.).

² Includes also convention or employment.

³ Includes visiting friends and relatives, pleasure, recreation and holiday and other purposes of trip.

Table 3

Trips to Canada by residents of the United States, by trip duration and purpose, 2000 and 2001

	Quarter				Total	2000	2001
	I	II	III	IV			
	% change 2000 to 2001					thousands	
Same day							
Total	3.2	2.8	-4.9	-23.0	-5.2	28,805	27,301
Business ¹	10.0	-5.1	-16.9	-29.2	-10.4	1,398	1,253
Non-business ²	2.8	3.2	-4.5	-22.7	-5.0	27,408	26,048
One night							
Total	4.3	4.4	-6.8	-12.3	-3.1	3,155	3,056
Business ¹	-2.6	-2.9	-33.4	-22.5	-16.3	552	462
Non-business ²	6.4	5.9	-2.7	-9.5	-0.3	2,603	2,594
2 nights							
Total	3.4	-0.2	7.0	0.0	3.1	3,736	3,853
Business ¹	9.5	-33.0	-12.8	-12.6	-13.5	530	459
Non-business ²	1.7	5.3	8.9	3.2	5.9	3,206	3,395
3 nights							
Total	12.7	1.9	-1.2	3.5	2.5	2,534	2,597
Business ¹	0.2	-1.7	-27.5	9.4	-7.0	368	343
Non-business ²	16.0	2.7	1.8	2.4	4.1	2,166	2,254
4-6 nights							
Total	7.6	9.0	-0.7	-6.2	1.9	3,454	3,520
Business ¹	7.4	4.4	-10.5	-22.7	-5.6	563	531
Non-business ²	7.7	10.0	0.7	-2.3	3.4	2,891	2,989
7+ nights							
Total	-0.8	20.7	7.3	9.9	10.2	2,309	2,544
Business ¹	-10.5	-6.5	-7.4	-41.2	-13.6	146	127
Non-business ²	1.0	23.0	7.9	15.2	11.8	2,163	2,417

¹ Includes also convention or employment.

² Includes visiting friends and relatives, pleasure, recreation and holiday and other purposes of trip.

More Massachusetts and Pennsylvania residents coming to Canada

In 2001, New York and Michigan were still the two top states of origin for overnight travellers from the United States. However, New York posted the largest decline in U.S. overnight visitors to Canada in the fourth quarter after showing increases in the first three quarters of the year.

Pennsylvania recorded a 12.1% increase in overnight travel to Canada in 2001, while the number of travellers from Massachusetts who stayed at least one night in the country rose 8.9% over 2000. Amongst the top 12 states of origin, Massachusetts and Pennsylvania registered the largest annual increases and were, with Florida, the only ones to show increases in each quarter of 2001.

Texas fared the poorest of the top states as its number of overnight trips fell each quarter, bringing it close to losing its position to New Jersey. With increases in the first three quarters that included a 20.7% jump in the second, the Garden State sent 6.1% more visitors to Canada in 2001, despite a 12.0% decline following the events of September 11.

Minnesota recorded the largest fourth quarter increase (21.8%) among the top 12 states of origin. However, this was not enough to offset the 32.5% drop of the first quarter, resulting in fewer overnight travellers from that state who visited Canada in 2001 (-1.6%).

Overseas market

Overseas travel to Canada plummets in fourth quarter

In 2001, the number of overnight trips from countries other than the United States to Canada decreased by 8.1% to just over 4.0 million compared to 2000. As the number of trips decreased, so did the spending despite an increase in trip duration. The number of nights spent in Canada by

overseas visitors increased 2.5% to 62.5 million nights for the year despite a 10.7% decline in the fourth quarter. However, spending by these visitors fell 4.0% to \$5.4 billion. Decreases were recorded in the last three quarters of 2001 and the fourth quarter had the worst results with a 14.5% drop in spending.

While the number of overnight trips began to fall in the second quarter of 2001, September 11th events amplified the decline. The third and fourth quarters of 2001 saw decreases of 9.0% and 20.5% respectively compared to the same periods in 2000. Except for Central America and the United States, fewer residents of other regions came to Canada on overnight trips in 2001. Residents of Europe and Asia decreased their overnight trips by 8.2% and 9.1% respectively.

Overnight business and pleasure trips from overseas were hit hard in 2001, especially in the fourth quarter. These trips plunged 26.6% and 23.5% respectively during that quarter. On the other hand, trips taken for visiting friends or relatives declined by only 2.4% in 2001.

More trips to visit friends or relatives from the United Kingdom

Visitors from Germany and France made 13.1% and 11.2% fewer overnight trips to Canada in 2001. Together, these two countries accounted for approximately half of the losses in European trips to this country. The U.K. continued to provide the largest number of overseas visitors to Canada and appears to have been less affected by September 11th events than other European countries as trips from the U.K. decreased by only 4.2%. This seems to be partly attributable to British residents who continued to visit friends or relatives in Canada. While trips taken for other reasons declined, the number of trips from the U.K. to visit friends or relatives increased 2.6% in 2001. In contrast to the general trend, VFR trips from the U.K. decreased during the first two quarters of the year before increasing in the third and fourth quarters.

Table 4

Top 12 states of origin for U.S. tourists to Canada, 2000 and 2001

	Quarter				Total	2000	2001
	I	II	III	IV			
	% change 2000 to 2001					thousands	
New York	18.8	6.8	3.8	-16.8	3.2	1,907	1,967
Michigan	10.5	9.2	-2.7	-6.4	2.0	1,821	1,857
Washington	7.0	1.6	-1.5	-3.2	0.6	1,644	1,655
California	-7.4	17.5	3.9	-7.7	4.0	1,011	1,051
Ohio	-24.5	-0.2	9.8	1.8	1.5	816	828
Massachusetts	16.3	0.7	12.9	5.1	8.9	678	738
Pennsylvania	11.7	16.2	9.6	11.6	12.1	629	705
Illinois	1.7	9.5	6.1	-10.0	3.9	520	541
Minnesota	-32.5	6.4	-2.1	21.8	-1.6	540	531
Texas	-2.5	-4.6	-13.3	-10.7	-8.7	415	378
New Jersey	9.1	20.7	6.5	-12.0	6.1	356	378
Florida	17.6	2.6	3.7	16.7	6.2	353	375

Table 5

Overnight trips to Canada by residents of countries other than the United States, by trip purpose, 2000 and 2001

	Quarter				Total	2000	2001
	I	II	III	IV			
	% change 2000 to 2001					thousands	
All trip purposes¹	4.8	-5.1	-9.0	-20.5	-8.1	4,366	4,010
Business ²	7.2	-7.2	-19.6	-26.6	-12.4	684	599
Visiting friends or relatives	6.0	9.3	-9.1	-8.0	-2.4	1,085	1,059
Pleasure ³	-0.5	-13.7	-9.2	-23.5	-11.4	2,334	2,068

¹ Includes also other purposes.

² Includes also convention or employment.

³ Includes also recreation or holiday.

Table 6

Overnight trips to Canada by residents of the United Kingdom, by trip purpose, 2000 and 2001

	Quarter				Total	2000	2001
	I	II	III	IV			
	% change 2000 to 2001					thousands	
All trip purposes¹	5.3	-3.3	-3.7	-14.1	-4.2	862	826
Business ²	26.3	-4.0	-20.6	-34.6	-10.9	91	81
Visiting friends or relatives	-19.5	-2.8	12.6	5.1	2.6	238	244
Pleasure ³	5.8	-5.7	-10.1	-13.7	-7.0	504	469

¹ Includes also other purposes.

² Includes also convention or employment.

³ Includes also recreation or holiday.

South Korea visits continue to increase as Taiwan visits plummet

In 2001, the number of overnight trips from Japan fell by 16.9% (45.8% in the fourth quarter) and from Taiwan by 27.5% (47.2% in the fourth quarter). South Korea helped to lessen the decline in Asian visits as trips from that country increased in every quarter and registered a 7.6% growth for the year. South Korea was the only major overseas tourist market for Canada that did not record a decline in the fourth quarter. This increase helped to re-establish South Korea as a major player in Canada's tourism inbound market. At the peak of the Asian economic crisis in 1998, overnight trips from South Korea to Canada dropped by over 50%. However, the number of trips (139,000) made by South Korea residents in 2001 was the largest since 1997.

Prior to 2001, Taiwan was becoming a major source of overseas visitors for Canada as a result of strong increases in the mid 1990s. As the Asian economic crisis had a limited impact on Taiwanese travel to Canada, the 27.5% drop in the number of overnight trips from Taiwan in 2001 represented the largest decrease since the series began in 1990. This was also the lowest number of trips since 1995.

Figure 3

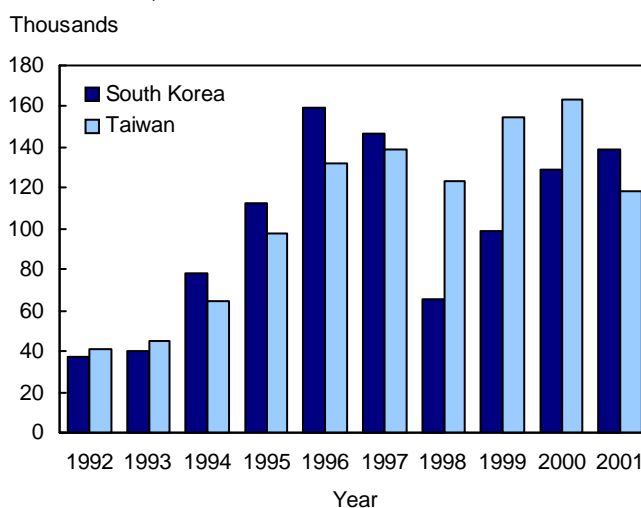
Overnight trips to Canada by residents of Taiwan and South Korea, 1992 to 2001

Table 7

Canada's top 10 overseas tourist markets, 2000 and 2001

	Quarter				Total	2000	2001
	I	II	III	IV			
	% change 2000 to 2001					thousands	
United Kingdom	5.3	-3.3	-3.7	-14.1	-4.2	862	826
Japan	7.1	-6.7	-16.1	-45.8	-16.9	493	410
France	-8.7	-10.4	-12.3	-11.6	-11.2	402	357
Germany	-1.7	-8.8	-17.3	-14.2	-13.1	380	330
Australia	9.4	-2.4	-15.2	-19.4	-8.3	173	158
Mexico	5.9	13.6	6.3	-9.4	5.8	140	148
South Korea	17.1	2.1	10.4	2.3	7.6	129	139
Hong Kong	11.8	-7.1	-15.4	-16.2	-9.0	138	125
Taiwan	3.7	-23.0	-33.4	-47.2	-27.5	163	118
Netherlands	-12.6	-12.2	-12.0	-17.1	-12.9	131	114

In 2001, Mexico was the only other major overseas tourist market besides South Korea to send more visitors to Canada. Overnight trips from Mexico were up 5.8% for the year despite falling by 9.4% in the fourth quarter.

Outbound market

Canadian travel to the United States

Record low dollar and September 11 events keep Canadians home

In 2001, the number of overnight trips to the United States fell 7.8%. The resulting 13.5 million overnight trips was only 0.6% higher than the lowest level recorded in 1998. While the number of trips dropped noticeably, the number of nights spent by Canadian residents in the United States dipped only slightly (-0.8%) to 108 million. Unlike trips, the number of nights spent in the U.S. increased in the first half of the year. However, the number of nights dropped 15.0% in the fourth quarter. Spending in the United States by Canadian overnight travellers totalled \$8.9 billion in 2001, a 3.5% drop from the previous year. Also, spending increased in the first half of the year before falling significantly in the last half with a 17.3% drop in the fourth quarter.

All quarters in 2001 saw decreases in same-day travel to the United States, including a 25.8% drop in the fourth. As a result, the number of same-day trips to the U.S. declined 11.3% to 24.8 million in 2001 compared with 2000.

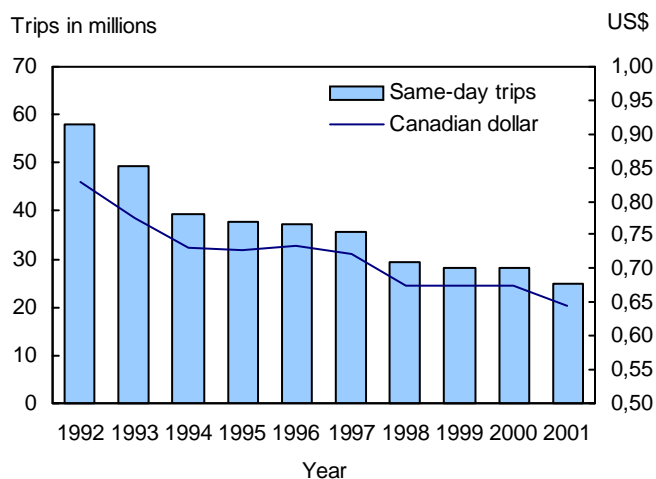
These decreases are likely the result of two primary factors: September 11th events and the low exchange rate with the U.S. dollar. The value of the Canadian dollar in 2001 averaged US\$0.65, the lowest on record (beginning in 1950). The lower purchasing power of the Canadian dollar made travelling down south more expensive.

Canadian business travel to the U.S. hit hard

Canadian resident overnight business travel to the United States was hit hard in 2001, falling 15.4% over 2000. At the same time, the number of Canadian residents travelling

Figure 4

Same-day trips by Canadian residents to the United States and average value of the Canadian dollar relative to the U.S. dollar



for pleasure decreased by 5.8% while the number of overnight trips to visit friends or relatives was down 6.5%. As was the case for American business travel to Canada, the majority of business trips to the U.S. were made by air. Fewer overnight business trips to the United States reduced overnight air travel to that country which decreased by 13.3% in 2001.

Fewer trips, but longer stays in the U.S.

Though the number of overnight trips fell by 7.8%, the total number of nights spent in the U.S. only decreased by 0.8% in 2001. The number of Canadian residents taking trips of less than 31 nights declined compared to 2000, but those taking trips of 31-60 nights and 61 or more nights increased. Although these two categories accounted for only 3.5% of trips, they accounted for 32.7% of the nights. Total spending in the United States by Canadian overnight travellers decreased by 3.5% in 2001, even though average spending per trip increased from \$627 to \$655.

Table 8

Trips by Canadian residents to the United States, by trip duration, type of transportation and trip purpose, 2000 and 2001

	Quarter				Total	2000	2001
	I	II	III	IV			
	% change 2000 to 2001					thousands	
All trips	-3.6	-4.7	-9.1	-24.1	-10.1	42,666	38,368
Same-day trips	-4.6	-5.1	-10.4	-25.8	-11.3	28,000	24,841
Overnight trips							
All types of transportation¹							
Total	-1.8	-3.9	-7.0	-20.4	-7.8	14,666	13,527
Business ²	-1.1	-10.4	-27.3	-23.3	-15.4	2,450	2,074
Non-business ³	-2.0	-2.5	-4.1	-19.6	-6.2	12,216	11,454
Plane							
Total	-1.5	-6.0	-17.6	-31.5	-13.3	5,372	4,655
Business ²	-0.5	-9.2	-36.1	-32.1	-19.0	1,837	1,487
Non-business ³	-1.9	-4.1	-6.8	-31.2	-10.4	3,535	3,168
Automobile							
Total	-2.5	-4.3	-3.7	-9.6	-4.7	7,967	7,593
Business ²	-4.7	-14.0	-7.6	14.1	-4.4	560	535
Non-business ³	-2.3	-3.5	-3.5	-11.6	-4.7	7,408	7,058

¹ Includes also bus, train, boat, pedestrians, cycle (bicycle, motorcycle, etc.).

² Includes also convention or employment.

³ Includes visiting friends and relatives, pleasure, recreation and holiday and other purposes of trip.

Canadian residents staying for extended periods in the United States most often visited Florida, Arizona or Hawaii. Although overnight visits to Florida fell by 7.6%, the number of nights increased 3.1%. This is the result of longer stays as the average length of overnight visits by Canadian residents in Florida grew from 17.7 nights in 2000 to 19.8 nights in 2001, still the longest average duration of overnight visits in any state. Arizona and Hawaii combined received a little more than a third of the visits that Florida had in 2001. Hawaii was similar to Florida as visits by Canadian residents were down by 5.4% in 2001. However, nights spent in the island decreased 5.6%. Visits to Arizona, on the other hand, were up by 2.9% and the number of nights jumped 9.9%.

New York, the most visited state by Canadian travellers, had 2.2 million overnight visits from Canada in 2001, totalling 6.3 million visit nights with an average duration of 2.9 nights. Comparatively, Florida had 1.9 million overnight visits but 37.4 million visit nights for an average duration of 19.8 nights.

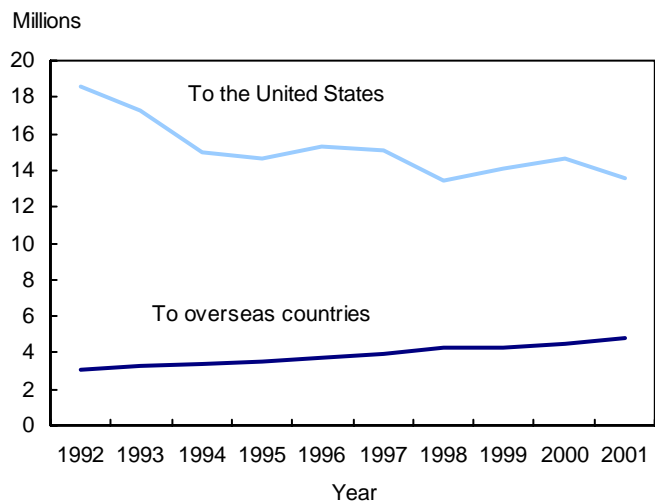
Canadian travel to countries other than the United States

Canadians less inclined to travel through the U.S.

Despite a decrease of 10.4% in the fourth quarter, Canadian residents were more likely than in 2000 to travel overseas as the number of trips increased by 7.0% in

Figure 5

Overnight trips to United States and overseas countries by Canadian residents, 1992 to 2001



2001. While direct trips to overseas destinations increased by 8.8%, trips via the United States fell by 2.7% for the year as result of significant drops in the last half of the year. This increase in trips to countries other than the U.S. is extending the decade-old trend of Canadians choosing more and more overseas destinations.

Table 9

Overnight trips by Canadian residents to overseas countries, by type of re-entry, 2000 and 2001

	Quarter				Total	2000	2001
	I	II	III	IV			
	% change 2000 to 2001					thousands	
Total	17.6	8.2	7.2	-10.4	7.0	4,516	4,832
Returning direct from overseas	19.3	9.9	9.6	-8.9	8.8	3,806	4,142
Returning via the USA	9.7	-1.2	-9.0	-18.0	-2.7	709	691

Canadians looking for sunnier destinations

For the first time in 22 years, the United Kingdom was not the most popular destination for Canadian residents travelling overseas in 2001. The foot-and-mouth epidemic that ravaged livestock throughout the country may have contributed to this result. In 2001, the U.K. suffered the largest loss in Canadian overnight visits of all the major destinations with a 15.6% decline compared to 2000. Mexico was the most popular overseas destination in 2001 despite a slight decline in visits.

Visits to warm destination spots fuelled the growth in overseas travel as the number of Canadian overnight visits to Cuba and the Dominican Republic increased by 33.8% and 34.4% respectively in 2001. It is notable that the vast majority of visits to sunny overseas destinations occurred in the first half of the year, thus escaping the effects of September 11.

Figure 6

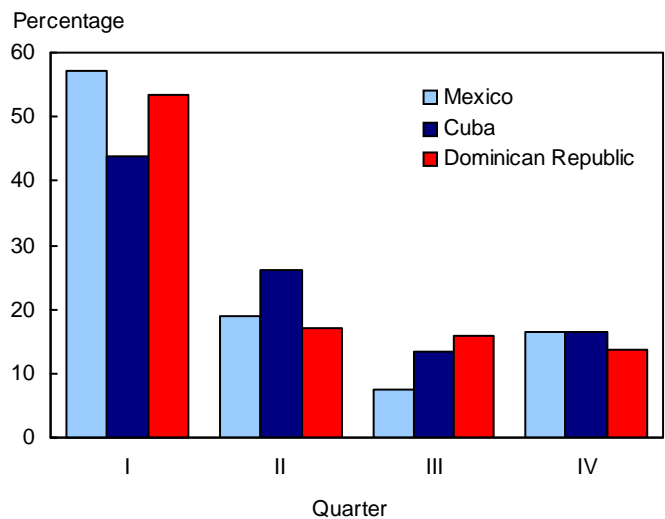
Quarterly distribution of Canadian overnight visits to the top three sunny destinations, 2001

Table 10

Top 10 overseas countries with overnight visits by Canadian residents, 2000 and 2001

	Quarter				Total	2000	2001
	I	II	III	IV			
	% change 2000 to 2001					thousands	
Mexico	-2.6	-1.2	31.5	-3.2	-0.5	692	689
United Kingdom	-15.1	-25.3	-0.4	-28.5	-15.6	797	673
France	77.7	-17.5	8.1	-6.7	4.4	461	481
Cuba	26.9	115.6	61.2	-16.3	33.8	260	348
Dominican Republic	15.7	23.5	72.2	160.3	34.4	187	251
Germany	7.4	-4.9	-23.2	-7.3	-11.6	284	251
Italy	0.2	26.4	-13.4	-3.5	-0.5	232	231
Spain	39.6	52.6	-8.6	-21.1	14.6	142	162
Netherlands	72.0	-4.4	-5.4	-31.5	-5.6	155	146
Switzerland	51.8	24.2	-28.0	-19.8	-2.1	145	142

International travel account

Canada's international travel deficit – the difference between what Canadian residents spend abroad and what foreigners spend in Canada – dropped in 2001 to its lowest figure since 1999 when it was under \$2.0 billion. Foreign visitors increased their spending in Canada by 2.6% to \$16.4 billion while Canadian travellers increased their spending in foreign countries by only 1.0% to \$18.6 billion. The resulting lower travel deficit was 9.3% less in 2001 than in 2000 at \$2.2 billion, \$4.1 billion less than when it was at its peak in 1992.

Travel deficit with the U.S. drops sharply

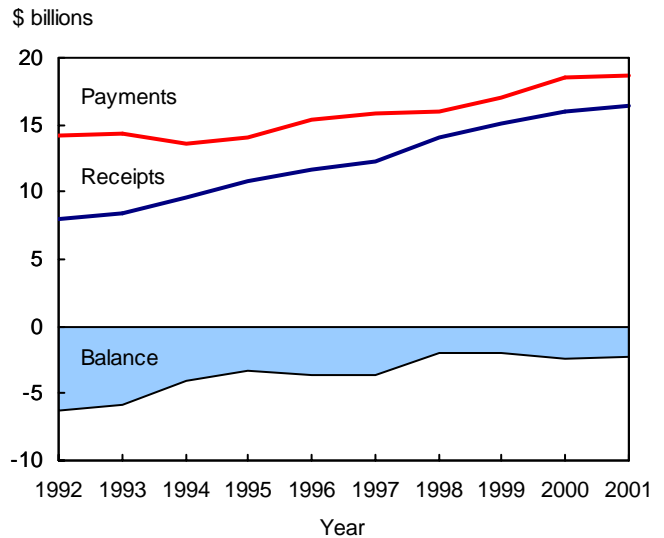
Canada's travel deficit with the United States drop sharply in 2001 as American spending in Canada increased noticeably in the first half of the year while spending by Canadian travellers in the U.S. decreased sharply in the second half of the year. As a result, the travel deficit with the U.S. dropped from \$2.1 billion in 2000 to \$1.3 billion in 2001.

Travel deficit with countries other than the U.S. doubles

Spending in Canada by overseas travellers declined 1.2% compared with 2000, posting a total of \$6.5 billion in 2001. On the other hand, spending by Canadian travellers in

Figure 7

Canada's international travel deficit, 1992 to 2001



overseas countries increased 6.3% to \$7.4 billion in 2001, despite a 9.1% drop in the fourth quarter. Consequently, the travel deficit with overseas countries more than doubled from \$0.4 billion in 2000 to \$0.9 billion in 2001.

Table 11

Receipts and payments on Canada's travel account with the United States, not seasonally adjusted, 2000 and 2001

	Quarter				Total	2000	2001
	I	II	III	IV			
	% change 2000 to 2001					\$ millions	
Receipts	7.1	12.3	3.2	-1.7	5.3	9,449	9,947
Payments	5.9	3.1	-8.5	-12.1	-2.2	11,500	11,251
Balance						-2,051	-1,305

Table 1

Estimates of the balance of payments on travel account between Canada and other countries, quarterly, 1992-2001¹

Quarter	1992	1993	1994	1995	1996	1997	1998	1999	2000	2001 ²
\$'000,000										
All countries										
Receipts										
I	1,192	1,157	1,270	1,514	1,618	1,708	1,975	2,297	2,527	2,754
II	2,067	2,112	2,366	2,718	3,059	3,154	3,598	3,755	4,089	4,338
III	3,222	3,694	4,154	4,642	5,043	5,178	5,892	6,336	6,502	6,556
IV	1,416	1,516	1,768	1,945	2,028	2,181	2,553	2,754	2,879	2,766
Total	7,897	8,479	9,558	10,819	11,748	12,221	14,018	15,142	15,997	16,414
Payments										
I	4,004	3,832	3,854	3,874	4,379	4,415	4,535	4,646	5,023	5,601
II	3,702	3,744	3,748	3,629	3,904	4,059	4,218	4,323	4,817	5,015
III	3,772	3,812	3,307	3,570	3,891	4,047	3,832	4,184	4,467	4,333
IV	2,777	2,970	2,770	3,019	3,179	3,352	3,444	3,939	4,137	3,685
Total	14,255	14,358	13,679	14,092	15,353	15,873	16,029	17,092	18,444	18,634
Balance										
I	-2,811	-2,675	-2,584	-2,360	-2,760	-2,707	-2,559	-2,349	-2,496	-2,847
II	-1,635	-1,632	-1,382	-912	-844	-905	-620	-568	-728	-677
III	-550	-118	847	1,072	1,152	1,131	2,060	2,152	2,035	2,223
IV	-1,361	-1,454	-1,002	-1,074	-1,151	-1,171	-890	-1,185	-1,258	-919
Total	-6,357	-5,879	-4,121	-3,274	-3,603	-3,652	-2,009	-1,950	-2,447	-2,220
United States										
Receipts										
I	568	570	657	808	859	878	1,140	1,381	1,469	1,573
II	1,190	1,211	1,356	1,532	1,701	1,803	2,192	2,305	2,373	2,665
III	1,939	2,269	2,466	2,649	2,848	3,022	3,721	4,004	3,955	4,083
IV	717	828	990	1,038	1,081	1,218	1,553	1,675	1,652	1,625
Total	4,414	4,878	5,469	6,027	6,489	6,921	8,606	9,365	9,449	9,947
Payments										
I	2,990	2,719	2,611	2,564	2,957	2,938	2,912	2,824	3,187	3,376
II	2,777	2,778	2,625	2,457	2,677	2,776	2,815	2,860	3,114	3,210
III	2,628	2,583	2,051	2,194	2,425	2,452	2,174	2,631	2,660	2,433
IV	1,944	1,988	1,758	1,929	2,004	2,115	2,049	2,486	2,539	2,232
Total	10,339	10,068	9,045	9,144	10,063	10,281	9,950	10,801	11,500	11,251
Balance										
I	-2,422	-2,148	-1,953	-1,756	-2,098	-2,060	-1,772	-1,443	-1,718	-1,803
II	-1,587	-1,568	-1,269	-925	-976	-972	-623	-555	-741	-545
III	-689	-314	415	456	424	570	1,547	1,373	1,295	1,651
IV	-1,226	-1,159	-768	-891	-923	-897	-496	-811	-887	-608
Total	-5,924	-5,189	-3,575	-3,116	-3,573	-3,359	-1,344	-1,436	-2,051	-1,305
Other countries										
Receipts										
I	624	587	613	706	759	830	835	916	1,058	1,181
II	877	901	1,010	1,186	1,359	1,351	1,406	1,450	1,716	1,673
III	1,283	1,425	1,688	1,993	2,195	2,156	2,171	2,332	2,547	2,472
IV	699	688	778	907	947	963	1,000	1,078	1,227	1,142
Total	3,483	3,601	4,089	4,792	5,260	5,300	5,412	5,776	6,548	6,468
Payments										
I	1,014	1,113	1,243	1,310	1,422	1,477	1,623	1,822	1,836	2,225
II	925	966	1,123	1,172	1,227	1,283	1,403	1,463	1,703	1,805
III	1,144	1,229	1,256	1,376	1,466	1,595	1,657	1,553	1,807	1,900
IV	833	983	1,012	1,090	1,175	1,237	1,395	1,453	1,598	1,453
Total	3,916	4,291	4,634	4,948	5,290	5,593	6,078	6,291	6,943	7,383
Balance										
I	-390	-527	-631	-604	-662	-647	-787	-906	-778	-1,045
II	-48	-64	-112	14	132	67	3	-13	13	-132
III	139	196	432	616	728	561	513	779	740	572
IV	-134	-295	-233	-183	-228	-274	-395	-375	-371	-311
Total	-433	-690	-545	-157	-30	-293	-666	-515	-396	-915

See footnote(s) at end of statistical tables.

Table 2
Components of the receipts and payments on travel account, 1992-2001¹

Components	1992	1993	1994	1995	1996	1997	1998	1999	2000	2001
	\$'000,000									
All countries										
Receipts										
Spending in Canada	6,847	7,527	8,617	9,858	10,796	11,199	12,938	14,031	14,813	15,081
Selected supplementary:	1,051	953	941	961	953	1,022	1,081	1,111	1,184	1,333
Medical	68	66	70	85	87	88	90	92	94	96
Education	915	810	778	783	765	824	849	844	914	1,070
Crew spending	69	77	93	93	101	110	142	175	177	166
Total	7,897	8,479	9,558	10,819	11,748	12,221	14,018	15,142	15,997	16,414
Payments										
Spending abroad	13,563	13,617	12,885	13,131	14,327	14,804	14,856	15,746	16,976	16,949 ⁴
Selected supplementary:	692	742	793	962	1,026	1,069	1,172	1,346	1,468	1,685
Medical	186	132	98	184	199	225	263	286	317	352
Education	426	515	595	668	700	715	776	889	982	1,175
Crew spending	81	95	100	110	128	129	133	171	169	159
Total	14,255	14,358	13,679	14,092	15,353	15,873	16,029	17,092	18,444	18,634
United States										
Receipts										
Spending in Canada	4,229	4,694	5,258	5,801	6,258	6,669	8,317	9,048	9,126	9,620
Selected supplementary:	186	184	210	226	231	252	290	317	323	326
Medical	54	53	55	64	63	65	70	71	72	75
Education	80	70	77	84	83	95	96	91	95	108
Crew spending	52	61	78	78	85	91	124	156	156	143
Total	4,414	4,878	5,469	6,027	6,489	6,921	8,606	9,365	9,449	9,947
Payments										
Spending in United States ²	9,738	9,436	8,363	8,340	9,203	9,373	8,961	9,716	10,332	9,936 ⁴
Selected supplementary:	600	632	682	804	860	906	990	1,085	1,169	1,315
Medical	176	122	90	171	184	210	244	266	295	327
Education	353	424	502	535	559	583	628	665	722	850
Crew spending	72	86	90	98	116	115	117	155	151	139
Total	10,339	10,068	9,045	9,144	10,063	10,281	9,950	10,801	11,500	11,251
Other countries										
Receipts										
Spending in Canada	2,618	2,833	3,359	4,057	4,538	4,530	4,621	4,983	5,686	5,461
Selected supplementary:	866	768	731	734	722	770	791	794	861	1,006
Medical	13	14	15	21	23	22	20	21	22	21
Education	835	740	701	698	682	729	753	754	819	963
Crew spending	17	15	15	15	17	18	18	19	21	23
Total	3,483	3,601	4,089	4,792	5,260	5,300	5,412	5,776	6,548	6,468
Payments										
Spending in other countries ³	3,824	4,182	4,523	4,790	5,124	5,430	5,896	6,030	6,644	7,013 ⁴
Selected supplementary:	92	110	111	158	166	163	183	261	299	370
Medical	10	10	8	13	14	16	18	20	22	25
Education	73	91	93	133	140	133	148	225	260	325
Crew spending	8	9	10	12	12	14	16	16	18	20
Total	3,916	4,291	4,634	4,948	5,290	5,593	6,078	6,291	6,943	7,383

See footnote(s) at end of statistical tables.

Table 3

Receipts and payments on travel account related to Canada's imports and exports (balance of payments basis), 1992-2001¹

Item	1992	1993	1994	1995	1996	1997	1998	1999	2000	2001
	\$'000,000									
Receipts										
Travel receipts	7,898	8,480	9,558	10,819	11,749	12,221	14,019	15,141	15,997	16,414
Total current account receipts	205,455	235,576	285,601	330,978	351,038	385,415	414,777	458,767	528,643	513,264
Percent	3.8	3.6	3.4	3.3	3.3	3.2	3.4	3.3	3.0	3.2
Total services receipts	25,122	28,230	32,750	35,796	39,886	43,755	50,223	53,039	57,144	56,612
Percent	31.4	30.0	29.2	30.2	29.5	27.9	27.9	28.5	28.0	29.0
Total goods receipts	163,464	190,213	228,167	265,334	280,079	303,378	327,162	367,171	425,587	414,638
Percent	4.8	4.5	4.2	4.1	4.2	4.0	4.3	4.1	3.8	4.0
Exports by commodity groupings										
Agricultural and fishing products	15,339	16,152	18,814	20,966	23,168	24,774	25,040	25,572	27,501	30,883
Energy products	15,452	17,751	19,200	20,393	26,053	27,178	23,812	29,821	53,159	54,743
Forestry products	20,017	23,380	29,128	36,745	34,529	35,105	35,441	39,744	42,164	39,309
Industrial goods	32,380	35,219	42,498	50,899	52,333	56,634	59,169	59,412	67,245	66,797
Machinery and equipment	31,893	36,848	45,700	56,032	61,936	68,934	80,704	87,921	107,799	99,732
Automotive products	38,101	48,609	57,608	62,917	63,370	69,470	78,461	97,292	98,112	92,861
Consumer goods	4,469	5,608	7,102	8,316	9,501	10,727	12,566	13,691	14,899	15,973
Other	5,812	6,647	8,117	9,065	9,191	10,557	11,968	13,718	14,708	14,340
Total	163,464	190,213	228,167	265,334	280,079	303,378	327,162	367,171	425,587	414,638
Payments										
Travel payments	14,255	14,359	13,678	14,093	15,353	15,873	16,029	17,092	18,444	18,634
Total current account payments	230,815	263,670	303,331	337,078	346,438	396,812	426,140	456,771	500,862	483,216
Percent	6.2	5.4	4.5	4.2	4.4	4.0	3.8	3.7	3.7	3.9
Total service payments	37,245	41,840	44,413	45,933	48,961	52,619	56,549	60,191	64,565	64,994
Percent	38.3	34.3	30.8	30.7	31.4	30.2	28.3	28.4	28.6	28.7
Total goods payments	154,430	177,123	207,872	229,936	237,689	277,727	303,399	326,961	363,432	350,623
Percent	9.2	8.1	6.6	6.1	6.5	5.7	5.3	5.2	5.1	5.3
Imports by commodity groupings										
Agricultural and fishing products	9,736	11,014	12,577	13,375	14,138	15,651	17,254	17,655	18,558	20,359
Energy products	6,478	6,969	6,960	7,237	9,605	10,628	8,634	10,708	17,860	17,753
Forestry products	1,387	1,566	1,810	2,038	1,914	2,386	2,503	2,743	3,063	2,886
Industrial goods	27,278	32,162	39,187	45,569	46,484	54,563	60,293	62,173	70,476	68,457
Machinery and equipment	46,674	53,096	65,717	75,700	76,384	91,339	101,124	108,247	122,787	112,422
Automotive products	33,680	39,944	47,835	50,086	51,107	60,826	66,790	75,934	77,431	72,545
Consumer goods	18,943	21,368	23,441	25,546	25,840	29,766	34,576	36,999	40,109	42,927
Other	10,253	11,005	10,346	10,385	12,217	12,569	12,226	12,501	13,147	13,273
Total	154,430	177,123	207,872	229,936	237,689	277,727	303,399	326,961	363,432	350,623

Sources: Cansim tables no. 376-0001 and 376-0006.

Table 4

International travel accounts of selected countries, 1992-2001¹

Country	1992	1993	1994	1995	1996	1997	1998	1999	2000	2001
	US\$'000,000									
Receipts										
Australia	4,591	4,946	6,564	7,873	9,072	8,782	7,336	8,014	8,463	7,693
Austria	14,608	13,537	12,202	13,435	12,830	11,018	11,241	11,096	9,998	10,244
Belgium ²	4,101	4,054	5,182	5,859	4,893	5,267	5,443	7,316	7,442	7,622
Canada	7,148	7,265	6,981	7,917	8,607	8,819	9,414	10,203	10,847	10,783
China	3,530	4,683	7,323	8,730	10,200	12,074	12,602	14,098	16,231	17,792
Dominican Republic	841	1,235	1,429	1,571	1,781	2,099	2,153	2,483	2,860	2,690
France ³	25,406	23,511	24,796	27,587	28,352	27,402	29,490	31,559	30,925	30,454
Germany	15,113	14,015	14,912	17,903	17,701	17,829	18,376	18,071	18,404	17,196
Greece	3,272	3,335	3,905	4,135	3,723	3,773	..	8,786	9,219	9,155
Italy	23,045	22,019	24,741	28,731	30,017	29,714	29,809	28,350	27,493	25,815
Japan	3,587	3,556	3,478	3,224	4,081	4,329	3,743	3,431	3,373	3,306
South Korea	2,690	2,964	3,340	5,150	4,880	4,731	6,908	6,841	6,834	6,292
Mexico	6,084	6,167	6,363	6,179	6,756	7,375	7,493	7,224	8,293	8,400
Netherlands	6,000	5,391	5,435	6,578	6,568	6,299	6,796	6,979	7,196	6,710
Spain	22,363	19,603	21,648	25,510	27,525	26,754	29,905	32,302	30,978	32,718
Switzerland	8,173	7,623	8,360	9,459	8,891	7,945	7,991	7,833	7,772	7,509
United Kingdom	14,389	14,251	16,715	20,487	21,389	22,586	23,689	22,716	21,769	18,178
United States	60,920	65,674	69,310	74,810	81,800	86,180	84,960	89,280	97,820	90,090
Payments										
Australia	3,891	3,672	4,325	4,979	5,786	6,136	5,417	6,046	6,107	5,807
Austria	8,454	8,248	8,854	10,887	11,015	10,062	9,581	9,151	8,463	8,885
Belgium ²	6,714	6,338	7,773	9,003	8,562	8,281	8,794	10,437	10,178	10,548
Canada	13,764	13,250	10,021	10,260	11,254	11,480	10,849	11,469	12,352	11,646
China	2,512	2,797	3,036	3,688	4,474	8,130	9,205	10,864	13,114	13,909
Dominican Republic	159	113	145	173	198	221	254	264	309	287
France ³	14,053	12,803	13,853	16,358	17,748	17,490	18,818	18,710	17,923	18,060
Germany	40,706	40,024	45,455	52,174	52,953	48,094	48,906	50,627	47,502	46,115
Greece	1,188	1,004	1,125	1,323	1,210	1,327	..	3,991	4,558	4,177
Italy	18,370	14,273	13,942	14,829	15,805	16,631	17,579	16,891	15,685	14,210
Japan	26,837	26,857	30,703	36,764	37,058	33,009	28,806	32,772	31,884	26,531
South Korea	3,213	3,533	4,513	6,341	7,482	6,988	3,470	4,881	7,132	7,585
Mexico	6,107	5,562	5,338	3,171	3,388	3,893	4,210	4,542	5,500	5,702
Netherlands	9,665	8,917	9,371	11,674	12,276	11,227	12,005	12,027	12,191	11,993
Spain	5,570	4,734	4,160	4,479	4,922	4,497	5,016	5,489	5,476	5,961
Switzerland	6,154	5,972	6,417	7,420	7,625	6,987	6,814	6,774	6,346	6,350
United Kingdom	20,182	19,499	22,601	24,926	25,962	28,529	33,452	37,034	38,262	37,939
United States	39,264	41,629	44,910	46,210	49,500	53,600	58,280	60,840	67,670	62,670
Balance										
Australia	700	1,274	2,239	2,894	3,286	2,646	1,919	1,968	2,356	1,886
Austria	6,154	5,289	3,348	2,548	1,815	956	1,660	1,945	1,535	1,359
Belgium ²	-2,613	-2,284	-2,591	-3,144	-3,669	-3,014	-3,351	-3,121	-2,736	-2,926
Canada	-6,616	-5,985	-3,040	-2,343	-2,647	-2,661	-1,435	-1,266	-1,505	-863
China	1,018	1,886	4,287	5,042	5,726	3,944	3,397	3,234	3,117	3,883
Dominican Republic	682	1,122	1,284	1,398	1,583	1,878	1,899	2,219	2,551	2,403
France ³	11,353	10,708	10,943	11,229	10,604	9,912	10,672	12,849	13,002	12,394
Germany	-25,593	-26,009	-30,543	-34,271	-35,252	-30,265	-30,530	-32,556	-29,098	-28,919
Greece	2,084	2,331	2,780	2,812	2,513	2,446	..	4,795	4,661	4,978
Italy	4,675	7,746	10,799	13,902	14,212	13,083	12,230	11,459	11,808	11,605
Japan	-23,250	-23,301	-27,225	-33,540	-32,977	-28,680	-25,063	-29,341	-28,511	-23,225
South Korea	-523	-569	-1,173	-1,191	-2,602	-2,257	3,438	1,960	-298	-1,293
Mexico	-23	605	1,025	3,008	3,368	3,482	3,283	2,682	2,793	2,698
Netherlands	-3,665	-3,526	-3,936	-5,096	-5,708	-4,928	-5,209	-5,048	-4,995	-5,283
Spain	16,793	14,869	17,488	21,031	22,603	22,257	24,889	26,813	25,502	26,757
Switzerland	2,019	1,651	1,943	2,039	1,266	958	1,177	1,059	1,426	1,159
United Kingdom	-5,793	-5,248	-5,886	-4,439	-4,573	-5,943	-9,763	-14,318	-16,493	-19,761
United States	21,656	24,045	24,400	28,600	32,300	32,580	26,680	28,440	30,150	27,420

See footnote(s) at end of statistical tables.

Source: Balance of Payments Statistics Yearbook, 2002, published by the International Monetary Fund.

Table 5

Person-trips by international travellers entering or returning to Canada, by duration, 1992-2001

Traveller category	1992	1993	1994	1995	1996	1997	1998	1999	2000	2001
	'000									
Non-resident travellers										
Same day										
United States	20,609	20,599	22,316	24,325	25,563	27,089	28,965	29,450	28,805	27,301
Other countries	381	397	363	400	409	352	271	239	278	265
Total	20,990	20,995	22,679	24,725	25,971	27,441	29,236	29,689	29,083	27,566
One or more nights										
United States	11,819	12,024	12,542	13,005	12,909	13,401	14,893	15,180	15,188	15,570
Other countries	2,922	3,081	3,429	3,927	4,377	4,234	3,935	4,187	4,366	4,010
Total	14,741	15,105	15,972	16,932	17,285	17,636	18,828	19,367	19,555	19,581
All trips										
United States	32,427	32,623	34,859	37,330	38,471	40,490	43,857	44,630	43,994	42,871
Other countries	3,303	3,478	3,792	4,327	4,785	4,586	4,207	4,425	4,644	4,275
Total	35,731	36,100	38,651	41,657	43,256	45,076	48,064	49,055	48,638	47,147
Resident travellers										
Same day										
United States	58,129	49,448	39,343	37,491	37,398	35,815	29,337	28,081	28,000	24,841
Other countries	0	0	0	0	0	0	0	0	0	0
Total	58,129	49,448	39,343	37,491	37,398	35,815	29,337	28,081	28,000	24,841
One or more nights										
United States	18,598	17,293	14,970	14,663	15,301	15,127	13,430	14,116	14,666	13,527
Other countries	3,103	3,268	3,374	3,543	3,672	3,984	4,218	4,252	4,516	4,832
Total	21,701	20,561	18,344	18,206	18,973	19,111	17,648	18,368	19,182	18,359
All trips										
United States	76,728	66,741	54,313	52,153	52,699	50,942	42,768	42,196	42,666	38,368
Other countries	3,103	3,268	3,374	3,543	3,672	3,984	4,218	4,252	4,516	4,832
Total	79,830	70,009	57,687	55,697	56,371	54,925	46,985	46,448	47,182	43,201
Other travellers										
Non-resident crews	2,686	2,806	2,918	2,952	3,061	3,146	3,168	3,324	3,356	3,149
Resident crews	2,929	3,276	3,679	4,050	4,363	4,661	5,029	5,475	5,720	5,634
Other ¹	301	332	323	323	339	330	318	309	350	348
Total	5,916	6,414	6,919	7,325	7,763	8,137	8,515	9,109	9,426	9,131
Grand total	121,477	112,523	103,257	104,679	107,390	108,139	103,564	104,613	105,246	99,478

See footnote(s) at end of statistical tables.

Table 6

Person-trips by United States residents entering Canada, by type of transportation, quarterly, 1992-2001

Type of transportation	1992	1993	1994	1995	1996	1997	1998	1999	2000	2001
	'000									
First quarter										
Same day – Total	3,771	3,622	3,600	4,392	4,879	5,245	5,600	5,597	5,727	5,910
One or more nights										
Automobile	969	901	947	1,011	966	1,013	1,071	1,165	1,247	1,331
Plane	362	381	399	433	511	530	577	668	680	699
Bus	67	68	66	86	88	106	96	109	114	122
Other types ¹	45	38	41	43	40	45	60	67	58	69
Total	1,442	1,389	1,453	1,573	1,605	1,693	1,804	2,008	2,099	2,220
Grand total	5,214	5,012	5,053	5,965	6,484	6,939	7,404	7,605	7,825	8,130
Second quarter										
Same day – Total	5,410	5,282	5,513	6,210	6,628	6,987	7,198	7,724	7,490	7,699
One or more nights										
Automobile	2,130	2,068	2,194	2,294	2,192	2,118	2,367	2,421	2,441	2,577
Plane	600	632	643	720	843	843	958	962	1,009	1,074
Bus	196	206	231	222	239	246	242	252	237	227
Other types ¹	213	232	233	232	225	273	283	250	322	374
Total	3,140	3,139	3,300	3,467	3,499	3,480	3,850	3,885	4,009	4,252
Grand total	8,549	8,421	8,813	9,678	10,127	10,467	11,047	11,609	11,500	11,951
Third quarter										
Same day – Total	7,113	7,341	7,980	8,413	8,447	8,865	9,448	9,614	9,352	8,892
One or more nights										
Automobile	3,872	3,932	4,144	4,082	3,879	3,886	4,368	4,432	4,204	4,374
Plane	761	840	854	1,000	1,079	1,162	1,265	1,303	1,319	1,279
Bus	296	292	325	312	324	321	307	309	312	255
Other types ¹	381	404	422	450	434	570	626	587	629	647
Total	5,310	5,468	5,746	5,844	5,716	5,939	6,566	6,631	6,464	6,555
Grand total	12,423	12,809	13,726	14,257	14,163	14,804	16,014	16,245	15,815	15,446
Fourth quarter										
Same day – Total	4,315	4,354	5,223	5,310	5,608	5,991	6,719	6,515	6,237	4,801
One or more nights										
Automobile	1,294	1,358	1,357	1,315	1,288	1,382	1,596	1,591	1,565	1,608
Plane	476	517	509	615	614	689	823	827	828	730
Bus	106	107	120	130	122	140	159	140	134	104
Other types ¹	51	46	58	60	65	78	95	97	89	101
Total	1,927	2,028	2,043	2,120	2,089	2,289	2,673	2,655	2,617	2,543
Grand total	6,241	6,382	7,266	7,430	7,697	8,281	9,393	9,171	8,853	7,344
Year										
Same day – Total	20,609	20,599	22,316	24,325	25,563	27,089	28,965	29,450	28,805	27,301
One or more nights										
Automobile	8,265	8,260	8,642	8,702	8,325	8,399	9,402	9,609	9,457	9,889
Plane	2,199	2,370	2,406	2,769	3,047	3,224	3,623	3,760	3,835	3,782
Bus	665	674	741	749	772	813	804	810	798	708
Other types ¹	690	721	754	785	764	966	1,064	1,001	1,098	1,191
Total	11,819	12,024	12,542	13,005	12,909	13,401	14,893	15,180	15,188	15,570
Grand total	32,427	32,623	34,859	37,330	38,471	40,490	43,857	44,630	43,994	42,871

See footnote(s) at end of statistical tables.

Table 7

Person-trips by residents of countries other than the United States entering Canada, by type of entry, quarterly, 1992-2001

Type of entry	1992	1993	1994	1995	1996	1997	1998	1999	2000	2001
	'000									
First quarter										
Direct air and sea	187	202	222	256	310	347	336	372	391	426
Via the United States										
Land, same day	40	41	39	42	30	44	19	17	26	16
Land, one or more nights	73	67	71	88	85	113	58	52	64	51
Total, land	113	109	110	130	115	157	77	69	89	67
Air and sea	89	82	89	98	111	117	109	123	135	143
Total, via United States	202	191	200	227	225	274	186	192	225	209
Grand total	389	393	421	483	536	622	521	564	616	636
Second quarter										
Direct air and sea	463	495	541	606	685	695	691	707	797	774
Via the United States										
Land, same day	75	80	78	95	105	84	73	48	62	55
Land, one or more nights	164	162	198	227	288	209	146	139	146	125
Total, land	240	242	277	322	393	293	219	187	208	180
Air and sea	160	169	179	207	239	238	243	260	279	275
Total, via United States	400	411	456	529	632	530	461	447	487	455
Grand total	863	906	997	1,135	1,317	1,225	1,152	1,154	1,284	1,229
Third quarter										
Direct air and sea	718	800	875	996	1,061	1,094	1,032	1,068	1,169	1,089
Via the United States										
Land, same day	170	167	160	169	167	149	100	96	82	77
Land, one or more nights	344	346	394	482	536	388	301	282	254	204
Total, land	514	513	555	650	703	537	401	378	336	281
Air and sea	261	274	298	323	362	371	375	462	402	384
Total, via United States	775	788	852	973	1,065	907	776	840	738	664
Grand total	1,493	1,587	1,727	1,969	2,126	2,001	1,808	1,908	1,907	1,754
Fourth quarter										
Direct air and sea	259	279	327	370	398	420	438	459	520	426
Via the United States										
Land, same day	71	77	56	58	64	42	37	33	35	19
Land, one or more nights	117	122	134	162	187	103	95	96	95	73
Total, land	188	199	190	220	251	146	132	129	130	91
Air and sea	112	113	129	149	157	172	155	211	187	140
Total, via United States	300	313	320	369	408	318	287	340	317	231
Grand total	559	592	647	739	806	738	725	799	837	657
Year										
Direct air and sea	1,626	1,776	1,965	2,228	2,454	2,557	2,496	2,606	2,877	2,715
Via the United States										
Land, same day	356	365	334	364	365	319	229	194	205	166
Land, one or more nights	698	698	798	958	1,096	813	600	568	559	453
Total, land	1,055	1,063	1,132	1,322	1,462	1,132	829	763	764	619
Air and sea	623	638	695	776	869	897	881	1,057	1,003	941
Total, via United States	1,677	1,702	1,827	2,098	2,331	2,030	1,710	1,819	1,767	1,560
Grand total	3,303	3,478	3,792	4,327	4,785	4,586	4,207	4,425	4,644	4,275

Table 8

Person-trips by Canadian residents returning from the United States, by type of transportation, quarterly, 1992-2001

Type of transportation	1992	1993	1994	1995	1996	1997	1998	1999	2000	2001
	'000									
First quarter										
Same day – Total	13,812	10,951	9,024	7,937	8,277	8,035	6,769	5,828	6,261	5,974
One or more nights										
Automobile	2,545	2,207	1,880	1,716	1,770	1,732	1,455	1,318	1,483	1,446
Plane	1,289	1,328	1,246	1,173	1,472	1,456	1,422	1,411	1,595	1,572
Bus	150	150	129	141	135	159	136	127	147	140
Other types ¹	28	25	25	26	22	28	27	27	29	36
Total	4,012	3,710	3,281	3,055	3,399	3,375	3,040	2,883	3,254	3,194
Grand total	17,824	14,661	12,304	10,992	11,676	11,410	9,809	8,711	9,515	9,169
Second quarter										
Same day – Total	15,384	13,560	9,930	9,766	9,895	9,223	8,091	7,154	7,196	6,826
One or more nights										
Automobile	3,164	2,914	2,486	2,374	2,331	2,210	2,034	1,960	1,959	1,874
Plane	909	919	913	884	1,066	1,136	1,116	1,191	1,340	1,260
Bus	182	206	188	182	181	199	199	205	215	202
Other types ¹	133	142	132	150	168	176	182	179	187	221
Total	4,388	4,180	3,719	3,590	3,745	3,721	3,531	3,534	3,702	3,556
Grand total	19,772	17,741	13,649	13,356	13,640	12,945	11,622	10,688	10,898	10,383
Third quarter										
Same day – Total	16,613	13,989	11,054	10,935	10,544	10,337	7,994	8,261	8,108	7,267
One or more nights										
Automobile	5,518	4,927	3,825	3,815	3,803	3,645	2,792	3,122	3,106	2,990
Plane	690	707	679	742	875	913	887	1,050	1,119	922
Bus	179	186	193	185	197	207	186	200	205	179
Other types ¹	365	384	323	300	314	307	301	332	330	335
Total	6,751	6,204	5,019	5,042	5,189	5,072	4,166	4,704	4,761	4,427
Grand total	23,363	20,193	16,074	15,978	15,733	15,409	12,160	12,965	12,869	11,694
Fourth quarter										
Same day – Total	12,320	10,949	9,335	8,853	8,682	8,219	6,484	6,838	6,434	4,774
One or more nights										
Automobile	2,326	2,106	1,867	1,780	1,676	1,616	1,325	1,469	1,419	1,282
Plane	920	902	872	1,002	1,083	1,130	1,178	1,310	1,317	902
Bus	149	141	154	145	159	163	139	162	161	108
Other types ¹	52	49	58	47	50	50	51	54	53	58
Total	3,447	3,199	2,951	2,975	2,968	2,959	2,693	2,994	2,950	2,349
Grand total	15,768	14,147	12,286	11,827	11,650	11,178	9,177	9,832	9,384	7,123
Year										
Same day – Total	58,129	49,448	39,343	37,491	37,398	35,815	29,337	28,081	28,000	24,841
One or more nights										
Automobile	13,552	12,154	10,057	9,686	9,579	9,203	7,605	7,869	7,967	7,593
Plane	3,807	3,857	3,710	3,802	4,496	4,636	4,603	4,962	5,372	4,655
Bus	660	683	665	652	672	728	661	694	728	629
Other types ¹	578	599	538	523	554	561	561	592	599	649
Total	18,598	17,293	14,970	14,663	15,301	15,127	13,430	14,116	14,666	13,527
Grand total	76,728	66,741	54,313	52,153	52,699	50,942	42,768	42,196	42,666	38,368

See footnote(s) at end of statistical tables.

Table 9

Overnight travel abroad by Canadian residents, related to selected economic and demographic series, 1992-2001

Selected series		1992	1993	1994	1995	1996	1997	1998	1999	2000	2001
Person-trips, one or more nights	'000	21,701	20,561	18,344	18,206	18,973	19,111	17,648	18,368	19,182	18,359
Change	%	-1.1	-5.3	-10.8	-0.8	4.2	0.7	-7.7	4.1	4.5	-4.3
Population of Canada	'000	28,377	28,703	29,036	29,354	29,672	29,987	30,248	30,509	30,791	31,111
Change	%	1.2	1.2	1.2	1.1	1.1	1.1	0.9	0.9	0.9	1.0
Adult population (18 years and over)	'000	21,351	21,621	21,906	22,188	22,466	22,778	23,063	23,361	23,673	24,020
Change	%	1.2	1.3	1.3	1.3	1.3	1.4	1.3	1.3	1.3	1.5
Employed labour force	'000	12,760	12,858	13,112	13,357	13,463	13,774	14,140	14,531	14,910	15,077
Change	%	-0.7	0.8	2.0	1.9	0.8	2.3	2.7	2.8	2.6	1.1
GDP at market prices	\$'000,000	700,480	727,184	770,873	810,426	836,864	882,733	914,973	982,441	1,075,566	1,107,459
Change	%	2.2	3.8	6.0	5.1	3.3	5.5	3.7	7.4	9.5	3.0
CPI	1992=100	100.0	101.8	102.0	104.2	105.9	107.6	108.6	110.5	113.5	116.4
Change	%	1.5	1.8	0.2	2.2	1.6	1.6	0.9	1.7	2.7	2.6
Disposable income ¹	\$'000,000	483,370	494,944	501,678	519,588	527,783	546,166	568,766	596,657	637,673	665,924
Change	%	2.3	2.4	1.4	3.6	1.6	3.5	4.1	4.9	6.9	4.4
Per capita disposable income ¹	\$	17,034	17,244	17,278	17,701	17,787	18,213	18,803	19,563	20,724	21,425
Change	%	1.1	1.2	0.2	2.4	0.5	2.4	3.2	4.0	5.9	3.4
Exchange rate (in Canadian currency)											
Australia	(dollar)	0.8877	0.8765	0.9997	1.0173	1.0678	1.0292	0.9333	0.9590	0.8630	0.8007
China	(renminbi)	0.1681	0.1792	0.1795	0.1794	0.1871
East Caribbean	(dollar)	0.4476	0.4777	0.5059	0.5084	0.5051	0.5128	0.5493	0.5504	0.5501	0.5765
European Monetary Union	(EURO)	1.5847	1.3704	1.3868
France	(franc)	0.2289	0.2280	0.2468	0.2754	0.2666	0.2375	0.2522	0.2417	0.2089	0.2115
Germany	(mark)	0.7760	0.7808	0.8443	0.9589	0.9066	0.7993	0.8454	0.8106	0.7007	0.7093
Hong Kong	(dollar)	0.1562	0.1668	0.1767	0.1774	0.1763	0.1788	0.1915	0.1915	0.1906	0.1986
Israel	(shekel)	0.4920	0.4558	0.4536	0.4562	0.4280	0.4017	0.3914	0.3590	0.3642	0.3681
Italy	(lira)	0.0010	0.0008	0.0008	0.0008	0.0009	0.0008	0.0009	0.0008	0.0007	0.0007
Japan	(yen)	0.0096	0.0116	0.0134	0.0147	0.0125	0.0115	0.0114	0.0131	0.0138	0.0128
Mexico ²	(nuevo peso)	0.0004	0.4146	0.4069	0.2162	0.1795	0.1749	0.1627	0.1555	0.1571	0.1659
Netherlands	(guilder)	0.6892	0.6950	0.7528	0.8561	0.8092	0.7102	0.7500	0.7194	0.6218	0.6295
South Korea	(won)	0.0015	0.0016	0.0017	0.0018	0.0017	0.0015	0.0011	0.0012	0.0013	0.0012
Spain	(peseta)	0.0118	0.0102	0.0102	0.0110	0.0108	0.0095	0.0100	0.0095	0.0082	0.0083
Switzerland	(franc)	0.8630	0.8738	1.0022	1.1631	1.1044	0.9550	1.0264	0.9904	0.8796	0.9189
Taiwan	(new Taiwan \$)	0.0479	0.0492	0.0516	0.0519	0.0497	0.0483	0.0443	0.0461	0.0476	0.0459
United Kingdom	(pound)	2.1297	1.9381	2.0928	2.1664	2.1295	2.2685	2.4591	2.4041	2.2500	2.2305
United States	(dollar)	1.2087	1.2901	1.3657	1.3724	1.3635	1.3846	1.4835	1.4857	1.4854	1.5488
Canadian travel price index	1992=100	100.0	102.5	104.3	108.4	111.7	116.2	118.9	124.3	129.8	131.8

See footnote(s) at end of statistical tables.

Sources: Bank of Canada and CANSIM matrices 6367 and 6967.

Table 10

Person-trips, person-nights and expenditures of non-resident travellers entering Canada and resident travellers returning to Canada, 2000-2001

Trip characteristics		2000	2001	2000	2001
		Non-resident travellers		Resident travellers	
All countries					
Same day					
Person-trips	'000	29,083	27,566	28,000	24,841
Spending	\$'000,000	1,816	1,722	1,087	1,007
Average spending per person-trip	\$	62	62	39	41
One or more nights					
Person-trips	'000	19,555	19,581	19,182	18,359
Spending	\$'000,000	12,997	13,359	15,799	15,850
Average spending per person-trip	\$	665	682	824	863
Person-nights	'000	119,381	125,021	186,204	191,768
Average number of nights per trip		6.1	6.4	9.7	10.4
Average spending per person-night	\$	109	107	85	83
Total					
Person-trips	'000	48,638	47,147	47,182	43,201
Spending	\$'000,000	14,813	15,081	16,886	16,857
		Non-resident travellers		Resident travellers	
United States					
Same day					
Person-trips	'000	28,805	27,301	28,000	24,841
Spending	\$'000,000	1,805	1,711	1,087	1,007
Average spending per person-trip	\$	63	63	39	41
One or more nights¹					
Person-trips	'000	15,188	15,570	14,666	13,527
Spending	\$'000,000	7,321	7,910	9,191	8,863
Average spending per person-trip	\$	482	508	627	655
Person-nights	'000	58,447	62,539	109,062	108,222
Average number of nights per trip		3.8	4.0	7.4	8.0
Average spending per person-night	\$	125	126	84	82
Total					
Person-trips	'000	43,994	42,871	42,666	38,368
Spending	\$'000,000	9,126	9,620	10,277	9,870
		Non-resident travellers		Resident travellers	
Other countries					
Same day					
Person-trips	'000	278	265	0	0
Spending	\$'000,000	11	12	0	0
Average spending per person-trip	\$	39	44	0	0
One or more nights²					
Person-trips	'000	4,366	4,010	4,516	4,832
Spending	\$'000,000	5,675	5,450	6,608	6,987
Average spending per person-trip	\$	1,300	1,359	1,464	1,446
Person-nights	'000	60,934	62,483	77,142	83,547
Average number of nights per trip		14.0	15.6	17.1	17.3
Average spending per person-night	\$	93	87	86	84
Total					
Person-trips	'000	4,644	4,275	4,516	4,832
Spending	\$'000,000	5,686	5,461	6,608	6,987

See footnote(s) at end of statistical tables.

Table 11

Trip characteristics of non-residents entering Canada and staying one or more nights, 2000-2001

Trip characteristics	2000		2001	
	'000	%	'000	%
Number and percentage of person-trips				
Quarter of entry				
I	2,674	13.7	2,823	14.4
II	5,214	26.7	5,396	27.6
III	8,266	42.3	8,195	41.9
IV	3,401	17.4	3,167	16.2
Total	19,555	100.0	19,581	100.0
Country of residence				
Australia	173	0.9	158	0.8
China ¹	74	0.4	82	0.4
France ²	402	2.1	357	1.8
Germany	380	1.9	330	1.7
Hong Kong	138	0.7	125	0.6
India ³	66	0.3	65	0.3
Israel	67	0.3	69	0.4
Italy ⁴	110	0.6	91	0.5
Japan	493	2.5	410	2.1
Mexico	140	0.7	148	0.8
Netherlands	131	0.7	114	0.6
South Korea	129	0.7	139	0.7
Switzerland ⁵	105	0.5	97	0.5
Taiwan	163	0.8	118	0.6
United Kingdom	862	4.4	826	4.2
United States	15,188	77.7	15,570	79.5
Other countries	933	4.8	880	4.5
Total	19,555	100.0	19,581	100.0
Purpose of trip				
Business, convention or employment	2,843	14.5	2,519	12.9
Visiting friends or relatives	3,999	20.5	4,065	20.8
Other pleasure, recreation or holiday	10,917	55.8	11,244	57.4
Other	1,795	9.2	1,752	8.9
Total	19,555	100.0	19,581	100.0
Sex				
Male	9,133	46.7	8,992	45.9
Female	8,797	45.0	8,794	44.9
Not stated	1,625	8.3	1,795	9.2
Total	19,555	100.0	19,581	100.0
Age group				
Under 12 years	1,040	5.3	1,099	5.6
12-19 years	977	5.0	1,007	5.1
20-24 years	737	3.8	755	3.9
25-34 years	2,428	12.4	2,343	12.0
35-44 years	3,220	16.5	3,183	16.3
45-54 years	3,876	19.8	3,694	18.9
55-64 years	3,048	15.6	3,051	15.6
65 years and over	2,603	13.3	2,655	13.6
Not stated	1,625	8.3	1,795	9.2
Total	19,555	100.0	19,581	100.0
Length of stay				
1 night	3,348	17.1	3,199	16.3
2-6 nights	11,107	56.8	11,153	57.0
7-13 nights	3,329	17.0	3,395	17.3
14 nights and over	1,770	9.1	1,834	9.4
Total	19,555	100.0	19,581	100.0

See footnote(s) at end of statistical tables.

Table 12 A

Person-trips, person-nights and expenditures of United States residents entering Canada and staying one or more nights, by selected trip characteristics, 2000

Trip characteristics	Person-trips		Person-nights '000	Average number of nights per trip	Spending in Canada \$'000,000	Average spending per person-trip \$	Average spending per person-night \$
	'000	%					
Quarter of entry							
I	2,099	13.8	6,514	3.1	920	438	141
II	4,009	26.4	15,585	3.9	1,901	474	122
III	6,464	42.6	27,649	4.3	3,307	512	120
IV	2,617	17.2	8,700	3.3	1,193	456	137
Total	15,188	100.0	58,447	3.8	7,321	482	125
Region of residence							
New England	1,806	11.9	6,185	3.4	755	418	122
Middle Atlantic	2,892	19.0	10,231	3.5	1,183	409	116
South Atlantic	1,269	8.4	6,602	5.2	881	695	133
East North Central	3,684	24.3	11,994	3.3	1,491	405	124
West North Central	947	6.2	4,109	4.3	511	540	124
East South Central	236	1.6	993	4.2	139	591	140
West South Central	535	3.5	2,573	4.8	418	780	162
Mountain	800	5.3	3,625	4.5	430	537	118
Pacific	2,896	19.1	11,600	4.0	1,448	500	125
Other states	123	0.8	534	4.3	65	528	122
Total	15,188	100.0	58,447	3.8	7,321	482	125
Purpose of trip							
Business, convention or employment	2,160	14.2	6,747	3.1	1,607	744	238
Visiting friends or relatives	2,914	19.2	12,324	4.2	734	252	60
Other pleasure, recreation or holiday	8,583	56.5	33,807	3.9	4,258	496	126
Other	1,531	10.1	5,569	3.6	723	473	130
Total	15,188	100.0	58,447	3.8	7,321	482	125
Type of transportation							
Automobile	9,457	62.3	35,233	3.7	3,340	353	95
Non-automobile	5,731	37.7	23,214	4.1	3,982	695	172
Plane	3,835	25.2	17,318	4.5	3,365	877	194
Bus	798	5.3	2,297	2.9	329	412	143
Other types ¹	1,098	7.2	3,599	3.3	287	262	80
Total	15,188	100.0	58,447	3.8	7,321	482	125
Length of stay							
1 night	3,155	20.8	3,155	1.0	554	175	175
2-6 nights	9,724	64.0	31,436	3.2	4,513	464	144
7-13 nights	1,962	12.9	16,408	8.4	1,826	931	111
14 nights and over	347	2.3	7,449	50.8	428	2,701	114
Total	15,188	100.0	58,447	3.8	7,321	482	125

See footnote(s) at end of statistical tables.

Table 12 B

Person-trips, person-nights and expenditures of United States residents entering Canada and staying one or more nights, by selected trip characteristics, 2001

Trip characteristics	Person-trips		Person-nights '000	Average number of nights per trip	Spending in Canada \$'000,000	Average spending per person-trip \$	Average spending per person-night \$
	'000	%					
Quarter of entry							
I	2,220	14.3	6,868	3.1	1,025	462	149
II	4,252	27.3	17,376	4.1	2,161	508	124
III	6,555	42.1	29,146	4.4	3,475	530	119
IV	2,543	16.3	9,148	3.6	1,249	491	137
Total	15,570	100.0	62,539	4.0	7,910	508	126
Region of residence							
New England	1,856	11.9	6,735	3.6	825	444	122
Middle Atlantic	3,050	19.6	11,365	3.7	1,347	442	119
South Atlantic	1,317	8.5	7,109	5.4	1,021	775	144
East North Central	3,798	24.4	13,128	3.5	1,597	421	122
West North Central	976	6.3	4,292	4.4	530	543	124
East South Central	211	1.4	938	4.4	123	581	131
West South Central	521	3.3	2,556	4.9	439	842	172
Mountain	745	4.8	3,690	5.0	469	630	127
Pacific	2,984	19.2	12,233	4.1	1,487	498	122
Other states	111	0.7	491	4.4	72	647	146
Total	15,570	100.0	62,539	4.0	7,910	508	126
Purpose of trip							
Business, convention or employment	1,921	12.3	6,160	3.2	1,546	805	251
Visiting friends or relatives	3,007	19.3	13,265	4.4	834	277	63
Other pleasure, recreation or holiday	9,176	58.9	37,960	4.1	4,893	533	129
Other	1,467	9.4	5,153	3.5	637	434	124
Total	15,570	100.0	62,539	4.0	7,910	508	126
Type of transportation							
Automobile	9,889	63.5	38,461	3.9	3,694	374	96
Non-automobile	5,681	36.5	24,078	4.2	4,215	742	175
Plane	3,782	24.3	18,133	4.8	3,598	951	198
Bus	708	4.6	2,045	2.9	302	426	148
Other types ¹	1,191	7.6	3,900	3.3	315	265	81
Total	15,570	100.0	62,539	4.0	7,910	508	126
Length of stay							
1 night	3,056	19.6	3,056	1.0	520	170	170
2-6 nights	9,970	64.0	32,325	3.2	4,809	482	149
7-13 nights	2,126	13.7	17,935	8.4	2,018	949	112
14 nights and over	418	2.7	9,223	51.5	563	2,918	122
Total	15,570	100.0	62,539	4.0	7,910	508	126

See footnote(s) at end of statistical tables.

Table 13 A

Trip characteristics of United States residents entering Canada and staying one or more nights in province visited, 2000

Trip characteristics		Atlantic provinces ¹	Quebec	Ontario	Manitoba	Saskatchewan	Alberta	British Columbia ²	Total
Person-visits	'000	1,160	2,254	7,573	329	217	1,071	3,989	16,594
Spending in province	\$'000,000	496	1,139	2,822	170	112	710	1,872	7,321
Average spending per person-visit	\$	428	505	373	516	515	663	469	441
Person-nights	'000	4,616	7,917	25,059	1,225	864	4,741	14,025	58,447
Average number of nights per visit		4.0	3.5	3.3	3.7	4.0	4.4	3.5	3.5
Average spending per person-night	\$	107	144	113	139	129	150	134	125
'000									
Person-visits									
Quarter of entry									
I		42	385	960	41	13	118	594	2,152
II		255	566	2,078	95	56	266	1,055	4,371
III		754	848	3,200	137	110	551	1,737	7,336
IV		109	455	1,336	56	37	137	605	2,735
Total		1,160	2,254	7,573	329	217	1,071	3,989	16,594
Region of residence									
New England		513	924	380	F	F	30 ^E	84	1,946
Middle Atlantic		164	568	2,057	12 ^E	F	83	172	3,063
South Atlantic		162	224	654	17 ^E	18	105	276	1,458
East North Central		116	217	3,139	48	38 ^E	118	237	3,914
West North Central		42	70 ^E	483	183	57	73	169	1,078
East South Central		27 ^E	32 ^E	130	8 ^E	F	21 ^E	43 ^E	266
West South Central		47 ^E	68 ^E	211	11 ^E	F	84	184	617
Mountain		40 ^E	38 ^E	162	17 ^E	32	263	368	920
Pacific		48	110	348	22	31	273	2,308	3,141
Other states		F	F	F	F	F	21	147	190
Total		1,160	2,254	7,573	329	217	1,071	3,989	16,594
Purpose of trip									
Business, convention or employment		63	390	1,143	33	28	181	410	2,249
Visiting friends or relatives		314	443	1,363	63	46	183	666	3,078
Other pleasure, recreation or holiday		728	1,257	4,277	165	107	584	2,494	9,610
Other		55	164	790	69	35	124	419	1,657
Total		1,160	2,254	7,573	329	217	1,071	3,989	16,594
Type of transportation									
Automobile		628	1,300	5,164	226	134	512	2,373	10,338
Non-automobile		532	954	2,409	103	71	559	1,616	6,256
Plane		203	660	1,668	91	67	480	954	4,124
Bus		85	214	418	11	4	33	135	900
Other types ³		244	80	324	1	F	46 ^E	527	1,233
Total		1,160	2,254	7,573	329	217	1,071	3,989	16,594
Length of stay									
1 night		213	359	2,112	81	58	154	935	3,913
2-6 nights		759	1,680	4,622	200	120	697	2,556	10,635
7-13 nights		160	190	711	43	32	189	433	1,757
14 nights and over		28	25 ^E	129	F	F	31	66	290
Total		1,160	2,254	7,573	329	217	1,071	3,989	16,594

See footnote(s) at end of statistical tables.

Table 13 B

Trip characteristics of United States residents entering Canada and staying one or more nights in province visited, 2001

Trip characteristics		Atlantic provinces ¹	Quebec	Ontario	Manitoba	Saskatchewan	Alberta	British Columbia ²	Total
Person-visits	'000	1,213	2,336	7,900	341	217	1,020	4,079	17,107
Spending in province	\$'000,000	557	1,262	3,049	158	111	721	2,051	7,910
Average spending per person-visit	\$	459	540	386	462	509	707	503	462
Person-nights	'000	4,902	8,423	27,215	1,161	766	4,676	15,397	62,539
Average number of nights per visit		4.0	3.6	3.4	3.4	3.5	4.6	3.8	3.7
Average spending per person-night	\$	114	150	112	136	144	154	133	126
'000									
Person-visits									
Quarter of entry									
I		43	397	1,031	39	15	120	621	2,267
II		288	598	2,256	97	68	294	1,109	4,711
III		764	889	3,343	145	104	471	1,746	7,462
IV		118	452	1,270	60	31	134	603	2,668
Total		1,213	2,336	7,900	341	217	1,020	4,079	17,107
Region of residence									
New England		542	934	421	F	F	41	80	2,033
Middle Atlantic		151	587	2,181	13 ^E	F	73	198	3,213
South Atlantic		161	264	715	24 ^E	18 ^E	92	244	1,519
East North Central		133	207	3,234	46	39 ^E	131	285	4,076
West North Central		51 ^E	75 ^E	503	200	68	88	166	1,151
East South Central		30 ^E	36 ^E	120	F	F	19 ^E	28 ^E	237
West South Central		45	66	205	14 ^E	14 ^E	70	194	608
Mountain		40 ^E	55 ^E	148	11 ^E	33	222	371	880
Pacific		58	110	366	19 ^E	21 ^E	260	2,387	3,222
Other states		F	F	F	F	F	24 ^E	124	170
Total		1,213	2,336	7,900	341	217	1,020	4,079	17,107
Purpose of trip									
Business, convention or employment		72	351	1,000	33	21	149	382	2,008
Visiting friends or relatives		305	423	1,452	72	53	168	701	3,175
Other pleasure, recreation or holiday		775	1,366	4,661	183	112	582	2,630	10,308
Other		61	197	787	53	30	121	366	1,616
Total		1,213	2,336	7,900	341	217	1,020	4,079	17,107
Type of transportation									
Automobile		638	1,373	5,562	240	134	464	2,435	10,844
Non-automobile		576	963	2,339	101	74	556	1,644	6,263
Plane		209	678	1,594	90	69	474	996	4,110
Bus		76	203	386	10	5 ^E	33	98	811
Other types ³		291	82	358	1 ^E	F	49 ^E	550	1,341
Total		1,213	2,336	7,900	341	217	1,020	4,079	17,107
Length of stay									
1 night		224	375	2,053	92	76	133	858	3,812
2-6 nights		789	1,730	4,903	206	110	662	2,634	11,033
7-13 nights		169	207	789	39	29	189	503	1,926
14 nights and over		31	24 ^E	155	4 ^E	F	36	84	337
Total		1,213	2,336	7,900	341	217	1,020	4,079	17,107

See footnote(s) at end of statistical tables.

Table 14

Person-trips by residents of the United States entering Canada and staying one or more nights, by selected trip characteristics and purpose of trip, 2000-2001

Trip characteristics	2000				2001			
	Business, convention or employment	Visiting friends or relatives	Other pleasure, recreation or holiday	Total ¹	Business, convention or employment	Visiting friends or relatives	Other pleasure, recreation or holiday	Total ¹
	'000							
Quarter of entry								
I	446	433	939	2,099	459	408	1,093	2,220
II	614	689	2,233	4,009	561	795	2,414	4,252
III	620	1,064	4,265	6,464	499	1,066	4,513	6,555
IV	480	728	1,147	2,617	402	738	1,155	2,543
Total	2,160	2,914	8,583	15,188	1,921	3,007	9,176	15,570
Region of residence								
New England	229	487	928	1,806	210	506	969	1,856
Middle Atlantic	327	563	1,732	2,892	309	536	1,884	3,050
South Atlantic	323	244	624	1,269	261	262	713	1,317
East North Central	457	537	2,266	3,684	382	610	2,427	3,798
West North Central	133	125	560	947	113	146	605	976
East South Central	52	30 ^E	134	236	29	30 ^E	139	211
West South Central	156	75	260	535	119	72	307	521
Mountain	133	184	388	800	134	141	394	745
Pacific	335	651	1,643	2,896	354	683	1,694	2,984
Other states	F	19 ^E	47	123	8 ^E	21 ^E	44 ^E	111
Total	2,160	2,914	8,583	15,188	1,921	3,007	9,176	15,570
Type of transportation								
Automobile	581	1,804	6,029	9,457	586	1,853	6,418	9,889
Plane	1,517	797	1,182	3,835	1,287	836	1,372	3,782
Bus	49	21 ^E	645	798	36	F	588	708
Other types ²	13 ^E	292	727	1,098	12	299	799	1,191
Total	2,160	2,914	8,583	15,188	1,921	3,007	9,176	15,570
Sex								
Male	1,282	1,242	3,913	7,132	1,117	1,238	4,094	7,111
Female	690	1,439	4,038	6,819	599	1,416	4,323	6,983
Not stated	189	233	632	1,237	205	352	759	1,477
Total	2,160	2,914	8,583	15,188	1,921	3,007	9,176	15,570
Age group								
Under 12 years	32 ^E	210	563	850	31 ^E	231	625	937
12-19 years	19 ^E	116	525	743	21 ^E	121	559	785
20-24 years	24	165	245	485	F	147	262	495
25-34 years	311	340	817	1,637	246	358	866	1,616
35-44 years	516	538	1,257	2,506	448	550	1,302	2,500
45-54 years	625	469	1,696	3,099	539	444	1,731	3,014
55-64 years	330	370	1,478	2,425	303	374	1,553	2,476
65 years and over	114	474	1,370	2,206	93	429	1,519	2,272
Not stated	189	233	632	1,237	205	352	759	1,477
Total	2,160	2,914	8,583	15,188	1,921	3,007	9,176	15,570
Length of stay								
1 night	552	429	1,734	3,155	462	429	1,739	3,056
2-6 nights	1,461	2,002	5,391	9,724	1,332	2,037	5,768	9,970
7-13 nights	128	378	1,265	1,962	108	423	1,412	2,126
14 nights and over	19 ^E	106	193	347	18 ^E	118	257	418
Total	2,160	2,914	8,583	15,188	1,921	3,007	9,176	15,570

See footnote(s) at end of statistical tables.

Table 15 A

Person-trips by residents of countries other than the United States entering Canada, by country of residence and type of entry, 2000

Country of residence	Direct air and sea	Via the United States					Grand total
		Land, same day	Land, one or more nights	Total land	Air and sea	Total, via United States	
Europe							
Austria	21,000	1,200	4,800	6,000	4,500	10,400	31,400
Belgium ¹	37,000	2,300	5,100	7,400	12,300	19,700	56,700
Denmark ²	18,600	1,900	4,500	6,400	4,500	10,900	29,500
France ³	320,100	12,800	36,100	49,000	49,400	98,400	418,500
Germany	261,200	29,600	81,000	110,600	45,100	155,700	416,900
Ireland (Republic)	20,900	800	4,500	5,300	5,800	11,100	32,000
Italy ⁴	69,100	17,000	22,900	39,800	16,700	56,500	125,600
Netherlands	95,700	4,000	17,500	21,500	15,300	36,800	132,500
Norway	13,800	1,100	2,600	3,700	4,100	7,800	21,600
Poland	19,600	500	1,300	1,800	1,400	3,200	22,800
Portugal ⁵	15,700	500	1,500	2,100	2,900	5,000	20,700
Spain ⁶	24,700	4,700	7,200	11,900	7,400	19,300	44,000
Sweden	24,900	1,300	4,000	5,300	7,700	13,000	38,000
Switzerland ⁷	72,000	3,500	16,400	19,900	15,300	35,200	107,200
United Kingdom	650,000	34,500	92,300	126,800	137,000	263,800	913,800
Other	99,100	3,100	10,500	13,700	16,200	29,800	129,000
Total	1,763,600	118,800	312,300	431,100	345,600	776,600	2,540,200
Africa							
South Africa	13,100	300	1,600	1,900	8,900	10,800	23,800
Other	32,500	400	4,200	4,600	13,200	17,700	50,200
Total	45,500	700	5,700	6,400	22,100	28,500	74,000
Asia							
China ⁸	50,400	3,800	11,600	15,400	11,600	27,000	77,400
Hong Kong	89,900	3,500	11,700	15,200	40,000	55,200	145,100
India ⁹	32,900	3,500	16,600	20,100	18,600	38,700	71,600
Israel	38,900	5,800	12,700	18,500	24,200	42,700	81,600
Japan	281,900	32,300	57,200	89,500	168,700	258,200	540,100
Philippines	14,600	1,600	5,300	7,000	11,200	18,200	32,700
Singapore	13,800	1,100	4,400	5,500	9,300	14,800	28,500
South Korea	84,600	15,200	23,400	38,600	25,800	64,400	149,000
Taiwan	130,900	2,500	14,300	16,800	18,500	35,400	166,200
Other	60,000	2,500	9,600	12,100	21,400	33,500	93,400
Total	798,000	71,900	166,800	238,700	349,300	587,900	1,385,900
Central America							
	4,000	400	1,200	1,600	9,700	11,300	15,300
Bermuda and Caribbean							
Bermuda	16,700	0	100	100	3,900	4,000	20,700
Other	69,000	600	5,100	5,800	26,800	32,500	101,500
Total	85,700	700	5,200	5,900	30,600	36,500	122,200
South America							
Brazil	23,100	1,000	4,100	5,100	24,200	29,300	52,500
Other	20,400	1,300	8,700	10,000	42,300	52,200	72,700
Total	43,600	2,300	12,800	15,100	66,400	81,600	125,100
North America							
Mexico	61,200	4,000	15,800	19,800	65,900	85,700	146,900
Other	13,300	0	0	0	300	300	13,600
Total	74,500	4,000	15,800	19,800	66,300	86,100	160,600
Oceania and other ocean islands							
Australia	52,300	5,000	31,900	36,800	90,300	127,200	179,500
New Zealand	8,500	1,400	6,900	8,300	20,800	29,100	37,500
Other	1,400	0	100	100	1,800	2,000	3,300
Total	62,200	6,400	38,800	45,300	112,900	158,200	220,400
Grand total	2,876,900	205,200	558,600	763,800	1,002,900	1,766,700	4,643,700

See footnote(s) at end of statistical tables.

Table 15 B

Person-trips by residents of countries other than the United States entering Canada, by country of residence and type of entry, 2001

Country of residence	Direct air and sea	Via the United States					Grand total
		Land, same day	Land, one or more nights	Total land	Air and sea	Total, via United States	
Europe							
Austria	22,000	600	3,400	4,000	3,700	7,700	29,700
Belgium ¹	34,900	1,000	4,000	4,900	10,200	15,200	50,100
Denmark ²	18,700	800	3,000	3,800	5,100	8,900	27,600
France ³	282,500	8,000	30,400	38,300	49,000	87,400	369,800
Germany	236,000	18,900	63,200	82,100	41,900	124,000	360,000
Ireland (Republic)	23,600	900	3,800	4,600	6,300	10,900	34,400
Italy ⁴	60,700	10,500	14,500	25,000	15,800	40,800	101,500
Netherlands	88,300	2,400	13,700	16,100	14,000	30,100	118,300
Norway	14,300	700	2,100	2,900	3,400	6,300	20,600
Poland	19,600	300	1,100	1,400	1,300	2,700	22,300
Portugal ⁵	16,100	300	1,200	1,600	2,500	4,000	20,100
Spain ⁶	25,500	3,400	4,400	7,900	5,800	13,700	39,200
Sweden	23,000	1,100	3,300	4,400	6,200	10,600	33,600
Switzerland ⁷	70,200	2,100	12,000	14,100	14,800	28,900	99,100
United Kingdom	622,800	27,700	72,900	100,600	153,300	253,900	876,800
Other	96,300	1,900	8,100	10,000	14,400	24,500	120,700
Total	1,654,400	80,700	241,000	321,700	347,700	669,400	2,323,800
Africa							
South Africa	12,000	400	1,400	1,800	7,600	9,400	21,400
Other	35,200	300	2,800	3,200	10,600	13,800	49,000
Total	47,300	700	4,200	5,000	18,200	23,200	70,400
Asia							
China ⁸	60,000	5,100	10,700	15,800	10,800	26,600	86,600
Hong Kong	76,900	3,200	10,200	13,400	39,800	53,200	130,100
India ⁹	37,800	3,900	17,500	21,400	17,200	38,600	76,500
Israel	42,500	4,200	10,200	14,400	26,200	40,500	83,000
Japan	249,100	30,600	45,600	76,200	123,800	200,000	449,000
Philippines	18,200	1,400	6,900	8,300	11,000	19,300	37,500
Singapore	12,400	1,200	5,200	6,500	7,300	13,800	26,200
South Korea	104,200	14,200	16,700	31,000	22,000	52,900	157,100
Taiwan	93,200	2,900	9,300	12,200	14,400	26,600	119,800
Other	61,200	3,300	12,600	15,800	33,300	35,900	97,200
Total	755,500	70,000	145,000	215,000	292,400	507,400	1,262,900
Central America	5,400	300	900	1,200	10,000	11,200	16,600
Bermuda and Caribbean							
Bermuda	17,600	0	100	200	3,900	4,000	21,600
Other	66,200	400	4,100	4,500	26,400	30,900	97,200
Total	83,900	400	4,300	4,700	30,200	34,900	118,800
South America							
Brazil	20,300	600	2,200	2,800	17,400	20,200	40,500
Other	19,600	1,000	5,700	6,800	40,000	46,800	66,500
Total	40,000	1,600	7,900	9,500	57,500	67,000	107,000
North America							
Mexico	64,700	4,400	13,700	18,000	72,000	90,000	154,700
Other	12,900	0	0	0	400	400	13,300
Total	77,600	4,400	13,700	18,100	72,300	90,400	168,000
Oceania and other ocean islands							
Australia	44,300	6,700	28,800	35,500	92,100	127,600	171,900
New Zealand	6,000	1,300	6,800	8,100	19,200	27,200	33,200
Other	900	0	0	100	1,700	1,700	2,600
Total	51,300	8,000	35,600	43,600	112,900	156,500	207,800
Grand total	2,715,400	166,200	452,600	618,800	941,300	1,560,000	4,275,400

See footnote(s) at end of statistical tables.

Table 16

Person-trips by residents of countries other than the United States entering Canada, by country of residence and length of stay, 2000-2001

Country of residence	2000			2001		
	Same day	One or more nights	Total	Same day	One or more nights	Total
Europe						
Austria	900	30,500	31,400	400	29,300	29,700
Belgium ¹	2,800	53,900	56,700	1,700	48,400	50,100
Denmark ²	2,100	27,400	29,500	2,600	25,000	27,600
France ³	16,200	402,400	418,500	12,500	357,300	369,800
Germany	37,100	379,800	416,900	29,800	330,200	360,000
Ireland (Republic)	400	31,700	32,000	400	34,000	34,400
Italy ⁴	15,300	110,400	125,600	10,400	91,100	101,500
Netherlands	1,700	130,700	132,500	4,400	113,900	118,300
Norway	1,700	20,000	21,600	900	19,700	20,600
Poland	600	22,200	22,800	200	22,000	22,300
Portugal ⁵	800	19,800	20,700	300	19,800	20,100
Spain ⁶	4,600	39,400	44,000	4,300	34,800	39,200
Sweden	1,900	36,000	38,000	700	32,900	33,600
Switzerland ⁷	2,300	105,000	107,200	2,200	96,900	99,100
United Kingdom	51,500	862,300	913,800	50,700	826,100	876,800
Other	4,400	124,600	129,000	3,900	116,900	120,700
Total	144,200	2,396,000	2,540,200	125,500	2,198,400	2,323,800
Africa						
South Africa	200	23,600	23,800	300	21,200	21,400
Other	700	49,500	50,200	500	48,500	49,000
Total	900	73,200	74,000	800	69,600	70,400
Asia						
China ⁸	3,600	73,800	77,400	4,900	81,700	86,600
Hong Kong	7,400	137,700	145,100	4,800	125,400	130,100
India ⁹	5,600	66,000	71,600	11,600	64,900	76,500
Israel	14,600	67,000	81,600	14,500	68,600	83,000
Japan	47,000	493,100	540,100	39,200	409,900	449,000
Philippines	3,000	29,700	32,700	2,100	35,300	37,500
Singapore	1,500	27,000	28,500	1,400	24,900	26,200
South Korea	19,600	129,400	149,000	17,800	139,300	157,100
Taiwan	3,100	163,100	166,200	1,500	118,300	119,800
Other	3,800	89,600	93,400	5,100	92,100	97,200
Total	109,200	1,276,600	1,385,900	102,700	1,160,300	1,262,900
Central America	500	14,800	15,300	400	16,200	16,600
Bermuda and Caribbean						
Bermuda	0	20,600	20,700	0	21,600	21,600
Other	1,000	100,500	101,500	4,900	92,300	97,200
Total	1,100	121,100	122,200	4,900	113,900	118,800
South America						
Brazil	2,300	50,100	52,500	3,600	37,000	40,500
Other	2,800	69,900	72,700	4,700	61,800	66,500
Total	5,100	120,100	125,100	8,300	98,700	107,000
North America						
Mexico	6,700	140,300	146,900	6,200	148,400	154,700
Other	900	12,700	13,600	1,700	11,600	13,300
Total	7,600	153,000	160,600	7,900	160,100	168,000
Oceania and other ocean islands						
Australia	6,700	172,800	179,500	13,400	158,500	171,900
New Zealand	2,200	35,300	37,500	1,100	32,200	33,200
Other	0	3,300	3,300	0	2,600	2,600
Total	9,000	211,400	220,400	14,500	193,300	207,800
Grand total	277,500	4,366,200	4,643,700	264,900	4,010,400	4,275,400

See footnote(s) at end of statistical tables.

Table 17 A

Person-trips, person-nights and expenditures of residents of countries other than the United States entering Canada and staying one or more nights, by selected trip characteristics, 2000

Trip characteristics	Person-trips		Person-nights '000	Average number of nights per trip	Spending in Canada \$'000,000	Average spending per person-trip \$	Average spending per person-night \$
	'000	%					
Quarter of entry							
I	575	13.2	7,705	13.4	763	1,328	99
II	1,205	27.6	16,205	13.4	1,537	1,276	95
III	1,802	41.3	26,502	14.7	2,444	1,356	92
IV	784	18.0	10,522	13.4	930	1,186	88
Total	4,366	100.0	60,934	14.0	5,675	1,300	93
Region of residence							
Europe	2,396	54.9	33,554	14.0	2,952	1,232	88
France ¹	402	9.2	6,052	15.0	480	1,194	79
Germany	380	8.7	5,770	15.2	498	1,312	86
Netherlands	131	3.0	1,767	13.5	139	1,067	79
United Kingdom	862	19.7	10,261	11.9	1,074	1,246	105
Other Europe	621	14.2	9,703	15.6	760	1,224	78
Africa	73	1.7	1,302	17.8	115	1,573	88
Asia	1,277	29.2	17,862	14.0	1,796	1,407	101
Hong Kong	138	3.2	1,894	13.8	167	1,216	88
Japan	493	11.3	4,628	9.4	687	1,394	149
South Korea	129	3.0	3,507	27.1	221	1,709	63
Taiwan	163	3.7	2,043	12.5	239	1,468	117
Other Asia	353	8.1	5,790	16.4	481	1,360	83
Central America, Bermuda and Caribbean	136	3.1	1,893	13.9	161	1,180	85
South America	120	2.7	1,945	16.2	197	1,642	101
North America²	153	3.5	1,851	12.1	180	1,175	97
Mexico	140	3.2	1,788	12.7	174	1,239	97
Oceania and other ocean islands	211	4.8	2,528	12.0	275	1,299	109
Australia	173	4.0	2,099	12.2	231	1,339	110
Other Oceania	39	0.9	429	11.1	43	1,121	101
Total	4,366	100.0	60,934	14.0	5,675	1,300	93
Purpose of trip							
Business, convention or employment	684	15.7	7,164	10.5	1,030	1,507	144
Visiting friends or relatives	1,085	24.8	18,613	17.2	1,022	942	55
Other pleasure, recreation or holiday	2,334	53.5	26,668	11.4	3,114	1,334	117
Other	264	6.0	8,489	32.2	509	1,931	60
Total	4,366	100.0	60,934	14.0	5,675	1,300	93
Length of stay							
1-6 nights	1,576	36.1	5,928	3.8	1,194	758	201
7-13 nights	1,368	31.3	12,969	9.5	1,810	1,323	140
14-20 nights	722	16.5	11,835	16.4	1,121	1,552	95
21 nights and over	700	16.0	30,202	43.1	1,551	2,215	51
Total	4,366	100.0	60,934	14.0	5,675	1,300	93

See footnote(s) at end of statistical tables.

Table 17 B

Person-trips, person-nights and expenditures of residents of countries other than the United States entering Canada and staying one or more nights, by selected trip characteristics, 2001

Trip characteristics	Person-trips		Person-nights '000	Average number of nights per trip	Spending in Canada \$'000,000	Average spending per person-trip \$	Average spending per person-night \$
	'000	%					
Quarter of entry							
I	603	15.0	8,908	14.8	837	1,388	94
II	1,144	28.5	16,981	14.8	1,465	1,281	86
III	1,640	40.9	27,201	16.6	2,352	1,434	86
IV	623	15.5	9,392	15.1	795	1,276	85
Total	4,010	100.0	62,483	15.6	5,450	1,359	87
Region of residence							
Europe	2,198	54.8	31,420	14.3	2,778	1,264	88
France ¹	357	8.9	5,254	14.7	436	1,221	83
Germany	330	8.2	5,281	16.0	454	1,376	86
Netherlands	114	2.8	1,737	15.2	132	1,162	76
United Kingdom	826	20.6	10,092	12.2	1,026	1,243	102
Other Europe	571	14.2	9,057	15.9	728	1,276	80
Africa	70	1.7	1,646	23.6	107	1,539	65
Asia	1,160	28.9	20,995	18.1	1,783	1,537	85
Hong Kong	125	3.1	2,075	16.6	175	1,395	84
Japan	410	10.2	5,314	13.0	633	1,543	119
South Korea	139	3.5	4,063	29.2	264	1,893	65
Taiwan	118	3.0	1,774	15.0	183	1,549	103
Other Asia	367	9.2	7,769	21.1	529	1,439	68
Central America, Bermuda and Caribbean	130	3.3	1,972	15.1	148	1,132	75
South America	99	2.5	1,812	18.4	149	1,508	82
North America²	160	4.0	1,770	11.1	197	1,230	111
Mexico	148	3.7	1,693	11.4	187	1,260	111
Oceania and other ocean islands	193	4.8	2,868	14.8	288	1,492	101
Australia	158	4.0	2,464	15.5	244	1,539	99
Other Oceania	35	0.9	404	11.6	44 ^E	1,277 ^E	110
Total	4,010	100.0	62,483	15.6	5,450	1,359	87
Purpose of trip							
Business, convention or employment	599	14.9	5,906	9.9	861	1,439	146
Visiting friends or relatives	1,059	26.4	19,407	18.3	1,039	982	54
Other pleasure, recreation or holiday	2,068	51.6	26,434	12.8	2,960	1,431	112
Other	285	7.1	10,735	37.6	589	2,066	55
Total	4,010	100.0	62,483	15.6	5,450	1,359	87
Length of stay							
1-6 nights	1,325	33.0	5,013	3.8	1,012	764	202
7-13 nights	1,269	31.7	11,997	9.5	1,714	1,350	143
14-20 nights	684	17.1	11,229	16.4	1,059	1,548	94
21 nights and over	732	18.2	34,243	46.8	1,665	2,275	49
Total	4,010	100.0	62,483	15.6	5,450	1,359	87

See footnote(s) at end of statistical tables.

Table 19

Person-trips by residents of countries other than the United States entering Canada and staying one or more nights, by selected trip characteristics and purpose of trip, 2000-2001

Trip characteristics	2000				2001			
	Business, convention or employment	Visiting friends or relatives	Other pleasure, recreation or holiday	Total ¹	Business, convention or employment	Visiting friends or relatives	Other pleasure, recreation or holiday	Total ¹
	'000							
Quarter of entry								
I	128	121	289	575	137	128	288	603
II	206	282	645	1,205	191	308	557	1,144
III	196	443	1,066	1,802	157	402	967	1,640
IV	155	240	334	784	113	221	255	623
Total	684	1,085	2,334	4,366	599	1,059	2,068	4,010
Region of residence								
Europe	352	610	1,329	2,396	306	602	1,189	2,198
France ²	51	88	242	402	40	90	206	357
Germany	49	70	247	380	51	63	205	330
Netherlands	18	42	65	131	8	42	56	114
United Kingdom	91	238	504	862	81	244	469	826
Other Europe	141	172	271	621	127	164	253	571
Africa	25	35	9^E	73	15	34	13^E	70
Asia	208	294	667	1,277	164	283	584	1,160
Hong Kong	9 ^E	58	64	138	6 ^E	51	63	125
Japan	73	58	316	493	51	63	246	410
South Korea	29	26	47	129	22	32	56	139
Taiwan	13 ^E	24	119	163	7	13	90	118
Other Asia	85	128	121	353	77	124	130	367
Central America, Bermuda and Caribbean	24^E	47	56	136	20^E	44	51	130
South America	27	24	52	120	19	31	36	99
North America³	27	24^E	90	153	46	13^E	88	160
Mexico	27	23 ^E	81	140	44	13 ^E	82	148
Oceania and other ocean islands	21	51	131	211	30	50	107	193
Australia	17	39	111	173	24	40	90	158
Other Oceania	F	12 ^E	20	39	5 ^E	11	17	35
Total	684	1,085	2,334	4,366	599	1,059	2,068	4,010
Sex								
Male	446	432	1,013	2,001	410	429	920	1,881
Female	151	558	1,142	1,978	131	548	998	1,811
Not stated	87	94	179	388	58	82	150	318
Total	684	1,085	2,334	4,366	599	1,059	2,068	4,010
Age group								
Under 12 years	10	61	113	189	6 ^E	54	95	162
12-19 years	F	61	135	234	5 ^E	60	128	222
20-24 years	15	53	129	253	17	63	121	260
25-34 years	127	150	458	791	129	150	387	727
35-44 years	196	151	340	714	176	153	321	683
45-54 years	155	179	407	777	128	173	349	680
55-64 years	78	171	358	623	69	176	306	575
65 years and over	13 ^E	163	214	398	11	148	210	383
Not stated	87	94	179	388	58	82	150	318
Total	684	1,085	2,334	4,366	599	1,059	2,068	4,010
Length of stay								
1-6 nights	414	246	836	1,576	371	212	673	1,325
7-13 nights	172	328	822	1,368	142	330	733	1,269
14-20 nights	40	253	398	722	35	245	373	684
21 nights and over	58	258	278	700	51	272	288	732
Total	684	1,085	2,334	4,366	599	1,059	2,068	4,010

See footnote(s) at end of statistical tables.

Table 20

Trip characteristics of Canadian residents returning after a stay of one or more nights abroad, 2000-2001

Trip characteristics	2000		2001	
	'000	%	'000	%
Number and percentage of person-trips				
Quarter of re-entry				
I	4,668	24.3	4,857	26.5
II	4,748	24.8	4,689	25.5
III	5,872	30.6	5,618	30.6
IV	3,894	20.3	3,195	17.4
Total	19,182	100.0	18,359	100.0
Province of residence				
Atlantic provinces	727	3.8	693	3.8
Quebec	3,540	18.5	3,403	18.5
Ontario	9,143	47.7	8,803	47.9
Manitoba	646	3.4	609	3.3
Saskatchewan	336	1.7	289	1.6
Alberta	1,554	8.1	1,494	8.1
British Columbia, Yukon, Northwest Territories and Nunavut	3,237	16.9	3,068	16.7
Total	19,182	100.0	18,359	100.0
Purpose of trip				
Business, convention or employment	3,070	16.0	2,654	14.5
Visiting friends or relatives	3,832	20.0	3,624	19.7
Other pleasure, recreation or holiday	10,706	55.8	10,576	57.6
Other	1,574	8.2	1,506	8.2
Total	19,182	100.0	18,359	100.0
Sex				
Male	8,469	44.2	7,986	43.5
Female	9,226	48.1	8,686	47.3
Not stated	1,487	7.8	1,687	9.2
Total	19,182	100.0	18,359	100.0
Age group				
Under 12 years	1,050	5.5	986	5.4
12-19 years	852	4.4	838	4.6
20-24 years	691	3.6	630	3.4
25-34 years	2,219	11.6	2,012	11.0
35-44 years	3,308	17.2	3,017	16.4
45-54 years	3,880	20.2	3,748	20.4
55-64 years	3,130	16.3	3,053	16.6
65 years and over	2,566	13.4	2,388	13.0
Not stated	1,487	7.8	1,687	9.2
Total	19,182	100.0	18,359	100.0
Length of stay				
1 night	1,806	9.4	1,623	8.8
2-6 nights	8,362	43.6	7,680	41.8
7-13 nights	5,015	26.1	4,867	26.5
14-20 nights	2,171	11.3	2,270	12.4
21 nights and over	1,828	9.5	1,919	10.5
Total	19,182	100.0	18,359	100.0

Table 21 A

Person-trips, person-nights and expenditures of Canadian residents returning from the United States after a stay of one or more nights, by selected trip characteristics, 2000

Trip characteristics	Person-trips		Person-nights ¹	Average number of nights per trip	Spending in United States ²	Average spending per person-trip	Average spending per person-night
	'000	%					
Type of transportation							
Automobile	7,967	54.3	57,509	7.2	3,275	411	57
Non-automobile	6,699	45.7	51,553	7.7	5,916	883	115
Plane	5,372	36.6	44,943	8.4	5,442	1,013	121
Bus	728	5.0	3,435	4.7	291	400	85
Other types ³	599	4.1	3,174	5.3	182	304	57
Total	14,666	100.0	109,062	7.4	9,191	627	84
Quarter of re-entry							
I	3,254	22.2	31,253	9.6	2,551	784	82
II	3,702	25.2	34,572	9.3	2,578	696	75
III	4,761	32.5	25,085	5.3	2,186	459	87
IV	2,950	20.1	18,151	6.2	1,876	636	103
Total	14,666	100.0	109,062	7.4	9,191	627	84
Region of destination							
New England	1,584	10.8	7,310	4.6	577	364	79
Middle Atlantic	3,049	20.8	8,849	2.9	869	285	98
South Atlantic	1,987	13.5	30,793	15.5	2,344	1,180	76
East North Central	1,845	12.6	5,951	3.2	617	334	104
West North Central	825	5.6	3,096	3.8	299	362	97
East South Central	98	0.7	600	6.1	80	815	133
West South Central	324	2.2	2,672	8.2	356	1,096	133
Mountain	1,372	9.4	10,760	7.8	1,167	850	108
Pacific	2,393	16.3	13,870	5.8	1,251	523	90
Alaska	110	0.7	770	7.0	47	424	61
Hawaii	356	2.4	4,981	14.0	612	1,718	123
Touring ⁴	722	4.9	19,410	26.9	973	1,347	50
Total	14,666	100.0	109,062	7.4	9,191	627	84
Purpose of trip							
Business, convention or employment	2,450	16.7	10,612	4.3	2,329	950	219
Visiting friends or relatives	2,967	20.2	18,467	6.2	879	296	48
Other pleasure, recreation or holiday	7,943	54.2	73,861	9.3	5,515	694	75
Other	1,307	8.9	6,122	4.7	468	358	76
Total	14,666	100.0	109,062	7.4	9,191	627	84
Length of stay							
1 night	1,800	12.3	1,800	1.0	240	133	133
2-6 nights	8,021	54.7	26,341	3.3	3,396	423	129
7-13 nights	3,128	21.3	27,194	8.7	2,671	854	98
14 nights and over	1,717	11.7	53,727	31.3	2,884	1,680	54
Total	14,666	100.0	109,062	7.4	9,191	627	84

See footnote(s) at end of statistical tables.

Table 21 B

Person-trips, person-nights and expenditures of Canadian residents returning from the United States after a stay of one or more nights, by selected trip characteristics, 2001

Trip characteristics	Person-trips		Person-nights ¹	Average number of nights per trip	Spending in United States ²	Average spending per person-trip	Average spending per person-night
	'000	%					
Type of transportation							
Automobile	7,593	56.1	60,876	8.0	3,509	462	58
Non-automobile	5,934	43.9	47,346	8.0	5,354	902	113
Plane	4,655	34.4	41,079	8.8	4,916	1,056	120
Bus	629	4.7	2,788	4.4	241	383	86
Other types ³	649	4.8	3,479	5.4	196	302	56
Total	13,527	100.0	108,222	8.0	8,863	655	82
Quarter of re-entry							
I	3,194	23.6	32,840	10.3	2,714	850	83
II	3,556	26.3	36,212	10.2	2,649	745	73
III	4,427	32.7	23,732	5.4	1,949	440	82
IV	2,349	17.4	15,438	6.6	1,552	661	101
Total	13,527	100.0	108,222	8.0	8,863	655	82
Region of destination							
New England	1,518	11.2	7,355	4.8	610	402	83
Middle Atlantic	2,814	20.8	8,255	2.9	788	280	95
South Atlantic	1,776	13.1	29,957	16.9	2,290	1,289	76
East North Central	1,684	12.4	5,467	3.2	573	340	105
West North Central	758	5.6	2,938	3.9	278	366	94
East South Central	105	0.8	707	6.8	92	879	130
West South Central	264	1.9	2,435	9.2	292	1,108	120
Mountain	1,182	8.7	11,029	9.3	1,084	917	98
Pacific	2,233	16.5	13,207	5.9	1,171	524	89
Alaska	125	0.9	894	7.2	54	430	60
Hawaii	347	2.6	4,798	13.8	563	1,623	117
Touring ⁴	723	5.3	21,180	29.3	1,068	1,478	50
Total	13,527	100.0	108,222	8.0	8,863	655	82
Purpose of trip							
Business, convention or employment	2,074	15.3	9,457	4.6	2,057	992	218
Visiting friends or relatives	2,774	20.5	16,565	6.0	826	298	50
Other pleasure, recreation or holiday	7,481	55.3	75,474	10.1	5,511	737	73
Other	1,199	8.9	6,726	5.6	468	391	70
Total	13,527	100.0	108,222	8.0	8,863	655	82
Length of stay							
1 night	1,617	12.0	1,617	1.0	220	136	136
2-6 nights	7,314	54.1	23,828	3.3	3,090	423	130
7-13 nights	2,901	21.4	25,304	8.7	2,484	856	98
14 nights and over	1,695	12.5	57,473	33.9	3,070	1,811	53
Total	13,527	100.0	108,222	8.0	8,863	655	82

See footnote(s) at end of statistical tables.

Table 22 A

Trip characteristics of Canadian residents returning from the United States, by province of residence, 2000

Trip characteristics		Atlantic provinces	Quebec	Ontario	Manitoba	Saskatchewan	Alberta	British Columbia ¹	Canada
Same day									
Person-trips	'000	3,890	2,862	14,451	713	184	225	5,675	28,000
Spending	\$'000,000	126	97	610	F	F	8 ^E	201	1,087
Average spending per person-trip	\$	32	34	42	F	F	34 ^E	35	39
One or more nights									
Person-trips	'000	565	2,643	7,013	552	259	1,176	2,459	14,666
Spending	\$'000,000	468	1,537	4,497	297	167	919	1,305	9,191
Average spending per person-trip	\$	828	582	641	538	647	781	531	627
Person-nights	'000	5,377	20,072	53,424	3,631	1,949	9,480	15,129	109,062
Average number of nights per trip		9.5	7.6	7.6	6.6	7.5	8.1	6.2	7.4
Average spending per person-night	\$	87	77	84	82	86	97	86	84
Total									
Person-trips	'000	4,456	5,505	21,464	1,264	442	1,400	8,135	42,666
Spending	\$'000,000	594	1,634	5,107	330	180	926	1,507	10,277
'000									
Person-trips, one or more nights									
Type of transportation									
Automobile		279	1,509	3,729	350	142	496	1,460	7,967
Other		286	1,134	3,284	201	116	679	999	6,699
Total		565	2,643	7,013	552	259	1,176	2,459	14,666
Region of destination									
New England		260	898	366	F	F	21 ^E	31	1,584
Middle Atlantic		50	851	2,022	F	F	52	58	3,049
South Atlantic		94	529	1,611	34	14 ^E	73	83	1,987
East North Central	15 ^E	80	1,610	1,610	34	15 ^E	49	42	1,845
West North Central	F	F	296	342	95	55	15 ^E	825	
East South Central	F	F	68	F	F	F	7 ^E	98	
West South Central	F	26 ^E	181	13	7 ^E	53	25	324	
Mountain	31 ^E	89	281	31	66	544	331	1,372	
Pacific	31 ^E	79	359	32	23	228	1,642	2,393	
Alaska	F	F	36 ^E	F	F	15 ^E	41	110	
Hawaiï	F	F	102	F	F	52	154	356	
Touring ²	47	47	533	27	10 ^E	28	31	722	
Total		565	2,643	7,013	552	259	1,176	2,459	14,666
Quarter of re-entry									
I		127	488	1,640	135	66	253	546	3,254
II		169	665	1,769	128	58	284	629	3,702
III		151	1,036	2,146	185	76	411	755	4,761
IV		118	453	1,458	104	59	228	530	2,950
Total		565	2,643	7,013	552	259	1,176	2,459	14,666
Sex									
Male		241	1,199	3,156	243	106	540	1,080	6,565
Female		283	1,243	3,261	272	129	568	1,188	6,945
Not stated	41 ^E	201	596	36	24	68	191	1,156	
Total		565	2,643	7,013	552	259	1,176	2,459	14,666
Age group									
Under 12 years		28	185	429	34	16	74	127	893
12-19 years		22	128	304	33	14	66	89	656
20-24 years	19 ^E	107	225	225	25	F	37	77	500
25-34 years	65	310	771	58	23	137	227	1,590	
35-44 years	83	514	1,246	79	41	218	394	2,574	
45-54 years	125	475	1,487	105	45	251	436	2,923	
55-64 years	112	398	1,117	97	43	179	439	2,384	
65 years and over	71	324	838	85	44	147	480	1,989	
Not stated	41 ^E	201	596	36	24	68	191	1,156	
Total		565	2,643	7,013	552	259	1,176	2,459	14,666
Length of stay									
1 night		42	275	925	66	18	73	400	1,800
2-6 nights		274	1,556	3,727	351	140	635	1,337	8,021
7-13 nights		145	485	1,558	76	68	307	490	3,128
14 nights and over		104	327	803	58	33	161	232	1,717
Total		565	2,643	7,013	552	259	1,176	2,459	14,666

See footnote(s) at end of statistical tables.

Table 22 B

Trip characteristics of Canadian residents returning from the United States, by province of residence, 2001

Trip characteristics		Atlantic provinces	Quebec	Ontario	Manitoba	Saskatchewan	Alberta	British Columbia ¹	Canada
Same day									
Person-trips	'000	3,442	2,645	13,006	679	149	176	4,745	24,841
Spending	\$'000,000	135	98 ^E	573	28 ^E	9 ^E	5	159	1,007
Average spending per person-trip	\$	39	37 ^E	44	41 ^E	61 ^E	27	34	41
One or more nights									
Person-trips	'000	516	2,423	6,475	507	223	1,070	2,312	13,527
Spending	\$'000,000	433	1,353	4,427	296	167	882	1,306	8,863
Average spending per person-trip	\$	839	558	684	583	747	824	565	655
Person-nights	'000	5,645	18,153	53,929	3,988	2,026	9,151	15,329	108,222
Average number of nights per trip		10.9	7.5	8.3	7.9	9.1	8.6	6.6	8.0
Average spending per person-night	\$	77	75	82	74	82	96	85	82
Total									
Person-trips	'000	3,958	5,068	19,481	1,186	372	1,246	7,057	38,368
Spending	\$'000,000	568	1,450	5,000	324	176	886	1,466	9,870
'000									
Person-trips, one or more nights									
Type of transportation									
Automobile		272	1,447	3,584	324	119	433	1,414	7,593
Other		244	976	2,891	184	104	637	898	5,934
Total		516	2,423	6,475	507	223	1,070	2,312	13,527
Region of destination									
New England		253	857	353	F	F	21 ^E	27 ^E	1,518
Middle Atlantic		46	797	1,882	F	F	29 ^E	49	2,814
South Atlantic		71	457	1,030	36 ^E	25 ^E	96	62	1,776
East North Central	F	67	1,483	29	14 ^E	38	35	1,684	
West North Central	3 ^E	17 ^E	275	325	74	48	15 ^E	758	
East South Central	F	F	67	F	F	F	F	105	
West South Central	F	28 ^E	142	13	4 ^E	29	32 ^E	264	
Mountain	23 ^E	52	288	29	50	459	282	1,182	
Pacific	19 ^E	66	300	25	23	220	1,580	2,233	
Alaska	F	F	36	F	F	18 ^E	45	125	
Hawaiï	F	F	74	10 ^E	F	81	143	347	
Touring ²	50	41 ^E	547	23	F	18 ^E	35	723	
Total		516	2,423	6,475	507	223	1,070	2,312	13,527
Quarter of re-entry									
I		109	477	1,630	124	68	263	522	3,194
II		160	628	1,722	114	54	266	612	3,556
III		161	962	1,972	180	57	341	753	4,427
IV		86	355	1,151	89	44	199	425	2,349
Total		516	2,423	6,475	507	223	1,070	2,312	13,527
Sex									
Male		216	1,063	2,923	211	100	477	999	5,988
Female		253	1,116	2,951	244	104	498	1,119	6,285
Not stated		47	244	602	52	20	95	194	1,254
Total		516	2,423	6,475	507	223	1,070	2,312	13,527
Age group									
Under 12 years		18	169	380	39	14	58	114	792
12-19 years		20	127	291	30	17	65	109	659
20-24 years	16 ^E	100	207	12	8 ^E	38	76	457	
25-34 years	51	283	696	39	16	113	209	1,407	
35-44 years	70	455	1,058	65	36	193	356	2,233	
45-54 years	120	421	1,390	92	41	222	427	2,713	
55-64 years	108	365	1,080	90	31	149	399	2,222	
65 years and over	65	259	771	88	41	136	429	1,790	
Not stated	47	244	602	52	20	95	194	1,254	
Total		516	2,423	6,475	507	223	1,070	2,312	13,527
Length of stay									
1 night		47	247	821	58	20	57	367	1,617
2-6 nights		228	1,414	3,465	319	107	528	1,252	7,314
7-13 nights		145	464	1,389	75	63	329	437	2,901
14 nights and over		96	299	801	55	33	156	256	1,695
Total		516	2,423	6,475	507	223	1,070	2,312	13,527

See footnote(s) at end of statistical tables.

Table 23

Overnight trip characteristics of Canadian residents returning from the United States, by purpose of trip, 2000-2001

Trip characteristics	2000				2001			
	Business, convention or employment	Visiting friends or relatives	Other pleasure, recreation or holiday	Total ¹	Business, convention or employment	Visiting friends or relatives	Other pleasure, recreation or holiday	Total ¹
	'000							
Person-trips								
Province of residence								
Atlantic provinces	94	128	279	565	81	130	248	516
Quebec	361	470	1,662	2,643	263	431	1,608	2,423
Ontario	1,341	1,519	3,439	7,013	1,179	1,422	3,209	6,475
Manitoba	70	90	321	552	50	90	311	507
Saskatchewan	34	62	136	259	36	45	117	223
Alberta	249	206	636	1,176	206	181	599	1,070
British Columbia, Yukon, Northwest Territories and Nunavut	302	492	1,468	2,459	260	475	1,389	2,312
Total	2,450	2,967	7,943	14,666	2,074	2,774	7,481	13,527
Quarter of re-entry								
I	587	604	1,843	3,254	580	570	1,821	3,194
II	675	715	1,978	3,702	605	712	1,900	3,556
III	599	922	2,762	4,761	436	915	2,673	4,427
IV	590	726	1,360	2,950	453	577	1,086	2,349
Total	2,450	2,967	7,943	14,666	2,074	2,774	7,481	13,527
Region of destination								
New England	182	348	899	1,584	156	342	881	1,518
Middle Atlantic	368	707	1,605	3,049	282	629	1,554	2,814
South Atlantic	404	257	1,270	1,987	346	259	1,107	1,776
East North Central	455	545	588	1,845	400	540	521	1,684
West North Central	143	134	427	825	112	141	394	758
East South Central	49	F	27	98	53	17 ^E	25 ^E	105
West South Central	179	60	71	324	145	41	71	264
Mountain	218	189	878	1,372	194	179	641	1,182
Pacific	374	586	1,257	2,393	311	517	1,239	2,233
Alaska	F	F	94	110	F	F	114	125
Hawaii	F	F	314	356	19 ^E	F	311	347
Touring ²	53	111	512	722	50	98	532	723
Total	2,450	2,967	7,943	14,666	2,074	2,774	7,481	13,527
Sex								
Male	1,453	1,141	3,446	6,565	1,187	1,074	3,264	5,988
Female	765	1,604	3,925	6,945	669	1,438	3,589	6,285
Not stated	232	222	572	1,156	217	262	627	1,254
Total	2,450	2,967	7,943	14,666	2,074	2,774	7,481	13,527
Age group								
Under 12 years	32	211	590	893	31 ^E	195	510	792
12-19 years	24	143	414	656	20	130	435	659
20-24 years	52	123	245	500	45	114	231	457
25-34 years	410	339	700	1,590	347	331	609	1,407
35-44 years	734	365	1,279	2,574	560	373	1,133	2,233
45-54 years	628	552	1,505	2,923	546	487	1,460	2,713
55-64 years	271	499	1,390	2,384	247	453	1,331	2,222
65 years and over	67	513	1,247	1,989	60	429	1,145	1,790
Not stated	232	222	572	1,156	217	262	627	1,254
Total	2,450	2,967	7,943	14,666	2,074	2,774	7,481	13,527
Length of stay								
1 night	418	381	689	1,800	330	361	662	1,617
2-6 nights	1,647	1,658	3,932	8,021	1,393	1,586	3,606	7,314
7-13 nights	308	603	2,074	3,128	278	563	1,925	2,901
14 nights and over	77	325	1,247	1,717	72	265	1,287	1,695
Total	2,450	2,967	7,943	14,666	2,074	2,774	7,481	13,527

See footnote(s) at end of statistical tables.

Table 24

Trip characteristics of Canadian residents returning from the United States after a stay of one or more nights, by quarter of re-entry, 2000-2001

Trip characteristics	2000					2001				
	I	II	III	IV	Total	I	II	III	IV	Total
	'000									
Person-trips										
Region of destination										
New England	206	330	766	281	1,584	206	328	757	227	1,518
Middle Atlantic	499	795	1,167	588	3,049	504	801	1,065	444	2,814
South Atlantic	751	525	269	442	1,987	718	499	246	314	1,776
East North Central	310	456	663	417	1,845	308	445	583	348	1,684
West North Central	160	208	292	164	825	142	207	274	134	758
East South Central	33	31 ^E	18 ^E	17	98	24 ^E	34 ^E	26 ^E	21 ^E	105
West South Central	89	81	69	86	324	97	72	30	65	264
Mountain	337	344	412	279	1,372	330	296	337	220	1,182
Pacific	496	606	800	491	2,393	463	571	799	400	2,233
Alaska	F	43	58	5 ^E	110	F	48	71	F	125
Hawaii	139	62	78	77	356	177	48	47	74	347
Touring ¹	231	220	169	102	722	226	208	192	98	723
Total	3,254	3,702	4,761	2,950	14,666	3,194	3,556	4,427	2,349	13,527
Purpose of trip										
Business, convention or employment	587	675	599	590	2,450	580	605	436	453	2,074
Visiting friends or relatives	604	715	922	726	2,967	570	712	915	577	2,774
Other pleasure, recreation or holiday	1,843	1,978	2,762	1,360	7,943	1,821	1,900	2,673	1,086	7,481
Other	221	334	478	274	1,307	223	339	403	234	1,199
Total	3,254	3,702	4,761	2,950	14,666	3,194	3,556	4,427	2,349	13,527
Sex										
Male	1,490	1,684	2,075	1,315	6,565	1,425	1,560	1,942	1,061	5,988
Female	1,519	1,726	2,313	1,387	6,945	1,475	1,632	2,109	1,069	6,285
Not stated	245	292	372	247	1,156	294	364	376	220	1,254
Total	3,254	3,702	4,761	2,950	14,666	3,194	3,556	4,427	2,349	13,527
Age group										
Under 12 years	218	191	372	113	893	190	156	355	91	792
12-19 years	151	123	294	89	656	157	112	319	72	659
20-24 years	125	97	188	90	500	122	105	175	56	457
25-34 years	356	404	515	315	1,590	324	381	445	256	1,407
35-44 years	540	620	855	559	2,574	489	556	760	427	2,233
45-54 years	650	742	914	617	2,923	632	703	897	480	2,713
55-64 years	551	617	721	495	2,384	561	604	634	424	2,222
65 years and over	419	616	529	426	1,989	425	576	466	324	1,790
Not stated	245	292	372	247	1,156	294	364	376	220	1,254
Total	3,254	3,702	4,761	2,950	14,666	3,194	3,556	4,427	2,349	13,527
Length of stay										
1 night	336	451	637	376	1,800	324	401	584	308	1,617
2-6 nights	1,376	2,108	2,880	1,658	8,021	1,346	2,096	2,609	1,263	7,314
7-13 nights	872	721	899	635	3,128	848	615	910	528	2,901
14 nights and over	669	423	344	281	1,717	676	444	324	251	1,695
Total	3,254	3,702	4,761	2,950	14,666	3,194	3,556	4,427	2,349	13,527

See footnote(s) at end of statistical tables.

Table 25

Trip characteristics of Canadian residents returning from the United States after a stay of one or more nights, by type of transportation, 2000-2001

Trip characteristics	2000			2001		
	Automobile	Other	Total	Automobile	Other	Total
	'000					
Person-trips						
Region of destination						
New England	1,192	391	1,584	1,152	365	1,518
Middle Atlantic	2,154	895	3,049	2,059	755	2,814
South Atlantic	314	1,673	1,987	301	1,475	1,776
East North Central	1,181	664	1,845	1,086	598	1,684
West North Central	562	263	825	502	255	758
East South Central	19 ^E	79	98	18 ^E	87	105
West South Central	13 ^E	311	324	15	249	264
Mountain	525	847	1,372	473	709	1,182
Pacific	1,396	997	2,393	1,341	892	2,233
Alaska	30	80	110	33	91	125
Hawaii	...	356	356	...	347	347
Touring ¹	580	142	722	613	110	723
Total	7,967	6,699	14,666	7,593	5,934	13,527
Purpose of trip						
Business, convention or employment	560	1,891	2,450	535	1,539	2,074
Visiting friends or relatives	2,000	967	2,967	1,860	914	2,774
Other pleasure, recreation or holiday	4,477	3,465	7,943	4,361	3,120	7,481
Other	931	376	1,307	837	361	1,199
Total	7,967	6,699	14,666	7,593	5,934	13,527
Sex						
Male	3,576	2,989	6,565	3,369	2,619	5,988
Female	3,970	2,976	6,945	3,703	2,583	6,285
Not stated	422	734	1,156	522	732	1,254
Total	7,967	6,699	14,666	7,593	5,934	13,527
Age group						
Under 12 years	634	260	893	590	202	792
12-19 years	464	192	656	459	200	659
20-24 years	292	208	500	270	187	457
25-34 years	760	831	1,590	681	726	1,407
35-44 years	1,165	1,409	2,574	1,110	1,123	2,233
45-54 years	1,511	1,412	2,923	1,463	1,250	2,713
55-64 years	1,492	893	2,384	1,369	853	2,222
65 years and over	1,228	761	1,989	1,130	660	1,790
Not stated	422	734	1,156	522	732	1,254
Total	7,967	6,699	14,666	7,593	5,934	13,527
Length of stay						
1 night	1,426	374	1,800	1,332	285	1,617
2-6 nights	4,630	3,391	8,021	4,284	3,030	7,314
7-13 nights	1,151	1,977	3,128	1,164	1,737	2,901
14 nights and over	760	957	1,717	814	881	1,695
Total	7,967	6,699	14,666	7,593	5,934	13,527

See footnote(s) at end of statistical tables.

Table 26 A

Person-visits, visit-nights and expenditures of Canadian residents¹ returning from the United States, by state, 2000

State	Same day ²		One or more nights						Total	
	Person-visits '000	Spending \$'000,000	Person-visits '000	Spending \$'000,000	Visit-nights '000	Average length of stay nights	Average spending per person-visit \$	Average spending per visit-night \$	Person-visits '000	Spending \$'000,000
Alabama	47	0.7 ^E	46	18.3 ^E	236 ^E	5.1 ^E	395	78	94	19.0
Alaska	62	13.9	54	32.9 ^E	346 ^E	6.4	612	95	116	46.8
Arizona	73	2.7 ^E	306	300.8	4,674	15.3	983	64	379	303.5
Arkansas	20 ^E	0.3 ^E	32 ^E	F	94 ^E	2.9 ^E	F	F	53	F
California	163	2.1 ^E	1,036	949.8	8,591	8.3	917	111	1,199	951.9
Colorado	45	F	139	112.9	856	6.1	810	132	184	114.2
Connecticut	61	1.1 ^E	150	47.2	627	4.2	314	75	212	48.4
Delaware	30 ^E	F	F	F	F	3.2 ^E	F	F	51	F
District of Columbia	84	3.0 ^E	141	103.1	580	4.1	731	178	225	106.0
Florida	199	3.2 ^E	2,042	2,226.8	36,232	17.7	1,091	61	2,241	2,230.1
Georgia	444	6.7	358	131.0	1,240	3.5	366	106	802	137.6
Hawaii	47	F	379	623.7	4,899	12.9	1,646	127	426	624.2
Idaho	317	3.7	204	41.3	659	3.2	202	63	522	45.0
Illinois	327	4.6	373	215.1	1,251	3.4	576	172	700	219.8
Indiana	284	2.6	188	46.6	514	2.7	248	91	472	49.2
Iowa	57	F	104 ^E	19.6 ^E	286 ^E	2.8	189 ^E	68 ^E	161	20.5 ^E
Kansas	26	F	50	16.4 ^E	164 ^E	3.3	327	100	76	16.9 ^E
Kentucky	193	2.3	270	30.2	522	1.9	112	58	463	32.5
Louisiana	26 ^E	F	119	99.1	579	4.9	832	171	145	101.4
Maine	201	5.6 ^E	682	155.2	2,255	3.3	228	69	883	160.8
Maryland	313	F	194	55.6 ^E	708 ^E	3.6 ^E	286 ^E	78 ^E	507	60.6 ^E
Massachusetts	224	5.7 ^E	473	204.1	2,043	4.3	431	100	698	209.8
Michigan	973	23.6	1,237	227.9	3,142	2.5	184	73	2,210	251.5
Minnesota	299	10.9	511	133.7	1,343	2.6	261	100	811	144.6
Mississippi	28 ^E	F	44 ^E	18.6 ^E	159 ^E	3.6	420 ^E	11772	181	18.9 ^E
Missouri	34 ^E	F	147	68.5	657	4.5	465	104	181	69.7
Montana	104	1.7	464	102.1	1,509	3.2	220	68	569	103.7
Nebraska	26	0.4 ^E	49	12.8 ^E	120 ^E	2.4	260 ^E	107	76	13.2 ^E
Nevada	83	F	811	592.1	3,761	4.6	730	157	894	593.5
New Hampshire	506	7.9	297	53.3	782	2.6	179	68	802	61.2
New Jersey	121	3.4 ^E	245	95.8	1,120	4.6	391	85	366	99.1
New Mexico	24 ^E	0.2 ^E	65 ^E	34.7 ^E	288 ^E	4.4	535	120	89	35.0 ^E
New York	2,121	41.7	2,314	627.7	6,358	2.7	271	99	4,435	669.5
North Carolina	398	5.5	362	90.4	1,188	3.3	250	76	759	95.9
North Dakota	172	3.8	337	52.9	709	2.1	157	75	508	56.6
Ohio	366	5.8	508	114.0	1,297	2.6	225	88	874	119.9
Oklahoma	22	0.3 ^E	37	14.4 ^E	148 ^E	4.0 ^E	387 ^E	97 ^E	59	14.7 ^E
Oregon	79	1.6 ^E	326	78.5	1,250	3.8	241	63	405	80.1
Pennsylvania	716	9.7	648	146.2	1,680	2.6	226	87	1,365	156.0
Rhode Island	35 ^E	F	30 ^E	F	F	3.1 ^E	204 ^E	66 ^E	65	F
South Carolina	294	3.5	364	201.8	2,355	6.5	555	86	658	205.3
South Dakota	40	0.8 ^E	91	21.1 ^E	276 ^E	3.0	232	77	131	21.9 ^E
Tennessee	182	2.3 ^E	297	67.3	668	2.2	226	101	479	69.6
Texas	75	F	328	300.1	3,063	9.3	915	98	403	301.2
Utah	70	0.9	121	F	447	3.7	371 ^E	101 ^E	191	F
Vermont	755	10.3	608	99.8	1,729	2.8	164	58	1,362	110.1
Virginia	376	4.1	428	99.9	1,405	3.3	233	71	804	104.0
Washington	423	10.2	1,581	257.2	4,567	2.9	163	56	2,004	267.4
West Virginia	327	3.4	168	12.7	232	1.4	76	55	495	16.0
Wisconsin	131	2.0	180	48.0	526	2.9	267	91	311	50.0
Wyoming	38	0.6 ^E	79	13.7 ^E	162	2.0	172	84	118	14.3
Total	12,063	228.5	20,041	9,081.3	108,459	5.4	453	84	32,104	9,309.8

See footnote(s) at end of statistical tables.

Table 26 B

Person-visits, visit-nights and expenditures of Canadian residents¹ returning from the United States, by state, 2001

State	Same day ²		One or more nights						Total	
	Person-visits	Spending	Person-visits	Spending	Visit-nights	Average length of stay	Average spending per person-visit	Average spending per visit-night	Person-visits	Spending
	'000	\$'000,000	'000	\$'000,000	'000	nights	\$	\$	'000	\$'000,000
Alabama	40 ^E	F	53	20.2 ^E	228 ^E	4.3 ^E	384	89	93	20.7 ^E
Alaska	73	17.0	58	36.7 ^E	392 ^E	6.7	627	93	131	53.6
Arizona	59	2.4 ^E	315	327.8	5,135	16.3	1,041	64	373	330.1
Arkansas	21 ^E	F	44 ^E	8.7 ^E	F	F	197 ^E	F	65	9.3 ^E
California	168	F	910	858.0	8,015	8.8	943	107	1,078	861.4
Colorado	41	F	119	76.9	949	8.0	649	81	160	78.0
Connecticut	64	1.3 ^E	104	31.0	466 ^E	4.5 ^E	298	67 ^E	168	32.3
Delaware	30 ^E	F	19 ^E	F	F	2.5	213 ^E	F	49	4.7 ^E
District of Columbia	80	2.3	109	60.9	378	3.5	560	161	189	63.2
Florida	155	5.8 ^E	1,887	2,299.5	37,370	19.8	1,218	62	2,042	2,305.3
Georgia	446	8.1 ^E	365	141.3	1,094	3.0	387	129	811	149.4
Hawaii	53	F	359	565.1	4,629	12.9	1,576	122	412	571.5
Idaho	259	3.8	193	33.3	554	2.9	173	60	451	37.0
Illinois	377	3.7	355	191.0	1,258	3.5	537	152	732	194.8
Indiana	330	3.6	170	36.6	458	2.7	215	80	500	40.2
Iowa	48	F	119	20.5	294 ^E	2.5	172 ^E	70	167	21.2
Kansas	23 ^E	0.3 ^E	49	20.2 ^E	215 ^E	4.4	411 ^E	94 ^E	73	20.6 ^E
Kentucky	172	2.7	310	42.8	657	2.1	138	65	482	45.5
Louisiana	F	F	123	104.7	646	5.3	854	162	139	105.8
Maine	212	5.7	644	154.8	2,241	3.5	240	69	856	160.5
Maryland	366	3.3	185	43.3	527	2.9	235	82	550	46.6
Massachusetts	201	4.9	476	242.1	2,136	4.5	508	113	677	247.0
Michigan	977	22.7	1,133	215.3	2,729	2.4	190	79	2,110	238.0
Minnesota	302	11.4	496	141.8	1,491	3.0	286	95	798	153.2
Mississippi	25 ^E	F	47	F	150 ^E	3.2	F	116 ^E	72	F
Missouri	38	0.5 ^E	102	45.1	385	3.8	441	117	140	45.6
Montana	107	2.2	382	86.8	1,321	3.5	227	66	489	88.9
Nebraska	25	0.4	44	10.9 ^E	107	2.4	246	102	70	11.3 ^E
Nevada	74	1.5 ^E	658	542.3	3,360	5.1	824	161	732	543.8
New Hampshire	500	7.0	293	60.3	837	2.9	206	72	793	67.3
New Jersey	115	3.8	208	73.9	884	4.2	355	84	323	77.7
New Mexico	24 ^E	0.3 ^E	59	26.6 ^E	249 ^E	4.3	454	107	83	26.9 ^E
New York	1,929	36.6	2,200	604.6	6,337	2.9	275	95	4,129	641.1
North Carolina	400	6.9 ^E	376	108.3	1,552	4.1	288	70	777	115.3
North Dakota	165	3.5	264	48.2	613	2.3	183	79	429	51.8
Ohio	392	6.2	477	111.3	1,205	2.5	233	92	869	117.5
Oklahoma	22	0.3 ^E	38	15.9 ^E	F	F	414 ^E	95 ^E	60	16.2 ^E
Oregon	66	1.6 ^E	307	87.2	1,223	4.0	284	71	374	88.8
Pennsylvania	710	7.6	573	107.4	1,371	2.4	187	78	1,283	115.0
Rhode Island	25 ^E	F	36	F	F	F	522 ^E	F	61	F
South Carolina	299	3.2	356	184.5	2,296	6.4	518	80	656	187.7
South Dakota	38	0.5 ^E	93	19.6	268	2.9	211	73	131	20.1
Tennessee	184	2.4	298	67.9	706	2.4	227	96	482	70.2
Texas	73	F	279	236.2	3,091	11.1	847	76	351	237.6
Utah	61	1.0	134	49.9	F	F	371	F	195	50.8
Vermont	727	9.3	577	96.0	1,620	2.8	166	59	1,304	105.3
Virginia	366	4.1	425	88.7	1,204	2.8	209	74	790	92.8
Washington	337	8.9	1,538	281.3	4,728	3.1	183	60	1,875	290.2
West Virginia	251	2.7 ^E	173	18.3 ^E	259	1.5	106	71	424	21.0
Wisconsin	117	2.0	186	51.3	574	3.1	276	89	302	53.2
Wyoming	46	0.8 ^E	67	9.5	138	2.1	141	69	113	10.3
Total	11,628	229.1	18,787	8,744.4	107,790	5.7	465	81	30,415	8,973.5

See footnote(s) at end of statistical tables.

Table 27 A

Person-trips, person-nights and expenditures of Canadian residents returning from countries other than the United States, by selected trip characteristics, 2000

Trip characteristics	Person-trips		Person nights ^{1,2}	Average number of nights per trip	Spending in country ²	Average spending per person-trip	Average spending per person-night
	'000	%					
Quarter of re-entry							
I	1,414	31.3	20,910	14.8	1,731	1,224	83
II	1,046	23.2	17,408	16.6	1,632	1,560	94
III	1,112	24.6	23,716	21.3	1,747	1,572	74
IV	944	20.9	15,107	16.0	1,498	1,587	99
Total	4,516	100.0	77,142	17.1	6,608	1,463	86
Region of destination							
Europe	1,908	42.3	34,732	18.2	3,193	1,673	92
Africa	93	2.1	3,269 ^E	35.3	229	2,476	70
Asia	448	9.9	12,752	28.4	909	2,027	71
Central America	63	1.4	1,092 ^E	17.4	87 ^E	1,392	80
Bermuda and Caribbean	807	17.9	7,857	9.7	802	994	102
South America	139	3.1	2,537	18.2	233	1,673	92
Other regions ³	776	17.2	11,322	14.6	947	1,221	84
Cruises	274	6.1	3,080	11.2	156	568	51
Total⁴	4,516	100.0	77,142	17.1	6,608	1,463	86
Purpose of trip							
Business, convention or employment	619	13.7	9,122	14.7	1,343	2,169	147
Visiting friends or relatives	865	19.2	20,154	23.3	972	1,124	48
Other pleasure, recreation or holiday	2,763	61.2	41,048	14.9	3,868	1,400	94
Other	267	5.9	6,819	25.5	425	1,588	62
Total	4,516	100.0	77,142	17.1	6,608	1,463	86
Length of stay							
1-6 nights	346	7.7	1,492	4.3	335	968	225
7-13 nights	1,887	41.8	15,624	8.3	1,997	1,058	128
14-20 nights	1,238	27.4	19,451	15.7	1,973	1,594	101
21 nights and over	1,045	23.1	40,575	38.8	2,303	2,205	57
Total	4,516	100.0	77,142	17.1	6,608	1,463	86

See footnote(s) at end of statistical tables.

Table 27 B

Person-trips, person-nights and expenditures of Canadian residents returning from countries other than the United States, by selected trip characteristics, 2001

Trip characteristics	Person-trips		Person nights ^{1,2}	Average number of nights per trip	Spending in country ²	Average spending per person-trip	Average spending per person-night
	'000	%					
Quarter of re-entry							
I	1,663	34.4	25,528	15.4	2,092	1,258	82
II	1,132	23.4	20,798	18.4	1,718	1,517	83
III	1,191	24.7	23,783	20.0	1,853	1,556	78
IV	846	17.5	13,438	15.9	1,324	1,566	99
Total	4,832	100.0	83,547	17.3	6,987	1,446	84
Region of destination							
Europe	1,881	38.9	34,738	18.5	3,125	1,662	90
Africa	85	1.8	2,927 ^E	34.3	205	2,397	70
Asia	559	11.6	16,756	30.0	1,144	2,048	68
Central America	52	1.1	708 ^E	13.5	68	1,295	96
Bermuda and Caribbean	975	20.2	9,601	9.8	996	1,021	104
South America	150	3.1	2,554	17.1	226	1,513	89
Other regions ³	786	16.3	11,479	14.6	968	1,232	84
Cruises	335	6.9	4,041	12.0	192	573	48
Total⁴	4,832	100.0	83,547	17.3	6,987	1,446	84
Purpose of trip							
Business, convention or employment	580	12.0	9,691	16.7	1,120	1,929	116
Visiting friends or relatives	849	17.6	20,066	23.6	1,006	1,185	50
Other pleasure, recreation or holiday	3,095	64.1	45,735	14.8	4,367	1,411	95
Other	307	6.4	8,054	26.2	494	1,609	61
Total	4,832	100.0	83,547	17.3	6,987	1,446	84
Length of stay							
1-6 nights	372	7.7	1,675	4.5	316	849	189
7-13 nights	1,966	40.7	16,236	8.3	1,986	1,010	122
14-20 nights	1,375	28.5	21,634	15.7	2,123	1,544	98
21 nights and over	1,118	23.1	44,001	39.4	2,562	2,291	58
Total	4,832	100.0	83,547	17.3	6,987	1,446	84

See footnote(s) at end of statistical tables.

Table 28 A

Trip characteristics of Canadian residents returning from countries other than the United States, by province of residence, 2000

Trip characteristics		Atlantic provinces	Quebec	Ontario	Manitoba	Saskatchewan	Alberta	British Columbia ¹	Canada
Person-trips	'000	162	897	2,130	94	77	378	777	4,516
Spending ²	\$'000,000	221	1,299	2,942	146	120	584	1,296	6,608
Average spending per person-trip	\$	1,367	1,448	1,381	1,550	1,560	1,546	1,667	1,463
Person-nights ^{2,3}	'000	2,329	14,685	33,006	1,821 ^E	1,443	6,457	17,401	77,142
Average number of nights per trip		14.4	16.4	15.5	19.4	18.7	17.1	22.4	17.1
Average spending per person-night	\$	95	88	89	80 ^E	83	90	74	86
'000									
Person-trips, one or more nights									
Quarter of re-entry									
I		53	294	669	39	31	105	222	1,414
II		50	186	483	17 ^E	16 ^E	88	206	1,046
III		31	223	565	11 ^E	F	89	181	1,112
IV		27	194	413	27	18 ^E	97	168	944
Total		162	897	2,130	94	77	378	777	4,516
Region of destination									
Europe		65	399	945	32	30 ^E	136	301	1,908
Africa		F	33 ^E	32 ^E	F	F	F	F	93
Asia		F	51	166	F	F	48	157	448
Central America		F	F	31 ^E	F	F	F	F	63
Bermuda and Caribbean		44	206	462	16	10 ^E	47 ^E	22 ^E	807
South America		F	53 ^E	60	F	F	16 ^E	F	139
Other regions ⁴		32	116	288	25	22 ^E	91	202	776
Cruises		F	23 ^E	142	F	F	28 ^E	61 ^E	274
Total⁵		162	897	2,130	94	77	378	777	4,516
Purpose of trip									
Business, convention or employment		24	161	270	20 ^E	10 ^E	64	70	619
Visiting friends or relatives		21	104	434	19 ^E	13 ^E	75	201	865
Other pleasure, recreation or holiday		104	596	1,291	47	50	213	462	2,763
Other		12 ^E	36 ^E	135	9 ^E	F	25 ^E	45	267
Total		162	897	2,130	94	77	378	777	4,516
Sex									
Male		65	369	897	41	39	169	324	1,904
Female		88	456	1,074	45	33	180	405	2,281
Not stated		F	72	160	F	F	29 ^E	48	331
Total		162	897	2,130	94	77	378	777	4,516
Age group									
Under 12 years		F	31 ^E	72	F	F	18 ^E	30 ^E	157
12-19 years		4 ^E	29	111	F	F	14 ^E	29 ^E	195
20-24 years		F	43	89	F	F	19 ^E	27	191
25-34 years		28	144	296	14 ^E	F	53	83	629
35-44 years		29	162	315	11 ^E	13 ^E	72	131	734
45-54 years		36	203	430	25	13 ^E	90	160	957
55-64 years		28	131	368	16 ^E	16 ^E	46	140	745
65 years and over		19 ^E	82	290	F	10 ^E	36	129	576
Not stated		F	72	160	F	F	29 ^E	48	331
Total		162	897	2,130	94	77	378	777	4,516
Length of stay									
1-6 nights		19	72	187	F	F	30	32 ^E	346
7-13 nights		83	366	998	36	29	144	229	1,887
14-20 nights		33	273	552	29	26 ^E	111	215	1,238
21 nights and over		27 ^E	186	393	26 ^E	19 ^E	93	301	1,045
Total		162	897	2,130	94	77	378	777	4,516

See footnote(s) at end of statistical tables.

Table 28 B

Trip characteristics of Canadian residents returning from countries other than the United States, by province of residence, 2001

Trip characteristics		Atlantic provinces	Quebec	Ontario	Manitoba	Saskatchewan	Alberta	British Columbia ¹	Canada
Person-trips	'000	177	980	2,328	102	66	424	756	4,832
Spending ²	\$'000,000	251	1,312	3,190	144	103	666	1,322	6,987
Average spending per person-trip	\$	1,413	1,340	1,371	1,413	1,560	1,570	1,748	1,446
Person-nights ^{2,3}	'000	2,869	15,800	36,129	1,686	1,263	8,188	17,611	83,547
Average number of nights per trip		16.2	16.1	15.5	16.6	19.2	19.3	23.3	17.3
Average spending per person-night	\$	87	83	88	85	81	81	75	84
'000									
Person-trips, one or more nights									
Quarter of re-entry									
I		68	352	772	62	36	148	225	1,663
II		58	206	555	19 ^E	13 ^E	103	178	1,132
III		21	262	600	9 ^E	F	93	196	1,191
IV		F	160	400	12 ^E	F	79	156	846
Total		177	980	2,328	102	66	424	756	4,832
Region of destination									
Europe		61	404	990	24	22 ^E	124	256	1,881
Africa		F	32 ^E	33	F	F	F	11 ^E	85
Asia		F	60	196	F	F	79	196	559
Central America		F	14 ^E	24 ^E	F	F	F	F	52
Bermuda and Caribbean		50	240	567	23	11 ^E	51	33 ^E	975
South America		F	43	72	F	F	12 ^E	F	150
Other regions ⁴		30	145	242	27	17 ^E	121	205	786
Cruises		F	40 ^E	200	F	F	27 ^E	36 ^E	335
Total⁵		177	980	2,328	102	66	424	756	4,832
Purpose of trip									
Business, convention or employment		24	139	270	11 ^E	9 ^E	61	66	580
Visiting friends or relatives		27	113	429	16 ^E	13 ^E	70	183	849
Other pleasure, recreation or holiday		121	684	1,467	72	43	261	447	3,095
Other		F	43 ^E	162	F	F	32 ^E	60	307
Total		177	980	2,328	102	66	424	756	4,832
Sex									
Male		74	412	959	42	30	178	303	1,998
Female		90	484	1,173	51	28	203	372	2,401
Not stated		13 ^E	84	196	8 ^E	F	42	82	432
Total		177	980	2,328	102	66	424	756	4,832
Age group									
Under 12 years		F	47	91	F	F	16 ^E	31	194
12-19 years		F	29	84	F	F	16	39 ^E	179
20-24 years		F	45	73	F	F	16 ^E	25	173
25-34 years		27 ^E	138	275	14 ^E	7 ^E	55	88	605
35-44 years		29	182	351	17	13 ^E	77	116	785
45-54 years		35	229	487	23	13 ^E	106	143	1,036
55-64 years		33	157	427	21 ^E	11 ^E	61	121	831
65 years and over		22	69	344	9 ^E	F	35	111	598
Not stated		13 ^E	84	196	8 ^E	F	42	82	432
Total		177	980	2,328	102	66	424	756	4,832
Length of stay									
1-6 nights		16 ^E	74	223	F	F	21 ^E	33 ^E	372
7-13 nights		89	394	1,049	43	28	165	199	1,966
14-20 nights		38 ^E	325	583	30	20 ^E	130	250	1,375
21 nights and over		35	187	473	25 ^E	17 ^E	108	274	1,118
Total		177	980	2,328	102	66	424	756	4,832

See footnote(s) at end of statistical tables.

Table 29

Trip characteristics of Canadian residents returning from countries other than the United States, by purpose of trip, 2000-2001

Trip characteristics	2000				2001			
	Business, convention or employment	Visiting friends or relatives	Other pleasure, recreation or holiday	Total ¹	Business, convention or employment	Visiting friends or relatives	Other pleasure, recreation or holiday	Total ¹
	'000							
Quarter of re-entry								
I	126	184	1,037	1,414	144	231	1,222	1,663
II	170	205	612	1,046	174	190	686	1,132
III	156	297	569	1,112	125	294	664	1,191
IV	166	179	546	944	137	134	523	846
Total	619	865	2,763	4,516	580	849	3,095	4,832
Province of residence								
Atlantic provinces	24	21	104	162	24	27	121	177
Quebec	161	104	596	897	139	113	684	980
Ontario	270	434	1,291	2,130	270	429	1,467	2,328
Manitoba	20 ^E	19 ^E	47	94	11 ^E	16 ^E	72	102
Saskatchewan	10 ^E	13 ^E	50	77	9 ^E	13 ^E	43	66
Alberta	64	75	213	378	61	70	261	424
British Columbia, Yukon, Northwest Territories and Nunavut	70	201	462	777	66	183	447	756
Total	619	865	2,763	4,516	580	849	3,095	4,832
Region of destination								
Europe	324	573	860	1,908	301	515	923	1,881
Africa	20	F	41 ^E	93	23 ^E	13 ^E	38 ^E	85
Asia	112	149	143	448	111	188	210	559
Central America	F	F	48 ^E	63	F	F	36	52
Bermuda and Caribbean	47	43	690	807	37	54	832	975
South America	57	22 ^E	55	139	36	23 ^E	80	150
Other regions ²	45	46	661	776	48	46	662	786
Cruises	F	F	261	274	F	F	309	335
Total³	619	865	2,763	4,516	580	849	3,095	4,832
Sex								
Male	379	334	1,085	1,904	340	316	1,235	1,998
Female	187	461	1,500	2,281	170	445	1,626	2,401
Not stated	53	70	178	331	70	88	235	432
Total	619	865	2,763	4,516	580	849	3,095	4,832
Age group								
Under 12 years	F	53	92	157	F	58	119	194
12-19 years	F	34	130	195	F	38	109	179
20-24 years	11 ^E	39	118	191	8 ^E	29	108	173
25-34 years	92	107	389	629	77	106	365	605
35-44 years	152	129	419	734	129	113	502	785
45-54 years	187	142	591	957	177	135	679	1,036
55-64 years	89	155	462	745	92	147	556	831
65 years and over	26	136	383	576	18	135	421	598
Not stated	53	70	178	331	70	88	235	432
Total	619	865	2,763	4,516	580	849	3,095	4,832
Length of stay								
1-6 nights	187	24 ^E	119	346	175	33 ^E	139	372
7-13 nights	260	204	1,310	1,887	225	179	1,434	1,966
14-20 nights	87	254	830	1,238	91	248	970	1,375
21 nights and over	86	383	504	1,045	89	389	552	1,118
Total	619	865	2,763	4,516	580	849	3,095	4,832

See footnote(s) at end of statistical tables.

Table 30

Trip characteristics of Canadian residents returning from countries other than the United States, by quarter of re-entry, 2000-2001

Trip characteristics	2000					2001				
	I	II	III	IV	Total	I	II	III	IV	Total
	'000									
Region of destination										
Europe	274	536	688	411	1,908	324	521	702	335	1,881
Africa	33 ^E	F	F	23	93	28 ^E	25 ^E	21 ^E	12 ^E	85
Asia	126	85	124	114	448	196	133	115	115	559
Central America	40 ^E	F	F	F	63	37	F	F	F	52
Bermuda and Caribbean	359	162	122	163	807	476	190	158	151	975
South America	60	25 ^E	29 ^E	25	139	54	27	38 ^E	30 ^E	150
Other regions ¹	416	146	75	140	776	421	157	72	135	786
Cruises	106	69	42 ^E	58	274	127	71	78	60	335
Total²	1,414	1,046	1,112	944	4,516	1,663	1,132	1,191	846	4,832
Purpose of trip										
Business, convention or employment	126	170	156	166	619	144	174	125	137	580
Visiting friends or relatives	184	205	297	179	865	231	190	294	134	849
Other pleasure, recreation or holiday	1,037	612	569	546	2,763	1,222	686	664	523	3,095
Other	67	59	90	52	267	66	82	108	51	307
Total	1,414	1,046	1,112	944	4,516	1,663	1,132	1,191	846	4,832
Sex										
Male	602	433	446	423	1,904	688	454	485	370	1,998
Female	711	548	570	453	2,281	830	565	606	401	2,401
Not stated	101	65	96	68	331	145	113	101	74	432
Total	1,414	1,046	1,112	944	4,516	1,663	1,132	1,191	846	4,832
Age group										
Under 12 years	42	28 ^E	65	22 ^E	157	64	31	77	22	194
12-19 years	76	27	67	25 ^E	195	64	29 ^E	73	F	179
20-24 years	60	51	57	22	191	45	46	49	33 ^E	173
25-34 years	172	164	171	121	629	184	136	173	112	605
35-44 years	232	170	181	152	734	298	190	170	126	785
45-54 years	319	241	197	201	957	383	235	241	178	1,036
55-64 years	235	165	161	185	745	279	190	184	178	831
65 years and over	176	135	118	147	576	202	162	124	110	598
Not stated	101	65	96	68	331	145	113	101	74	432
Total	1,414	1,046	1,112	944	4,516	1,663	1,132	1,191	846	4,832
Length of stay										
1-6 nights	86	88	74	98	346	104	91	92	85	372
7-13 nights	714	443	320	410	1,887	825	454	313	374	1,966
14-20 nights	371	288	343	235	1,238	410	333	417	214	1,375
21 nights and over	242	227	375	201	1,045	324	253	368	173	1,118
Total	1,414	1,046	1,112	944	4,516	1,663	1,132	1,191	846	4,832

See footnote(s) at end of statistical tables.

Table 31 A
Person-visits, visit-nights and expenditures of Canadian residents¹ in selected countries, 2000

Selected countries	One or more nights						Total ²		
	Person-visits	Spending	Visit-nights	Average length of stay	Average spending per person-visit	Average spending per visit-night	Person-visits	Spending	Average spending per person-visit
	'000	\$'000,000	'000	nights	\$	\$	'000	\$'000,000	\$
Europe									
Austria	97	74	579	6.0	769	128	105	76	723
Belgium	97	53	574 ^E	5.9	541	92	122	55	446
France	461	583	4,918	10.7	1,265	119	517	588	1,139
Germany	284	238	2,573	9.1	840	93	327	240	735
Greece	63	59	725 ^E	11.5	939	81	85	62	727
Ireland (Rep.)	91	107	1,001	11.0	1,169	106	98	107	1,097
Italy	232	340	2,967	12.8	1,469	115	276	346	1,251
Netherlands	155	107	1,389	9.0	693	77	177	108	613
Portugal	73	84	1,212	16.6	1,144	69	89	85	955
Spain	142	173	2,069 ^E	14.6	1,220	84	173	176	1,018
Switzerland	145	109	996	6.9	752	109	164	113	688
United Kingdom	797	976	10,438	13.1	1,225	94	837	978	1,169
Other	374	324	4,479	12.0	866	72	511	334	654
Total	3,009	3,226	33,919	11.3	1,072	95	3,480	3,269	939
Africa	159	237	3,271^E	20.5	1,488	72	184	240	1,303
Asia									
China	92	175	1,868 ^E	20.3	1,897	94	94	175	1,867
Hong Kong	97	103	1,449 ^E	15.0	1,062	71	109	103	946
Japan	119	182	1,874 ^E	15.7	1,526	97	124	182	1,472
Other	379	471	7,518	19.9	1,244	63	402	473	1,175
Total	687	931	12,710	18.5	1,355	73	729	933	1,280
Central America	80	88^E	1,095^E	13.6	1,100	81	129	93^E	719
Bermuda and Caribbean									
Cuba	260	206	2,290	8.8	792	90	261	206	790
Dominican Republic	187	150	1,714	9.2	805	88	192	150	785
Jamaica	67	72 ^E	663	9.9	1,076	108	96	74 ^E	768
Other	347	384	3,140	9.1	1,107	122	827	429	518
Total	860	812	7,806	9.1	944	104	1,376	859	624
South America	165	235	2,469	15.0	1,430	95	194	238	1,228
North America									
Mexico	692	691	7,470	10.8	999	93	798	702	879
Other	9	F	20	2.1	F	F	11	F	F
Total	701	695	7,490	10.7	991	93	809	706	873
Oceania and other ocean islands									
Australia	87	180	2,623 ^E	30.3	2,073	68	87	180	2,073
Other	65	110 ^E	1,381 ^E	21.1	1,680	80	67	110	1,648
Total	152	290	4,004	26.3	1,904	72	154	290	1,888
Grand total	5,814	6,515	72,763	12.5	1,121	90	7,055	6,628	939

See footnote(s) at end of statistical tables.

Table 31 B

Person-visits, visit-nights and expenditures of Canadian residents¹ in selected countries, 2001

Selected countries	One or more nights						Total ²		
	Person-visits	Spending	Visit-nights	Average length of stay	Average spending per person-visit	Average spending per visit-night	Person-visits	Spending	Average spending per person-visit
	'000	\$'000,000	'000	nights	\$	\$	'000	\$'000,000	\$
Europe									
Austria	96	66	648	6.7	686	102	115	67	578
France	481	585	5,938	12.3	1,217	99	543	588	1,082
Germany	251	215	2,579	10.3	857	83	306	216	709
Greece	77	106	1,348 ^E	17.4	1,375	79	92	108	1,170
Ireland (Rep.)	118	135	1,198	10.2	1,144	113	121	135	1,116
Italy	231	379	2,983	12.9	1,643	127	278	384	1,382
Netherlands	146	103	1,403	9.6	706	74	189	106	561
Portugal	90	109	1,609	17.9	1,216	68	95	110	1,151
Spain	162	179	2,213	13.6	1,105	81	195	181	932
Switzerland	142	113	930	6.6	798	122	168	114	681
United Kingdom	673	807	8,881	13.2	1,199	91	702	808	1,151
Other	436	389	4,694	10.8	892	83	639	404	631
Total	2,902	3,186	34,423	11.9	1,098	93	3,442	3,220	936
Africa	142	218	2,981^E	21.0	1,532	73	176	220	1,246
Asia									
China	107	203	2,165	20.2	1,899	94	109	203	1,861
Japan	122	196	1,861	15.2	1,603	105	128	196	1,530
Thailand	79	97	1,055 ^E	13.4	1,228	92	83	97	1,174
Other	562	669	11,706	20.8	1,191	57	596	671	1,125
Total	870	1,165	16,788	19.3	1,339	69	917	1,168	1,274
Central America	70	69	716^E	10.3	991	97	120	73	612
Bermuda and Caribbean									
Bahamas	65	57 ^E	410	6.4	888	140	147	63	428
Cuba	348	312	3,026	8.7	899	103	350	313	892
Dominican Republic	251	229	2,371	9.5	913	97	261	230	879
Jamaica	83	82	705	8.5	994	117	120	85	711
Other	289	331	3,045	10.5	1,147	109	788	376	477
Total	1,034	1,012	9,556	9.2	979	106	1,666	1,067	640
South America	182	236	2,537	13.9	1,295	93	244	241	988
North America									
Mexico	689	691	7,003	10.2	1,003	99	810	701	865
Other	9	2 ^E	24	2.6	265 ^E	102 ^E	9	2 ^E	265
Total	698	693	7,027	10.1	993	99	819	703	858
Oceania and other ocean islands									
Australia	107	227	3,313	31.0	2,131	69	108	228	2,114
Other	54	91 ^E	F	26.5 ^E	1,689	64	58	93 ^E	1,599
Total	161	318	4,741	29.5	1,983	67	166	321	1,934
Grand total	6,059	6,898	78,769	13.0	1,138	88	7,550	7,013	929

See footnote(s) at end of statistical tables.

Footnotes

Table 1

- (1) Subject to revision.
- (2) Estimates of travel payments and balance for 2001 differ from those presently included in the Balance of Payments of the System of National Accounts. However, the latter will be corrected next year.

Table 2

- (1) Subject to revision.
- (2) Includes spending in the United States by Canadian residents en route to and from other countries.
- (3) Includes spending by Canadian residents on side trips to other countries while visiting the United States.
- (4) Estimates of spending abroad for 2001, in the United States and in other countries, differ from those presently included in the Balance of Payments of the System of National Accounts. However the latter will be corrected next year.

Table 3

- (1) Subject to revision.

Table 4

- (1) Subject to revision.
- (2) Includes Luxembourg.
- (3) France comprises the departments of metropolitan France, the Principality of Monaco, the overseas departments (French Guyana, Martinique, Guadeloupe, Reunion Island), the overseas territories (French Polynesia, New Caledonia and dependencies, the Wallis and Futuna Islands), and the local governments of Mayotte and St. Pierre et Miquelon.

Table 5

- (1) Includes immigrants, former residents, diplomats, military personnel and dependants.

Table 6

- (1) Other types include train, boat, pedestrians, cycle (bicycle, motorcycle, etc.).

Table 8

- (1) Other types include train, boat, pedestrians, cycle (bicycle, motorcycle, etc.).

Table 9

- (1) Disposable income figures relate to all Canadian residents and not only those who travel.
- (2) Revalued peso (1993).

Table 10

- (1) Excludes spending and nights in the United States by Canadian residents en route to and from other countries.
- (2) Excludes spending and nights by Canadian residents in other countries while visiting the United States.

Table 11

- (1) Includes Mainland China, Mongolia and Tibet.
- (2) Includes France, Andorra and Monaco.
- (3) Includes India, Bhutan, Sri Lanka, Nepal, Pakistan and Bangladesh.
- (4) Includes Italy, San Marino and Vatican City State.
- (5) Includes Switzerland and Liechtenstein.

Table 12

- (1) Other types include train, boat, pedestrians, cycle (bicycle, motorcycle, etc.).

Table 13

- (1) Sum of visits to Newfoundland and Labrador, New Brunswick, Nova Scotia and Prince Edward Island.
- (2) Includes Yukon, Northwest Territories and Nunavut.
- (3) Other types include train, boat, pedestrians, cycle (bicycle, motorcycle, etc.).

Table 14

- (1) Includes other purposes of trip.
- (2) Other types include train, boat, pedestrians, cycle (bicycle, motorcycle, etc.).

Table 15

- (1) Includes Belgium and Luxembourg.
- (2) Includes Denmark and Faeroe Islands.
- (3) Includes France, Andorra and Monaco.
- (4) Includes Italy, San Marino and Vatican City State.
- (5) Includes Portugal, Azores and Madeira.
- (6) Includes Spain and Canary Islands.
- (7) Includes Switzerland and Liechtenstein.
- (8) Includes Mainland China, Mongolia and Tibet.
- (9) Includes India, Bhutan, Sri Lanka, Nepal, Pakistan and Bangladesh.

Footnotes – Concluded

Table 16

- (1) Includes Belgium and Luxembourg.
- (2) Includes Denmark and Faeroe Islands.
- (3) Includes France, Andorra and Monaco.
- (4) Includes Italy, San Marino and Vatican City State.
- (5) Includes Portugal, Azores and Madeira.
- (6) Includes Spain and Canary Islands.
- (7) Includes Switzerland and Liechtenstein.
- (8) Includes Mainland China, Mongolia and Tibet.
- (9) Includes India, Bhutan, Sri Lanka, Nepal, Pakistan and Bangladesh.

Table 17

- (1) Includes France, Andorra and Monaco.
- (2) Includes St. Pierre et Miquelon, Mexico and Greenland.

Table 18

- (1) Sum of visits to Newfoundland and Labrador, New Brunswick, Nova Scotia and Prince Edward Island.
- (2) Includes Yukon, Northwest Territories and Nunavut.
- (3) Includes France, Andorra and Monaco.
- (4) Includes St. Pierre et Miquelon, Mexico and Greenland.

Table 19

- (1) Includes other purposes of trip.
- (2) Includes France, Andorra and Monaco.
- (3) Includes St. Pierre et Miquelon, Mexico and Greenland.

Table 21

- (1) Excludes nights in the United States by Canadian residents en route to and from other countries.
- (2) Excludes spending in the United States by Canadian residents en route to and from other countries.
- (3) Other types include train, boat, pedestrians, cycle (bicycle, motorcycle, etc.).
- (4) Persons stating three or more regions visited.

Table 22

- (1) Includes Yukon, Northwest Territories and Nunavut.
- (2) Persons stating three or more regions visited.

Table 23

- (1) Includes other purposes of trip.
- (2) Persons stating three or more regions visited.

Table 24

- (1) Persons stating three or more regions visited.

Table 25

- (1) Persons stating three or more regions visited.

Table 26

- (1) Includes Canadian residents travelling in the United States while en route to and from other countries.
- (2) Excludes Canadian travellers leaving and returning to Canada by automobile on the same day.

Note: A Canadian resident may visit several states during a trip to the United States; each visit is recorded along with the spending and nights; the number of visits, therefore, will be greater than the number of person-trips.

Table 27

- (1) Includes nights travelling to and from destination.
- (2) Excludes spending and nights by Canadian residents in other countries while visiting the United States.
- (3) Includes St. Pierre et Miquelon, Mexico, Greenland and Oceania (including Australia).
- (4) Total includes persons visiting three or more regions of destination.

Table 28

- (1) Includes Yukon, Northwest Territories and Nunavut.
- (2) Excludes spending and nights by Canadian residents in other countries while visiting the United States.
- (3) Includes nights travelling to and from destination.
- (4) Includes St. Pierre et Miquelon, Mexico, Greenland and Oceania (including Australia).
- (5) Total includes persons visiting three or more regions of destination.

Table 29

- (1) Includes other purposes of trip.
- (2) Includes St. Pierre et Miquelon, Mexico, Greenland and Oceania (including Australia).
- (3) Total includes persons visiting three or more regions of destination.

Table 30

- (1) Includes St. Pierre et Miquelon, Mexico, Greenland and Oceania (including Australia).
- (2) Total includes persons visiting three or more regions of destination.

Table 31

- (1) Includes Canadian residents on side trips to other countries while visiting the United States.
- (2) Includes same-day visits to overseas countries by Canadian residents, as well as their spending on those visits.

Note: A Canadian resident may visit several countries during a trip overseas; each visit is recorded along with the spending and nights; the number of visits therefore will be greater than the number of person-trips.

Appendix

International travel statistics

Background

Statistical series on travel between Canada and other countries originated in the early 1920s primarily as a requirement for the Canadian Balance of International Payments.

The method of collection relied heavily on the detailed administrative records of Canada Customs and Revenue Agency (CCRA) and Immigration authorities to obtain the number of border crossings and on the officers from these departments to distribute questionnaires to a sample of travellers in order to collect information on their trip spending.

The accuracy of these methods depended on the completeness of the records of traveller movements and the representativeness of the sample expenditures derived for each category of traveller.

The statistical processes continued to rely on the administrative records of co-operating departments until 1972. Several changes in the methods of documenting visitors and resident travellers, resultant from policy revisions by Customs and Immigration, have led in the past to changes in definitions and breaks in statistical continuity. The purpose of the change in 1972 was to standardize definitions, methods and requirements for the collection of traveller counts, in light of the movement toward facilitation of traffic flows, and as a means of more adequately controlling the survey results.

The original purpose of the questionnaire surveys was to collect expenditure data only, to be applied to the traveller movements, to derive aggregate expenditures on visitors to Canada and residents returning from abroad. The first questionnaires were short and contained only three or four questions. Response was large and consistent.

As travel gained in size and importance to the Canadian economy, the tourism industry voiced the need for more detailed information on the traveller for market research and industry planning. The questionnaires were gradually expanded to include as many as 19 questions on different characteristics, including purpose of trip, duration, locations visited, types of accommodation used, activities and expenditures. The last major changes to the questionnaires were made in 1990. However, minor modifications were introduced in 2001.

Prior to 1990, questionnaires for United States residents visiting Canada were distributed to these travellers on

returning to their country by United States Customs officials. The questionnaires were processed by the United States Department of Commerce and the results were sent to Statistics Canada. Since 1990, questionnaires are distributed to residents of the United States upon entering Canada during sampling periods by CCRA officials. Completed questionnaires are mailed to Statistics Canada for processing.

Between 2000 and 2001, several methodological initiatives were developed to improve the quality of the estimates based on the questionnaire surveys. These initiatives include a bias adjustment to the population weights, a procedure for imputing international transportation fares and total trip spending, an air exit survey of overseas visitors, the regional weighting of questionnaires from overseas visitors, a new production schedule to accommodate the inclusion of new questionnaires and a new method for calculating the coefficients of variation.

In 2002, the 2000 and 2001 data from the questionnaire surveys have been revised to incorporate the results of these initiatives. Since 2002, these initiatives are part of the new methodology used to produce estimates from the questionnaire surveys. This new methodology is summarized under "Questionnaire surveys" in the "Description of methods" section. Also, documents describing in a more detailed fashion the new methodology and each of the new initiatives are available upon request.

The introduction of this new methodology results in a break in the time series of estimates based on the questionnaire surveys. Consequently, data from previous years are not comparable to revised 2000 and 2001 data and future data. However, revised 2000 and 2001 data allow users to make comparisons back to 2000.

The actual implementation of the specified methods may be subject to two types of bias: a distribution bias, that is, the questionnaires may not be handed to a random selection of travellers and a non-response bias, that is, returns may not be representative of the travelling public. Although about 57,000 questionnaires obtained from non-resident parties entering Canada and 52,000 from returning residents were used to produce the 2001 estimates, these numbers represent less than 1% of the total traffic.

Given the size of the sample, the basic purpose of the questionnaire surveys (the estimation of visitors' spending at the Canada and regional level and spending of resident travellers by region of the world) continues to be met with reasonable levels of reliability providing the assumption of negligible biases is not seriously violated. Estimations of expenditures and other characteristics at lower levels

of aggregation, such as certain provincial data and detailed cross-classifications, strain the capacity of the survey; the resultant estimates are less reliable and several of them are not sufficiently reliable to be published, as can be seen in several tables of this publication.

Travel and the Balance of payments

Spending by non-residents visiting Canada (receipts) and spending by Canadian residents returning from trips abroad (payments) are incorporated in the travel account which is an integral part of the current account of the Canadian Balance of International Payments. In 2001, travel receipts, included in exports as "services", accounted for about 3.2% of all current receipts while travel payments, included in imports as "services", represented approximately 3.8% of all current payments.

In the context of Balance of Payments for Canada, receipts on travel account are defined to include all expenses incidental to travel in Canada by non-residents. Among these are expenditures in Canada for lodging, food, entertainment, local and intercity transportation and all other purchases of goods and services (including gifts) made by travellers. The series thus includes any purchases of personal goods to be exported by travellers. Also included are medical expenses and education expenses of non-residents in Canada as well as foreign crew members' spending in the country.

Payments on travel account are correspondingly defined to include all expenses incidental to travel abroad by residents of Canada. Among these are expenditures abroad for lodging, food, entertainment, local and intercity transportation and all other purchases of goods and services (including gifts) made by the travellers. The series thus includes any purchases of goods to be imported for personal use by travellers. Also included are medical expenses and education expenses of Canadian residents outside Canada as well as Canadian crew members' spending in other countries.

The travel account does not conform precisely to the concepts recommended by the International Monetary Fund (IMF). Under those concepts, the following expenditures items which are included in the Canadian international travel account should be shown in other balance of payments accounts:

Receipts or payments	IMF concept
Personal expenditures of foreign migrant workers or Canadian migrant workers; including temporary and seasonal workers and commuters	Other services

Furthermore, it should be noted that travel receipts exclude international transportation fares paid by non-resident travellers to Canadian carriers. Also, travel payments do not include international transportation fares paid by Canadian residents to foreign carriers. In both cases, these

expenditures are included in another balance of payments account, in accordance to the IMF conceptual framework.

Description of methods

Two methods are presently used to collect international travel statistics: the "Frontier counts" and the "Questionnaire surveys". Both these methods depend greatly on the co-operation of CCRA in the collection of the number of border crossings and the distribution of questionnaires to international travellers.

Frontier counts

All ports of entry across Canada participate in determining the number of travellers by selected categories and by type of transportation, as well as the number of cars, trucks, motorcycles, snowmobiles and bicycles in the case of highway and ferry points.

The forms used by Customs officials in the enumeration process are described as follows:

E-62 Entry Tally. Form used to record the number of daily travellers and vehicles arriving by land and by ferry, at points of entry on the United States-Canada border. Each form indicates the number of automobiles, trucks, motorcycles, bicycles, snowmobiles and their associated travellers cleared for entry by CCRA agents, as well as the travellers coming in to Canada by other modes of transport such as bus, train and on foot. In 1998, the Primary Automated Lookout System (PALS) was introduced at a few test ports to replace the manual E-62 tally. Presently, 32 ports across Canada utilize this automated system to record over 85% of Canada's international automobile traffic.

E-63 Commercial and Private Craft/Passenger and Crew Arrivals. Form used to record travellers entering Canada by private plane or boat. This form is also used to record travellers and crews on commercial freighters, passenger ferries, cruises and some commercial air flights. The CANPASS telephone reporting system also records the number of travellers entering Canada by private plane/boat. The CANPASS system also allows pre-authorized travellers, as well as special permit holders, to cross the border by car without CCRA's agents interaction.

E-311 Customs Declaration Card. Form used to record on a census basis travellers entering Canada by commercial plane, including schedule and charter arrivals, at the 18 major international airports. The family Customs Declaration Card was introduced in April 1999. The purpose of this card is to facilitate the clearing of international travellers at the point of entry. Up to five family members living at the same address are allowed on the same card compared to only one person on the old individual E-311 card. In order to estimate the number of travellers recorded on the family Customs Declaration Cards, data capture is done on a sampling or census basis depending on the traveller type and airport size (see table).

Sampling rates of the family Customs Declaration Cards by type of traveller and size of airport

Type of traveller	Size of airport ¹			Size of airport ²			
	April 1999 to May 2001			Since June 2001			
	Large	Medium	Small	Large	Medium-large	Medium-small	Small
				%			
Canadian residents returning from the U.S.	10	25	100	5	10	25	100
Canadian residents returning directly from overseas ³	10	25	100	5	10	25	100
Canadian residents returning from overseas via the U.S.	10	100	100	5	100	100	100
U.S. travellers	10	25	100	5	10	100	100
	All airports (since April 1999)						
				%			
Overseas travellers coming directly to Canada				100			
Overseas travellers coming to Canada via the U.S.				100			
Crew members				100			
Military, immigrants and former residents				100			

¹ Size of airport was defined as follows: large for Montreal (Dorval), Toronto (T1, T2, T3), Calgary and Vancouver; medium for Halifax, Montreal (Mirabel), Ottawa, Winnipeg and Edmonton; small for St. John's, Gander, Quebec (Jean Lesage), London, Saskatoon, Regina and Victoria.

² Size of airport is defined as follows: large for Montreal (Dorval), Toronto (T1, T2, T3), Calgary and Vancouver; medium-large for Halifax, Winnipeg and Edmonton; medium-small for Montreal (Mirabel) and Ottawa; small for St. John's, Gander, Quebec (Jean Lesage), London, Saskatoon, Regina and Victoria.

³ Canadian residents returning directly from overseas are sampled at a rate of 10% at terminal T2 of Toronto airport.

For other airports, census based administrative data is obtained from E-63 forms to produce the estimates.

Detailed instructions are provided to aid Customs officials in the task of collecting data on these documents. A continual liaison function is performed by the International Travel Section with the supplying department, CCRA, to review, discuss and resolve inconsistencies in the reported figures.

A monitoring system has been established to compare incoming data with information available from independent sources, such as airport management reports, toll figures, provincial road counters, etc. The above, as well as reference to weather reports, special events and direct contacts with port authorities, permits the verification and explanation of irregular fluctuations in reported figures.

The completed forms are submitted continuously to Statistics Canada for processing, analysis and publication. In 2001, the number of documents processed was estimated as follows: 180,600 E-62; 398,300 E-63; and 14,069,100 E-311.

Questionnaire surveys

Continuous questionnaire surveys are used to secure information on the expenditures and other characteristics of international trips and travellers to and from Canada.

Collection methods and questionnaires

Mail-back questionnaires are handed out each quarter to the travel party on entry (non-residents) or re-entry (residents of Canada) by CCRA officials according to pre-arranged schedules. Five different questionnaires are used in the collection process.

Since 1979, a stint distribution system is used to distribute these questionnaires to travellers at all border ports sampled. A stint consists of a selected period of several days during which questionnaires are to be distributed to eligible travellers. Each port involved in this scheme receives, for each of its stints, a specific quantity of numbered questionnaires and a date on which to start the distribution. On the start date, the officers hand out the questionnaires on a continuous basis to the appropriate travelling population until they have all been distributed. The Liaison staff of the International Travel Section call each port the day before the stint is to start to make sure that the questionnaires have arrived and to remind the officers to start the distribution the next day. In this way, the response rate of each stint, the coverage rate of the traffic and the length of the stint can all be used as a measure of performance for each stint.

The number of questionnaires distributed in each port for each quarter is set by taking into account the number of travellers who cleared customs through the port in that quarter during the previous year, as estimated by the frontier counts. Respondents are requested to mail back their completed questionnaires in Canada (for Canadian and overseas travellers) or in the United States (for U.S. travellers).

Here is a brief description of the mail-back questionnaires.

Questionnaire (8-2200-356) for United States travellers visiting Canada. Distributed by CCRA officials during sampling periods to travellers residing in the United States at most land, air and some sea ports. However, at land ports, questionnaires are distributed only to United States residents taking on overnight trip to Canada or entering Canada by a transportation mode other than auto. The questionnaires are completed by the travellers and returned to Statistics Canada for processing.

Questionnaire (8-2200-337) for residents of countries other than the United States visiting Canada. Distributed by CCRA officials during sampling periods to travellers residing in overseas countries at most land, air and some sea ports; the questionnaires are completed by the travellers and returned to Statistics Canada for processing.

Questionnaire (8-2200-336) for Canadian residents returning from trips outside Canada. Distributed by CCRA officials during sampling periods to Canadian residents re-entering Canada, at most land, air and some sea ports. However, at land ports, questionnaires are distributed only to Canadian residents who took an overnight trip abroad or who re-enter Canada by a transportation mode other than auto. The questionnaires are completed by the travellers and mailed to Statistics Canada for processing. This questionnaire is used for Canadian residents returning from the United States or other countries.

Questionnaire (8-2200-338) for Canadian residents returning from a same-day trip to the United States by auto (a visit of less than 24 hours). The cards are distributed by CCRA officials to the drivers of Canadian vehicles who return to Canada after a same-day trip to the United States by auto. The cards are completed and mailed to Statistics Canada for processing. Since the same-day traffic is considered to be fairly homogeneous, a less frequent sample is taken than for the longer-term traffic.

Questionnaire (8-2200-345) for United States residents entering Canada by auto for a same day trip (a visit of less than 24 hours). The cards are distributed by CCRA officials to the drivers of United States vehicles taking a same-day trip to Canada. The cards are completed and mailed to Statistics Canada for processing. Since the same-day traffic is considered to be fairly homogeneous, a less frequent sample is taken than for the longer-term traffic.

In 2001, questionnaires 8-2200-356, 8-2200-337 and 8-2200-336 were slightly modified. Minor changes were made to questions related to activities, commercial transportation, rating of services, packages and spending. However, those changes were not important enough to preclude comparing 2001 data with 2000 data.

In the case of overseas travellers returning directly to selected overseas countries, additional questionnaires are obtained via the Air-Exit Survey of Overseas Visitors (AES).

This survey is conducted by Statistics Canada since 2000. Its primary objective is to improve the quality of estimates on the characteristics of trips and travellers by air from overseas countries. Personal interviews are conducted in designated airports in Canada. It is an add-on to mail back questionnaires distributed by CCRA officials to residents of overseas countries visiting Canada.

At the international airports in five cities (Vancouver, Calgary, Toronto, Montreal and Halifax), Statistics Canada's interviewers conduct personal interviews with a sample of overseas travellers as they await their return flights to targeted overseas countries. The countries targeted are those from whom we attract the most visitors. They include principally the United Kingdom, France, Germany and Japan, as well as a number of smaller markets, such as Taiwan and Hong Kong. These interviews are conducted each month and the collection period lasts 3-5 days.

The number of interviews targeted at each airport for a particular month and a particular overseas country is obtained by selecting a representative sample of flights to the selected country. During the collection period, interviewers arrive at the departure lounges for the selected flights in order to interview departing overseas visitors before the first boarding call. All overseas visitors on the selected flights are interviewed whether or not they are of the targeted countries. The interviewing team consists of interviewers of different language skills, enabling interviews to be conducted in the native language of the travellers where possible. The questionnaire used (**Questionnaire 8-2200-400**) is a customized version of questionnaire 8-2200-337 and is available in 10 languages.

About 6,800 and 8,300 interviews were completed respectively in 2000 and 2001. For those two years, this collection method has achieved a response rate of over 90%.

Processing and imputation of questionnaires

All mail-back and AES questionnaires for a given quarter are submitted to a complex control system and the reported data are captured, coded and verified. Only questionnaires accepted by the system are ultimately used for the production of the estimates for the quarter.

A certain amount of data imputation is performed in specific fields of accepted questionnaires. Missing international transportation fares and/or total trip spending are imputed if the remainder of the fields on the questionnaire are valid. The imputed values of the recipient questionnaire are calculated by taking into account the mean of corresponding fields on donor questionnaires that have trip characteristics identical to those of the recipient questionnaire.

Total imputation (i.e. imputation of complete questionnaires) is carried out for all Port Factor Groups (PFGs)¹ or strata that are outside the scope of mail-back questionnaire distribution. There are 123 Canadian and American PFGs for which Statistics Canada never receives questionnaires. These PFGs refer to modes of entry that are not targeted by the questionnaire distribution (train, private plane or boat, motorcycle, bicycle, pedestrians, etc.) or to ports of

¹ In the International Travel Survey, the target populations (American, overseas and Canadian international travellers) are partitioned into 608 Port Factor Groups, based on selected characteristics such as country of residence, mode of entry and duration of stay.

entry that do not participate in the distribution of questionnaires. For these out-of-scope PFGs, the characteristics of travellers and trips are estimated, using imputed questionnaires. These imputed questionnaires are duplicates of questionnaires that were obtained in 1990 for the same quarter and same PFGs. In 2001, these questionnaires represented only 3.2% of total visitors from the United States to Canada and 1.7% of Canadian residents who travelled outside Canada.

Total imputation is also performed for any in-scope PFG for which we have received an insufficient number of questionnaires for the quarter. In these instances, all the questionnaires from the same quarter of the previous year that belong to the PFG are brought forward and added to the sample of that PFG for the reference quarter.

In 2001, 57,464 (53,053 in 2000) questionnaires from non-resident travellers and 51,636 (48,756 in 2000) questionnaires completed by resident travellers were used to produce estimates.

These include 2000 and 2001 questionnaires identified as "late arrivals" according to the old production schedule. These questionnaires, previously excluded from the production, are now accepted, according to the new production schedule implemented in 2002. For more information, see the section "New production schedule".

Weighting

For estimation purposes, the responses obtained through the questionnaire surveys must be treated as a simple random sample from the total traffic in each stratum (port or group of ports, by type of traffic, by quarter). The data may in fact be subject to some degree of "distribution bias", due to the fact that the questionnaires may not be handed to a random selection of travellers, or to a "non-response bias" due to the fact that the individuals replying may not be representative of the population.

Weighting techniques used in the estimation process attempt to reduce the effect of these two types of bias. In order to do so, the questionnaires completed by the international travellers are disaggregated by known characteristics into homogenous groups referred to as Port Factor Groups (PFG). In the case of questionnaires obtained from the United States and Canadian travellers, those characteristics are port of entry, type of traveller, mode of entry and duration of stay. In the case of questionnaires obtained from overseas travellers, the characteristics used are country of residence and type of entry. For example, three of the main factor groups include questionnaires from American travellers entering and leaving on the same day by car, those from American travellers staying one night and those from American travellers staying two or more nights.

The questionnaires for each PFG are first weighted according to frontier counts. The weights assigned to all questionnaires for a given PFG are such that the estimate of the number of travellers derived from these questionnaires matches the frontier count for that PFG.

A second stage of weighting called the bias adjustment is done for questionnaires completed by certain categories of air travellers. These include U.S. travellers, Canadian travellers returning from the U.S. and Canadian travellers returning directly from overseas countries who all came through the international airports of Vancouver, Toronto, and Montreal. They also include air travellers originating from the United Kingdom, Germany, France and Japan.

This second stage consists of modifying the initial weights of questionnaires that were obtained from these travellers in order to incorporate more reliable information on trip purpose and duration. This information is derived from a sample of Customs declaration cards (E-311 cards) filled by these travellers. Adjustments to the initial weights are such that estimates on trip purpose and duration compiled from the questionnaires correspond to those obtained from the E-311 cards.

By using more data from the E-311 cards, the procedure for weighting air traveller questionnaires has become more accurate. The use of more precise weights provides better quality estimates and limits the possibility of bias in the questionnaire results obtained for air travellers.

In addition, a supplementary adjustment, called the regional weighting adjustment, is done to the weights assigned to overseas questionnaires to take into account the region of entry of the travellers. Using the raking-ratio statistical technique, this adjustment ensures that the derived estimates of the number of travellers from the questionnaires closely match the frontier counts at the region of entry level (by type of entry), while maintaining an exact match at the country of residence level. The provincial composition of the five regions used in the process is as follows: Atlantic (Newfoundland, Prince Edward Island, Nova Scotia, New Brunswick), Quebec, Ontario, Prairies (Saskatchewan, Manitoba, Alberta) and British Columbia (including Yukon, Northwest Territories and Nunavut).

In general, this adjustment allows for the production of more consistent and more reliable estimates on the characteristics of overseas visitors at the regional level.

New production schedule

For questionnaire surveys, Statistics Canada has established cut-off dates for the collection of questionnaires in order to assure timeliness of the quarter's estimates.

Under the previous production schedule, only questionnaires pertaining to a quarter that were obtained before the cut-off date for the collection, which was about two months and a half after the end of the quarter, were included in the production of the quarterly estimates. The "late arrivals" questionnaires, those received more than two months and a half after the end of the quarter, were never incorporated in the production of the estimates which were released five months after the end of the quarter.

In order to include more questionnaires, the production schedule for a given quarter has been extended by three months. Since 2002, each quarter's data on the characteristics of international trips are first released as preliminary estimates, about five months after the end of the quarter. These estimates are based on all questionnaires for the quarter that are obtained before the preliminary cut-off date for the collection, which is about two months and a half after the end of the quarter.

Three months later, the revised estimates for the quarter are released, together with the preliminary estimates for the next quarter. Included in the production of the revised estimates are all late arrival questionnaires for the quarter that are received before the final cut-off date for the collection, which is about five months and a half after the end of the quarter.

With the new schedule, several questionnaires identified as "late arrivals" under the old production schedule can now be used in the production of the estimates, including those obtained from visitors who spent five months and a half to eight months and a half in Canada.

Revised estimates for 2000 and 2001 reflect the inclusion of information drawn from many "late arrivals" questionnaires. According to the new production schedule, these questionnaires, which were rejected in the past, are now included in the estimation process.

Reliability indicators

In sample surveys, since inference is made about the entire population covered by the survey on the basis of data obtained from only a part (sample) of the population, the results are likely to be different from the "true" population values. The true population values in this context refer to the values that would have been obtained when the entire population was enumerated under the same general survey conditions. The error arising due to drawing inferences about the population on the basis of information from the sample is termed sampling error.

The sampling error, in addition to the size of the sample, depends on factors such as variability in the population, sampling design and method of estimation.

Additionally, even if the sample design, the size of the sample, and the estimation procedure were the same, different characteristics (on which data have been collected from the sample) would possess different sampling errors, due to the fact that they have different degrees of variability in the population. For instance, the sampling error for expenditure estimates would be different from the sampling error for length of stay, both estimates being based on the same sample. Each of the possible samples would yield somewhat different sets of results. The sampling errors are measures of the variation of all the possible sample estimates around the true values.

The expected value of a variable is the average of the variable taken over all possible samples weighted by the probability of drawing the sample. The difference between the expected value of an estimate and the corresponding true value is called the bias of the estimate. The mean square error of an estimate is defined as the expected value of the square of the deviation of the estimate from the true value. The variance of an estimate is defined as the expected value of the square of the deviation of the estimate from its expected value. Thus, when an estimate is unbiased (i.e., its bias is zero), its variance and mean square error are equal.

The accuracy of estimates from sample surveys is affected by both variance and bias. Under the assumption of simple random sampling within each stratum and with the further assumption of absence of bias, the variance of an estimated characteristic value is a good indicator of its reliability. Since the true variance of the estimate depends, like the estimate itself, on the whole population, it must be estimated from the available sample.

A notable feature of probability sampling is that the quality of the estimates may be estimated from the sample itself. The estimated coefficient of variation is defined as the ratio of the square root of the estimated variance to the estimate itself. Guides to the potential size of sampling errors are provided by the estimated coefficients of variation. The quality of the estimate increases as the corresponding coefficient of variation decreases.

Given the complex nature of the sampling design of the questionnaire surveys, simple calculations of the variance using standard methods tend to underestimate it. Consequently, Statistics Canada uses the "bootstrap" method for estimating the variance. Under this method, the sample units are sub-sampled and re-weighted many times over. From these sub-samples, an estimated variance is obtained to calculate the estimated coefficient of variation.

In all tables in the publication, the estimated coefficients of variation were used to evaluate the reliability of estimates derived from the questionnaire surveys. The reliability of these estimates is identified as follows:

Coefficient of variation	Reliability level	Identification in tables
0.0-16.5	Good	Estimates released without restrictions
16.6-25.0	Fair	Estimates followed by the letter E
25.1 and over	Poor to very poor	Estimates are not released and replaced by the letter F

Dissemination

Data from the frontier counts are available in CANSIM, tables 427-0001 to 427-0006. Data on the international travel account are also available in CANSIM, table 376-0003. Annual data on the characteristics of international trips are available free of charge on Statistics Canada's website, under the heading "Canada in Statistics".

Statistics Canada Daily, Travel between Canada and other countries, Catalogue no. 11-001-XIE. Publishes preliminary monthly international travel statistics as soon as they become available – usually six weeks after the reference month. This release covers the four travelling populations, at the national level: United States residents visiting Canada, residents from overseas countries visiting Canada, Canadian residents returning from the United States and Canadian residents returning from overseas countries.

Statistics Canada Daily, Characteristics of international travellers, Catalogue no. 11-001-XIE. Approximately five months after the end of the quarter, an analytical text about the trends in the main characteristics of international travellers is released in the Daily to announce the availability of preliminary data on international travellers characteristics.

Statistics Canada Daily, International travel account, Catalogue no. 11-001-XIE. Approximately two months after the end of the quarter, an analysis of the trends in the international travel account is released in the Daily to announce the availability of preliminary data on international travel account.

International Travel, Advance Information, Catalogue no. 66-001-XIE. A monthly four-page document listing preliminary figures on international travel is usually available six weeks after the reference month. Page one breaks down the number of visitors and re-entries of Canadian residents by mode of transport and length of stay. Page two outlines a selected list of categories of foreign overnight travellers to Canada by province of entry. Page three gives a detailed list of Canada's major overseas travel markets and page four provides a breakdown of Canadian overnight travellers returning by province of re-entry from both the United States and all other countries.

International Travel, Catalogue no. 66-201-XIE. This annual publication summarizes the information on international travellers entering or returning to Canada, collected by the survey questionnaires. Trip and traveller characteristics presented in tables, graphs and analytical text include in the main: country/province/state/region of residence or destination, transportation mode, purpose and duration of trip, spending and age/sex groups of travellers.

Definition of terms

The definitions of terms described in this section relate to the statistics of international travel by Canada and, although close, they do not necessarily coincide precisely with definitions developed internationally or elsewhere nationally. The definitions are restricted by the nature of the survey and the physical limitations of the collection process at border points. The frontier counts and the questionnaire distribution are conducted at points of entry by Canada Customs and Revenue Agency (CCRA), applying to Canadian residents on returning to Canada and non-residents on entering Canada.

International traveller

The term “international traveller” applies to all persons arriving in Canada who are cleared through CCRA points of entry. Any person may cross into Canada more than once in the same period. The method of collection counts each crossing made. The numbers, therefore, represent numbers of crossings (entries or re-entries), and include multiple counting of travellers crossing the border more than once over the same period. The term “international traveller” is divided into three groups: non-resident traveller, resident traveller and other traveller.

Non-resident traveller. A non-resident traveller is an international traveller resident of a country other than Canada who passes through Canada Customs on a visit for a period of less than 12 months. Canadian citizens residing in other countries who come to Canada on leave or for other reasons are included. This category comprises persons entering Canada for the following reasons:

- business, business meeting, commuting to work, seasonal or temporary employment;
- attending a convention, a conference or a trade show;
- study, summer resident;
- visiting friends or relatives;
- pleasure, holiday, attend events, sightseeing, shopping;
- personal (health, wedding, etc.);
- persons travelling in transit who clear Canada Customs.

Resident traveller. A resident traveller is an international traveller resident of Canada who has travelled outside of Canada for a period of less than 12 months for the same reasons as given above and who is returning to Canada through Canada Customs. Foreign citizens, who are residing in Canada, travelling abroad on leave or for other reasons are included.

Other travellers. Other travellers include the following types of international travellers:

- **Immigrants.** Citizens of other countries entering Canada to take up permanent residence for more than one year.
- **Former residents.** Canadian citizens returning to Canada to re-establish permanent residence after residing outside Canada for more than one year.
- **Military personnel, diplomats and dependents.** Canadian citizens and dependents who have been stationed abroad for more than one year and who are returning from postings. Foreign citizens and dependents entering Canada on a military or diplomatic posting.
- **Crews.** Persons engaged in the operation of a transport; air, sea, truck crews, etc.

Transportation mode

Automobile. Motorized highway passenger car having a designated seating capacity of 10 or less used for non-commercial purposes. This includes motor homes (single unit motorized vehicles designed for camping), truck campers (shells attached to a truck to convert it into a vehicle that can be used for camping) and buses for private use. Taxis are also included. Vehicles on car ferries that meet this definition are also considered as automobile traffic.

Bus. Motorized highway vehicle used for carrying passengers for commercial purposes (to lease as a charter or on a seat basis). This category also includes vehicles used to transport students or employees of a company.

Air. Commercial and charter services and private plane.

Other methods. Train, boat, pedestrian, cycle (bicycle, motorcycle), etc.

Type of entry

Direct to Canada. Non-residents entering or Canadian residents returning from countries other than the United States directly to Canada, irrespectively of mode of transportation used. It should be noted that statistics are not provided on this basis for travellers leaving Canada.

Via the United States. Non-residents entering or Canadians returning from countries other than the United States through or by way of the United States. The length of stay in the United States has no bearing on the classification, a person could be in transit through the United States or could have stayed several days. Three examples follow:

1. A non-resident visiting the United States who during his visit enters Canada would be counted as entering via the United States;
2. A non-resident entering direct to Canada who visits the United States during his trip would be counted direct on his first entry and via the United States on his second entry;
3. A returning resident vacationing in the southern United States who travels to the Caribbean or other countries during his trip would be classified as returning via the United States. This latter group is difficult to identify at the border point and may be categorized as returning from the United States only.

By land. Travel by land includes automobile, bus and rail traffic as well as pedestrians and traffic entering by bicycle, motorcycle etc. Included is traffic entering on car ferries.

By air and sea. Commercial and chartered services and private boat and plane. Also included are passengers to whom a fare has not been charged, as well as persons travelling on planes or boats owned or rented by companies to transport employees to business meetings.

Person-trip

Each time a non-resident traveller enters Canada marks the beginning of a person-trip. The traveller's entry is recorded by Canada Customs. The person-trip concludes when the traveller leaves Canada. For Canadian residents, each time a person departs from Canada, a person-trip begins. The person-trip ends when the traveller returns to Canada. His/her re-entry is recorded by Canada Customs. Person-trips are divided in two categories according to length of trip: same day and one or more nights (or overnight).

Person-visit

A non-resident traveller may stay in several locations on one trip to Canada; each stay represents a person-visit.

A resident traveller may stay in several countries or states before being recorded as having re-entered Canada; each of these stays represents a person-visit.

Person-visits are divided in two categories according to length of visit: same day and one or more nights (or overnight).

Trip or visit duration

Same day. Encompasses travellers who enter and leave a country in less than 24 hours or visit a foreign location without staying overnight. This category includes persons resident in one country and commuting daily to and from work in another country.

One or more nights. Includes travellers staying at least 24 hours in a country other than that in which he/she resides or who visit a foreign location and stay at least one night.

Person-night

Each night a non-resident traveller spends in Canada, or a resident traveller spends outside Canada, during a person-trip is considered a person-night.

Origin or residence

The origin or residence is the place of last permanent residence normally summarized by census region for United States residents, by country for other non-residents and by province for Canadian residents.

Area of destination

The area of destination is the place where the traveller spends most of his/her time. If two or more main areas are inserted on the questionnaire, they are coded and split equally in the tabulations. Statistics on destination are presented by province for non-resident travellers and by census region for resident travellers in the United States. Selected countries and regions visited become the criteria for residents returning from countries other than the United States.

Purpose of trip

The main reason for the trip to a country is generally summarized for publication as follows:

- **Business.** Includes attending a meeting or convention, a conference, trade show or seminar, or other work.
- **Visiting friends or relatives.**
- **Pleasure.** Includes holiday, vacation, visiting a second home, cottage or condo, and attending events and attractions.
- **Other purposes.** Includes personal, in transit, shopping, educational study and other.

Expenditures

They refer to trip expenditures made by all members of the travelling party and related to the trip. Expenditures may have been paid for by individuals, by government or by a private sector business. Expenditures include the following categories: accommodation, transportation in Canada, food and beverages, recreation and entertainment and other (souvenirs, shopping, photos, etc.). Expenditures are reported in Canadian dollars or converted in Canadian dollars.

Travel receipts

Travel receipts are only found in tables on travel account. They include the expenditures made in Canada by non-resident travellers on the above-mentioned categories, as well as the following supplementary expenditures: medical expenses, expenses on education and spending by foreign crews.

Travel payments

Travel payments are only found in tables on travel account. They include the expenditures made abroad by Canadian resident travellers on the above-mentioned categories as well as the following supplementary expenditures: medical expenses, expenses on education and expenses made by Canadian crews.

U.S. census regions and corresponding states

Census region	States
New England	Maine, New Hampshire, Vermont, Massachusetts, Connecticut, Rhode Island.
Middle Atlantic	New York, Pennsylvania, New Jersey.
South Atlantic	Maryland, Delaware, Washington D.C., West Virginia, Virginia, North Carolina, South Carolina, Georgia, Florida.
East North Central	Wisconsin, Michigan, Illinois, Indiana, Ohio.
West North Central	North Dakota, South Dakota, Minnesota, Iowa, Nebraska, Kansas, Missouri.
East South Central	Kentucky, Tennessee, Mississippi, Alabama.
West South Central	Oklahoma, Arkansas, Texas, Louisiana.
Mountain	Montana, Idaho, Wyoming, Nevada, Utah, Colorado, New Mexico, Arizona.
Pacific	Washington, Oregon, California.
Alaska	Alaska
Hawaii	Hawaii

FOR FURTHER READING

Selected publications from Statistics Canada

Catalogue no.	Title
66-001-PIE	"International Travel – Advance Information" <i>Monthly</i>
66-201-XIE	"International Travel – Travel Between Canada and Other Countries" <i>Annual</i>
87-003-XIE	"Travel-Log" <i>Quarterly</i>
87-403-XPE 87-403-XIE	"Tourism Statistical Digest" <i>Biennial, 1999 and 2001 Editions</i>
87-212-XIE	"Canadian Travel Survey: Domestic Travel" <i>Annual</i>
13-009-XPB	National Tourism Indicators, Quarterly Estimates, Quarterly, Bilingual

See "How to order publication" on the inside cover.

Other products and services

In addition to the selected publications listed above, Statistics Canada publishes a wide range of statistical reports on Canadian economic and social affairs. A comprehensive catalogue of all current publications is available from Statistics Canada, Ottawa (Canada), K1A 0T6 or on our Web site at www.statcan.ca.



Entry Tally **Pointes des entrées** **E-62**
K1A 0T6

Port – Bureau	Date D-J M Y-A	Init.
---------------	-------------------	-------

U.S. Residents Résidents des É.-U.	Residents Returning from U.S. Only Résidents revenant des É.-U. seulement
3	4
Auto Same Day En auto le même jour	
5	6
One Night Une nuit	
7	8
Two or More Nights Deux nuits ou plus	
9	10
Cycles	

Residents Returning from Overseas Résidents revenant d'outre-mer	11
---	----

Residents of overseas countries Résidents de pays d'outre-mer	Same day Même jour	One or more nights Une nuit ou plus
U.K. – R.-U.	12	13
Germany-Allemagne	0 0 7 7	
France	1 0 2 9	
	1 0 2 5	

Port – Bureau	Date D-J M Y-A	Init.
---------------	-------------------	-------

COMMERCIAL TRUCKS – CAMIONS COMMERCIAUX	
U.S. Residents Résidents des É.-U.	Residents Returning from U.S. Only Résidents revenant des É.-U. seulement
14	15

MONTHLY TOTAL – TOTAL MENSUEL		
Type Moyen	U.S. Residents Résidents des É.-U.	Residents Returning from U.S. only Résidents revenant des É.-U. seulement
Bus – Autobus	Same day Même jour	16
	One or more nights Une nuit ou plus	17
Train	Passengers Passager	18
	Crew Équipage	19
	Pedestrians Piétons	20
	Immigrants and former residents Immigrés et anciens résidents	21
		22
		23
		24
		25
		26



Welcome to Canada

Your Customs Declaration Card – Completion Guide

This guide gives you information about rules and exemptions that may apply to you and the goods you are bringing into Canada. The following information corresponds to the sections on the attached Customs Declaration Card.

Part A – All travellers

All travellers must be identified on a Customs Declaration Card. You may list up to five family members living at the **same address** on one declaration card. Please ensure that each traveller's answers are included on the card. **Each traveller is responsible for his or her own declaration.**

You must declare all goods that you are bringing into Canada, whether or not they are part of your exemption. A customs officer may examine your goods. It is important to note that the value of goods that do not qualify for a personal exemption may be subject to duties, taxes, and/or fees.

Customs officers may seize any goods you do not declare or any goods you falsely declare. You may also face prosecution.

Goods like the following ones may be **restricted, controlled, or prohibited** in Canada, or you may need a **special admission permit**. Failure to declare all of these items could result in fines, arrest, and prosecution:

- Firearms or other weapons (e.g., mace, switchblades, fireworks);
- Drugs;
- Endangered species (live specimens or products made from wild plants or animals, e.g., ivory, corals, reptile skin products); and
- Cultural property (e.g., antiques, cultural objects).

Under Canadian law, as administered by the **Canadian Food Inspection Agency**, you have to declare all animals and plants and their products. Failure to do so could result in fines and prosecution.

There are specific personal exemption limits for importing alcohol and tobacco into Canada. Determine your limit from the following table.

Minimum age	Province or territory	Alcohol and tobacco
18 years	Alberta, Manitoba, Quebec	1.5 L of wine or 1.14 L of liquor or 24 x 355 mL (12 oz.) bottles/cans of beer or ale (8.5 L)
19 years	All others	
18 years	Alberta, Manitoba, Quebec, Saskatchewan, Yukon Territory, Northwest Territories, Nunavut	200 cigarettes, 200 tobacco sticks, 50 cigars or 50 cigarillos, and 200 grams manufactured tobacco
19 years	All others	

During your travels, you may have been exposed to infectious diseases not common in Canada. While the risks posed by most of these illnesses are low, some, such as malaria, may be life threatening. If you develop a fever or flu-like illness within three months of travel to a tropical country, **Health Canada** advises you to get immediate medical attention, inform your doctor of your travel history, and ask for a blood test to rule out malaria.

(Français au verso)



Part B – Visitors to Canada

All visitors identified in Part A must be included in Part B.

You can bring in **personal goods** without paying duty or tax, as long as you do not leave them in Canada. You can also bring the amounts of alcohol and tobacco listed in Table 1 without paying duty or tax.

You can bring in **gifts** without paying duty or tax, as long as they are not alcohol or tobacco or business goods, and they have a value of CAN\$60 or less per gift. Gifts valued at more than CAN\$60 each are subject to duty and tax on the amount of their value that exceeds CAN\$60.

Citizenship and Immigration Canada advises you that all visitors admitted to Canada will be permitted to stay for a maximum of six months, unless otherwise notified in writing by an examining officer.

Part C – Residents of Canada

Each resident must complete Part C in the **same order** as listed in Part A.

Your declaration must include the total value of all goods (including gifts) that you have purchased, received, or acquired abroad or at duty-free shops and that you are bringing into Canada.

The following table lists the available exemptions.

Minimum absence from Canada	Exemption limit – CAN\$	Alcohol and tobacco
24 hours	\$50	No
48 hours	\$200	Yes – see Table 1
7 days	\$750	Yes – see Table 1

Each traveller is allowed only **one** of these exemptions per trip, and the value of one traveller's goods **cannot be combined** with the value of another traveller's goods.

The \$50 exemption does not apply if the total value of your goods is more than \$50. The \$750 exemption can include goods (other than alcohol and tobacco) you acquired during your trip, which are not accompanying you. To calculate the number of days absent, do not count the day you left Canada, but include the day you return.

Part D – Signatures

Each traveller must sign the declaration in the **same order** as listed in Part A. Travellers under 16 years of age do not have to sign.

Information from this declaration will be used for customs control purposes, and may be shared with other government departments to enforce Canadian law. Details are available in the Treasury Board of Canada publication called *Infosource*, under the reference number RC PPU 043. *Infosource* is available at public libraries, Government public reading rooms, and on the Internet at: www.cio-dpi.gc.ca/ip/infosource

Each person must sign. Have your detached declaration card and your proof of citizenship ready to hand to a customs officer.

CREW
IMM
FR
REF
DIP
MILT

PAX	Customs Declaration Card		
Part A – All travellers (must live at the same home address)			
1	Last name, first name, and initials		
Date of birth	Y Y Y Y M M D D	Citizenship	
2	Last name, first name, and initials		
Date of birth	Y Y Y Y M M D D	Citizenship	
3	Last name, first name, and initials		
Date of birth	Y Y Y Y M M D D	Citizenship	
4	Last name, first name, and initials		
Date of birth	Y Y Y Y M M D D	Citizenship	
5	Last name, first name, and initials		
Date of birth	Y Y Y Y M M D D	Citizenship	
Home address – Number, street		Town/city	
Province or state		Country	Postal/Zip Code
Arriving by		Purpose of trip	Arriving from
Airline		Study <input type="checkbox"/>	U.S. only <input type="checkbox"/>
Flight No.		Personal <input type="checkbox"/>	Other country direct <input type="checkbox"/>
		Business <input type="checkbox"/>	Other country via the U.S. <input type="checkbox"/>
I am/we are bringing into Canada:			Yes No
• Firearms or other weapons			<input type="checkbox"/> <input type="checkbox"/>
• Goods related to my/our profession and/or commercial goods, whether or not for resale (e.g., samples, tools, equipment)			<input type="checkbox"/> <input type="checkbox"/>
• Animals, birds, insects, plants, plant parts, soil, fruits, vegetables, meats, eggs, dairy products, living organisms, vaccines			<input type="checkbox"/> <input type="checkbox"/>
• Articles made or derived from endangered species			<input type="checkbox"/> <input type="checkbox"/>
I/we have shipped goods which are not accompanying me/us.			
I/we will be visiting a farm in Canada within the next 14 days.			
Part B – Visitors to Canada			
Duration of stay in Canada (days)	Full value of each gift over CAN\$60	Specify quantities	
		Alcohol	Tobacco
Part C – Residents of Canada (Complete in the same order as Part A)			
Date left Canada	Value of goods – CAN\$ (including gifts, alcohol, & tobacco)	Specify quantities	
Y M D		Alcohol	Tobacco
1			
2			
3			
4			
5			
Part D – Signatures (age 16 and older)		3	
1		4	
2		5	

Detach and do not fold card



Government travel survey of U.S. visitors to Canada

Welcome to Canada!
 We are currently conducting a travel survey between U.S. and Canada and we would be interested in knowing about the trip you have taken in Canada. Information from this voluntary survey, which is a cooperative effort between the U.S. and Canadian governments, will be used by members of the tourism industry and government tourism organizations to better understand and serve you, the travelling public.

Upon your return to the U.S., we would appreciate it if you could spare 10 to 15 minutes of your time to complete this questionnaire. When completed, please return the questionnaire to us by using the postage paid envelope.

This survey is conducted under the authority of the Statistics Act (R.S.C. 1985, c. S19) and individual information from your questionnaire will be kept strictly confidential.

Thank you for your co-operation on this important survey.

Confidential when completed
 La version française est disponible sur demande

<p>1. Where do you live? <i>Usual place of residence</i> PLEASE PRINT</p>	<p>City/Town <input style="width:100%; height:15px;" type="text"/> State <input style="width:100%; height:15px;" type="text"/> Country <input style="width:100%; height:15px;" type="text"/> U S A Zip code <input style="width:100%; height:15px;" type="text"/></p>																																																																																																																				
<p>2. Where and when did you enter Canada? Where and when will you leave Canada?</p>	<p>Name of Canadian border crossing or airport <input style="width:100%; height:15px;" type="text"/> <input style="width:100%; height:15px;" type="text"/> Month Day Year <input style="width:100%; height:15px;" type="text"/> <input style="width:100%; height:15px;" type="text"/></p>																																																																																																																				
<p>In the next questions, we will be referring to a travelling party. In your travelling party include only those for whom you feel comfortable reporting spending and activities. A travelling party usually refers to friends and/or family members travelling together.</p>																																																																																																																					
<p>3. How many people including yourself were in the travelling party?</p>	<p><input style="width:20px; height:15px;" type="text"/> <input style="width:20px; height:15px;" type="text"/></p>																																																																																																																				
<p>4. How many people in the travelling party were in each of the following groups?</p>	<table border="1" style="width:100%; border-collapse: collapse; text-align: center;"> <tr> <td style="width:10%;">Age groups</td> <td style="width:10%;">Under 2 years</td> <td style="width:10%;">2 to 11</td> <td style="width:10%;">12 to 14</td> <td style="width:10%;">15 to 19</td> <td style="width:10%;">20 to 24</td> <td style="width:10%;">25 to 34</td> <td style="width:10%;">35 to 44</td> <td style="width:10%;">45 to 54</td> <td style="width:10%;">55 to 64</td> <td style="width:10%;">65 to 74</td> <td style="width:10%;">75 and over</td> </tr> <tr> <td>Female</td> <td>01</td> <td>02</td> <td>03</td> <td>04</td> <td>05</td> <td>06</td> <td>07</td> <td>08</td> <td>09</td> <td>10</td> <td>11</td> </tr> <tr> <td>Male</td> <td>12</td> <td>13</td> <td>14</td> <td>15</td> <td>16</td> <td>17</td> <td>18</td> <td>19</td> <td>20</td> <td>21</td> <td>22</td> </tr> </table>	Age groups	Under 2 years	2 to 11	12 to 14	15 to 19	20 to 24	25 to 34	35 to 44	45 to 54	55 to 64	65 to 74	75 and over	Female	01	02	03	04	05	06	07	08	09	10	11	Male	12	13	14	15	16	17	18	19	20	21	22																																																																																
Age groups	Under 2 years	2 to 11	12 to 14	15 to 19	20 to 24	25 to 34	35 to 44	45 to 54	55 to 64	65 to 74	75 and over																																																																																																										
Female	01	02	03	04	05	06	07	08	09	10	11																																																																																																										
Male	12	13	14	15	16	17	18	19	20	21	22																																																																																																										
<p>5. What was the travelling party's main reason for taking this trip to Canada? <i>Check one only</i> <i>(e.g. If a person on a business trip took his/her family along to visit relatives, check reason for trip as "business".)</i></p>	<table style="width:100%;"> <tr> <td style="width:33%;">Business</td> <td style="width:33%;">Pleasure</td> <td style="width:33%;">Other</td> </tr> <tr> <td>01 <input type="radio"/> Meetings</td> <td>04 <input type="radio"/> Holiday, vacation</td> <td>08 <input type="radio"/> Personal (<i>medical, wedding, etc.</i>)</td> </tr> <tr> <td>02 <input type="radio"/> Convention, conference, trade show, seminar</td> <td>05 <input type="radio"/> Visit friends or relatives</td> <td>09 <input type="radio"/> In transit to / from other countries</td> </tr> <tr> <td>03 <input type="radio"/> Other work</td> <td>06 <input type="radio"/> Visit second home, cottage, condo</td> <td>10 <input type="radio"/> Educational study</td> </tr> <tr> <td></td> <td>07 <input type="radio"/> Attend events, attractions</td> <td>11 <input type="radio"/> Shopping</td> </tr> <tr> <td></td> <td>12 <input type="radio"/> Other – Specify _____</td> <td></td> </tr> </table>	Business	Pleasure	Other	01 <input type="radio"/> Meetings	04 <input type="radio"/> Holiday, vacation	08 <input type="radio"/> Personal (<i>medical, wedding, etc.</i>)	02 <input type="radio"/> Convention, conference, trade show, seminar	05 <input type="radio"/> Visit friends or relatives	09 <input type="radio"/> In transit to / from other countries	03 <input type="radio"/> Other work	06 <input type="radio"/> Visit second home, cottage, condo	10 <input type="radio"/> Educational study		07 <input type="radio"/> Attend events, attractions	11 <input type="radio"/> Shopping		12 <input type="radio"/> Other – Specify _____																																																																																																			
Business	Pleasure	Other																																																																																																																			
01 <input type="radio"/> Meetings	04 <input type="radio"/> Holiday, vacation	08 <input type="radio"/> Personal (<i>medical, wedding, etc.</i>)																																																																																																																			
02 <input type="radio"/> Convention, conference, trade show, seminar	05 <input type="radio"/> Visit friends or relatives	09 <input type="radio"/> In transit to / from other countries																																																																																																																			
03 <input type="radio"/> Other work	06 <input type="radio"/> Visit second home, cottage, condo	10 <input type="radio"/> Educational study																																																																																																																			
	07 <input type="radio"/> Attend events, attractions	11 <input type="radio"/> Shopping																																																																																																																			
	12 <input type="radio"/> Other – Specify _____																																																																																																																				
<p>6. On this trip in Canada, did anyone in the travelling party . . . <i>Check all that apply</i></p>	<table style="width:100%;"> <tr> <td style="width:33%;">21 <input type="radio"/> Visit friends or relatives</td> <td style="width:33%;">32 <input type="radio"/> Visit a theme or amusement park</td> <td style="width:33%;"></td> </tr> <tr> <td>22 <input type="radio"/> Attend a festival or fair</td> <td>33 <input type="radio"/> Visit a national or provincial nature park</td> <td></td> </tr> <tr> <td>23 <input type="radio"/> Attend a cultural performance (a play, a concert, etc.)</td> <td>34 <input type="radio"/> Participate in sports or outdoor activities – Specify ▼</td> <td></td> </tr> <tr> <td>24 <input type="radio"/> Visit a museum or art gallery</td> <td>35 <input type="radio"/> Boating - motor boat, sail boat, kayak, canoe or other</td> <td></td> </tr> <tr> <td>25 <input type="radio"/> Visit a historic site</td> <td>36 <input type="radio"/> Golfing</td> <td></td> </tr> <tr> <td>26 <input type="radio"/> Visit a zoo, aquarium or botanical garden</td> <td>37 <input type="radio"/> Downhill skiing or snow boarding</td> <td></td> </tr> <tr> <td>27 <input type="radio"/> Attend a sports event</td> <td>38 <input type="radio"/> Hunting</td> <td></td> </tr> <tr> <td>28 <input type="radio"/> Go shopping</td> <td>39 <input type="radio"/> Fishing</td> <td></td> </tr> <tr> <td>29 <input type="radio"/> Go sightseeing</td> <td><input type="radio"/> Other sports or outdoor activities</td> <td></td> </tr> <tr> <td>30 <input type="radio"/> Go to a bar or night club</td> <td>Specify _____</td> <td></td> </tr> <tr> <td>31 <input type="radio"/> Go to a casino</td> <td></td> <td></td> </tr> </table>	21 <input type="radio"/> Visit friends or relatives	32 <input type="radio"/> Visit a theme or amusement park		22 <input type="radio"/> Attend a festival or fair	33 <input type="radio"/> Visit a national or provincial nature park		23 <input type="radio"/> Attend a cultural performance (a play, a concert, etc.)	34 <input type="radio"/> Participate in sports or outdoor activities – Specify ▼		24 <input type="radio"/> Visit a museum or art gallery	35 <input type="radio"/> Boating - motor boat, sail boat, kayak, canoe or other		25 <input type="radio"/> Visit a historic site	36 <input type="radio"/> Golfing		26 <input type="radio"/> Visit a zoo, aquarium or botanical garden	37 <input type="radio"/> Downhill skiing or snow boarding		27 <input type="radio"/> Attend a sports event	38 <input type="radio"/> Hunting		28 <input type="radio"/> Go shopping	39 <input type="radio"/> Fishing		29 <input type="radio"/> Go sightseeing	<input type="radio"/> Other sports or outdoor activities		30 <input type="radio"/> Go to a bar or night club	Specify _____		31 <input type="radio"/> Go to a casino																																																																																					
21 <input type="radio"/> Visit friends or relatives	32 <input type="radio"/> Visit a theme or amusement park																																																																																																																				
22 <input type="radio"/> Attend a festival or fair	33 <input type="radio"/> Visit a national or provincial nature park																																																																																																																				
23 <input type="radio"/> Attend a cultural performance (a play, a concert, etc.)	34 <input type="radio"/> Participate in sports or outdoor activities – Specify ▼																																																																																																																				
24 <input type="radio"/> Visit a museum or art gallery	35 <input type="radio"/> Boating - motor boat, sail boat, kayak, canoe or other																																																																																																																				
25 <input type="radio"/> Visit a historic site	36 <input type="radio"/> Golfing																																																																																																																				
26 <input type="radio"/> Visit a zoo, aquarium or botanical garden	37 <input type="radio"/> Downhill skiing or snow boarding																																																																																																																				
27 <input type="radio"/> Attend a sports event	38 <input type="radio"/> Hunting																																																																																																																				
28 <input type="radio"/> Go shopping	39 <input type="radio"/> Fishing																																																																																																																				
29 <input type="radio"/> Go sightseeing	<input type="radio"/> Other sports or outdoor activities																																																																																																																				
30 <input type="radio"/> Go to a bar or night club	Specify _____																																																																																																																				
31 <input type="radio"/> Go to a casino																																																																																																																					
<p>7. How would you rate the following aspects of your trip in Canada?</p>	<table style="width:100%; text-align: center;"> <tr> <td style="width:30%;"></td> <td style="width:10%;">Good</td> <td style="width:10%;">Average</td> <td style="width:10%;">Poor</td> <td style="width:10%;">Not applicable</td> </tr> <tr> <td>Transportation services</td> <td>01 <input type="radio"/></td> <td>06 <input type="radio"/></td> <td>11 <input type="radio"/></td> <td><input type="radio"/></td> </tr> <tr> <td>Accommodation services</td> <td>02 <input type="radio"/></td> <td>07 <input type="radio"/></td> <td>12 <input type="radio"/></td> <td><input type="radio"/></td> </tr> <tr> <td>Hospitality of local people</td> <td>03 <input type="radio"/></td> <td>08 <input type="radio"/></td> <td>13 <input type="radio"/></td> <td><input type="radio"/></td> </tr> <tr> <td>Value for your money</td> <td>04 <input type="radio"/></td> <td>09 <input type="radio"/></td> <td>14 <input type="radio"/></td> <td><input type="radio"/></td> </tr> <tr> <td>Variety of things to see and do</td> <td>05 <input type="radio"/></td> <td>10 <input type="radio"/></td> <td>15 <input type="radio"/></td> <td><input type="radio"/></td> </tr> </table>		Good	Average	Poor	Not applicable	Transportation services	01 <input type="radio"/>	06 <input type="radio"/>	11 <input type="radio"/>	<input type="radio"/>	Accommodation services	02 <input type="radio"/>	07 <input type="radio"/>	12 <input type="radio"/>	<input type="radio"/>	Hospitality of local people	03 <input type="radio"/>	08 <input type="radio"/>	13 <input type="radio"/>	<input type="radio"/>	Value for your money	04 <input type="radio"/>	09 <input type="radio"/>	14 <input type="radio"/>	<input type="radio"/>	Variety of things to see and do	05 <input type="radio"/>	10 <input type="radio"/>	15 <input type="radio"/>	<input type="radio"/>																																																																																						
	Good	Average	Poor	Not applicable																																																																																																																	
Transportation services	01 <input type="radio"/>	06 <input type="radio"/>	11 <input type="radio"/>	<input type="radio"/>																																																																																																																	
Accommodation services	02 <input type="radio"/>	07 <input type="radio"/>	12 <input type="radio"/>	<input type="radio"/>																																																																																																																	
Hospitality of local people	03 <input type="radio"/>	08 <input type="radio"/>	13 <input type="radio"/>	<input type="radio"/>																																																																																																																	
Value for your money	04 <input type="radio"/>	09 <input type="radio"/>	14 <input type="radio"/>	<input type="radio"/>																																																																																																																	
Variety of things to see and do	05 <input type="radio"/>	10 <input type="radio"/>	15 <input type="radio"/>	<input type="radio"/>																																																																																																																	
<p>8. While in Canada, what place(s) did the travelling party visit? <i>Please name all places visited even if you did not stay overnight. (Exclude visits to airports for the purpose of changing planes.)</i> <i>Please print</i></p>	<table border="1" style="width:100%; border-collapse: collapse; text-align: center;"> <tr> <th colspan="2" rowspan="2">Name of city(ies) / town(s) visited</th> <th colspan="2" rowspan="2">Name of province(s) / territory(ies) visited</th> <th rowspan="2">Number of nights spent at each place</th> <th colspan="6">Where did the travelling party stay? <i>Check all that apply</i></th> </tr> <tr> <th>Hotel</th> <th>Motel</th> <th>Home of friends or relatives</th> <th>Camping or trailer park</th> <th>Cottage or cabin</th> <th>Other</th> </tr> <tr> <td colspan="2"></td> <td colspan="2"></td> <td></td> <td>1 <input type="radio"/></td> <td>2 <input type="radio"/></td> <td>3 <input type="radio"/></td> <td>4 <input type="radio"/></td> <td>5 <input type="radio"/></td> <td>6 <input type="radio"/></td> </tr> <tr> <td colspan="2"></td> <td colspan="2"></td> <td></td> <td>1 <input type="radio"/></td> <td>2 <input type="radio"/></td> <td>3 <input type="radio"/></td> <td>4 <input type="radio"/></td> <td>5 <input type="radio"/></td> <td>6 <input type="radio"/></td> </tr> <tr> <td colspan="2"></td> <td colspan="2"></td> <td></td> <td>1 <input type="radio"/></td> <td>2 <input type="radio"/></td> <td>3 <input type="radio"/></td> <td>4 <input type="radio"/></td> <td>5 <input type="radio"/></td> <td>6 <input type="radio"/></td> </tr> <tr> <td colspan="2"></td> <td colspan="2"></td> <td></td> <td>1 <input type="radio"/></td> <td>2 <input type="radio"/></td> <td>3 <input type="radio"/></td> <td>4 <input type="radio"/></td> <td>5 <input type="radio"/></td> <td>6 <input type="radio"/></td> </tr> <tr> <td colspan="2"></td> <td colspan="2"></td> <td></td> <td>1 <input type="radio"/></td> <td>2 <input type="radio"/></td> <td>3 <input type="radio"/></td> <td>4 <input type="radio"/></td> <td>5 <input type="radio"/></td> <td>6 <input type="radio"/></td> </tr> <tr> <td colspan="2"></td> <td colspan="2"></td> <td></td> <td>1 <input type="radio"/></td> <td>2 <input type="radio"/></td> <td>3 <input type="radio"/></td> <td>4 <input type="radio"/></td> <td>5 <input type="radio"/></td> <td>6 <input type="radio"/></td> </tr> <tr> <td colspan="2"></td> <td colspan="2"></td> <td></td> <td>1 <input type="radio"/></td> <td>2 <input type="radio"/></td> <td>3 <input type="radio"/></td> <td>4 <input type="radio"/></td> <td>5 <input type="radio"/></td> <td>6 <input type="radio"/></td> </tr> <tr> <td colspan="2"></td> <td colspan="2"></td> <td></td> <td>1 <input type="radio"/></td> <td>2 <input type="radio"/></td> <td>3 <input type="radio"/></td> <td>4 <input type="radio"/></td> <td>5 <input type="radio"/></td> <td>6 <input type="radio"/></td> </tr> <tr> <td colspan="2"></td> <td colspan="2"></td> <td></td> <td>1 <input type="radio"/></td> <td>2 <input type="radio"/></td> <td>3 <input type="radio"/></td> <td>4 <input type="radio"/></td> <td>5 <input type="radio"/></td> <td>6 <input type="radio"/></td> </tr> </table>	Name of city(ies) / town(s) visited		Name of province(s) / territory(ies) visited		Number of nights spent at each place	Where did the travelling party stay? <i>Check all that apply</i>						Hotel	Motel	Home of friends or relatives	Camping or trailer park	Cottage or cabin	Other						1 <input type="radio"/>	2 <input type="radio"/>	3 <input type="radio"/>	4 <input type="radio"/>	5 <input type="radio"/>	6 <input type="radio"/>						1 <input type="radio"/>	2 <input type="radio"/>	3 <input type="radio"/>	4 <input type="radio"/>	5 <input type="radio"/>	6 <input type="radio"/>						1 <input type="radio"/>	2 <input type="radio"/>	3 <input type="radio"/>	4 <input type="radio"/>	5 <input type="radio"/>	6 <input type="radio"/>						1 <input type="radio"/>	2 <input type="radio"/>	3 <input type="radio"/>	4 <input type="radio"/>	5 <input type="radio"/>	6 <input type="radio"/>						1 <input type="radio"/>	2 <input type="radio"/>	3 <input type="radio"/>	4 <input type="radio"/>	5 <input type="radio"/>	6 <input type="radio"/>						1 <input type="radio"/>	2 <input type="radio"/>	3 <input type="radio"/>	4 <input type="radio"/>	5 <input type="radio"/>	6 <input type="radio"/>						1 <input type="radio"/>	2 <input type="radio"/>	3 <input type="radio"/>	4 <input type="radio"/>	5 <input type="radio"/>	6 <input type="radio"/>						1 <input type="radio"/>	2 <input type="radio"/>	3 <input type="radio"/>	4 <input type="radio"/>	5 <input type="radio"/>	6 <input type="radio"/>						1 <input type="radio"/>	2 <input type="radio"/>	3 <input type="radio"/>	4 <input type="radio"/>	5 <input type="radio"/>	6 <input type="radio"/>
Name of city(ies) / town(s) visited							Name of province(s) / territory(ies) visited		Number of nights spent at each place	Where did the travelling party stay? <i>Check all that apply</i>																																																																																																											
		Hotel	Motel	Home of friends or relatives	Camping or trailer park	Cottage or cabin				Other																																																																																																											
					1 <input type="radio"/>	2 <input type="radio"/>	3 <input type="radio"/>	4 <input type="radio"/>	5 <input type="radio"/>	6 <input type="radio"/>																																																																																																											
					1 <input type="radio"/>	2 <input type="radio"/>	3 <input type="radio"/>	4 <input type="radio"/>	5 <input type="radio"/>	6 <input type="radio"/>																																																																																																											
					1 <input type="radio"/>	2 <input type="radio"/>	3 <input type="radio"/>	4 <input type="radio"/>	5 <input type="radio"/>	6 <input type="radio"/>																																																																																																											
					1 <input type="radio"/>	2 <input type="radio"/>	3 <input type="radio"/>	4 <input type="radio"/>	5 <input type="radio"/>	6 <input type="radio"/>																																																																																																											
					1 <input type="radio"/>	2 <input type="radio"/>	3 <input type="radio"/>	4 <input type="radio"/>	5 <input type="radio"/>	6 <input type="radio"/>																																																																																																											
					1 <input type="radio"/>	2 <input type="radio"/>	3 <input type="radio"/>	4 <input type="radio"/>	5 <input type="radio"/>	6 <input type="radio"/>																																																																																																											
					1 <input type="radio"/>	2 <input type="radio"/>	3 <input type="radio"/>	4 <input type="radio"/>	5 <input type="radio"/>	6 <input type="radio"/>																																																																																																											
					1 <input type="radio"/>	2 <input type="radio"/>	3 <input type="radio"/>	4 <input type="radio"/>	5 <input type="radio"/>	6 <input type="radio"/>																																																																																																											
					1 <input type="radio"/>	2 <input type="radio"/>	3 <input type="radio"/>	4 <input type="radio"/>	5 <input type="radio"/>	6 <input type="radio"/>																																																																																																											

9. Does anyone in the **travelling party** own any of the accommodations used on this trip? 1 Yes 2 No

10. **Entering Canada**, did you travel . . . 1 From U.S.A. only 2 Directly from another country ▶ Name of country

Leaving Canada, will you travel . . . 4 To U.S.A. only 5 Directly to another country ▶ Name of country

11. For this trip, what means of transportation did you use . . . **to enter** Canada?
Check one only

Commercial	Other
01 <input type="radio"/> Plane 03 <input type="radio"/> Boat	05 <input type="radio"/> Private automobile 07 <input type="radio"/> Private plane 09 <input type="radio"/> Other
02 <input type="radio"/> Train 04 <input type="radio"/> Bus	06 <input type="radio"/> Rented automobile 08 <input type="radio"/> Private boat

. . . **to leave** Canada?
Check one only

10 <input type="radio"/> Plane 12 <input type="radio"/> Boat	14 <input type="radio"/> Private automobile 16 <input type="radio"/> Private plane 18 <input type="radio"/> Other
11 <input type="radio"/> Train 13 <input type="radio"/> Bus	15 <input type="radio"/> Rented automobile 17 <input type="radio"/> Private boat

. . . **while in** Canada?
Check all that apply

19 <input type="radio"/> Plane 21 <input type="radio"/> Boat	23 <input type="radio"/> Private automobile 25 <input type="radio"/> Private plane 27 <input type="radio"/> Other (metro, subway, taxi)
20 <input type="radio"/> Train 22 <input type="radio"/> Bus	24 <input type="radio"/> Rented automobile 26 <input type="radio"/> Private boat

If commercial transportation was **not used to enter or leave** Canada, then go to Question 15.

12. If **commercial transportation** (plane, bus, train or boat) was used to enter or leave Canada, please report the routes, carriers and fares (including taxes). *Please print.*

From where did the travelling party leave? <i>Name of city and state/province</i>	To where did the travelling party go? <i>Name of city and state/province</i>	What was the name of the carrier(s) used?	Were the fares . . .			How much were these fares (including package tours) for the entire travelling party?	Currency	
			One way	Round trip	Package tour		U.S. \$	CAN \$
			1 <input type="radio"/>	2 <input type="radio"/>	3 <input type="radio"/>		8 <input type="radio"/>	9 <input type="radio"/>
			<input type="radio"/>	<input type="radio"/>	<input type="radio"/>		8 <input type="radio"/>	9 <input type="radio"/>
			<input type="radio"/>	<input type="radio"/>	<input type="radio"/>		8 <input type="radio"/>	9 <input type="radio"/>
			<input type="radio"/>	<input type="radio"/>	<input type="radio"/>		8 <input type="radio"/>	9 <input type="radio"/>
			<input type="radio"/>	<input type="radio"/>	<input type="radio"/>		8 <input type="radio"/>	9 <input type="radio"/>
			<input type="radio"/>	<input type="radio"/>	<input type="radio"/>		8 <input type="radio"/>	9 <input type="radio"/>

13. What class of fares were used? *Check all that apply*

1 <input type="radio"/> First class	3 <input type="radio"/> Economy class	5 <input type="radio"/> Frequent flyer plan
2 <input type="radio"/> Business class	4 <input type="radio"/> Charter class	

14. Were these fares part of a package? Which of the following item(s) was (were) also included? *Check all that apply*

<input type="radio"/> No 1 <input type="radio"/> Yes ▶	2 <input type="radio"/> Accommodation / meals	4 <input type="radio"/> Rented car
	3 <input type="radio"/> Accommodation only	5 <input type="radio"/> Other

15. For this trip, what was the **total spending in Canada** for all persons in the travelling party?
Include cash/credit transactions for food, accommodation, entertainment, merchandise, gifts, auto operation, local transportation, etc., even if paid for by someone else or a business. Include all taxes and tips. Exclude fares and/or packages reported in question 12. Estimates appreciated.

Amount: .00 Currency: U.S.\$ 8 CAN\$ 9

Number of persons included in spending:

16. Please distribute **total spending** (as reported in Question 15) in each of the following categories. *Estimates appreciated.*

If estimates can not be provided, report approximate percentages (%) of total spending.

The sums in Questions 15 and 16 should agree.

	Amount	or	%
Accommodation	<input style="width: 50px;" type="text"/> .00	or	<input style="width: 50px;" type="text"/>
Transportation in Canada (include gasoline expenditures, rented car, intercity plane, bus and train fares, boat tours, local bus, taxi)	<input style="width: 50px;" type="text"/> .00	or	<input style="width: 50px;" type="text"/>
Food and beverage	<input style="width: 50px;" type="text"/> .00	or	<input style="width: 50px;" type="text"/>
Recreation and entertainment	<input style="width: 50px;" type="text"/> .00	or	<input style="width: 50px;" type="text"/>
Other (souvenirs, shopping, photos, etc.) ▼	<input style="width: 50px;" type="text"/> .00	or	<input style="width: 50px;" type="text"/>
Specify major items: _____			

17. What percentage of total expenditures (including fares) was paid . . .

personally? (including family/friends) <input style="width: 50px;" type="text"/> %	by business? <input style="width: 50px;" type="text"/> %	by government? <input style="width: 50px;" type="text"/> %
--	--	--

18. After your first arrival to Canada, did you at any time during this trip leave Canada for the U.S.A. and then return?
If yes, please report the place(s) and date(s) of exit and the place(s) of re-entry. Please print.

1 <input type="radio"/> Yes ▶ How many times? <input style="width: 50px;" type="text"/>	2 <input type="radio"/> No
---	----------------------------

Place of exit from Canada (border crossing/airport)	Date of exit Month Day Year	Place of re-entry to Canada (border crossing/airport)	Number of nights in U.S.A.
<input style="width: 100px;" type="text"/>	<input style="width: 100px;" type="text"/>	<input style="width: 100px;" type="text"/>	<input style="width: 50px;" type="text"/>
<input style="width: 100px;" type="text"/>	<input style="width: 100px;" type="text"/>	<input style="width: 100px;" type="text"/>	<input style="width: 50px;" type="text"/>
<input style="width: 100px;" type="text"/>	<input style="width: 100px;" type="text"/>	<input style="width: 100px;" type="text"/>	<input style="width: 50px;" type="text"/>

19. Is this your first visit to Canada?
 1 Yes 2 No ▶

If no, how many times, including this trip, have you visited Canada for one or more nights, in the last 5 years?

Check one only

We welcome comments on any aspect of your trip including those which would help us to better understand your responses.

Please use attached postage paid envelope to mail your questionnaire in the U.S.

Comments:

THANK YOU VERY MUCH FOR YOUR CO-OPERATION





Government travel survey of visitors to Canada

Welcome to Canada!

We are currently conducting a travel survey between overseas countries and Canada and we would be interested in knowing about the trip you have taken in Canada. Information from this voluntary survey will be used by members of the Canadian tourism industry and government tourism organizations to better understand and serve you, the travelling public.

Upon completion of your trip, we would appreciate it if you could spare 10 to 15 minutes

of your time to complete this questionnaire. When completed, please return the questionnaire to us by using the postage paid envelope.

This survey is conducted under the authority of the Statistics Act (R.S.C. 1985, c. S19) and individual information from your questionnaire will be kept strictly confidential.

Thank you for your co-operation on this important survey.

Confidential when completed
Français au verso

<p>1. Where do you live? <i>Usual place of residence</i> PLEASE PRINT</p>	<p>City/Town <input type="text"/> State/Province/Territory <input type="text"/> Country <input type="text"/> Postal/Zip code <input type="text"/></p>																																																																																																									
<p>2. Where and when did you enter Canada? Where and when will you leave Canada?</p>	<p>Name of Canadian border crossing or airport <input type="text"/> Day Month Year <input type="text"/> <input type="text"/></p>																																																																																																									
<p>In the next questions, we will be referring to a travelling party. In your travelling party include only those for whom you feel comfortable reporting spending and activities. A travelling party usually refers to friends and/or family members travelling together.</p>																																																																																																										
<p>3. How many people including yourself were in the travelling party?</p>	<p><input type="text"/></p>																																																																																																									
<p>4. How many people in the travelling party were in each of the following groups?</p>	<table border="1" style="width:100%; border-collapse: collapse;"> <tr> <th style="width:5%;">Age groups</th> <th style="width:5%;">Under 2 years</th> <th style="width:5%;">2 to 11</th> <th style="width:5%;">12 to 14</th> <th style="width:5%;">15 to 19</th> <th style="width:5%;">20 to 24</th> <th style="width:5%;">25 to 34</th> <th style="width:5%;">35 to 44</th> <th style="width:5%;">45 to 54</th> <th style="width:5%;">55 to 64</th> <th style="width:5%;">65 to 74</th> <th style="width:5%;">75 and over</th> </tr> <tr> <td>Female</td> <td>01</td> <td>02</td> <td>03</td> <td>04</td> <td>05</td> <td>06</td> <td>07</td> <td>08</td> <td>09</td> <td>10</td> <td>11</td> </tr> <tr> <td>Male</td> <td>12</td> <td>13</td> <td>14</td> <td>15</td> <td>16</td> <td>17</td> <td>18</td> <td>19</td> <td>20</td> <td>21</td> <td>22</td> </tr> </table>	Age groups	Under 2 years	2 to 11	12 to 14	15 to 19	20 to 24	25 to 34	35 to 44	45 to 54	55 to 64	65 to 74	75 and over	Female	01	02	03	04	05	06	07	08	09	10	11	Male	12	13	14	15	16	17	18	19	20	21	22																																																																					
Age groups	Under 2 years	2 to 11	12 to 14	15 to 19	20 to 24	25 to 34	35 to 44	45 to 54	55 to 64	65 to 74	75 and over																																																																																															
Female	01	02	03	04	05	06	07	08	09	10	11																																																																																															
Male	12	13	14	15	16	17	18	19	20	21	22																																																																																															
<p>5. What was the travelling party's main reason for taking this trip to Canada? <i>Check one only</i> <i>(e.g. If a person on a business trip took his/her family along to visit relatives, check reason for trip as "business".)</i></p>	<table style="width:100%;"> <tr> <td style="width:33%; vertical-align: top;"> <p>Business</p> <p>01 <input type="radio"/> Meetings</p> <p>02 <input type="radio"/> Convention, conference, trade show, seminar</p> <p>03 <input type="radio"/> Other work</p> <p>12 <input type="radio"/> Other – Specify _____</p> </td> <td style="width:33%; vertical-align: top;"> <p>Pleasure</p> <p>04 <input type="radio"/> Holiday, vacation</p> <p>05 <input type="radio"/> Visit friends or relatives</p> <p>06 <input type="radio"/> Visit second home, cottage, condo</p> <p>07 <input type="radio"/> Attend events, attractions</p> </td> <td style="width:33%; vertical-align: top;"> <p>Other</p> <p>08 <input type="radio"/> Personal (<i>medical, wedding, etc.</i>)</p> <p>09 <input type="radio"/> In transit to / from other countries</p> <p>10 <input type="radio"/> Educational study</p> <p>11 <input type="radio"/> Shopping</p> </td> </tr> </table>	<p>Business</p> <p>01 <input type="radio"/> Meetings</p> <p>02 <input type="radio"/> Convention, conference, trade show, seminar</p> <p>03 <input type="radio"/> Other work</p> <p>12 <input type="radio"/> Other – Specify _____</p>	<p>Pleasure</p> <p>04 <input type="radio"/> Holiday, vacation</p> <p>05 <input type="radio"/> Visit friends or relatives</p> <p>06 <input type="radio"/> Visit second home, cottage, condo</p> <p>07 <input type="radio"/> Attend events, attractions</p>	<p>Other</p> <p>08 <input type="radio"/> Personal (<i>medical, wedding, etc.</i>)</p> <p>09 <input type="radio"/> In transit to / from other countries</p> <p>10 <input type="radio"/> Educational study</p> <p>11 <input type="radio"/> Shopping</p>																																																																																																						
<p>Business</p> <p>01 <input type="radio"/> Meetings</p> <p>02 <input type="radio"/> Convention, conference, trade show, seminar</p> <p>03 <input type="radio"/> Other work</p> <p>12 <input type="radio"/> Other – Specify _____</p>	<p>Pleasure</p> <p>04 <input type="radio"/> Holiday, vacation</p> <p>05 <input type="radio"/> Visit friends or relatives</p> <p>06 <input type="radio"/> Visit second home, cottage, condo</p> <p>07 <input type="radio"/> Attend events, attractions</p>	<p>Other</p> <p>08 <input type="radio"/> Personal (<i>medical, wedding, etc.</i>)</p> <p>09 <input type="radio"/> In transit to / from other countries</p> <p>10 <input type="radio"/> Educational study</p> <p>11 <input type="radio"/> Shopping</p>																																																																																																								
<p>6. On this trip in Canada, did anyone in the travelling party . . . <i>Check all that apply</i></p>	<table style="width:100%;"> <tr> <td style="width:33%; vertical-align: top;"> <p>21 <input type="radio"/> Visit friends or relatives</p> <p>22 <input type="radio"/> Attend a festival or fair</p> <p>23 <input type="radio"/> Attend a cultural performance (a play, a concert, etc.)</p> <p>24 <input type="radio"/> Visit a museum or art gallery</p> <p>25 <input type="radio"/> Visit a historic site</p> <p>26 <input type="radio"/> Visit a zoo, aquarium or botanical garden</p> <p>27 <input type="radio"/> Attend a sports event</p> <p>28 <input type="radio"/> Go shopping</p> <p>29 <input type="radio"/> Go sightseeing</p> <p>30 <input type="radio"/> Go to a bar or night club</p> <p>31 <input type="radio"/> Go to a casino</p> </td> <td style="width:33%; vertical-align: top;"> <p>32 <input type="radio"/> Visit a theme or amusement park</p> <p>33 <input type="radio"/> Visit a national or provincial nature park</p> <p>34 <input type="radio"/> Participate in sports or outdoor activities – Specify ▼</p> <p>35 <input type="radio"/> Boating - motor boat, sail boat, kayak, canoe or other</p> <p>36 <input type="radio"/> Golfing</p> <p>37 <input type="radio"/> Downhill skiing or snow boarding</p> <p>38 <input type="radio"/> Hunting</p> <p>39 <input type="radio"/> Fishing</p> <p><input type="radio"/> Other sports or outdoor activities Specify ► _____</p> </td> </tr> </table>	<p>21 <input type="radio"/> Visit friends or relatives</p> <p>22 <input type="radio"/> Attend a festival or fair</p> <p>23 <input type="radio"/> Attend a cultural performance (a play, a concert, etc.)</p> <p>24 <input type="radio"/> Visit a museum or art gallery</p> <p>25 <input type="radio"/> Visit a historic site</p> <p>26 <input type="radio"/> Visit a zoo, aquarium or botanical garden</p> <p>27 <input type="radio"/> Attend a sports event</p> <p>28 <input type="radio"/> Go shopping</p> <p>29 <input type="radio"/> Go sightseeing</p> <p>30 <input type="radio"/> Go to a bar or night club</p> <p>31 <input type="radio"/> Go to a casino</p>	<p>32 <input type="radio"/> Visit a theme or amusement park</p> <p>33 <input type="radio"/> Visit a national or provincial nature park</p> <p>34 <input type="radio"/> Participate in sports or outdoor activities – Specify ▼</p> <p>35 <input type="radio"/> Boating - motor boat, sail boat, kayak, canoe or other</p> <p>36 <input type="radio"/> Golfing</p> <p>37 <input type="radio"/> Downhill skiing or snow boarding</p> <p>38 <input type="radio"/> Hunting</p> <p>39 <input type="radio"/> Fishing</p> <p><input type="radio"/> Other sports or outdoor activities Specify ► _____</p>																																																																																																							
<p>21 <input type="radio"/> Visit friends or relatives</p> <p>22 <input type="radio"/> Attend a festival or fair</p> <p>23 <input type="radio"/> Attend a cultural performance (a play, a concert, etc.)</p> <p>24 <input type="radio"/> Visit a museum or art gallery</p> <p>25 <input type="radio"/> Visit a historic site</p> <p>26 <input type="radio"/> Visit a zoo, aquarium or botanical garden</p> <p>27 <input type="radio"/> Attend a sports event</p> <p>28 <input type="radio"/> Go shopping</p> <p>29 <input type="radio"/> Go sightseeing</p> <p>30 <input type="radio"/> Go to a bar or night club</p> <p>31 <input type="radio"/> Go to a casino</p>	<p>32 <input type="radio"/> Visit a theme or amusement park</p> <p>33 <input type="radio"/> Visit a national or provincial nature park</p> <p>34 <input type="radio"/> Participate in sports or outdoor activities – Specify ▼</p> <p>35 <input type="radio"/> Boating - motor boat, sail boat, kayak, canoe or other</p> <p>36 <input type="radio"/> Golfing</p> <p>37 <input type="radio"/> Downhill skiing or snow boarding</p> <p>38 <input type="radio"/> Hunting</p> <p>39 <input type="radio"/> Fishing</p> <p><input type="radio"/> Other sports or outdoor activities Specify ► _____</p>																																																																																																									
<p>7. How would you rate the following aspects of your trip in Canada?</p>	<table style="width:100%;"> <tr> <td style="width:50%;"></td> <td style="width:10%; text-align: center;">Good</td> <td style="width:10%; text-align: center;">Average</td> <td style="width:10%; text-align: center;">Poor</td> <td style="width:10%; text-align: center;">Not applicable</td> </tr> <tr> <td>Transportation services</td> <td style="text-align: center;">01 <input type="radio"/></td> <td style="text-align: center;">06 <input type="radio"/></td> <td style="text-align: center;">11 <input type="radio"/></td> <td style="text-align: center;"><input type="radio"/></td> </tr> <tr> <td>Accommodation services</td> <td style="text-align: center;">02 <input type="radio"/></td> <td style="text-align: center;">07 <input type="radio"/></td> <td style="text-align: center;">12 <input type="radio"/></td> <td style="text-align: center;"><input type="radio"/></td> </tr> <tr> <td>Hospitality of local people</td> <td style="text-align: center;">03 <input type="radio"/></td> <td style="text-align: center;">08 <input type="radio"/></td> <td style="text-align: center;">13 <input type="radio"/></td> <td style="text-align: center;"><input type="radio"/></td> </tr> <tr> <td>Value for your money</td> <td style="text-align: center;">04 <input type="radio"/></td> <td style="text-align: center;">09 <input type="radio"/></td> <td style="text-align: center;">14 <input type="radio"/></td> <td style="text-align: center;"><input type="radio"/></td> </tr> <tr> <td>Variety of things to see and do</td> <td style="text-align: center;">05 <input type="radio"/></td> <td style="text-align: center;">10 <input type="radio"/></td> <td style="text-align: center;">15 <input type="radio"/></td> <td style="text-align: center;"><input type="radio"/></td> </tr> </table>		Good	Average	Poor	Not applicable	Transportation services	01 <input type="radio"/>	06 <input type="radio"/>	11 <input type="radio"/>	<input type="radio"/>	Accommodation services	02 <input type="radio"/>	07 <input type="radio"/>	12 <input type="radio"/>	<input type="radio"/>	Hospitality of local people	03 <input type="radio"/>	08 <input type="radio"/>	13 <input type="radio"/>	<input type="radio"/>	Value for your money	04 <input type="radio"/>	09 <input type="radio"/>	14 <input type="radio"/>	<input type="radio"/>	Variety of things to see and do	05 <input type="radio"/>	10 <input type="radio"/>	15 <input type="radio"/>	<input type="radio"/>																																																																											
	Good	Average	Poor	Not applicable																																																																																																						
Transportation services	01 <input type="radio"/>	06 <input type="radio"/>	11 <input type="radio"/>	<input type="radio"/>																																																																																																						
Accommodation services	02 <input type="radio"/>	07 <input type="radio"/>	12 <input type="radio"/>	<input type="radio"/>																																																																																																						
Hospitality of local people	03 <input type="radio"/>	08 <input type="radio"/>	13 <input type="radio"/>	<input type="radio"/>																																																																																																						
Value for your money	04 <input type="radio"/>	09 <input type="radio"/>	14 <input type="radio"/>	<input type="radio"/>																																																																																																						
Variety of things to see and do	05 <input type="radio"/>	10 <input type="radio"/>	15 <input type="radio"/>	<input type="radio"/>																																																																																																						
<p>8. While in Canada, what place(s) did the travelling party visit? <i>Please name all places visited even if you did not stay overnight. (Exclude visits to airports for the purpose of changing planes.)</i> <i>Please print.</i></p>	<table border="1" style="width:100%; border-collapse: collapse;"> <thead> <tr> <th rowspan="2" style="width:30%;">Name of city(ies) / town(s) visited</th> <th rowspan="2" style="width:30%;">Name of province(s) / territory(ies) visited</th> <th rowspan="2" style="width:10%;">Number of nights spent at each place</th> <th colspan="6" style="text-align: center;">Where did the travelling party stay? <i>Check all that apply</i></th> </tr> <tr> <th style="text-align: center;">Hotel</th> <th style="text-align: center;">Motel</th> <th style="text-align: center;">Home of friends or relatives</th> <th style="text-align: center;">Camping or trailer park</th> <th style="text-align: center;">Cottage or cabin</th> <th style="text-align: center;">Other</th> </tr> </thead> <tbody> <tr><td> </td><td> </td><td> </td><td style="text-align: center;">1 <input type="radio"/></td><td style="text-align: center;">2 <input type="radio"/></td><td style="text-align: center;">3 <input type="radio"/></td><td style="text-align: center;">4 <input type="radio"/></td><td style="text-align: center;">5 <input type="radio"/></td><td style="text-align: center;">6 <input type="radio"/></td></tr> <tr><td> </td><td> </td><td> </td><td style="text-align: center;">1 <input type="radio"/></td><td style="text-align: center;">2 <input type="radio"/></td><td style="text-align: center;">3 <input type="radio"/></td><td style="text-align: center;">4 <input type="radio"/></td><td style="text-align: center;">5 <input type="radio"/></td><td style="text-align: center;">6 <input type="radio"/></td></tr> <tr><td> </td><td> </td><td> </td><td style="text-align: center;">1 <input type="radio"/></td><td style="text-align: center;">2 <input type="radio"/></td><td style="text-align: center;">3 <input type="radio"/></td><td style="text-align: center;">4 <input type="radio"/></td><td style="text-align: center;">5 <input type="radio"/></td><td style="text-align: center;">6 <input type="radio"/></td></tr> <tr><td> </td><td> </td><td> </td><td style="text-align: center;">1 <input type="radio"/></td><td style="text-align: center;">2 <input type="radio"/></td><td style="text-align: center;">3 <input type="radio"/></td><td style="text-align: center;">4 <input type="radio"/></td><td style="text-align: center;">5 <input type="radio"/></td><td style="text-align: center;">6 <input type="radio"/></td></tr> <tr><td> </td><td> </td><td> </td><td style="text-align: center;">1 <input type="radio"/></td><td style="text-align: center;">2 <input type="radio"/></td><td style="text-align: center;">3 <input type="radio"/></td><td style="text-align: center;">4 <input type="radio"/></td><td style="text-align: center;">5 <input type="radio"/></td><td style="text-align: center;">6 <input type="radio"/></td></tr> <tr><td> </td><td> </td><td> </td><td style="text-align: center;">1 <input type="radio"/></td><td style="text-align: center;">2 <input type="radio"/></td><td style="text-align: center;">3 <input type="radio"/></td><td style="text-align: center;">4 <input type="radio"/></td><td style="text-align: center;">5 <input type="radio"/></td><td style="text-align: center;">6 <input type="radio"/></td></tr> <tr><td> </td><td> </td><td> </td><td style="text-align: center;">1 <input type="radio"/></td><td style="text-align: center;">2 <input type="radio"/></td><td style="text-align: center;">3 <input type="radio"/></td><td style="text-align: center;">4 <input type="radio"/></td><td style="text-align: center;">5 <input type="radio"/></td><td style="text-align: center;">6 <input type="radio"/></td></tr> <tr><td> </td><td> </td><td> </td><td style="text-align: center;">1 <input type="radio"/></td><td style="text-align: center;">2 <input type="radio"/></td><td style="text-align: center;">3 <input type="radio"/></td><td style="text-align: center;">4 <input type="radio"/></td><td style="text-align: center;">5 <input type="radio"/></td><td style="text-align: center;">6 <input type="radio"/></td></tr> <tr><td> </td><td> </td><td> </td><td style="text-align: center;">1 <input type="radio"/></td><td style="text-align: center;">2 <input type="radio"/></td><td style="text-align: center;">3 <input type="radio"/></td><td style="text-align: center;">4 <input type="radio"/></td><td style="text-align: center;">5 <input type="radio"/></td><td style="text-align: center;">6 <input type="radio"/></td></tr> <tr><td> </td><td> </td><td> </td><td style="text-align: center;">1 <input type="radio"/></td><td style="text-align: center;">2 <input type="radio"/></td><td style="text-align: center;">3 <input type="radio"/></td><td style="text-align: center;">4 <input type="radio"/></td><td style="text-align: center;">5 <input type="radio"/></td><td style="text-align: center;">6 <input type="radio"/></td></tr> </tbody> </table>	Name of city(ies) / town(s) visited	Name of province(s) / territory(ies) visited	Number of nights spent at each place	Where did the travelling party stay? <i>Check all that apply</i>						Hotel	Motel	Home of friends or relatives	Camping or trailer park	Cottage or cabin	Other				1 <input type="radio"/>	2 <input type="radio"/>	3 <input type="radio"/>	4 <input type="radio"/>	5 <input type="radio"/>	6 <input type="radio"/>				1 <input type="radio"/>	2 <input type="radio"/>	3 <input type="radio"/>	4 <input type="radio"/>	5 <input type="radio"/>	6 <input type="radio"/>				1 <input type="radio"/>	2 <input type="radio"/>	3 <input type="radio"/>	4 <input type="radio"/>	5 <input type="radio"/>	6 <input type="radio"/>				1 <input type="radio"/>	2 <input type="radio"/>	3 <input type="radio"/>	4 <input type="radio"/>	5 <input type="radio"/>	6 <input type="radio"/>				1 <input type="radio"/>	2 <input type="radio"/>	3 <input type="radio"/>	4 <input type="radio"/>	5 <input type="radio"/>	6 <input type="radio"/>				1 <input type="radio"/>	2 <input type="radio"/>	3 <input type="radio"/>	4 <input type="radio"/>	5 <input type="radio"/>	6 <input type="radio"/>				1 <input type="radio"/>	2 <input type="radio"/>	3 <input type="radio"/>	4 <input type="radio"/>	5 <input type="radio"/>	6 <input type="radio"/>				1 <input type="radio"/>	2 <input type="radio"/>	3 <input type="radio"/>	4 <input type="radio"/>	5 <input type="radio"/>	6 <input type="radio"/>				1 <input type="radio"/>	2 <input type="radio"/>	3 <input type="radio"/>	4 <input type="radio"/>	5 <input type="radio"/>	6 <input type="radio"/>				1 <input type="radio"/>	2 <input type="radio"/>	3 <input type="radio"/>	4 <input type="radio"/>	5 <input type="radio"/>	6 <input type="radio"/>
Name of city(ies) / town(s) visited	Name of province(s) / territory(ies) visited				Number of nights spent at each place	Where did the travelling party stay? <i>Check all that apply</i>																																																																																																				
		Hotel	Motel	Home of friends or relatives		Camping or trailer park	Cottage or cabin	Other																																																																																																		
			1 <input type="radio"/>	2 <input type="radio"/>	3 <input type="radio"/>	4 <input type="radio"/>	5 <input type="radio"/>	6 <input type="radio"/>																																																																																																		
			1 <input type="radio"/>	2 <input type="radio"/>	3 <input type="radio"/>	4 <input type="radio"/>	5 <input type="radio"/>	6 <input type="radio"/>																																																																																																		
			1 <input type="radio"/>	2 <input type="radio"/>	3 <input type="radio"/>	4 <input type="radio"/>	5 <input type="radio"/>	6 <input type="radio"/>																																																																																																		
			1 <input type="radio"/>	2 <input type="radio"/>	3 <input type="radio"/>	4 <input type="radio"/>	5 <input type="radio"/>	6 <input type="radio"/>																																																																																																		
			1 <input type="radio"/>	2 <input type="radio"/>	3 <input type="radio"/>	4 <input type="radio"/>	5 <input type="radio"/>	6 <input type="radio"/>																																																																																																		
			1 <input type="radio"/>	2 <input type="radio"/>	3 <input type="radio"/>	4 <input type="radio"/>	5 <input type="radio"/>	6 <input type="radio"/>																																																																																																		
			1 <input type="radio"/>	2 <input type="radio"/>	3 <input type="radio"/>	4 <input type="radio"/>	5 <input type="radio"/>	6 <input type="radio"/>																																																																																																		
			1 <input type="radio"/>	2 <input type="radio"/>	3 <input type="radio"/>	4 <input type="radio"/>	5 <input type="radio"/>	6 <input type="radio"/>																																																																																																		
			1 <input type="radio"/>	2 <input type="radio"/>	3 <input type="radio"/>	4 <input type="radio"/>	5 <input type="radio"/>	6 <input type="radio"/>																																																																																																		
			1 <input type="radio"/>	2 <input type="radio"/>	3 <input type="radio"/>	4 <input type="radio"/>	5 <input type="radio"/>	6 <input type="radio"/>																																																																																																		

9. Does anyone in the **travelling party** own any of the accommodations used on this trip? 1 Yes 2 No

10. Entering Canada, did you travel . . . 1 From U.S.A. only 2 Directly from another country 3 From another country via the U.S.A.
Leaving Canada, will you travel . . . 4 To U.S.A. only 5 Directly to another country 6 To another country via the U.S.A.

11. For this trip, what means of transportation did you use . . . **to enter** Canada?
Check one only

Commercial	Other
01 <input type="radio"/> Plane 02 <input type="radio"/> Train	03 <input type="radio"/> Boat 04 <input type="radio"/> Bus
05 <input type="radio"/> Private automobile	06 <input type="radio"/> Rented automobile
07 <input type="radio"/> Private plane	08 <input type="radio"/> Private boat
09 <input type="radio"/> Other	

. . . **to leave** Canada?
Check one only

10 <input type="radio"/> Plane 11 <input type="radio"/> Train	12 <input type="radio"/> Boat 13 <input type="radio"/> Bus	14 <input type="radio"/> Private automobile	15 <input type="radio"/> Rented automobile	16 <input type="radio"/> Private plane	17 <input type="radio"/> Private boat	18 <input type="radio"/> Other
--	---	---	--	--	---------------------------------------	--------------------------------

. . . **while in** Canada?
Check all that apply

19 <input type="radio"/> Plane 20 <input type="radio"/> Train	21 <input type="radio"/> Boat 22 <input type="radio"/> Bus	23 <input type="radio"/> Private automobile	24 <input type="radio"/> Rented automobile	25 <input type="radio"/> Private plane	26 <input type="radio"/> Private boat	27 <input type="radio"/> Other (metro, subway, taxi)
--	---	---	--	--	---------------------------------------	--

If commercial transportation was **not** used to enter or leave Canada, then go to Question 15.

12. If commercial transportation (plane, bus, train or boat) **was used** to enter or leave Canada, please report the routes, carriers and fares (including taxes). *Please print.*
▼ *Please report country (if outside U.S.A.) or city (if in U.S.A.)*

Where did the travelling party come from immediately before entering Canada? <input type="text"/>	Name of airline or other carrier <input type="text"/>	Fare for entire travelling party <input type="text"/>	Currency (if other than CAN \$) <input type="text"/>	OR Round trip fare (including package tours) for entire travelling party <input type="text"/>
Where is the travelling party going immediately upon leaving Canada? <input type="text"/>	Name of airline or other carrier <input type="text"/>	Fare for entire travelling party <input type="text"/>	Currency (if other than CAN \$) <input type="text"/>	Currency (if other than CAN \$) <input type="text"/>

13. What class of fares were used? 1 First class 2 Business class 3 Economy class 4 Charter class 5 Frequent flyer plan
Check all that apply

14. Were these fares part of a package? Which of the following item(s) was (were) also included? *Check all that apply*

<input type="radio"/> No 1 <input type="radio"/> Yes ▶	2 <input type="radio"/> Accommodation / meals	4 <input type="radio"/> Rented car
	3 <input type="radio"/> Accommodation only	5 <input type="radio"/> Other

15. For this trip, what was the **total spending in Canada** for all persons in the **travelling party**?
Include cash/credit transactions for food, accommodation, entertainment, merchandise, gifts, auto operation, local transportation, etc. even if paid for by someone else or a business. Include all taxes and tips. Exclude fares and/or packages reported in question 12. Estimates appreciated.

Amount: .00 Currency (if other than CAN \$):
Number of persons included in spending:

16. Please distribute **total spending** (as reported in Question 15) in each of the following categories. *Estimates appreciated.*
If estimates can not be provided, report approximate percentages (%) of total spending.
The sums in Questions 15 and 16 should agree.

	Amount	or	%
Accommodation	<input type="text"/> .00	or	<input type="text"/>
Transportation in Canada (include gasoline expenditures, rented car, intercity plane, bus and train fares, boat tours, local bus, taxi)	<input type="text"/> .00	or	<input type="text"/>
Food and beverage	<input type="text"/> .00	or	<input type="text"/>
Recreation and entertainment	<input type="text"/> .00	or	<input type="text"/>
Other (souvenirs, shopping, photos, etc.) ▼ Specify major items _____	<input type="text"/> .00	or	<input type="text"/>

17. What percentage of total expenditures (including fares) was paid . . .

personally? (including family/friends) <input type="text"/> %	by business? <input type="text"/> %	by government? <input type="text"/> %
---	-------------------------------------	---------------------------------------

18. After your first arrival to Canada, did you at any time during this trip leave Canada for the U.S.A. and then return?
▼ *If yes, please report the place(s) and date(s) of exit and the place(s) of re-entry. Please print.*

1 <input type="radio"/> Yes ▶ How many times? <input type="text"/>	2 <input type="radio"/> No		
Place of exit from Canada (border crossing/airport) <input type="text"/>	Date of exit Day Month Year <input type="text"/>	Place of re-entry to Canada (border crossing/airport) <input type="text"/>	Number of nights in U.S.A. <input type="text"/>
<input type="text"/>	<input type="text"/>	<input type="text"/>	<input type="text"/>
<input type="text"/>	<input type="text"/>	<input type="text"/>	<input type="text"/>

19. If you visited the U.S.A. **before** entering Canada, how many nights did you stay in the U.S.A.?
1 Under 24 hours 2 1-2 nights 3 3 or more nights 4 Not Applicable

Comments:

We welcome comments on any aspect of your trip including those which would help us to better understand your responses.

Please use attached postage paid envelope to mail your questionnaire upon completion of your trip.

THANK YOU VERY MUCH FOR YOUR CO-OPERATION



International Travel Survey of Canadian Residents

Welcome to Canada!

We are currently conducting a travel survey between Canada and foreign countries and we would be interested in knowing about the trip you have taken. Information from this voluntary survey will be used by members of the Canadian tourism industry and government tourism organizations to better understand and serve you, the travelling public.

We would appreciate it if you could spare 10 to 15 minutes of your time to complete this

questionnaire. Upon completion, please return the questionnaire to us by using the postage paid envelope.

This survey is conducted under the authority of the Statistics Act (R.S.C. 1985, c. S19) and individual information from your questionnaire will be kept strictly confidential.

Thank you for your co-operation on this important survey.

Confidential when completed
Français au verso

<p>1. Where do you live? <i>Usual place of residence</i> PLEASE PRINT</p>	<p>City/Town <input style="width:100%; height: 15px;" type="text"/> Prov./Terr. Postal code <input style="width: 40px; height: 15px;" type="text"/> <input style="width: 40px; height: 15px;" type="text"/></p>																																							
<p>2. Where and when did you leave Canada? Where and when did you return to Canada?</p>	<p>Name of Canadian border crossing or airport <input style="width:100%; height: 15px;" type="text"/> Day Month Year <input style="width: 15px; height: 15px;" type="text"/> <input style="width: 15px; height: 15px;" type="text"/> <input style="width: 15px; height: 15px;" type="text"/> <input style="width:100%; height: 15px;" type="text"/> <input style="width: 15px; height: 15px;" type="text"/> <input style="width: 15px; height: 15px;" type="text"/> <input style="width: 15px; height: 15px;" type="text"/></p>																																							
<p>In the next questions, we will be referring to a travelling party. In your travelling party include only those for whom you feel comfortable reporting spending and activities. A travelling party usually refers to friends and/or family members travelling together.</p>																																								
<p>3. How many people including yourself were in the travelling party?</p>	<p><input style="width: 20px; height: 15px;" type="text"/> <input style="width: 20px; height: 15px;" type="text"/></p>																																							
<p>4. How many people in the travelling party were in each of the following groups?</p>	<table border="1" style="width:100%; border-collapse: collapse; text-align: center;"> <tr> <td style="width:5%;">Age groups</td> <td style="width:5%;">▶</td> <td style="width:10%;">Under 2 years</td> <td style="width:10%;">2 to 11</td> <td style="width:10%;">12 to 14</td> <td style="width:10%;">15 to 19</td> <td style="width:10%;">20 to 24</td> <td style="width:10%;">25 to 34</td> <td style="width:10%;">35 to 44</td> <td style="width:10%;">45 to 54</td> <td style="width:10%;">55 to 64</td> <td style="width:10%;">65 to 74</td> <td style="width:10%;">75 and over</td> </tr> <tr> <td>Female</td> <td>▶</td> <td>01</td><td>02</td><td>03</td><td>04</td><td>05</td><td>06</td><td>07</td><td>08</td><td>09</td><td>10</td><td>11</td> </tr> <tr> <td>Male</td> <td>▶</td> <td>12</td><td>13</td><td>14</td><td>15</td><td>16</td><td>17</td><td>18</td><td>19</td><td>20</td><td>21</td><td>22</td> </tr> </table>	Age groups	▶	Under 2 years	2 to 11	12 to 14	15 to 19	20 to 24	25 to 34	35 to 44	45 to 54	55 to 64	65 to 74	75 and over	Female	▶	01	02	03	04	05	06	07	08	09	10	11	Male	▶	12	13	14	15	16	17	18	19	20	21	22
Age groups	▶	Under 2 years	2 to 11	12 to 14	15 to 19	20 to 24	25 to 34	35 to 44	45 to 54	55 to 64	65 to 74	75 and over																												
Female	▶	01	02	03	04	05	06	07	08	09	10	11																												
Male	▶	12	13	14	15	16	17	18	19	20	21	22																												
<p>5. What was the travelling party's main reason for taking this trip outside Canada? <i>Check one only</i> <i>(e.g. If a person on a business trip took his/her family along to visit relatives, check reason for trip as "business".)</i></p>	<table style="width:100%;"> <tr> <td style="width:33%; vertical-align: top;"> <p>Business</p> <p>01 <input type="radio"/> Meetings</p> <p>02 <input type="radio"/> Convention, conference, trade show, seminar</p> <p>03 <input type="radio"/> Other work</p> </td> <td style="width:33%; vertical-align: top;"> <p>Pleasure</p> <p>04 <input type="radio"/> Holiday, vacation</p> <p>05 <input type="radio"/> Visit friends or relatives</p> <p>06 <input type="radio"/> Visit second home, cottage, condo</p> <p>07 <input type="radio"/> Attend events, attractions</p> </td> <td style="width:33%; vertical-align: top;"> <p>Other</p> <p>08 <input type="radio"/> Personal (<i>medical, wedding, etc.</i>)</p> <p>09 <input type="radio"/> Transit to / from other parts of Canada</p> <p>10 <input type="radio"/> Educational study</p> <p>11 <input type="radio"/> Shopping</p> </td> </tr> <tr> <td colspan="3" style="text-align: center;"> <p>12 <input type="radio"/> Other – Specify _____</p> </td> </tr> </table>	<p>Business</p> <p>01 <input type="radio"/> Meetings</p> <p>02 <input type="radio"/> Convention, conference, trade show, seminar</p> <p>03 <input type="radio"/> Other work</p>	<p>Pleasure</p> <p>04 <input type="radio"/> Holiday, vacation</p> <p>05 <input type="radio"/> Visit friends or relatives</p> <p>06 <input type="radio"/> Visit second home, cottage, condo</p> <p>07 <input type="radio"/> Attend events, attractions</p>	<p>Other</p> <p>08 <input type="radio"/> Personal (<i>medical, wedding, etc.</i>)</p> <p>09 <input type="radio"/> Transit to / from other parts of Canada</p> <p>10 <input type="radio"/> Educational study</p> <p>11 <input type="radio"/> Shopping</p>	<p>12 <input type="radio"/> Other – Specify _____</p>																																			
<p>Business</p> <p>01 <input type="radio"/> Meetings</p> <p>02 <input type="radio"/> Convention, conference, trade show, seminar</p> <p>03 <input type="radio"/> Other work</p>	<p>Pleasure</p> <p>04 <input type="radio"/> Holiday, vacation</p> <p>05 <input type="radio"/> Visit friends or relatives</p> <p>06 <input type="radio"/> Visit second home, cottage, condo</p> <p>07 <input type="radio"/> Attend events, attractions</p>	<p>Other</p> <p>08 <input type="radio"/> Personal (<i>medical, wedding, etc.</i>)</p> <p>09 <input type="radio"/> Transit to / from other parts of Canada</p> <p>10 <input type="radio"/> Educational study</p> <p>11 <input type="radio"/> Shopping</p>																																						
<p>12 <input type="radio"/> Other – Specify _____</p>																																								
<p>6. On this trip outside Canada, did anyone in the travelling party . . . <i>Check all that apply</i></p>	<table style="width:100%;"> <tr> <td style="width:33%; vertical-align: top;"> <p>21 <input type="radio"/> Visit friends or relatives</p> <p>22 <input type="radio"/> Attend a festival or fair</p> <p>23 <input type="radio"/> Attend a cultural performance (a play, a concert, etc.)</p> <p>24 <input type="radio"/> Visit a museum or art gallery</p> <p>25 <input type="radio"/> Visit a historic site</p> <p>26 <input type="radio"/> Visit a zoo, aquarium or botanical garden</p> <p>27 <input type="radio"/> Attend a sports event</p> <p>28 <input type="radio"/> Go shopping</p> <p>29 <input type="radio"/> Go sightseeing</p> <p>30 <input type="radio"/> Go to a bar or night club</p> <p>31 <input type="radio"/> Go to a casino</p> </td> <td style="width:33%; vertical-align: top;"> <p>32 <input type="radio"/> Visit a theme or amusement park</p> <p>33 <input type="radio"/> Visit a national or state nature park</p> <p>34 <input type="radio"/> Participate in sports or outdoor activities – <i>Specify ▼</i></p> <p>35 <input type="radio"/> Boating - motor boat, sail boat, kayak, canoe or other</p> <p>36 <input type="radio"/> Golfing</p> <p>37 <input type="radio"/> Downhill skiing or snow boarding</p> <p>38 <input type="radio"/> Hunting</p> <p>39 <input type="radio"/> Fishing</p> <p><input type="radio"/> Other sports or outdoor activities</p> <p><i>Specify ▶</i> _____</p> </td> <td style="width:33%;"></td> </tr> </table>	<p>21 <input type="radio"/> Visit friends or relatives</p> <p>22 <input type="radio"/> Attend a festival or fair</p> <p>23 <input type="radio"/> Attend a cultural performance (a play, a concert, etc.)</p> <p>24 <input type="radio"/> Visit a museum or art gallery</p> <p>25 <input type="radio"/> Visit a historic site</p> <p>26 <input type="radio"/> Visit a zoo, aquarium or botanical garden</p> <p>27 <input type="radio"/> Attend a sports event</p> <p>28 <input type="radio"/> Go shopping</p> <p>29 <input type="radio"/> Go sightseeing</p> <p>30 <input type="radio"/> Go to a bar or night club</p> <p>31 <input type="radio"/> Go to a casino</p>	<p>32 <input type="radio"/> Visit a theme or amusement park</p> <p>33 <input type="radio"/> Visit a national or state nature park</p> <p>34 <input type="radio"/> Participate in sports or outdoor activities – <i>Specify ▼</i></p> <p>35 <input type="radio"/> Boating - motor boat, sail boat, kayak, canoe or other</p> <p>36 <input type="radio"/> Golfing</p> <p>37 <input type="radio"/> Downhill skiing or snow boarding</p> <p>38 <input type="radio"/> Hunting</p> <p>39 <input type="radio"/> Fishing</p> <p><input type="radio"/> Other sports or outdoor activities</p> <p><i>Specify ▶</i> _____</p>																																					
<p>21 <input type="radio"/> Visit friends or relatives</p> <p>22 <input type="radio"/> Attend a festival or fair</p> <p>23 <input type="radio"/> Attend a cultural performance (a play, a concert, etc.)</p> <p>24 <input type="radio"/> Visit a museum or art gallery</p> <p>25 <input type="radio"/> Visit a historic site</p> <p>26 <input type="radio"/> Visit a zoo, aquarium or botanical garden</p> <p>27 <input type="radio"/> Attend a sports event</p> <p>28 <input type="radio"/> Go shopping</p> <p>29 <input type="radio"/> Go sightseeing</p> <p>30 <input type="radio"/> Go to a bar or night club</p> <p>31 <input type="radio"/> Go to a casino</p>	<p>32 <input type="radio"/> Visit a theme or amusement park</p> <p>33 <input type="radio"/> Visit a national or state nature park</p> <p>34 <input type="radio"/> Participate in sports or outdoor activities – <i>Specify ▼</i></p> <p>35 <input type="radio"/> Boating - motor boat, sail boat, kayak, canoe or other</p> <p>36 <input type="radio"/> Golfing</p> <p>37 <input type="radio"/> Downhill skiing or snow boarding</p> <p>38 <input type="radio"/> Hunting</p> <p>39 <input type="radio"/> Fishing</p> <p><input type="radio"/> Other sports or outdoor activities</p> <p><i>Specify ▶</i> _____</p>																																							
<p>7. How would you rate the following aspects of your trip?</p>	<table style="width:100%; text-align: center;"> <tr> <td style="width:60%;"></td> <td style="width:10%;">Good</td> <td style="width:10%;">Average</td> <td style="width:10%;">Poor</td> <td style="width:10%;">Not applicable</td> </tr> <tr> <td>Transportation services</td> <td>01 <input type="radio"/></td> <td>06 <input type="radio"/></td> <td>11 <input type="radio"/></td> <td><input type="radio"/></td> </tr> <tr> <td>Accommodation services</td> <td>02 <input type="radio"/></td> <td>07 <input type="radio"/></td> <td>12 <input type="radio"/></td> <td><input type="radio"/></td> </tr> <tr> <td>Hospitality of local people</td> <td>03 <input type="radio"/></td> <td>08 <input type="radio"/></td> <td>13 <input type="radio"/></td> <td><input type="radio"/></td> </tr> <tr> <td>Value for your money</td> <td>04 <input type="radio"/></td> <td>09 <input type="radio"/></td> <td>14 <input type="radio"/></td> <td><input type="radio"/></td> </tr> <tr> <td>Variety of things to see and do</td> <td>05 <input type="radio"/></td> <td>10 <input type="radio"/></td> <td>15 <input type="radio"/></td> <td><input type="radio"/></td> </tr> </table>		Good	Average	Poor	Not applicable	Transportation services	01 <input type="radio"/>	06 <input type="radio"/>	11 <input type="radio"/>	<input type="radio"/>	Accommodation services	02 <input type="radio"/>	07 <input type="radio"/>	12 <input type="radio"/>	<input type="radio"/>	Hospitality of local people	03 <input type="radio"/>	08 <input type="radio"/>	13 <input type="radio"/>	<input type="radio"/>	Value for your money	04 <input type="radio"/>	09 <input type="radio"/>	14 <input type="radio"/>	<input type="radio"/>	Variety of things to see and do	05 <input type="radio"/>	10 <input type="radio"/>	15 <input type="radio"/>	<input type="radio"/>									
	Good	Average	Poor	Not applicable																																				
Transportation services	01 <input type="radio"/>	06 <input type="radio"/>	11 <input type="radio"/>	<input type="radio"/>																																				
Accommodation services	02 <input type="radio"/>	07 <input type="radio"/>	12 <input type="radio"/>	<input type="radio"/>																																				
Hospitality of local people	03 <input type="radio"/>	08 <input type="radio"/>	13 <input type="radio"/>	<input type="radio"/>																																				
Value for your money	04 <input type="radio"/>	09 <input type="radio"/>	14 <input type="radio"/>	<input type="radio"/>																																				
Variety of things to see and do	05 <input type="radio"/>	10 <input type="radio"/>	15 <input type="radio"/>	<input type="radio"/>																																				
<p>8. Leaving Canada, did you travel . . .</p>	<p>1 <input type="radio"/> To U.S.A. only (<i>including Hawaii</i>) 2 <input type="radio"/> Directly to other countries 3 <input type="radio"/> To other countries via the U.S.A.</p>																																							
<p>Returning to Canada, did you travel . . .</p>	<p>4 <input type="radio"/> From U.S.A. only (<i>including Hawaii</i>) 5 <input type="radio"/> Directly from other countries 6 <input type="radio"/> From other countries via the U.S.A.</p>																																							
<p>9. For this trip, what means of transportation did you use . . . to leave Canada? <i>Check one only</i></p>	<table style="width:100%;"> <tr> <td style="width:33%; vertical-align: top;"> <p>Commercial</p> <p>01 <input type="radio"/> Plane 03 <input type="radio"/> Boat</p> <p>02 <input type="radio"/> Train 04 <input type="radio"/> Bus</p> </td> <td style="width:33%; vertical-align: top;"> <p>Other</p> <p>05 <input type="radio"/> Private automobile</p> <p>06 <input type="radio"/> Rented automobile</p> </td> <td style="width:33%; vertical-align: top;"> <p>07 <input type="radio"/> Private plane</p> <p>08 <input type="radio"/> Private boat</p> <p>09 <input type="radio"/> Other</p> </td> </tr> </table>	<p>Commercial</p> <p>01 <input type="radio"/> Plane 03 <input type="radio"/> Boat</p> <p>02 <input type="radio"/> Train 04 <input type="radio"/> Bus</p>	<p>Other</p> <p>05 <input type="radio"/> Private automobile</p> <p>06 <input type="radio"/> Rented automobile</p>	<p>07 <input type="radio"/> Private plane</p> <p>08 <input type="radio"/> Private boat</p> <p>09 <input type="radio"/> Other</p>																																				
<p>Commercial</p> <p>01 <input type="radio"/> Plane 03 <input type="radio"/> Boat</p> <p>02 <input type="radio"/> Train 04 <input type="radio"/> Bus</p>	<p>Other</p> <p>05 <input type="radio"/> Private automobile</p> <p>06 <input type="radio"/> Rented automobile</p>	<p>07 <input type="radio"/> Private plane</p> <p>08 <input type="radio"/> Private boat</p> <p>09 <input type="radio"/> Other</p>																																						
<p>. . . to return to Canada? <i>Check one only</i></p>	<table style="width:100%;"> <tr> <td style="width:33%; vertical-align: top;"> <p>10 <input type="radio"/> Plane 12 <input type="radio"/> Boat</p> <p>11 <input type="radio"/> Train 13 <input type="radio"/> Bus</p> </td> <td style="width:33%; vertical-align: top;"> <p>14 <input type="radio"/> Private automobile</p> <p>15 <input type="radio"/> Rented automobile</p> </td> <td style="width:33%; vertical-align: top;"> <p>16 <input type="radio"/> Private plane</p> <p>17 <input type="radio"/> Private boat</p> <p>18 <input type="radio"/> Other</p> </td> </tr> </table>	<p>10 <input type="radio"/> Plane 12 <input type="radio"/> Boat</p> <p>11 <input type="radio"/> Train 13 <input type="radio"/> Bus</p>	<p>14 <input type="radio"/> Private automobile</p> <p>15 <input type="radio"/> Rented automobile</p>	<p>16 <input type="radio"/> Private plane</p> <p>17 <input type="radio"/> Private boat</p> <p>18 <input type="radio"/> Other</p>																																				
<p>10 <input type="radio"/> Plane 12 <input type="radio"/> Boat</p> <p>11 <input type="radio"/> Train 13 <input type="radio"/> Bus</p>	<p>14 <input type="radio"/> Private automobile</p> <p>15 <input type="radio"/> Rented automobile</p>	<p>16 <input type="radio"/> Private plane</p> <p>17 <input type="radio"/> Private boat</p> <p>18 <input type="radio"/> Other</p>																																						
<p>. . . while outside Canada? <i>Check all that apply</i></p>	<table style="width:100%;"> <tr> <td style="width:33%; vertical-align: top;"> <p>19 <input type="radio"/> Plane 21 <input type="radio"/> Boat</p> <p>20 <input type="radio"/> Train 22 <input type="radio"/> Bus</p> </td> <td style="width:33%; vertical-align: top;"> <p>23 <input type="radio"/> Private automobile</p> <p>24 <input type="radio"/> Rented automobile</p> </td> <td style="width:33%; vertical-align: top;"> <p>25 <input type="radio"/> Private plane</p> <p>26 <input type="radio"/> Private boat</p> <p>27 <input type="radio"/> Other (<i>metro, subway, taxi</i>)</p> </td> </tr> </table>	<p>19 <input type="radio"/> Plane 21 <input type="radio"/> Boat</p> <p>20 <input type="radio"/> Train 22 <input type="radio"/> Bus</p>	<p>23 <input type="radio"/> Private automobile</p> <p>24 <input type="radio"/> Rented automobile</p>	<p>25 <input type="radio"/> Private plane</p> <p>26 <input type="radio"/> Private boat</p> <p>27 <input type="radio"/> Other (<i>metro, subway, taxi</i>)</p>																																				
<p>19 <input type="radio"/> Plane 21 <input type="radio"/> Boat</p> <p>20 <input type="radio"/> Train 22 <input type="radio"/> Bus</p>	<p>23 <input type="radio"/> Private automobile</p> <p>24 <input type="radio"/> Rented automobile</p>	<p>25 <input type="radio"/> Private plane</p> <p>26 <input type="radio"/> Private boat</p> <p>27 <input type="radio"/> Other (<i>metro, subway, taxi</i>)</p>																																						
<p>If commercial transportation was not used to leave, return or while outside Canada, then go to Question 14.</p>																																								



**Canadian Resident
Questionnaire for
Same Day Automobile
Travel Between the
U.S. and Canada**

**Questionnaire destiné aux
résidents canadiens revenant
d'un voyage effectué aux
États-Unis en automobile le
même jour**

Welcome!

In a given year, more than 60 million international automobile trips of less than 24 hours are taken by both U.S. and Canadian residents. This voluntary sample survey measures the level of same day international travel – an economic and cultural characteristic of hundreds of communities on both sides of the border.

Bienvenue!

Au cours d'une année, il y a plus de 60 millions de voyages internationaux par automobile de moins de vingt-quatre heures effectués par des résidents américains et canadiens. Cette enquête-échantillonnage volontaire vise à déterminer les caractéristiques des voyages internationaux du même jour – une caractéristique culturelle et économique pour des centaines de localités des deux côtés de la frontière.

Please take the time to tell us about this same day trip. The survey is conducted under the authority of the Statistics Act (R.S.C. 1985, c S19) and your answers will be kept confidential. Your cooperation is essential and appreciated. Please print.

Veuillez prendre le temps de nous renseigner sur ce voyage d'un même jour. L'enquête est menée selon les dispositions de la Loi sur la statistique (L.R.C. 1985 ch. S19) et vos réponses seront tenues confidentielles. Votre collaboration est essentielle et appréciée. Écrire en lettres moulées s.v.p.

1. Where do you live? / Où habitez-vous? Country: 1 Canada 2 United States / États-Unis 3 Other / Autres
 Province: _____
 City/Town: _____
 Cité/Ville: _____
 Postal Code: _____
 Code postal: _____

2. On this trip, where and when did you enter Canada? / Lors de ce voyage, où et quand êtes-vous entré(e) au Canada?
 _____ Date
 Canadian border crossing – Endroit (Poste-frontière) M D / J Y / A

Definition of TRAVELLING PARTY . . . Includes yourself and only those for whom you feel comfortable reporting spending. / La définition D'UN GROUPE ... Nous vous demandons d'inclure vous-même et seulement les personnes pour qui vous ne voyez pas d'inconvénient à rapporter les dépenses.

3. On this trip, how many people, including yourself, were in the travelling party? / Lors de ce voyage, combien de personnes, y compris vous-même, comptait votre groupe?

4. What was the main destination on this trip? / Quelle était votre destination principale lors de ce voyage?
 State: _____
 État: _____
 City/Town: _____
 Cité/Ville: _____

5. What was the TOTAL SPENDING (including cash or credit transactions) on this trip for all persons reported in Question 3? Estimates are appreciated or if no spending occurred, please check the appropriate box. / Quelles étaient LES DÉPENSES TOTALES (incluant les transactions au comptant ou à crédit) au cours de ce voyage pour toutes les personnes déclarées à la question 3? Des estimations sont satisfaisantes ou s'il n'y a pas eu de dépenses, veuillez cocher la boîte appropriée.

6 Spending / Dépense \$ _____ .00 Currency / Devise 8 \$ Canada 9 \$ U.S.

7 No Spending / Aucune dépense

6. What was the MAIN reason for this trip? / Quelle était la raison PRINCIPALE de ce voyage?
 1 Commuting to work / Navette travail/domicile 2 Business / Affaires 3 Pleasure (including shopping or entertainment) / Agrément (y compris magasinage ou divertissements)
 4 Visit friends or relatives / Visite à des amis ou des parents 5 Other (specify) / Autre (précisez) _____

Confidential when completed
THANK YOU. Please drop this card in any mail box in Canada.



Confidentiel une fois rempli
MERCI. Veuillez déposer cette carte dans n'importe quelle boîte postale au Canada.

8-2200-338: 2000 -06-26 STC/ECT-250-02797 SQC/ECT-250-02797



**United States Resident
Questionnaire for
Same Day Automobile
Travel Between the
U.S. and Canada**

15-

Welcome! This survey which is a cooperative effort between the U.S. and Canadian Governments, measures the level of U.S. same day international travel – an economic and cultural characteristic of hundreds of communities.

Please take the time to tell us about this same day trip. This voluntary survey is conducted under the authority of the Statistics Act (R.S.C. 1985, c S19) and your answers will be kept confidential. Your cooperation is essential and appreciated. Please print.

1. Where do you live? Country: 2 United States 1 Canada 3 Other

State:

City/Town:

ZIP Code:

2. On this trip, where and when did you enter Canada? Canadian border crossing

Date: (Month / Day / Year)

Definition of TRAVELLING PARTY . . . Includes yourself and only those for whom you feel comfortable reporting spending.

3. On this trip, how many people, including yourself, were in the travelling party?

4. What was the main destination on this trip?

Province:

City/Town:

5. What was the TOTAL SPENDING (including cash or credit transactions) on this trip for all persons reported in Question 3? Estimates are appreciated or if no spending occurred, please check the appropriate box.

6 Spending > \$.00 > Currency 8 \$ Canadian
OR
7 No spending 9 \$ U.S.

6. What was the MAIN reason for this trip?

1 Commuting to work 2 Business 3 Pleasure (including shopping or entertainment)
4 Visit friends or relatives 5 Other (specify)

THANK YOU. Please drop this card in any mail box on your return to the U.S.
Confidential when completed (LE FRANÇAIS EST DISPONIBLE SUR DEMANDE)

8-2200-345.1: 2000-07-28 STC/ECT-250-02797

Statistics Canada / Statistique Canada



Canada



Government Travel Survey of Visitors to Canada



06

PERS
 SELF

Confidential when completed

Version française disponible

Dear visitor :

We are currently conducting a travel survey between Canada and overseas countries and we would be interested in knowing about the trip you have taken to Canada. Information from this voluntary survey will be used by members of the Canadian travel industry and government tourism organizations to better understand and serve you, the travelling public.

We would appreciate it if you could spare 10 to 15 minutes of your time to complete this questionnaire. If you require assistance, do not hesitate to ask our Statistics Canada representative. Upon completion, please return the questionnaire to her/him.

This survey is conducted under the authority of the *Statistics Act* (R.S.C. 1985, c. S19) and individual information from your questionnaire will be kept strictly confidential.

Thank you for your co-operation on this important survey and have a nice flight.

1. Where do you live? Usual place of residence

Country

- 01 United Kingdom 03 Germany
- 02 France 04 Japan

Other, specify

If Canada or United States, please return the questionnaire to our representative.

City/Town

State/Province/Territory

1a. Are you a member of a crew, military or diplomatic corps or one of their dependents?

- 1 Yes If «yes», please return the questionnaire to our representative.
- 2 No

2. Where and when did you enter Canada?

Name of Canadian border crossing or airport

Day Month Year

Where will you leave Canada?

When will you leave Canada?

- 01 Halifax International Airport
- 02 Montreal - Dorval / Mirabel Airport
- 03 Pearson International Airport, Toronto
- 04 Calgary International Airport
- 05 Vancouver International Airport

Day Month Year

Nights

2b. Entering Canada, did you travel...

- 1 From U.S.A. only 2 Directly from another country 3 From another country via the U.S.A.

Please return the questionnaire to our representative.

Leaving Canada, will you travel...

- 4 To U.S.A. only 5 Directly to another country 6 To another country via the U.S.A.

3. In the next questions we will be referring to a **travelling party**. In your travelling party include only those for whom you feel comfortable reporting **spending** and **activities**. A travelling party usually refers to friends and/or family members travelling together.

How many people including yourself were in the **travelling party**?

4. How many people in the **travelling party** were in each of the following groups?

Age groups ▶	Under 2 years	2 to 11	12 to 14	15 to 19	20 to 24	25 to 34	35 to 44	45 to 54	55 to 64	65 to 74	75 and over
	01	02	03	04	05	06	07	08	09	10	11
Female ▶											
	12	13	14	15	16	17	18	19	20	21	22
Male ▶											

5. What was the **travelling party's** main reason for taking this trip to Canada?

Check one only.

(e.g. If a person on a business trip took his/her family along to visit relatives, check reason for trip as "business".)

Business

- 01 Meetings 02 Convention, conference, trade show, seminar 03 Other work

Pleasure

- 04 Holiday, vacation 05 Visit friends or relatives 06 Visit second home, cottage, condo 07 Attend events, attractions

Other

- 08 Personal (medical, wedding, etc.) 09 In transit to / from other countries **and** passing through Canada Customs In transit to / from other countries **without** passing through Canada Customs ▶ *If «In transit to / from other countries **without** passing through Canada Customs », please return the questionnaire to our representative.*
- 10 Educational study 11 Shopping 12 Other – Specify

6. On this trip in Canada did anyone in the **travelling party**...

Check all that apply.

- | | |
|--|---|
| 21 <input type="radio"/> Visit friends or relatives | 32 <input type="radio"/> Visit a theme or amusement park |
| 22 <input type="radio"/> Attend a festival or fair | 33 <input type="radio"/> Visit a national or provincial nature park |
| 23 <input type="radio"/> Attend a cultural performance (a play, a concert, etc.) | 34 <input type="radio"/> Participate in sports or outdoor activities
<i>Specify ▼</i> |
| 24 <input type="radio"/> Visit a museum or art gallery | 35 <input type="radio"/> Boating - motor boat, sail boat, kayak, canoe or other |
| 25 <input type="radio"/> Visit a historic site | 36 <input type="radio"/> Golfing |
| 26 <input type="radio"/> Visit a zoo, aquarium or botanical garden | 37 <input type="radio"/> Downhill skiing or snow boarding |
| 27 <input type="radio"/> Attend a sports event | 38 <input type="radio"/> Hunting |
| 28 <input type="radio"/> Go shopping | 39 <input type="radio"/> Fishing |
| 29 <input type="radio"/> Go sightseeing | <input type="radio"/> Other sports or outdoor activities
<i>Specify ▼</i> |
| 30 <input type="radio"/> Go to a bar or night club | |
| 31 <input type="radio"/> Go to a casino | |

7. How would you rate the following aspects of your trip in Canada?

	Good	Average	Poor	Not applicable
Transportation services	01 <input type="radio"/>	06 <input type="radio"/>	11 <input type="radio"/>	<input type="radio"/>
Accommodation services	02 <input type="radio"/>	07 <input type="radio"/>	12 <input type="radio"/>	<input type="radio"/>
Hospitality of local people	03 <input type="radio"/>	08 <input type="radio"/>	13 <input type="radio"/>	<input type="radio"/>
Value for your money	04 <input type="radio"/>	09 <input type="radio"/>	14 <input type="radio"/>	<input type="radio"/>
Variety of things to see and do	05 <input type="radio"/>	10 <input type="radio"/>	15 <input type="radio"/>	<input type="radio"/>

8. While in Canada, what place(s) did the travelling party visit? <i>Please name all places visited even if you did not stay overnight. (Exclude visits to airports for the purpose of changing planes.)</i>		Number of nights spent at each place	Where did the travelling party stay? <i>(Check all that apply.)</i>					
Name of city(ies) / town(s) visited	Name of province(s) / territory(ies) visited		Hotel	Motel	Home of friends or relatives	Camping or trailer park	Cottage or cabin	Other
			1 <input type="radio"/>	2 <input type="radio"/>	3 <input type="radio"/>	4 <input type="radio"/>	5 <input type="radio"/>	6 <input type="radio"/>
			1 <input type="radio"/>	2 <input type="radio"/>	3 <input type="radio"/>	4 <input type="radio"/>	5 <input type="radio"/>	6 <input type="radio"/>
			1 <input type="radio"/>	2 <input type="radio"/>	3 <input type="radio"/>	4 <input type="radio"/>	5 <input type="radio"/>	6 <input type="radio"/>
			1 <input type="radio"/>	2 <input type="radio"/>	3 <input type="radio"/>	4 <input type="radio"/>	5 <input type="radio"/>	6 <input type="radio"/>
			1 <input type="radio"/>	2 <input type="radio"/>	3 <input type="radio"/>	4 <input type="radio"/>	5 <input type="radio"/>	6 <input type="radio"/>
			1 <input type="radio"/>	2 <input type="radio"/>	3 <input type="radio"/>	4 <input type="radio"/>	5 <input type="radio"/>	6 <input type="radio"/>
			1 <input type="radio"/>	2 <input type="radio"/>	3 <input type="radio"/>	4 <input type="radio"/>	5 <input type="radio"/>	6 <input type="radio"/>
			1 <input type="radio"/>	2 <input type="radio"/>	3 <input type="radio"/>	4 <input type="radio"/>	5 <input type="radio"/>	6 <input type="radio"/>
			1 <input type="radio"/>	2 <input type="radio"/>	3 <input type="radio"/>	4 <input type="radio"/>	5 <input type="radio"/>	6 <input type="radio"/>
			1 <input type="radio"/>	2 <input type="radio"/>	3 <input type="radio"/>	4 <input type="radio"/>	5 <input type="radio"/>	6 <input type="radio"/>

9. Does anyone in the **travelling party** own any of the accommodations used on this trip? 1 Yes ▶ Go to Question 11 2 No ▶ Go to Question 11

For administrative use only

10. **Entering** Canada, did you travel ...
 1 From U.S.A. only 2 Directly from another country 3 From another country via the U.S.A.

Leaving Canada, will you travel ...
 4 To U.S.A. only 5 Directly to another country 6 To another country via the U.S.A.

11. For this trip, what means of transportation did you use ...	Commercial	Other
... to enter Canada? <i>Check one only.</i>	01 <input type="radio"/> Plane 02 <input type="radio"/> Train	03 <input type="radio"/> Boat 04 <input type="radio"/> Bus 05 <input type="radio"/> Private automobile 06 <input type="radio"/> Rented automobile 07 <input type="radio"/> Private plane 08 <input type="radio"/> Private boat 09 <input type="radio"/> Other
... to leave Canada? <i>Check one only.</i>	10 <input checked="" type="radio"/> Plane 11 <input type="radio"/> Train	12 <input type="radio"/> Boat 13 <input type="radio"/> Bus 14 <input type="radio"/> Private automobile 15 <input type="radio"/> Rented automobile 16 <input type="radio"/> Private plane 17 <input type="radio"/> Private boat 18 <input type="radio"/> Other
... while in Canada? <i>Check all that apply.</i>	19 <input type="radio"/> Plane 20 <input type="radio"/> Train	21 <input type="radio"/> Boat 22 <input type="radio"/> Bus 23 <input type="radio"/> Private automobile 24 <input type="radio"/> Rented automobile 25 <input type="radio"/> Private plane 26 <input type="radio"/> Private boat 27 <input type="radio"/> Other <i>(metro, subway, taxi)</i>

12. If **commercial transportation** (plane, bus, train or boat) **was used** to enter or leave Canada, please report the routes, carriers and fares (including taxes). *Please print.*

<p>a) From which country did the travelling party come immediately before entering Canada?</p> <div style="border: 1px solid black; height: 20px; width: 100%;"></div>	<p>Name of airline or other carrier</p> <div style="border: 1px solid black; height: 20px; width: 100%;"></div>	<p>Round trip fare (including package tours) for entire travelling party</p> <div style="border: 1px solid black; height: 20px; width: 100%;"></div>	<p>Fare for the travelling party</p> <div style="border: 1px solid black; height: 20px; width: 100%;"></div>
<p>b) To which country is the travelling party going immediately upon leaving Canada?</p> <p> <input type="radio"/> France <input type="radio"/> United Kingdom <input type="radio"/> Germany <input type="radio"/> Japan <input type="radio"/> Other, specify <div style="border: 1px solid black; width: 50px; height: 15px; display: inline-block;"></div> </p>		<p>Name of airline or other carrier</p> <div style="border: 1px solid black; height: 20px; width: 100%;"></div>	<p>Currency (if other than CAN \$)</p> <p> <input type="radio"/> French franc <input type="radio"/> British pound <input type="radio"/> EMU Euro <input type="radio"/> German mark <input type="radio"/> Japanese yen <input type="radio"/> Other, specify <div style="border: 1px solid black; width: 50px; height: 15px; display: inline-block;"></div> </p>
<p>Fare for the travelling party</p> <div style="border: 1px solid black; height: 20px; width: 100%;"></div>		<p>Currency (if other than CAN \$)</p> <p> <input type="radio"/> French franc <input type="radio"/> British pound <input type="radio"/> EMU Euro <input type="radio"/> German mark <input type="radio"/> Japanese yen <input type="radio"/> Other, specify <div style="border: 1px solid black; width: 50px; height: 15px; display: inline-block;"></div> </p>	

