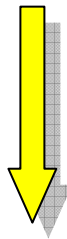
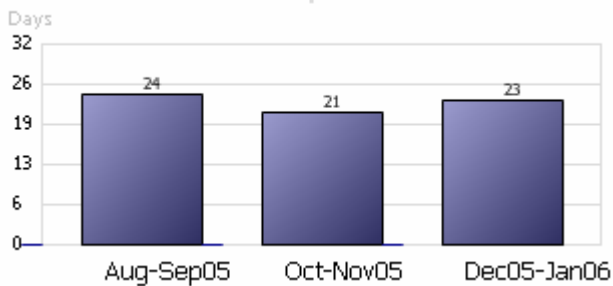


April 28, 2006

## ONTARIO'S WAIT TIMES: TRENDS GOING IN RIGHT DIRECTION

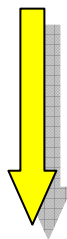
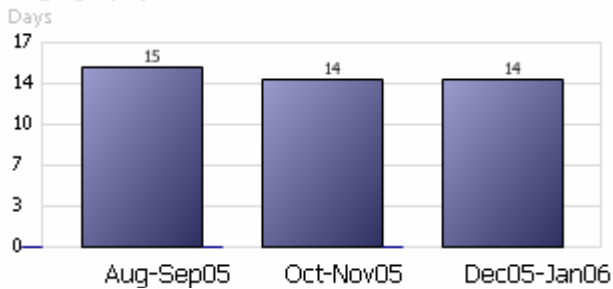
Ontario has been collecting and posting wait times for five key services – cancer surgery, cardiac procedures, cataract surgery, hip and knee replacement and MRI and CT scans – on a public web site [www.ontariowaittimes.com](http://www.ontariowaittimes.com). The graphs below show the province-wide trends for each procedure, comparing the most current median wait times data (Dec.'05/Jan.06) with the baseline of when we began to compile comprehensive data (Aug./Sept.'05).

### CANCER SURGERY Summary Provincial Wait Times



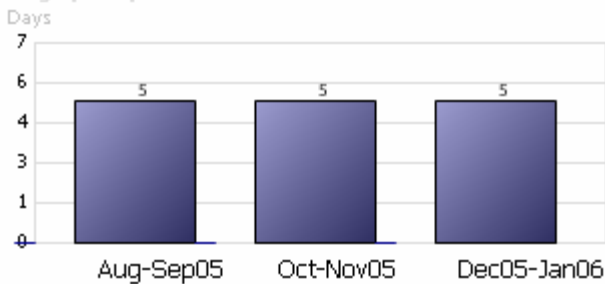
**Current vs. Baseline:**  
**Net Change: -1 day**  
**Percentage Change: -4.2%**

### Angiography Provincial Wait Times



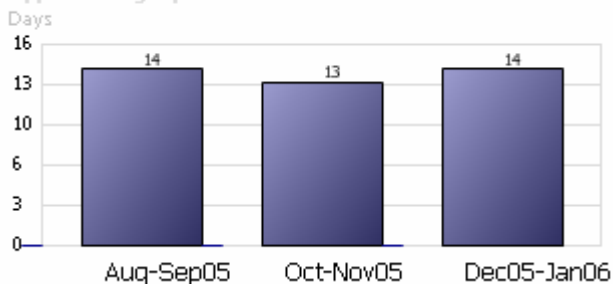
**Current vs. Baseline:**  
**Net Change: -1 day**  
**Percentage Change: -6.7%**

### Angioplasty Provincial Wait Times




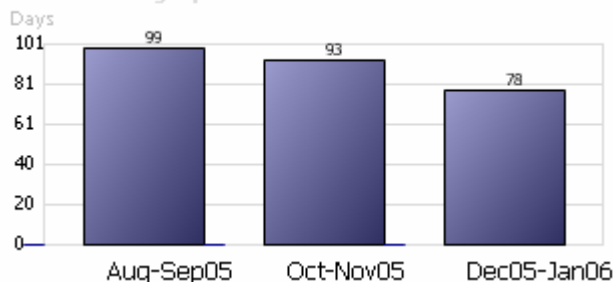
**Current vs. Baseline:**  
**Net Change: 0**  
**Percentage Change: 0%**

### Bypass Surgery Provincial Wait Times




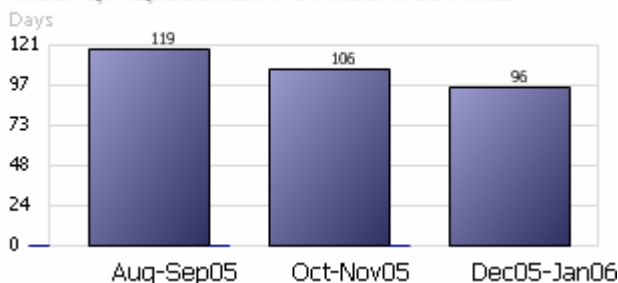
**Current vs. Baseline:**  
**Net Change: 0**  
**Percentage Change: 0%**

**Cataract Surgery Provincial Wait Times**




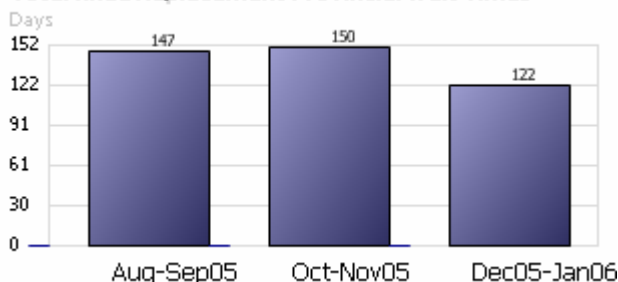
**Current vs. Baseline:**  
**Net Change: -21days**  
**Percentage Change: -21.2%**

**Total Hip Replacement Provincial Wait Times**



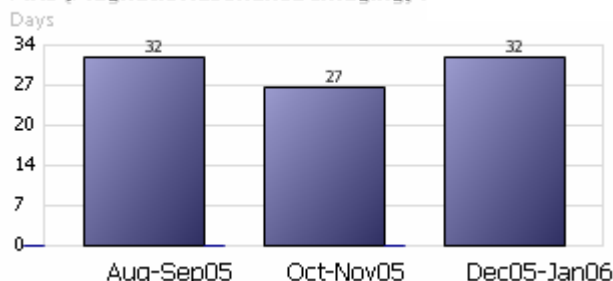
**Current vs. Baseline:**  
**Net Change: -23 days**  
**Percentage Change: -19.3%**

**Total Knee Replacement Provincial Wait Times**



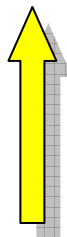
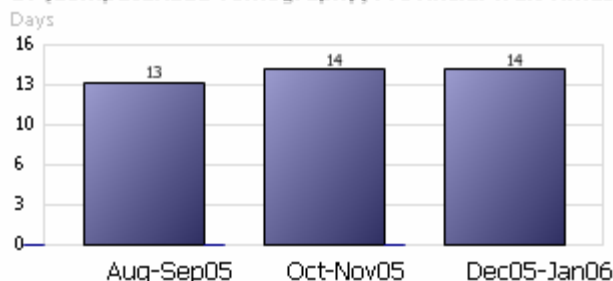
**Current vs. Baseline:**  
**Net Change: -25 days**  
**Percentage Change: -17.0%**

**MRI (Magnetic Resonance Imaging) Provincial Wait Times**



**Current vs. Baseline:**  
**Net Change: 0**  
**Percentage Change: 0.0%**

**CT (Computerized Tomography) Provincial Wait Times**



**Current vs. Baseline:**  
**Net Change: 1 day**  
**Percentage Change: 7.7%**

**COLOUR LEGEND**



**Significant decrease in wait times**



**No significant change**



**Significant increase in wait times**

NOTE: significant change is defined as +/- 10%; must be > +/- 3 days

For further information:

Members of the media:

David Spencer  
Minister's Office  
416-327-4320

John Letherby  
Ministry of Health and Long-Term Care  
416-314-6197

Members of the general public: 416-327-4327, or 1-800-268-1154

This backgrounder, along with other media materials, such as matte stories and audio clips, on other subjects, are available on our website at: <http://www.health.gov.on.ca> under the News Media section.

For more information on achievements in health care, visit: [www.resultsontario.gov.on.ca](http://www.resultsontario.gov.on.ca).

*Version française disponible.*