


Prospective Heavy Vehicle Driver



Québec 

2005 EDITION

Important

To **properly prepare** for the SAAQ's knowledge and road tests, you are urged to **study** these manuals (on sale in Publications du Québec outlets and in bookstores):

- *Driver's Handbook*
- *Driving a Heavy Vehicle*

Taking a driving school's course could also be helpful in learning theory and practical skills, thereby increasing your chances of success.

Getting a licence is a serious matter!

TABLE OF CONTENTS

INTRODUCTION	2
1. A FEW DEFINITIONS	3
2. BASIC REQUIREMENTS	5
3. DRIVING KNOWLEDGE	6
4. HEAVY VEHICLE DRIVING	7
5. GETTING A LEARNER'S LICENCE	8
Knowledge tests	8
The appointment	9
Test retry after failure	9
6. GETTING A CLASS 1, 2 OR 3 LICENCE	10
Before making a road test appointment with the SAAQ	10
Two road tests	12
What to bring	12
Summary description of tests	14
• Road test on the safety check	14
• Road test on driving a heavy vehicle	15
• Tests for a licence endorsement	16
Test retry after failure	17
Components that must be inspected in a pre-departure safety check	18
7. A FEW REMINDERS	20
Licence validity	20
Demerit points	20
Insurance coverage for bodily injury under the public plan	22
Insurance coverage for property damage	22
8. IN SUMMARY	23

This is not a text of law. For any question of a legal nature, please refer to the *Highway Safety Code* and attendant regulations.

Version française disponible sur demande.

INTRODUCTION

As professionals, heavy vehicle drivers must be committed to being responsible road users for whom safety is the prime concern. They have to make quick decisions in the face of potentially dangerous situations.

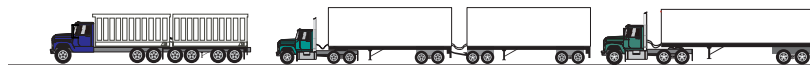
Good preparation means prospective heavy vehicle drivers need to acquire know-how and skills to handle their complex and demanding task. They must also be up to date on the rules and regulations governing road transport.

This publication sets out the requirements that must be satisfied for the issue by the Société de l'assurance automobile du Québec of a driver's licence bearing class 1, 2 or 3, taking prospective heavy vehicle drivers through the steps. This brochure is also intended for holders of a driver's licence bearing class 3 who want to obtain class 1 or 2 authorization, and for those who hold class 2 and want to be allowed to drive vehicles covered by class 1.

A FEW DEFINITIONS

You must hold a class 1, 2 or 3 driver's licence to be allowed to drive a heavy vehicle. The class of licence depends on the type of vehicle used.

Class 1



A class 1 licence authorizes its holder to drive a combination of vehicles, which is:

- a road tractor, hauling one or two semitrailers;
- or**
- a straight-body truck covered by class 3 towing a trailer whose net weight is 2,000 kg or more.

Class 1 also authorizes the holder to operate all other types of road vehicle, except a motorcycle.

Class 2



A class 2 licence authorizes its holder to drive a bus with a seating capacity of more than 24 passengers.

It also allows the holder to operate all other types of road vehicle, except vehicles covered by class 1 and motorcycles.

Certificate of competence to drive a school bus

To be allowed to drive a bus used to carry schoolchildren, the driver must not only hold a class 2 licence, but also a certificate of competence, issued after completing training, on payment of the fee. To register for training or to get information on the certificate, contact either of the transport training centres of Saint-Jérôme or Charlesbourg.

The holder of a licence issued by a jurisdiction outside Québec, who moves to Québec and wants to exchange his or her licence or have a new class added, should contact the Société de l'assurance automobile du Québec by telephone; the numbers can be found at the end of this brochure.

Centre de formation en transport de Charlesbourg	Centre de formation du transport routier de Saint-Jérôme
700, rue de l'Argon Charlesbourg (Québec) G2N 2G5 Tel.: (418) 634-5580 1 866 849-5580 (toll free) Fax: (418) 849-0290	17000, rue Aubin Mirabel (Québec) J7J 1B1 Tel.: (450) 435-0167 1 877 435-0167 (toll free) Fax: (450) 435-0933

Class 3



A class 3 licence authorizes its holder to drive a heavy straight-body truck, i.e., a vehicle that has two axles and whose net weight is 4,500 kg or over, or that has three or more axles.

It also allows the holder to operate all other types of road vehicle, except vehicles covered by class 1, class 2 and motorcycles.

F Endorsement

The "F" endorsement on the licence holder's record attests to the ability to drive a heavy vehicle equipped with air brakes.

M Endorsement

The "M" endorsement on the licence holder's record attests to the ability to drive a heavy vehicle equipped with a manual (standard) transmission.

T Endorsement

The "T" endorsement on the licence holder's record attests to the ability to drive a road train, that is a vehicle combination *over 25 metres long* comprised of a tractor and two semitrailers, whose use requires a special road train operating permit issued by the SAAQ.

To get a "T" endorsement, you must have held a class 1 licence for at least five years.

Before even applying for a class 1, 2 or 3 driver's licence, you must have:

a good driving record

- Your record must not have **more than three demerit points**;
- Your driver's licence must not have been **suspended or revoked during the previous two years** as the result of *accumulating demerit points* or a driving-related *Criminal Code conviction*.

good health

- You must go to an SAAQ service centre to pass a **vision test** and fill out a **Declaration of Illness or Impairment**.

At that time, your will be given a form concerning your health that you must have filled out by your doctor, and return it to the SAAQ. **This report is required** in order to ensure that you meet the medical and optometric standards of the SAAQ, and are fit to drive a heavy vehicle.

You must acquire the theoretical and practical knowledge study related to heavy vehicle driving. This includes the *Highway Safety Code* and techniques involved in driving a heavy vehicle, before going onto the practical part.

To prepare yourself for the knowledge and road tests, you are urged to study this documentation:

- *Driver's Handbook*
- *Driving a Heavy Vehicle*

The guides are sold in Publications du Québec outlets (tel. 1 800 463-2100) and in bookstores.

After meeting **basic requirements** concerning your driving record and state of health, the next step is to take a **knowledge test**. Passing the test on driving theory allows you to get a **learner's licence** of the class sought. This gives you authorization to drive a heavy vehicle, during a minimum period of **three months**, as long as you are accompanied by someone who has held a driver's licence of the corresponding class for *at least two years*. The accompanying rider must also have the appropriate endorsement on his or her licence record, depending on the features of the vehicle used.

Depending on the licence class sought, experience of at least 24 or 36 months in driving a passenger vehicle is required before being allowed to take the **two practical tests** necessary to obtaining a **new driver's licence**. You will be tested on doing a safety check on a heavy vehicle before setting out on the road and on driving.

GETTING A LEARNER'S LICENCE

Basic requirements met, you may apply for a learner's licence. In order to get a learner's licence, you must **pass a knowledge test** in connection with the class of licence sought.

With a learner's licence, you will be able to put the driving knowledge into practice and develop the skills needed for driving a heavy vehicle on the public roadway.

KNOWLEDGE TESTS

You must make an appointment with the SAAQ to take a knowledge test at a service centre of your choosing.

If you want to have the "F" endorsement entered on your record, you can ask to take the knowledge test for the air brake endorsement at the same appointment. Should you not mention this, another appointment will be necessary, because you must pass the knowledge test on air brakes before you go on to a road test.

Telephone numbers for knowledge test appointments:

Montréal: (514) 873-5803
 Québec (city and vicinity): (418) 643-5213
 From elsewhere in Québec: 1 888 667-8687 (toll free)

THE APPOINTMENT

In order to get a learner's licence, you must:

- Show identification in the form of your Québec driver's licence with photo or two pieces of ID from among the following:
 - your health insurance card;
 - your birth certificate issued by the office of the registrar of civil status (*Directeur de l'état civil*), if you were born in Québec, or by the equivalent issuing authority if you were born elsewhere in Canada;
 - your Canadian passport;
 - proof of Canadian citizenship or confirmation of status issued by Citizenship and Immigration Canada;
 - government-issued identification.
- Pass the knowledge test which is comprised of 32 multiple-choice questions; the passing mark is 75%.

The test covers traffic rules and the techniques involved in driving a heavy vehicle. You must show that you know what to do in a driving situation.
- Pay the required amounts either in cash or by cheque or with a debit card (except in mobile service units):
 - for the knowledge test (a fee per test, if the knowledge test on air brakes "F" endorsement does not take place on the same appointment);
 - for a learner's licence.

TEST RETRY AFTER FAILURE

At least **seven days** must have elapsed from the date of failure before you are allowed another try.

You must make an appointment with the SAAQ for a remedial.

The test fee must be paid again.

GETTING A CLASS 1, 2 OR 3 LICENCE

To obtain a class 1, 2 or 3 driver's licence, you must pass **two road tests**, one on the safety check of a heavy vehicle before setting out on the road and the other on driving that type of vehicle.

BEFORE MAKING A ROAD TEST APPOINTMENT WITH THE SAAQ

- A minimum driving experience is required

Experience in driving a passenger vehicle (class 5) is necessary in order to obtain a licence to drive a heavy vehicle.

- A minimum period of learning is necessary

Acquiring the skills needed to drive a heavy vehicle takes time, which is why **at least three months must have elapsed after obtaining your learner's licence, or one month if registered in a truck driver training program that leads to a vocational diploma from Education Québec, before you can apply for a class 1, 2 or 3 driver's licence.**

To practise on a heavy vehicle, you must be accompanied by someone who has held a valid driver's licence of the class corresponding to the vehicle for *at least two years*.

If you want to have the "F" and "M" endorsements, practise using a vehicle equipped with air brakes and a manual transmission. The accompanying rider must also have the appropriate endorsement on his or her licence record. This rider must also be in a position to provide advice and assistance when you are driving a heavy vehicle.

Before starting out each day with a heavy vehicle, **remember to do a safety check on the vehicle. This is an obligation** and it will allow you to develop a technique for conducting an **effective vehicle inspection safely** for the test on that aspect.

Practise as often as possible with a heavy vehicle on different roads, under various conditions.

DRIVING EXPERIENCE DEMANDED FROM AN APPLICANT	
Class	Experience required
1	<p>Having held a class 5 driver's licence for at least 36 months</p> <p>or</p> <p>having held a class 5 driver's licence for at least 24 months and have completed training that includes 300 hours of driving on a public roadway at the controls of a tractor-trailer/semitrailer.</p> <p>Prospective driver-trainees must initiate the recognition process with the SAAQ to have their 300 hours count.</p> <p>For further information, telephone:</p> <ul style="list-style-type: none"> - Montréal: (514) 873-7620 - Québec (city and vicinity): (418) 643-7620 - from elsewhere in Québec: 1 800 361-7620 (toll free)
2 and 3	<p>Having held a class 5 driver's licence for at least 24 months.</p>

TWO ROAD TESTS

When making an appointment with the SAAQ for road tests on the safety check and on driving a heavy vehicle, you will be asked for the file number on your learner's licence, shown under "No de dossier". You will then have to keep the appointment at the service centre of your choice.

Telephone numbers for road test appointments:

- Montréal: **(514) 873-5803**
- Québec (city and vicinity): **(418) 643-5213**
- From elsewhere in Québec: **1 888 667-8687** (toll free)

When you contact the SAAQ, state which endorsement, if any, you want shown on your next licence.

Should you wish to have the "F" endorsement, you must pass the knowledge test on air brakes before you go on to a road test.

WHAT TO BRING

Do not forget to bring along to your road test appointment:

- Your valid learner's licence and *one of the following*:
 - your Québec driver's licence with photo;
 - your health insurance card;
 - your birth certificate issued by the office of the registrar of civil status (*Directeur de l'état civil*), if you were born in Québec, or by the equivalent issuing authority if you were born elsewhere in Canada;
 - your Canadian passport;
 - proof of Canadian citizenship or confirmation of status issued by Citizenship and Immigration Canada;
 - government-issued identification.

- The original of the vehicle's valid registration certificate bearing the owner's signature, as well as proof of liability insurance coverage for the vehicle or combination of vehicles you will be using.
- Pay the required amounts either in cash or by cheque or with a debit card (except in mobile service units):
 - for the safety check test;
 - for the road test on driving a heavy vehicle;
 - for the issuing of a new licence to you.

If you are unable to keep your appointment, cancel at least 48 hours ahead of time, or you will be charged a fee.

...A VEHICLE UP TO STANDARDS

You are responsible for taking road tests with a vehicle corresponding to the licence class and endorsement sought.

No vehicle or vehicle combination with a defect may be used for a road test.

The mechanical inspection certificate for the vehicle must be valid and comply with the *Highway Safety Code*.

Vehicles used to carry dangerous substances are not acceptable for road tests.

No passenger is allowed in any vehicle used for a road test. For goods transport, you must show up with a vehicle equipped to carry a load; for class 3, this means a vehicle with a flatbed or box for holding a load.

Should the vehicle you bring fail to meet SAAQ standards, you will be refused a road test.

SUMMARY DESCRIPTION OF TESTS

It is important to note that the knowledge tests must be passed before any road test can be taken.

Road test on the safety check

The SAAQ demands that prospective heavy vehicle drivers pass a test bearing on the safety check that must be done before hitting the road. The test assesses the ability to inspect a heavy vehicle before starting out. This daily inspection concerns 14 mechanical components that must be checked prior to use of a heavy vehicle.

Passing mark: 75%.

There is a fee for the test.

To help pass the safety check test:

- inspect up to 14 components carefully (see table below); know which defects you should be looking for;
- conduct an **effective inspection safely** of the components. Drivers are allowed *twenty minutes* to check a class 1 vehicle, *fifteen minutes* to check a class 2 or 3 vehicle.

Throughout the test, drivers must describe to the examiner what they are doing and the defects they are looking for. The examiner will listen and observe.

Road test on driving a heavy vehicle

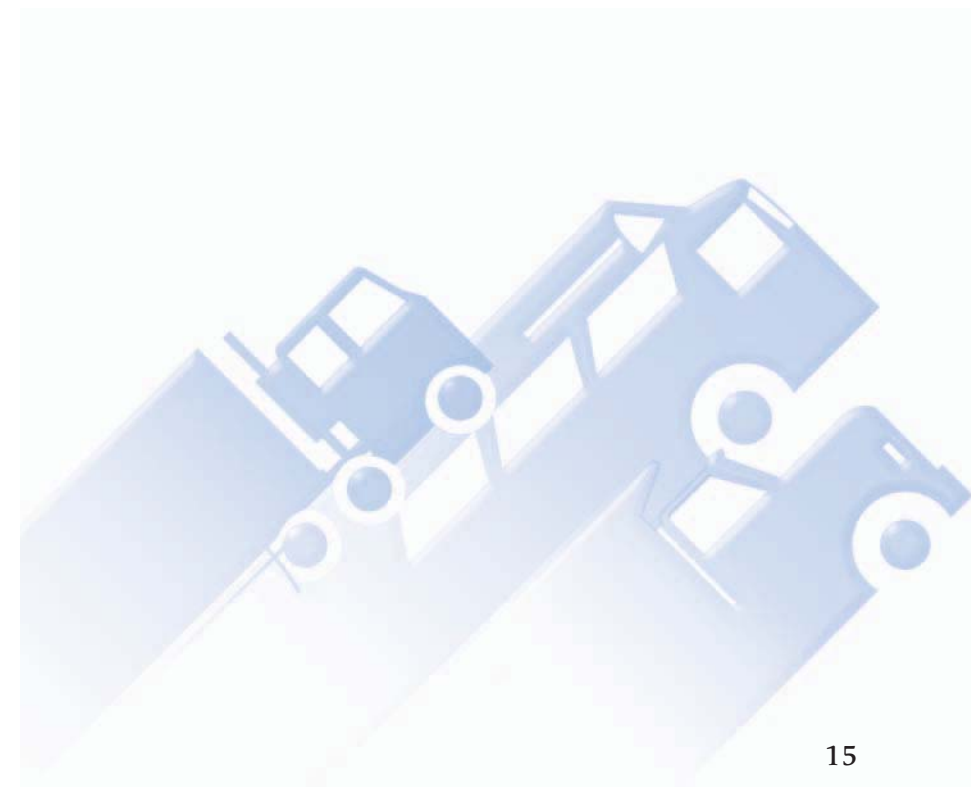
This part tests a driver's ability to handle a straight truck, a bus or a combination vehicle in performing the normal manoeuvres required on and off the highway, while applying traffic rules.

Passing mark: 75%.

There is a fee for the test.

The driving examiner:

- assesses driving skills in the execution of commonly-required manoeuvres;
- monitors observance of traffic rules and the use of recognized driving techniques;
- pays attention to the prospective driver's attitude toward other road users;
- rates the ability of the prospective driver of a vehicle equipped with a manual transmission to double-clutch.



Tests for a licence endorsement

Prospective heavy vehicle drivers who want a class 1, 2 or 3 licence endorsement must pass SAAQ tests.

F For the “F” endorsement

A knowledge test on air brake operation is required. Passing this exam is necessary before being allowed to take a road test.

Passing mark: 75%.

There is a fee for this exam if it is not taken at the same time as the knowledge test for a learner's licence.

A vehicle equipped with air brakes must be used for both road tests.

M For the “M” endorsement

A vehicle equipped with a manual transmission must be used for the road test on driving a heavy vehicle.

Passing mark: 75%.

There is a fee for the addition of an “M” endorsement to a licence.

T For the “T” endorsement

To be allowed to drive a road train, a class 1 licence must have been held for at least five years, and the holder must get a “T” endorsement after passing a knowledge test on driving theory for this type of vehicle.

Passing mark: 75%.

There is a fee.

After passing the test, the SAAQ will issue a new licence bearing the “T” endorsement.

There is a fee for a new licence.

TEST RETRY AFTER FAILURE

You only retake the test failed.

Seven days must have elapsed from the date of failure before you are allowed another try.

You must make another appointment with the SAAQ.

You will have to pay the test fee again.

When retaking a road test, you must show up with a heavy vehicle corresponding to the licence class and endorsement sought.

If retaking only the road test on driving a heavy vehicle, you must do a safety check before showing up with the vehicle.



COMPONENTS THAT MUST BE INSPECTED IN A PRE-DEPARTURE SAFETY CHECK	You must check:
1. The service brakes <ul style="list-style-type: none"> • on an <i>air brake</i> system • on a <i>hydraulic brake</i> system 	<input type="checkbox"/> the pressure at which the compressor stops <input type="checkbox"/> the amount of air required when the brake pedal is pushed down fully <input type="checkbox"/> the absence of leaks in the brake system <input type="checkbox"/> the pressure at which the compressor cuts in <input type="checkbox"/> the proper operation of the low air pressure indicator <input type="checkbox"/> the proper operation of the compressor <input type="checkbox"/> the amount of brake fluid in the master cylinder <input type="checkbox"/> the operation of the power brake <input type="checkbox"/> the operation of the power brake light on startup <input type="checkbox"/> the absence of leaks and the pressure in the brake system
2. The parking brake <ul style="list-style-type: none"> • on an <i>air brake</i> system • on a <i>hydraulic brake</i> system 	<input type="checkbox"/> the effectiveness of the parking brake <input type="checkbox"/> release of the parking brake <input type="checkbox"/> the effectiveness of the parking brake <input type="checkbox"/> release of the parking brake <input type="checkbox"/> the operation of the parking brake light
3. The steering	<input type="checkbox"/> the fluid level in the power steering reservoir <input type="checkbox"/> the power steering pump belt <input type="checkbox"/> the sturdiness of the steering wheel and column <input type="checkbox"/> the operation of the power steering
4. Lights and turn signals <ul style="list-style-type: none"> • on <i>all vehicles</i> • other components on <i>school buses</i> 	<input type="checkbox"/> the operation of the turn-signal lights <input type="checkbox"/> the operation of the hazard lights <input type="checkbox"/> the operation of the parking lights <input type="checkbox"/> the operation of the headlight dimmer switch <input type="checkbox"/> the operation of the flashing stop lights <input type="checkbox"/> stop sign operation <input type="checkbox"/> the operation of the alternating lights on the stop sign
5. Tires	<input type="checkbox"/> the condition of the tires
6. The horn	<input type="checkbox"/> the operation of the horn

COMPONENTS THAT MUST BE INSPECTED IN A PRE-DEPARTURE SAFETY CHECK	You must check:
7. The windshield wipers	<input type="checkbox"/> the operation of the windshield wipers <input type="checkbox"/> the operation of the windshield washer
8. Mirrors <ul style="list-style-type: none"> • on <i>all vehicles</i> • other component on <i>school buses</i> 	<input type="checkbox"/> the clarity of the image <input type="checkbox"/> the sturdiness of the rearview mirrors <input type="checkbox"/> the clarity of the image <input type="checkbox"/> the sturdiness of the mirror
9. The trailer hitch <ul style="list-style-type: none"> • for tractor-semitrailers • for truck-trailers 	<input type="checkbox"/> the condition of the fifth wheel <input type="checkbox"/> the sturdiness of the fifth wheel <input type="checkbox"/> the condition of the upper coupler and the kingpin <input type="checkbox"/> the hitching <input type="checkbox"/> the condition of the the pintle hook <input type="checkbox"/> the condition of the drawbar
10. The wheels <ul style="list-style-type: none"> • attached to axles • spares 	<input type="checkbox"/> the condition of the wheels <input type="checkbox"/> the wheel assemblies <input type="checkbox"/> the condition of the wheels <input type="checkbox"/> wheel attachment and support
11. Emergency equipment <ul style="list-style-type: none"> • on <i>all vehicles</i> • other components on <i>school buses</i> 	<input type="checkbox"/> the presence of flares or reflectors <input type="checkbox"/> the presence of a fire extinguisher and first-aid kit <input type="checkbox"/> the fire extinguisher and first-aid kit holders
12. The suspension <ul style="list-style-type: none"> • springs • air ride 	<input type="checkbox"/> the position of suspension components <input type="checkbox"/> the condition of the springs <input type="checkbox"/> the even balance of the vehicle <input type="checkbox"/> the position of suspension components
13. The chassis frame	<input type="checkbox"/> the condition of side rails and crossmembers <input type="checkbox"/> the sturdiness of the frame
14. Load securing components	<input type="checkbox"/> the securing of the load

A FEW REMINDERS

LICENCE VALIDITY

Driving a vehicle that does not correspond to the class of driver's licence or driving certain types de heavy vehicles without having the appropriate licence endorsement, **is an offence punishable under the Highway Safety Code.**

In addition to fining an offender at least \$300, the intercepting officer could seize the vehicle and have it impounded for 30 days. **Towing and impounding charges will have to be paid by the vehicle owner.**

DEMERIT POINTS

As you may well know, the Société de l'assurance automobile du Québec enters demerit points on the record of drivers who commit certain offences under the *Highway Safety Code*, a provincial or federal statute or under a municipal by-law concerning road safety.

OFFENCES	POINTS
• Speed in excess of the limit prescribed or indicated on a traffic control device:	
a) by 11 to 20 km/h	.1
b) by 21 to 30 km/h	.2
c) by 31 to 45 km/h	.3
d) by 46 to 60 km/h	.5
e) by 61 to 80 km/h	.7
f) by 81 to 100 km/h	.9
g) by 101 to 120 km/h	.12
g) by 121 or over	.15 or +
• Driving at a speed too great for weather or road conditions	.2
• Tailgating	.2
• Accelerating when being passed	.2
• Passing a bicycle too closely in a travel lane	.2
• Failure to yield to pedestrians and cyclists at an intersection	.2

OFFENCES	POINTS
• Sudden braking without cause	.2
• Failure to yield to oncoming traffic	.2
• Failure to stop before turning right at a red traffic light	.3
• Failure to wear a seat belt	.3
• Failure to obey the order or signal of a peace officer, school crossing guard or flag person	.3
• Prohibited passing on the right	.3
• Prohibited passing on the left	.3
• Prohibited driving in reverse	.3
• Failure to obey a red traffic light or stop sign	.3
• Failure to come to a mandatory stop at a level crossing	.3
• Failure to wear a helmet (motorcycles, mopeds & motorized scooters)	.3
• Prohibited crossing of a solid line to pass a vehicle	.3
• Zigzagging to pass	.4
• Prohibited passing in a lane reserved for oncoming traffic	.4
• Speeding or careless driving	.4
• Driving for a wager or stake or in a race	.6
• Failure to stop when approaching a school bus with its flashing lights in operation, OR illegal passing of such a vehicle in either direction	.9
• Prohibited use of a tunnel by a vehicle carrying dangerous substances	.9
• Failure to stop at a level crossing when driving a bus, a minibus or a road vehicle equipped for the transport of dangerous substances	.9
• Failure of a driver involved in an accident to do his or her duty	.9
• Driving with the presence of alcohol in the body*	.4
• Failure to provide a breath sample*	.4
• Driving without an accompanying rider (learner's licence holders only)	.4

* For holders of a learner's licence, probationary licence or a licence authorizing operating only a vehicle equipped with an ignition interlock.

INSURANCE COVERAGE FOR BODILY INJURY UNDER THE PUBLIC PLAN

Coverage for bodily injury sustained in a road accident is provided by Québec's public insurance plan.

The public plan in force since March 1, 1978 provides all Quebecers with compensation for bodily injuries they sustain in a motor vehicle accident, wherever in the world it occurs and whether they be drivers, passengers, cyclists or pedestrians. The plan administered by Québec's automobile insurance corporation is a no-fault scheme that compensates victims regardless of who is to blame for a mishap.

The contribution from motorists to funding the plan is taken at the time of issue and renewal of a driver's licence and vehicle registration.

INSURANCE COVERAGE FOR PROPERTY DAMAGE

The *Automobile Insurance Act* requires that the owner of a motor vehicle operated in Québec carry liability insurance of at least \$50,000 covering property damage caused by the vehicle to another party in the event of an accident. In the case of a carrier, the minimum amount of mandatory liability insurance is one million dollars, two million for the transportation of dangerous substances. Policies providing this third-party coverage are offered by private insurers

REQUIREMENTS FOR OBTAINING A DRIVER'S LICENCE					
LEARNER'S LICENCE	CLASS 1	CLASS 2 OR 3	"F" ENDORSEMENT	"M" ENDORSEMENT	"T" ENDORSEMENT
<p>Pass a knowledge test</p>	<p>Hold a learner's licence for at least three months</p> <p>or</p> <p>for 1 month, in the case of an applicant who is registered in a truck driver training program offered by Education Québec leading to a vocational diploma</p>	<p>Hold a learner's licence for at least three months</p>	<p>Pass the knowledge test</p>	<p>Show up for the road test with a heavy vehicle that has a manual transmission:</p> <ul style="list-style-type: none"> • on driving a heavy vehicle 	<p>Have held a class 1 licence for at least five years</p>
<p>BASIC REQUIREMENTS</p> <p>Have a good driving record</p> <ul style="list-style-type: none"> • No more than 3 demerit points • No licence suspension or revocation in the last two years because of demerit points or driving-related <i>Criminal Code</i> offences <p>Be in good health</p> <ul style="list-style-type: none"> • Vision test • Declaration of illness • Impairment Medical examination report 	<p>Have held a class 5 licence (passenger vehicle) for at least 36 months</p> <p>or</p> <p>at least 24 months and have completed training that includes 300 hours of driving* on a public roadway at the controls of a tractor-semitrailer or truck-trailer</p> <p>* Prospective driver-trainees must initiate the recognition process with the SAAQ.</p>	<p>Have held a class 5 licence (passenger vehicle) for at least 24 months</p>	<p>Show up for both road tests with a vehicle that has air brakes:</p> <ul style="list-style-type: none"> • on the pre-departure safety check • on driving a heavy vehicle 	<p>Show up for the road test with a heavy vehicle that has a manual transmission:</p> <ul style="list-style-type: none"> • on driving a heavy vehicle 	<p>Pass the knowledge test</p>
<p>Pass both road tests: • on the pre-departure safety check • on driving a heavy vehicle</p>					

Documentation on heavy vehicles and the drivers' obligations is available at www.saaq.gouv.qc.ca/en

For further information, telephone:

in Montréal (local call): **(514) 873-7620**

in Québec (city and vicinity): **(418) 643-7620**

from elsewhere in the province: **1 800 361-7620 (toll free)**

Web site: www.saaq.gouv.qc.ca/en

*Société de l'assurance
automobile*

Québec 



*Société de l'assurance
automobile*

Québec 