

*Ministry of  
Public Safety  
and Solicitor General*

**2005/06  
Annual Service Plan Report**



**BRITISH  
COLUMBIA**

The Best Place on Earth

**National Library of Canada Cataloguing in Publication Data**

British Columbia. Ministry of Public Safety and Solicitor General.

Annual Service Plan Report. — 2001/02/2002/03/2003/04/2004/05/2005/06 —

Annual.

Also available on the Internet.

Continues: British Columbia. Ministry of Public Safety and Solicitor General.

Annual report.

ISSN 1703-2709 = Annual service plan report — British Columbia.

Ministry of Public Safety and Solicitor General.

1. British Columbia. Ministry of Public Safety and Solicitor General —  
Periodicals. 2. Criminal justice, Administration of — British Columbia —  
Periodicals. 3. Police Administration — British Columbia —  
Periodicals. I. Title. II. Title: Ministry of Public Safety and  
Solicitor General ...  
Annual Service Plan Report.

KEB430.A76B74

353.4'3'0971105

C2003-960130-7

KF3965.A8B74

For more information on the British Columbia  
Ministry of Public Safety and Solicitor General,  
visit our website at

<http://www.gov.bc.ca/pssg/>

Published by the Ministry of Public Safety and Solicitor General



## Message from the Minister and Accountability Statement

It is with pleasure that I introduce the *Ministry of Public Safety and Solicitor General 2005/06 Annual Service Plan Report*. This report provides an update on the ministry's activities and performance during the fiscal year that ended on March 31, 2006.

The ministry's portfolio includes a wide range of public safety programs, such as: law enforcement and corrections; crime prevention and victim services; emergency preparedness, response and recovery; coroners service; driver safety; fire prevention; consumer protection; and liquor and gaming regulation.

Through its programs and services, the ministry continues to work to ensure the safety of all British Columbians. These efforts contribute to a strong foundation for the realization of government's Five Great Goals.

I am proud of the many significant achievements made by the ministry during 2005/06, including: implementing mandatory rehabilitation and ignition interlock system programs to keep drinking drivers off the road; launching a fully integrated strategy under the ministry's Crystal Meth Secretariat to address the growing problem of crystal methamphetamine; strengthening our fight against organized crime and gang violence, and committing an additional \$10 million per year to the Integrated Gang Task Force; establishing the *Civil Forfeiture Act* to ensure that criminals do not profit from their illegal activities; and implementing the Responsible Gambling Strategy to reduce the incidence of problem gambling.

These and our many other achievements are testament to the dedication and professionalism of staff throughout the ministry. I look forward to continuing to work with ministry staff to enhance the safety of all British Columbians.

The *2005/06 Ministry of Public Safety and Solicitor General Annual Service Plan Report* compares the actual results to the expected results identified in the ministry's *2005/06-2007/08 Service Plan Update*. I am accountable for those results reported.

A handwritten signature in black ink, appearing to read 'John Les'. The signature is stylized with large loops and a long tail.

Honourable John Les  
Minister of Public Safety and Solicitor General

June 30, 2006



# Table of Contents

<b>Message from the Minister and Accountability Statement</b> .....	3
<b>Highlights of the Year</b> .....	7
<b>Purpose, Vision, Mission and Values</b> .....	11
Purpose of Ministry .....	11
Vision, Mission and Values .....	11
<b>Strategic Context</b> .....	12
<b>Service Delivery and Core Business Areas</b> .....	16
<b>Report on Performance</b> .....	25
Goals, Objectives, Key Strategies and Performance Measures .....	27
<b>Report on Resources 2005 / 06</b> .....	43
Resource Summary .....	43
Ministry Expenses by Goal .....	47
Ministry Expenses by Expenditure Type .....	48
<b>Appendix A: Discontinued Performance Measures</b> .....	49
<b>Appendix B: Legislation</b> .....	53



## Highlights of the Year

There were many significant achievements throughout the Ministry of Public Safety and Solicitor General during fiscal year 2005/06. Some of these achievements are highlighted below.

### **Supporting Communities in Increasing Public Safety**

- A dedicated R.C.M.P. team is in place to investigate the disappearances and murders of young women on the 724-kilometre section of Highway 16 between Prince George and Prince Rupert, known as the “Highway of Tears.” The ministry also supported a “Highway of Tears” community symposium organized by the Lheidli T’enneh Nation, bringing together First Nation groups, community organizations, provincial government ministers and R.C.M.P. to meet with family members of victims and to develop recommendations for increasing safety along Highway 16.
- The Office of the Fire Commissioner (O.F.C.) undertook reorganization designed to streamline operations and enhance efficiency and service delivery. While the delivery of front-line fire services is a local government responsibility, the province recognizes that in specific areas of fire investigation, inspection, training and public education, the O.F.C. provides critical support. The reorganization was designed to strengthen that support.
- More than \$137 million in government gaming grants was distributed to over 6,000 community organizations that provide important programs and services to British Columbians.
- The ministry continues to support communities in developing crime prevention strategies to prevent youth crime and violence and the sexual exploitation of children and youth.

### **Enhancing Road and Commuter Safety**

- We enhanced road safety across the province by establishing integrated road safety units, expanding the bait car program, and launching a dedicated traffic helicopter to provide aerial support to 17 communities in the Lower Mainland. The helicopter assists police in spotting and tracking dangerous drivers, and reduces the chance of high speed chases that put the public at risk.
- Two new programs were launched aimed at getting impaired drivers off B.C.’s roads. Drunk drivers now have to complete a mandatory rehabilitation program and install an ignition interlock system on their vehicles, both of which are proven and effective ways of keeping drinking drivers off the road.
- The new Greater Vancouver Transportation Authority Police Service (G.V.T.A.P.S.) was established to address public safety along the SkyTrain corridor. The G.V.T.A.P.S. is comprised of 75 designated police constables who have the same powers and authorities as the municipal police to enforce drug laws, execute outstanding warrants and arrest individuals who commit crimes outside a SkyTrain station.

### **Combating Addiction and Drug-Related Crime**

- We directly addressed the growing problem of crystal methamphetamine (meth) addiction by taking steps to monitor and control the ingredients used in making the drug, and launched a multi-million dollar, fully integrated meth strategy under the ministry's Crystal Meth Secretariat. We supported this \$7 million dollar initiative with a series of community forums in key communities across the province.
- The innovative drug treatment court program in Vancouver was extended for another three years. Drug treatment courts are an intensive, court-monitored alternative to jail. Participants follow a structured program of treatment and community service support to reduce their dependence on illegal drugs. By helping non-violent offenders overcome their addictions and improve their social stability, the program reduces the criminal behaviour associated with substance abuse, while helping reduce other court backlogs. The federal and provincial governments share the annual \$1.5 million costs of the program.
- The new B.C. Centre for Social Responsibility opened at the University College of the Fraser Valley. This provincial resource centre develops training and educational opportunities, evaluates programs, services and strategies, and conducts research in the area of social responsibility. This is a government partnership led by the Ministry of Public Safety and Solicitor General and involves the Ministries of Children and Family Development, Health and Community Services. The initiative partners and supports government ministries, provincial and community organizations, law enforcement, academics and education partners, local health authorities and the public.

### **Fighting Organized Crime and Gang Violence**

- R.C.M.P. and municipal police officers and members of the Organized Crime Agency teamed up to form the country's first provincewide organized crime unit. The Combined Forces Special Enforcement Unit (C.F.S.E.U.) is an integrated team of police officers and other government agencies with a mandate to expose, investigate, prosecute and dismantle organized crime. This collaborative approach to fighting organized crime allows for the sharing of intelligence and enforcement resources across jurisdictions.
- The ministry is helping to tackle the difficult problem of gang violence and crime, and recently committed an additional \$10 million per year to B.C.'s Integrated Gang Task Force program.
- We also put in place a law to ensure that criminals, including gang members, do not profit from their illegal activities. The *Civil Forfeiture Act* allows the province to apply through civil law to restrain and have forfeited assets acquired through unlawful activity. Money recovered is paid into a special account and used to compensate crime victims, fund crime prevention programs, and pay for the costs of administering the act.

### **Fighting Cybercrime and Internet Child Exploitation**

- The ministry committed additional resources to two integrated R.C.M.P. units created to respond to the rapidly changing nature of crime. The Integrated Technological Crime Unit (I.T.C.U.) was established in 2002 to investigate computer crimes, such as unauthorized access to computer systems, and to investigate the misuse of digital data and identity



theft. The I.T.C.U. also provides support to other investigations, such as drug trafficking, money laundering and credit card fraud, which often involve computers and electronic organizers. The Integrated Internet Child Exploitation Team (I.I.C.E.) was formed in 2003 to investigate individuals involved in Internet child pornography and the luring of children on the Internet. The I.I.C.E. team also plays a proactive role promoting public awareness about luring and Internet child exploitation.

### **Supporting Victims of Crime**

- The ministry remains committed to providing financial assistance and benefits to victims and others affected by violent crime to offset the financial costs and facilitate recovery from the physical and emotional impacts of crime. In 2005/06, the Crime Victim Assistance Program provided over \$10 million in benefits to victims of crime, their immediate family members and eligible witnesses.
- The ministry continues to provide funding for over 150 Victim Service programs across the province. These programs provide emotional support, information, referrals and practical assistance to victims of crime, their families and communities.

### **Responding to Emergencies and Disasters**

- We supported B.C.'s 45-member Heavy Urban Search and Rescue Team (H.U.S.A.R.), which spent five days in St. Bernard Parish in Louisiana, helping victims of hurricane Katrina. The first trained rescue squad to reach the area, the H.U.S.A.R. team rescued 117 people and provided medical assistance to another 125.
- The disaster funding assistance limit was raised from \$100,000 to \$300,000 to better help eligible homeowners, residential tenants, farms, small businesses and charitable organizations when property is damaged by uninsurable disasters, such as certain kinds of floods and mudslides.

### **Promoting Responsible Liquor and Gaming Practices**

- We continued to improve liquor regulation by targeting enforcement resources on high-risk establishments and on the public safety issues of service to minors, over-service, overcrowding and illicit alcohol. The Liquor Control and Licensing Branch continues to improve the tools it uses to identify high-risk establishments in consultation with local governments, police, schools and licensees.
- We implemented the Responsible Gambling Strategy in order to reduce the incidence of problem gambling and address the harmful impacts for those experiencing gambling problems.
- We also implemented the Illegal Gambling Enforcement Strategy in order to reduce the incidence of illegal gambling and ensure the integrity of legal gambling. A key element of the strategy is a joint operations team involving investigators from the Gaming Policy and Enforcement Branch and the R.C.M.P.

### **Demonstrating Leadership and Innovation**

- The R.C.M.P. and academics at Simon Fraser University and the University College of Fraser Valley signed a three-party information-sharing agreement to team up to share the latest research on how best to combat crime. This is the first agreement of its kind in Canada. Using computer technology and expert analysis, criminologists at both campuses will research the root causes of crime, crime “hot spots” and repeat offenders. They will also work with their counterparts around the world, and will provide police with information about crime reduction techniques in other jurisdictions to help identify new strategies for B.C. At the same time, the R.C.M.P. will provide researchers with their own police data to further their research.
- The diligence of the B.C. Coroners Service was recognized in the examination of the child death review process conducted by Ted Hughes, Q.C., and government invested an additional \$1 million to address ongoing child death review responsibilities.
- The management team of the Fraser Regional Corrections Centre in Maple Ridge received the Premier’s Award in innovation and excellence in B.C. public service programs. As a result of restructuring, the centre became the only male sentenced facility in the Lower Mainland. This meant overhauling operations to admit sentenced inmates classified to open, medium and secure custody and to also accommodate a population increase of 130. The centre’s management team successfully transformed operations to meet the demand, including transforming staffing and labour relations, improving correctional practice and program delivery, maximizing use of facility space, and enhancing relationships with local communities.
- We have taken steps to involve First Nations in establishing policing priorities, goals and objectives for their communities. In February 2006, First Nations communities participated in a conference held in Kelowna to examine how First Nations may play a more effective role in governing their policing services. From this conference, a First Nations Steering Committee was established to improve First Nations police governance structures and processes on reserves.

# Purpose, Vision, Mission and Values

## Purpose of Ministry

The Ministry of Public Safety and Solicitor General works to maintain and enhance public safety across the province. The portfolio of the ministry includes: corrections; coroners service; law enforcement; crime prevention; victim services; hazard mitigation, emergency management and response; road safety; fire prevention, life safety<sup>1</sup> and property protection; liquor and gaming regulation; consumer protection; and film classification. The Solicitor General is also responsible for three Crown corporations and agencies: the Liquor Distribution Branch; the B.C. Lottery Corporation; and the Insurance Corporation of British Columbia (I.C.B.C.).<sup>2</sup>

## Vision, Mission and Values

### Vision

Our communities and homes are safe places.

### Mission

The mission of the Ministry of Public Safety and Solicitor General is to ensure the security and economic vitality of communities through effective policing, corrections, liquor and gaming control and other protective and regulatory programs.

### Values

The ministry shares with all government organizations a commitment to affordability, efficiency, accountability, innovation and reform, and a healthy, supportive workplace. In addition, the ministry strives to deliver its unique services in accordance with these values:

- Respect for the law
- Integration of services
- Community participation
- Risk management
- Self-regulation
- Balance of consumer protection with economic vitality

---

<sup>1</sup> The term “life safety” refers to building codes, provisions and practices designed to minimize the risk of human endangerment from fire and similar emergencies.

<sup>2</sup> Crown corporations publish their own service plans and annual reports, separate from those of the ministry and according to guidelines developed by the Crown Agencies Secretariat.

## Strategic Context

Many factors impact the ministry's ability to achieve its goals and objectives. Some place the ministry in an advantageous position to build on past successes while others present new challenges and opportunities to develop innovative approaches to public safety.

### Challenges and Risks

**Crime trends** impact the work of the ministry. While the overall crime rate for British Columbia remained basically stable from 2003 to 2004 (124.9 and 125.2 crimes per 1,000 population respectively), the crime rate has increased in the province from the 113.8 crimes per 1,000 population reported in 2000.

The nature of crime is also changing. Organized crime is increasingly crossing community, provincial and national boundaries and expanding into all forms of criminal activity, including human trafficking, theft, fraud and illegal gambling. Crime profiles are also changing with technological advances, and police are seeing new types of crimes, such as Internet luring, identity theft and Internet fraud. Gang violence is also increasing, particularly in the Lower Mainland, where gun violence is a growing concern and an increased number of home invasions have been reported.

The number of large-scale investigations in the province has grown and is consuming increasing proportions of available resources. While crime rates are indicative of police workloads, they cannot reflect the time and resources dedicated to investigating complex criminal activities, such as serial offenders or organized crime groups. Recent high-profile investigations, such as the Missing Women's Task Force, illustrate the scale and intricacy of many violent crime investigations.

**Managing multi-needs offenders** has become more challenging, with increases in the proportion of violent, high-risk, and multi-needs offenders under corrections supervision. The changing profile of offenders has contributed to greater use of remand and bail supervision. These trends have resource implications and affect staff training, security, program development and delivery, and offender management. Most notably, consolidation of adult custody facilities has resulted in housing offenders with different risk classifications and multiple needs in the same institutions, presenting challenges for effective custodial supervision. Managing multi-needs offenders also requires close collaboration with justice and social service partners, such as police, addictions services, and forensic psychiatric services.

**Substance abuse and addiction** are of concern, with alcohol and both legal and illegal drugs linked to preventable health and social problems, including criminality. Crystal meth use and production is a serious issue in British Columbia and elsewhere. It is highly addictive, inexpensive and easy to obtain. Severe physical and mental health problems are associated with its use and there are serious environmental and public safety risks related to its production.

**Growth in illegal gambling** has been stimulated by the growing popularity and availability of games in the media, on the Internet and in the community. New technology and the ability to operate from anywhere in the world over the Internet makes online gambling very difficult to regulate. Programs and services are increasingly necessary to promote awareness of responsible gambling practices as well as to address illegal gambling.

**Natural hazards** continue to require strong, coordinated mitigation and response efforts. Unprecedented fires impacting population centres (interface fires), landslides, severe weather, floods, ice jams and drought challenge communities and the province with regard to hazard mitigation and response and recovery capabilities and costs.

**Human resource challenges** are increasing for the ministry. Faced with the pressures of an aging workforce, the ministry is in competition with other agencies for new staff with demonstrated strong performance. Time and resources are needed to expand existing competencies and to recruit and train new staff.

## **Strengths and Opportunities**

**Continued application of new technologies and innovative strategies** are key ministry strengths, as illustrated by the following examples.

- The Police Records Information Management Environment (P.R.I.M.E.), an online data-sharing system providing up-to-the-minute information about criminals and crimes, is improving law enforcement and enhancing officer and public safety.
- British Columbia's justice information system (J.U.S.T.I.N.) provides a single integrated database comprising almost every aspect of criminal cases, and an interface between J.U.S.T.I.N. and P.R.I.M.E. further increases case-tracking efficiency.
- The Policing and Community Safety Branch is continuing with the integration of services and creation of specialized police units to improve the effectiveness and efficiency of policing.
- Opportunities exist to further enhance emergency response and community safety through partnerships among local government emergency programs, local police, fire and ambulance services, and public safety lifeline volunteers.
- Police Services Division continues to work with police departments throughout the province to promote initiatives to enhance road safety, including strengthened enforcement and innovative use of technology.
- The Corrections Branch embraces evidence-based planning and decision-making. Empirically-founded practices inform branch program and policy development, and staff recruitment and training. B.C. Corrections is internationally recognized for its leadership in risk-based case management and has hosted representatives from other nations wishing to learn about correctional practices.
- The Corrections Branch has updated its operational system, using new technology that allows for more efficient, timely and accurate data collection, integrates and enhances offender case management, amalgamates several internal systems and interfaces with external systems. C.O.R.N.E.T. is a web-based, integrated client management system used by the Corrections Branch and the Youth Justice Division of the Ministry of Children

and Family Development (M.C.F.D.). It provides improved information sharing between Corrections staff, M.C.F.D. Youth Justice Staff, and other stakeholders.

- Government is addressing the resource challenges of the B.C. Coroners Service. An additional \$1 million was invested to address ongoing child death review responsibilities. Reporting structures were enhanced and new staff hired to address increasing caseload volumes. As well, recommendations from the examination of the child death review process in B.C., conducted by Ted Hughes, Q.C., are being used to strengthen the B.C. Coroners Service.
- The B.C. Coroners Service is now well on its way to implementing a new electronic reporting system linked to a robust database and putting technology in the hands of coroners in the field. Implementation of the new system, known as T.O.S.C.A., will further enhance the B.C. Coroners Service's ability to respond and report out in a timely manner.
- The Office of the Superintendent of Motor Vehicles employs an effective case management system utilizing document imaging and other sophisticated technologies.
- The Liquor Control and Licensing Branch has implemented new policies requiring applicants to consent to greater scrutiny in areas such as financial sources to reduce criminality within licensed establishments. Existing licensees who have known associations with criminal organizations, including outlaw motorcycle gangs, or are involved in criminal activities are also subject to investigations leading to possible licence revocation.
- The Liquor Control and Licensing Branch is implementing online access to services that will be available 24 hours a day, seven days a week. This initiative has been undertaken in partnership with the OneStop Business Registry Office and other partners within the B.C. government, municipalities and self-governing bodies.

**Linkages and partnerships** with other ministries, jurisdictions, levels of government and outside institutions continue to enhance the efficiency and effectiveness of the ministry. The following examples are illustrative:

- British Columbia reached agreement and partnered with the federal government in a national action plan to address concerns about the bulk importation of precursors used to make crystal meth, the release of repeat sex offenders, gang violence, and conditional sentences for serious and violent offences.
- A Congress on Public Safety was held in December 2005, bringing together provincial ministers, M.L.A.s, mayors, Aboriginal leaders, fire, ambulance, health and emergency management, police, R.C.M.P., crime prevention associations, business, multi-cultural associations and non-profit organizations, and the academic/educational and justice communities. It was an opportunity to work together to identify ways of further addressing public safety challenges. Community-based workshops on public safety issues are being held through 2006 along with a Congress on Women's Safety. As well, a second Congress on Public Safety will be held in early 2007.
- The Crystal Meth Secretariat, established in October 2005 and led by the ministry, is directing the development of a framework for integrating efforts to target the use and production of crystal meth in B.C.



- The ministry has teamed up with municipal police, firefighters and electrical inspectors to discourage marijuana grow ops in residential neighbourhoods and to improve local safety by strict enforcement of the *Safety Standards Act*.
- Partnerships with Simon Fraser University, the University College of the Fraser Valley, the Institute for Canadian Urban Research Studies, and the Centre for Addictions Research of B.C. have strengthened the research capacity of the ministry and assisted in developing effective policy around public safety issues. In addition, the B.C. Centre for Social Responsibility was launched in November 2005 to promote addiction prevention and awareness of problems related to addictive behaviours.
- The ministry has an excellent working partnership with police and law enforcement agencies in the province, demonstrated through the effective coordination of agencies such as the B.C. Association of Municipal Chiefs of Police.
- Victim Services and Community Programs Division has partnered with a variety of government, justice, health and community resources to help meet the unique needs of victims (specifically children and Aboriginal victims) and improve service delivery throughout the province. Examples of agencies partnered with include the Vancouver Police Department, Family Services of Greater Vancouver, and Pacific Community Resources Society.
- In partnership with the Ministries of Health and Employment and Income Assistance, the Corrections Branch has undertaken innovative research on mentally disordered offenders in the justice system. This research forwards a better understanding of this population's needs and resource requirements and will inform future programs and practices.
- Cooperation at local, regional, executive and interagency levels has resulted in high levels of satisfaction with emergency services in B.C. The ministry is continuing to strengthen partnerships with municipalities to enhance emergency preparedness throughout the province.
- Based on commitment to share programs and best practices, the Office of the Fire Commissioner strives to establish and strengthen partnerships with local governments, other organizations and other jurisdictions.
- An important element of the Illegal Gambling Enforcement Strategy is the Integrated Illegal Gaming Enforcement Team (I.I.G.E.T.). The team of 15 branch investigators and 12 R.C.M.P. officers work together throughout the province to address illegal gambling issues and enforce the gaming provision of the *Gaming Control Act* and *Criminal Code of Canada*.
- The ministry has partnered with I.C.B.C. to introduce an enhanced road safety enforcement initiative. Under the management of Police Services Division, the R.C.M.P. and independent police departments have come together to form Integrated Road Safety Units which use proactive policing methods and innovative technology to enhance traffic enforcement throughout the province.

**Highly-skilled and dedicated staff** continues to be a key asset in the ministry.

The ministry-wide Learning and Leading Program encourages teamwork, innovation, communication and opportunities to learn new skills. The program was launched to both strengthen the organization and support the people who work within it.

# Service Delivery and Core Business Areas

## Service Delivery

The Ministry of Public Safety and Solicitor General has a central role in maintaining and enhancing public safety in every community across the province.

All ministry services, which are summarized below, are provided directly or through contracted professionals and agencies. Legislation for which the ministry is responsible is listed in Appendix B, and identified at <http://www.legis.gov.bc.ca/procs/allacts/pssg.htm>

## Core Business Areas

Within the ministry, nine core business areas work together to fulfill the ministry's public safety mandate. The structure and function of these business areas are described below.

### Corrections

In 2005/06, net operating expenditures for Corrections were \$184.919 million and full-time equivalent employees (F.T.E.s) numbered 1,726.

The branch protects communities through appropriate supervision and case management of adult offenders and accused persons. The safe management and control of offenders is based on assessment of their risk to re-offend and need for rehabilitation. Through risk/needs assessments, the branch determines suitable levels of supervision and programming to promote positive change in offender thinking and behaviour.

To function effectively and to protect the public, the Corrections Branch works closely with the police, the courts, Crown Counsel, victim services, the Immigration and Refugee Board of Canada, the B.C. Board of Parole, Correctional Service of Canada, the Ministry of Health, Aboriginal justice organizations and community service agencies.

The branch is comprised of two divisions — Adult Custody, and Community Corrections and Corporate Programs.

### Adult Custody Division

The Adult Custody Division is responsible for supervision and case management of individuals held for trial or sentenced to jail for less than two years. The division also supervises offenders awaiting transfer to federal prison, federally sentenced offenders transferred to provincial jurisdictions, and individuals detained under the federal *Immigration and Refugee Protection Act*. In addition to supervising adult offenders, the division provides a variety of work and core programs aimed at reducing the risk of re-offending and enabling successful reintegration into the community (e.g., Substance Abuse Management and Violence Prevention Programs).



### **Community Corrections and Corporate Programs Division**

This division is responsible for all individuals ordered to bail supervision and community sentences, as well as those paroled from a provincial correctional centre. The division also supervises individuals on peace bonds and those subject to alternative measures.<sup>3</sup>

Community Corrections provides a range of core programs for offenders to mitigate the likelihood of re-offending. The division also manages contracted programs for Aboriginal programs and relationship violence treatment.

### **B.C. Coroners Service<sup>4</sup>**

In 2005/06, net operating expenditures for the B.C. Coroners Service were \$10.921 million and F.T.E.s numbered 64.

The B.C. Coroners Service is responsible for the investigation of all unnatural, sudden and unexpected deaths in the province, and for ensuring that the relevant facts are made a matter of public record, either through the completion of a Judgment of Inquiry (quasi-judicial report) or the holding of an Inquest (quasi-judicial public hearing). One of the agency's most important responsibilities is the identification and advancement of recommendations to individuals, groups, agencies and others aimed at prevention of death in the future under similar circumstances. The agency maintains a major database and conducts ongoing surveillance on common causes of death aimed at identifying problems and trends. When such issues are identified, the agency conducts additional reviews and studies aimed at establishing effective and workable preventative measures.

The B.C. Coroners Service is also responsible for conducting reviews of all child deaths occurring within the province. This requires appropriate liaison with agencies such as the Ministry of Children and Family Development and the Child and Youth Officer for British Columbia, among others. The B.C. Coroners Service also conducts special reviews on issues affecting the prevention of child deaths and on child safety more broadly.

In completing its responsibilities, the B.C. Coroners Service issues warrants authorizing the conduct of autopsies, toxicology testing and additional procedures, such as microscopy, where they are warranted. Coroners have legislated seizure and inspection powers when and where warranted in order to gather the facts surrounding a death. The agency is also responsible for body removal and transportation. In the event of a mass disaster involving significant loss of life, the agency is responsible for the identification, recovery, examination and repatriation of human remains, including establishing a temporary morgue facility and connecting with families of the victims.

---

<sup>3</sup> Alternative measures programming provides an opportunity for the client to demonstrate personal responsibility for an offence by imposing on the accused an agreed upon consequence for the behaviour. The conditions under which alternative measures may be used to deal with persons alleged to have committed an offence are established in Section 717 of the *Criminal Code of Canada*.

<sup>4</sup> The B.C. Coroners Service was established as a separate core business area as of April 1, 2006. In the *Ministry of Public Safety and Solicitor General Service Plan Update, September 2005*, the B.C. Coroners Service was included as part of the Policing and Community Safety Branch.

## **Policing and Community Safety**

In 2005/06, net operating expenditures for Policing and Community Safety were \$316.579 million and F.T.E.s numbered 143.

The branch contributes to the ministry's public safety mandate through the Police Services Division and the Victim Services and Community Programs Division.

### **Police Services Division**

Police Services Division superintends law enforcement functions in British Columbia, oversees the private security industry and provides protective public safety programs by:

- ensuring adequate and effective levels of policing enforcement throughout B.C., including in small, rural and First Nations communities;
- developing and administering policing policy and ensuring central oversight of all policing;
- administering the R.C.M.P. provincial police force contract, and overseeing the organization of all provincial and municipal R.C.M.P. forces;
- supporting the Provincial Police Service and other police agencies, including the Combined Forces Special Enforcement Unit (formerly known as the Organized Crime Agency of B.C.), the Greater Vancouver Transportation Authority Police Service, and the Police Academy at the Justice Institute of British Columbia;
- developing and administering policy for enhanced road safety law enforcement and managing the creation of specialized integrated units for strengthened enforcement;
- promoting the gathering and dissemination of best practices in policing amongst police stakeholders;
- collecting, monitoring, analyzing and reporting on provincial crime and police data;
- conducting inspections and audits for municipal police force services using provincial policing standards;
- licensing and regulating the security industry, including security guards, private investigators and other security industry personnel;
- conducting criminal record checks on individuals who work with children, as defined under the *Criminal Records Review Act*, and administering a related process for determination of risk; and,
- maintaining the Protection Order Registry to support the enforcement of civil and criminal protection orders.

### **Victim Services and Community Programs Division**

Victim Services and Community Programs Division develops and delivers programs to help British Columbians build and maintain safe communities, and supports victims of crime and their families by:

- providing leadership, advice, training and expertise on victim and community safety issues, including violence against women, children, youth and other vulnerable people;

- establishing and maintaining partnerships with organizations, communities and government to ensure coordinated and comprehensive services;
- funding police-based and community-based victim service programs that provide information, assistance and support to victims and others impacted by violent crime;
- funding a 24-hour, provincewide telephone service (VictimLINK 1 800 563-0808) which provides information and referral services to all victims of crime, and immediate crisis support to victims of family and sexual violence;
- providing funding to community and youth organizations, local governments, school districts and police departments to support projects that enhance public safety and local crime prevention efforts (Safe Streets and Safe Schools Fund);
- providing operational funding to key community justice and crime prevention organizations to support services to communities throughout British Columbia;
- providing funding to support the development of volunteer-based community accountability programs that embrace the principles of restorative justice;
- enhancing high-risk victim safety by providing safety planning, including notification of offender release information;
- overseeing the *Victims of Crime Act*, which promotes a fair and accessible justice system for victims of crime;
- administering the *Crime Victim Assistance Act* and Program, which provides financial benefits and assistance to victims and others impacted by violent crime;
- supporting and overseeing the Youth Against Violence Line, an automated telephone service (1 800 680-4264) and e-mail link that provide safe, confidential means of preventing and reporting incidents of youth violence and crime and seeking assistance from local police;
- administering the annual Solicitor General Community Safety and Crime Prevention Awards which recognize individuals, groups and programs that have made outstanding contributions to crime prevention and community safety; and,
- on behalf of the Assistant Deputy Ministers' Committee on Prostitution and Sexual Exploitation of Youth, providing project funding to assist communities in developing local initiatives to address sexual exploitation of youth and prostitution-related issues.

## **Provincial Emergency Program**

In 2005/06, net operating expenditures for the Provincial Emergency Program (P.E.P.) were \$7.193 million and F.T.E.s numbered 67.

P.E.P. minimizes the loss of life and economic impact of disasters and emergencies, such as floods, interface fires, dangerous goods spills, pandemic influenza, earthquakes, landslides, severe storms, and lost persons or aircraft by:

- providing overall coordination and leadership of the provincial emergency management structure during response to and recovery from emergencies and disasters;
- maintaining an immediate activation capability for an integrated response to and recovery from emergencies and disasters;

- recruiting, training and maintaining the Temporary Emergency Assignment Management System (T.E.A.M.S.), a resource pool of provincial staff experienced in managing emergency operations;
- providing leadership, subject matter expertise and emergency management training in support of local governments, non-government agencies and individuals and families in preparing for and responding to emergencies and disasters;
- maintaining and supporting the AdventureSmart outdoor safety program and five public safety lifeline volunteer programs (i.e., Emergency Social Services, providing short-term assistance to the public; Road Rescue, providing extrication of persons trapped in vehicles; Search and Rescue, locating and assisting lost persons; P.E.P. Air Services, locating lost aircraft; and Emergency Communications, providing emergency radio communication);
- managing the provision of Disaster Financial Assistance (D.F.A.) to support a recovery program for individuals and families, local governments and businesses;
- providing a natural hazards mitigation program for risk reduction; and,
- administering the *Emergency Program Act* and regulations, and the Disaster Financial Assistance Arrangements (D.F.A.A.) and emergency management assistance agreements.

### **Office of the Superintendent of Motor Vehicles**

In 2005/06, net operating expenditures for the Office of the Superintendent of Motor Vehicles (O.S.M.V.) were \$5.772 million and F.T.E.s numbered 62.

O.S.M.V. regulates drivers to help ensure the safe and responsible operation of motor vehicles in British Columbia.

O.S.M.V. is committed to promoting B.C. road safety and works in partnership with other organizations, both public and private sector, to achieve this. Specifically, the Superintendent of Motor Vehicles:

- promotes and regulates the fitness and safety of drivers in British Columbia in the interests of public safety;
- identifies and intervenes with bad drivers in order to effect an improvement in driving behaviour;
- identifies and assesses drivers to determine if they are physically, cognitively and medically fit to drive;
- may enforce driver interventions that reduce or prohibit driving privileges if the standards are not met, or may even direct I.C.B.C. to cancel a driver's licence; and,
- provides an independent avenue of appeal for certain I.C.B.C. licensing decisions, conducts reviews of police decisions to impose administrative driving prohibitions and vehicle impoundments and conducts show cause hearings related to actions proposed by I.C.B.C.

## **Office of the Fire Commissioner**

In 2005/06, net operating expenditures for the Office of the Fire Commissioner were \$2.351 million and F.T.E.s numbered 21.

The primary focus of the office is the promotion of fire prevention, life safety and property protection programs. The office derives its authority from the *Fire Services Act* and the *B.C. Fire Code* and works closely with local governments and fire services organizations to achieve its objectives. Some of the specific functions the office fulfills include:

- providing fire code interpretations;
- developing public education programs and fire safety materials;
- providing evaluation and best practice information to support local fire departments;
- assisting in the coordination of firefighter training;
- undertaking major fire investigations; and,
- supporting provincial response to major wildfire emergencies.

## **Gaming Policy and Enforcement**

In 2005/06, net operating expenditures for Gaming Policy and Enforcement were \$15.147 million and F.T.E.s numbered 112.

The branch regulates all gaming in British Columbia, ensures the integrity of people and equipment involved in the gaming industry and investigates allegations of wrongdoing. This includes regulatory oversight of the B.C. Lottery Corporation (which conducts and manages lotteries, casinos and commercial bingo halls), all gaming service providers and gaming workers, B.C.'s horse racing industry and licensed gaming events. The branch also manages responsible gambling initiatives and the distribution of gaming funds received by organizations.

### **Policy, Legislation and Standards Division**

The Policy, Legislation and Standards Division promotes responsible gambling practices by developing and maintaining a rigorous regulatory environment for gaming and horse racing that balances economic benefits with public safety. The division provides advice regarding the legislation, policies and standards that govern gaming. The division also coordinates administrative review hearings as required and is responsible for delivering the Responsible Gambling Strategy, which includes the Problem Gambling Program.

### **Licensing and Grants Division**

The Licensing and Grants Division issues gaming licences permitting eligible community organizations to hold fundraising events, such as ticket raffles, independent bingo games, wheels of fortune and social occasion casinos. The division also allocates government gaming revenue to eligible community organizations through the Direct Access and Bingo Hall Affiliation grant programs.

### **Racing Division**

The Racing Division develops and implements policies to regulate horse racing to ensure its integrity, and monitors and enforces the *Rules of Thoroughbred and Standardbred Racing*. The division oversees all races taking place in the province, monitors the activities of track officials and other employees, ensures the safety and security of race track grounds, and investigates and adjudicates matters arising from race meetings. In addition, the division licenses participants in the horse racing industry.

### **Registration Division**

The Registration Division ensures the integrity of organizations, employees and equipment in the gaming industry by conducting mandatory background checks of potential employees and service providers and registering them to be involved in the industry. The division also approves and certifies all gaming equipment. The division maintains a register of gaming service providers and workers.

### **Audit and Compliance Division**

The Audit and Compliance Division manages a comprehensive audit strategy for commercial gaming, including horse racing, to ensure compliance with all applicable legislation, regulations, policies and directives. The division conducts regular audits of gaming activity in the province, assesses compliance reviews conducted by the B.C. Lottery Corporation and reviews community organizations' use of funds received through gaming licences and through the Direct Access and Bingo Hall Affiliation grant programs.

### **Investigation Division**

This division investigates all complaints and allegations of criminal or regulatory wrongdoing relating to gaming and horse racing, and is responsible for the province's Illegal Gambling Enforcement Strategy. This strategy includes a team of branch investigators and R.C.M.P. officers who work with other law enforcement agencies on gaming-related investigations. All investigators in this division are Special Provincial Constables.

### **Liquor Control and Licensing**

In 2005/06, net operating expenditures for Liquor Control and Licensing were \$0 and F.T.E.s numbered 98.<sup>5</sup>

The branch regulates and sets policy for the manufacture and resale of liquor in licensed establishments in order to improve the safety of communities by reducing harm caused by liquor misuse.

---

<sup>5</sup> This core business area is self-financing, with its operating expenses recovered from liquor licensing applications and fees. For financial reporting, operating expenditures are shown as zero.



### **Policy, Planning and Communications Division**

The Policy, Planning and Communications Division leads the branch in strategic planning processes and in the development of legislative, regulatory and policy change. The division consults with federal/provincial/territorial stakeholder groups, including industry associations, police and local governments. In addition, the division is responsible for responding to media, legislative and public inquiries related to the mandate and activities of the branch.

### **Licensing and Local Government Liaison Division**

This division analyses, approves and processes licence applications for the manufacture, sale and service of liquor in the province. The division handles all aspects of issuing, amending, transferring and renewing licences for licensed establishments, licensee retail stores, wineries and manufacturers. During the approval process, the division works closely with local government staff and elected officials to obtain community input for licensing decisions. The division also issues permits to purchase and store grain alcohol, regulates the sale of medicinal and cooking alcohols, and reviews requests for exemptions to Special Occasion Licences.

### **Compliance and Enforcement Division**

This division inspects, investigates and educates licensees to ensure they comply with British Columbia's liquor laws and policies, and the terms and conditions of their licence. The division takes enforcement action when necessary and works in partnership with police and local government agencies to monitor compliance and target resources on high-risk licensees.

### **Executive and Support Services**

In 2005/06, net operating expenditures for Executive and Support Services were \$6.126 million and F.T.E.s numbered 52.

Along with the Solicitor General's Office, the Deputy Solicitor General's Office and the Corporate Policy and Planning Office, this core business area includes the B.C. Board of Parole, the Civil Forfeiture Program, Consumer Services, the Film Classification Office, and the Crystal Meth Secretariat.

The B.C. Board of Parole contributes to public safety by determining if eligible offenders in provincial correctional facilities, who do not pose undue risk, will be permitted to serve their full sentences under supervision in the community with conditions of release set by the Board.

The Civil Forfeiture Program enables government to obtain court orders to recover proceeds and assets acquired by or used in unlawful activity. Money recovered is paid into a special account and used to compensate eligible victims, fund crime prevention programs, and pay for costs of administering the *Civil Forfeiture Act*.

Consumer Services develops consumer protection policy and oversees the B.C. Business Practices and Consumer Protection Authority which enforces consumer protection law in the province and investigates deceptive telemarketers.

The Film Classification Office safeguards public interests by regulating the public exhibition, rental and distribution of films, video games and videos in British Columbia and is responsible for:

- administering the *Motion Picture Act* and regulations;
- classifying films into age-appropriate ratings and providing advisories on film content to assist the public in making informed viewing choices;
- assessing adult videos for content that is prohibited under the *Motion Picture Act* or the *Criminal Code of Canada*;
- licensing film and video distributors, video retailers and theatres;
- enforcing the Act and regulations and removing unapproved or prohibited adult videos from the marketplace, and taking action to ensure the restricted sale of mature video games;
- assisting the police and Canada Customs in the review of seized adult videos and the prosecution of cases resulting from these investigations; and,
- educating the public on the film classification system through a comprehensive Internet site and school outreach program.<sup>6</sup>

The Crystal Meth Secretariat was established within the ministry to coordinate and facilitate the cross-government implementation of key initiatives to combat the production and use of crystal methamphetamine, including:

- increased targeted treatment for crystal meth addicts;
- a seed grant program to help communities fight crystal meth;
- a broad-based public awareness campaign to educate parents, youth and others;
- school-based awareness initiatives;
- Minister's forums to inform communities on crystal meth; and,
- tools for police and prosecutors for taking enforcement action against clandestine drug lab operators.

The following ministries participate on a steering committee and working groups and form an integral part of the crystal meth strategy: Aboriginal Relations and Reconciliation; Attorney General; Children and Family Development; Community Services; Education; Employment and Income Assistance; Environment; Forests and Range; and Health.

---

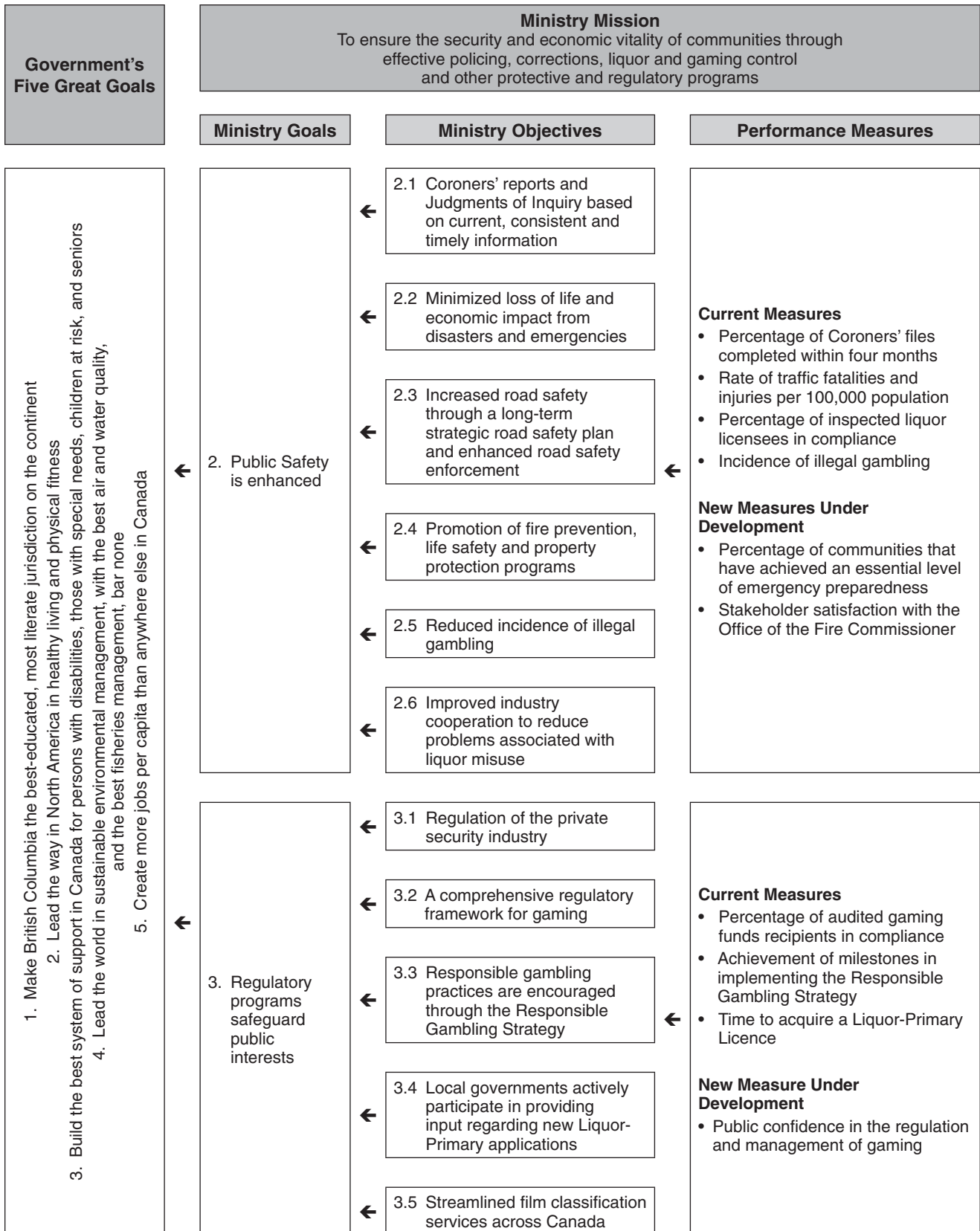
<sup>6</sup> See <http://www.bcfilmclass.com>



# Report on Performance

## Performance Plan Summary Table

Government's Five Great Goals	Ministry Mission To ensure the security and economic vitality of communities through effective policing, corrections, liquor and gaming control and other protective and regulatory programs		
	Ministry Goals	Ministry Objectives	Performance Measures
<p>1. Make British Columbia the best-educated, most literate jurisdiction on the continent</p> <p>2. Lead the way in North America in healthy living and physical fitness</p> <p>3. Build the best system of support in Canada for persons with disabilities, those with special needs, children at risk, and seniors</p> <p>4. Lead the world in sustainable environmental management, with the best air and water quality, and the best fisheries management, bar none</p> <p>5. Create more jobs per capita than anywhere else in Canada</p>	<p>1. Citizens and communities are protected from crime</p>	<p>1.1 Offenders are supervised and managed based on court orders and their risk to re-offend</p> <p>1.2 Programs are provided to address factors associated with re-offending behaviour</p> <p>1.3 Adequate levels of police services</p> <p>1.4 A common records management system for all police agencies</p> <p>1.5 Effective protective programs for vulnerable adults, youth and children</p> <p>1.6 Communities have crime prevention and restorative justice programs</p> <p>1.7 Victims of crime are provided with timely information, assistance and support to reduce the impact of crime</p>	<p><b>Current Measures</b></p> <ul style="list-style-type: none"> <li>Percentage of offenders who do not re-offend for two years following Corrections supervision</li> <li>Percentage of enrolled offenders successfully completing core programs</li> <li>Number of Provincial Police Service members</li> <li>Number of First Nations Policing Program members</li> <li>Percentage of population covered by police agencies using P.R.I.M.E.</li> <li>Average time to adjudicate claims for financial assistance from victims and others impacted by violent crime</li> <li>Percentage of protection orders entered within 24 hours of receipt</li> <li>Number of crime prevention, community safety, sexual exploitation and community accountability programs and projects funded</li> </ul> <p><b>New Measure Under Development</b></p> <ul style="list-style-type: none"> <li>Victimization rate</li> </ul>



## Goals, Objectives, Key Strategies and Performance Measures

The goals and objectives discussed in this section are consistent with the ministry's vision of safe communities and homes throughout British Columbia.

Brief descriptions are provided of key activities and initiatives the ministry has undertaken to achieve its goals and objectives, and progress is tracked by a series of performance measures. For each performance measure, the most current available data are provided along with trend data for the three preceding fiscal years.

The ministry has made significant changes to its performance measures since publication of the *Ministry of Public Safety and Solicitor General 2005/06 – 2007/08 Service Plan Update, September 2005*. Some measures have been discontinued either because they focused on internal operational matters with little public relevance, or because they were deemed inadequate for tracking progress toward goals and objectives. These measures are reported on in Appendix A.

As well, new measures have been identified as we continue our efforts to develop meaningful indicators of the long-term client and societal outcomes and changes in conditions that indicate goal achievement. These new measures are in early stages of development, requiring that data sources be finalized and baselines established.

It must be noted that measuring the performance of British Columbia's justice and regulatory systems is a complex enterprise. Long-term outcome measures, such as victimization rates and recidivism rates, for example, are generally affected by many different individual and socio-economic factors and are therefore not under the exclusive control of any one ministry. Rather, they are multifaceted outcomes involving all components of the justice system as well as many other aspects of government, such as health, education and social services, as well as factors that are external to government control.

Also, the performance measures identified here represent only a few critical aspects of performance. No single measure taken in isolation can reveal enough information to provide a reliable and accurate evaluation of justice and regulatory systems. All measures should be considered together when assessing progress toward goals and objectives.

## **Goal 1: Citizens and communities are protected from crime**

Protecting citizens and communities from crime is a central commitment of the Ministry of Public Safety and Solicitor General, a commitment supported by Corrections and by Policing and Community Safety.

Objectives and strategies employed by these branches are identified below, followed by the performance measures used to assess progress toward goal achievement.

### **Core Business Area: Corrections**

#### **Objective 1.1: Offenders are supervised and managed based on court orders and their risk to re-offend**

A key objective of the ministry is to ensure that offenders are supervised and managed based on their risk to re-offend. To effectively and efficiently supervise offenders while they are under court orders, and to achieve reductions in re-offending behaviour over the long term, it is critical to understand the risk an offender poses to society and how that risk can best be addressed. More than 20 years of correctional research have resulted in the development of standardized, validated risk/needs assessment tools that can reliably provide this information. Corrections policy allows a sixty-day period during which risk/needs assessments must be completed.

#### **Objective 1.2: Programs are provided to address factors associated with re-offending behaviour**

A significant body of correctional research has confirmed that offender case management and rehabilitative programming can mitigate harm, interrupt offending cycles, and reduce re-offending behaviour.<sup>7</sup> Case management plans are developed based on risk/needs assessments conducted and serve to guide program interventions on an individual basis. The branch develops and delivers correctional (core) programming in accordance with correctional research.<sup>8</sup> Core programs are designed to address risk factors known to contribute to criminality (e.g., substance abuse) and focus on the acquisition of cognitive skills necessary to bring about behavioural change. They are delivered by trained staff, and through contracted services, to offenders who pose higher risks for re-offending.

---

<sup>7</sup> For example, in February 2006, a research study to determine whether or not the Violence Prevention Program was effective in reducing re-offending behaviour was concluded. The program was developed by the Corrections Branch in 1998 based on state-of-the-art findings in correctional theory and programming. The results of the study demonstrated that violence prevention programming is effective in reducing re-offending between 16 per cent and 30 per cent, depending on the risk to re-offend presented by the offender. The program works most effectively for offenders who pose a medium to high risk for re-offending, which supports the principles for effective correctional programming.

<sup>8</sup> Core programs currently provided are Cognitive Skills, Educational Upgrading, Relapse Prevention for Sex Offenders, Respectful Relationships, Substance Abuse Management, and Violence Prevention. Core programs developed for incarcerated female offenders include Emotions Management, Relapse Prevention, Relationship Skills and Substance Abuse Management. A new Living Skills program is also being developed.

Core programs are available in adult custody facilities and for offenders serving community sentences. Their delivery is based on the following principles for effective correctional programming:

- Programming is most effective among offenders who are assessed as being at a high risk for recidivism. Applying programming to low-risk offenders at best has no impact, and at worst can have negative effects.
- Correctional programming must target risk factors (criminogenic needs) that, when addressed, are associated with reductions in re-offending.
- Effective correctional programming should be delivered appropriately and consistently in a highly structured manner that meets the particular learning characteristics of the offender population.

### **Core Business Area: Policing and Community Safety**

#### **Objective 1.3: Adequate levels of police services**

Adequate levels of police services are required to protect citizens and communities from crime and to respond to the changing nature of crime. Key strategies to meet this objective are to restructure police financing, support the integration of existing police services and increase the number of officers in the Provincial Police Service. These initiatives ensure that police services are delivered in the most effective and efficient way possible, avoiding duplication and yielding economies of scale. Another strategy has been to implement new policing initiatives in such areas as supporting organized crime prosecutions, responding to high-tech crime and combating Internet-based child exploitation.

The ministry also continues efforts to negotiate new Community Tripartite (policing) Agreements (C.T.A.s) with First Nations and the federal government.<sup>9</sup> Additional C.T.A.s are required to ensure that First Nations communities have police service levels equivalent to those of similar non-First Nations communities. Under these agreements, First Nations receive dedicated police members to work with their communities. Best efforts are made for these positions to be staffed by Aboriginal officers.

#### **Objective 1.4: A common records management system for all police agencies**

The ministry continues implementation of the Police Records Information Management Environment (P.R.I.M.E.), an online data-sharing system for all police agencies in B.C. that provides up-to-the-minute information about criminals and crimes, improving law enforcement across the province. P.R.I.M.E. provides an integrated information management system, with instant access to a database that includes criminal case records, images (photos, mug shots, documents and fingerprints), investigation notes, electronic messages, calendar events and dangerous goods data.

---

<sup>9</sup> New C.T.A.s are dependent upon both the province and federal governments securing appropriate funding.

**Objective 1.5: Effective protective programs for vulnerable adults, youth and children**

Another key objective is the maintenance of protective programs to enhance public safety, such as the Protection Order Registry, a confidential database containing all civil and criminal protection orders issued in British Columbia.<sup>10</sup> The registry contributes to the reduction of violence against vulnerable adults, youth and children through support of the enforcement of civil and criminal protection orders.

Conducting criminal record checks on individuals who work with children is another key strategy to help protect children. Criminal record checks are mandatory under the *Criminal Records Review Act* for anyone who works with children or who has unsupervised access to children in the ordinary course of employment, or in the practice of an occupation, and who is employed by, licensed by or receives operating funds from the provincial government.

**Objective 1.6: Communities have crime prevention and restorative justice programs**

The ministry promotes the Crime Prevention through Social Development approach, going beyond traditional responses to crime that focus on sentencing and incarceration by focusing instead on eliminating the root causes of crime.

Research indicates that communities can become safer if they actively engage in programs designed to reduce the incidence of crime and repair the harm caused by criminal behaviour. The ministry therefore continues to provide funding and support to community-based crime prevention and restorative justice programs, and to work with stakeholders to promote awareness of and collaborative approaches to community safety and crime prevention.

**Objective 1.7: Victims of crime are provided with timely information, assistance and support to reduce the impact of crime**

To reduce the impact of crime, victims of crime require a range of supports and services as they participate in the justice system. Key strategies include: offering information, referrals and practical support to victims of crime and their families through victim service programs; administering the *Crime Victim Assistance Act* and Program to ensure that victims have access to financial assistance and other benefits; notifying impacted victims of end-of-sentence release of identified offenders; providing training and support to victim service workers; and increasing public awareness of the services available.

---

<sup>10</sup> A protection order is an order containing a condition (e.g., no contact) that affords safety and security to a specified person or persons.

## Performance Measures

Performance Measure	2002/03 Actual	2003/04 Actual	2004/05 Actual	2005/06 Target	2005/06 Actual	2005/06 Variance
Percentage of offenders who do not re-offend for two years following Corrections supervision	70%	70%	71%	65% <sup>1</sup>	67%	Target exceeded
<p><b>Why the measure is important:</b> The ministry tracks this measure to indicate the overall effectiveness of the justice system in deterring and rehabilitating offenders. However, criminal behaviour is a highly complex phenomenon involving many different individual and socio-economic factors, and this measure is not directly attributable to any one component of the criminal justice system.</p>						
<p><b>What the results mean:</b> The results demonstrate that more offenders remain free of subsequent sentences during the two-year tracking period than were estimated. The data reflect results up to November 2005.</p>						
<p><b>The data:</b> The data for this measure are drawn from the Corrections Branch operational system (C.O.R.N.E.T.) and are very reliable.</p>						

<sup>1</sup> A reduced target of 65 per cent was established for 2005/06 in keeping with a number of factors that may affect recidivism, including crime rates, a hardening offender profile, a strengthened police force, and reductions in Corrections operational capacity.

Performance Measure	2002/03 Actual	2003/04 Actual	2004/05 Actual	2005/06 Target	2005/06 Actual	2005/06 Variance
Percentage of enrolled offenders successfully completing core programs	76%	71%	70%	75%	71%	Target not met
<p><b>Why the measure is important:</b> This measure provides information on the short-term outcome of core programs. It is critical for offenders to attend and complete the programming designed to assist them in addressing their criminal behaviour.</p>						
<p><b>What the results mean:</b> Although the target for 2005/06 was not met, the Corrections Branch succeeded in increasing successful completions of core programs by one per cent over fiscal year 2004/05 performance. The branch will undertake further examination of the reasons underlying the findings.</p>						
<p><b>The data:</b> The data for this measure are drawn from C.O.R.N.E.T. and are very reliable. Programs excluded from calculation of results are Breaking Barriers and the sex offender maintenance programs. The former is excluded because it is no longer deemed 'core', the latter because data for these programs are unreliable at this time.</p>						



Performance Measure	2002/03 Actual	2003/04 Actual	2004/05 Actual	2005/06 Target	2005/06 Actual	2005/06 Variance
Number of Provincial Police Service members	1,481	1,531	1,561	1,665	1,668	Target exceeded
<b>Why the measure is important:</b> This is a measure of Provincial Force police strength.						
<b>What the results mean:</b> The results demonstrate that the Provincial Force strength has increased over the reporting years. This trend is expected to continue over the next two or three years. It should be noted that while the figures reported represent the number of R.C.M.P. members providing provincial police services in each fiscal year, they do not represent the entire complement of staff employed with the Provincial Force. For example, the reported figures exclude support staff and independent police seconded to the Provincial Force to work on specialized units such as Organized Crime, Integrated Gang Task Force, Traffic Safety, etc.						
<b>The data:</b> The Police Service Division receives Provincial Force police strength data from R.C.M.P. E Division. The data are accurate and reliable.						

Performance Measure	2002/03 Actual	2003/04 Actual	2004/05 Actual	2005/06 Target	2005/06 Actual	2005/06 Variance
Number of First Nations Policing Program members	71	73	67	93	99	Target exceeded
<b>Why the measure is important:</b> This is a measure of First Nations police strength in the province.						
<b>What the results mean:</b> The results demonstrate that, with the exception of fiscal year 2004/05, First Nations police strength has increased over the reporting years. There are currently 42 First Nations policing agreements in place in the province. The results reported do not include the Sta'atl'imx Tribal Police Service, nor the Kitsoo Public Safety Department. These two units have 12 police officers and service 11 communities in the province.						
<b>The data:</b> First Nations police strength data are obtained from the R.C.M.P. E Division. The data are accurate and reliable.						

Performance Measure	2002/03 Actual	2003/04 Actual	2004/05 Actual	2005/06 Target	2005/06 Actual	2005/06 Variance
Percentage of population covered by police agencies using P.R.I.M.E.	19%	24%	32%	40.5%	33.3%	Target not met
<b>Why the measure is important:</b> This measure tracks progress toward full implementation of P.R.I.M.E., linking all law enforcement agencies in the province.						
<b>What the results mean:</b> P.R.I.M.E. has been implemented by all municipal agencies in B.C. and by several R.C.M.P. detachments. Implementation by the remaining R.C.M.P. detachments has been delayed due to technical and federal funding processes. Final implementation will be proceeding as scheduled. It is anticipated that P.R.I.M.E. will be fully implemented provincewide by December 2007.						
<b>The data:</b> Results for this measure are derived from P.R.I.M.E. implementation reports and municipal population statistics. The data are accurate and reliable.						



Performance Measure	2002/03 Actual	2003/04 Actual	2004/05 Actual	2005/06 Target	2005/06 Actual	2005/06 Variance
Average time to adjudicate claims for financial assistance from victims and others impacted by violent crime	12–14 months	6 months	9 months	6 months [adjusted target: 9 months]	9 months	Target not met [adjusted target met]
<p><b>Why the measure is important:</b> This measure monitors efficiency in administration of the <i>Crime Victim Assistance Act</i> to ensure that victims have timely access to financial assistance and other benefits.</p> <p><b>What the results mean:</b> Since publication of the <i>Ministry of Public Safety and Solicitor General 2005/06–2007/08 Service Plan Update, September 2005</i>, the target for this measure was adjusted to nine months from six months. This adjustment was made because the Crime Victim Assistance Program received more applications for victim financial assistance/benefits than originally anticipated, leading to a backlog of claims awaiting adjudication. This backlog has now been eliminated and the ministry is working to further reduce adjudication times.</p> <p><b>The data:</b> Estimated timelines are derived from the E.L.V.I.S. database and manual records, taking into account the dates claims were received and completed, and the cases that remain outstanding. The data are accurate and reliable.</p>						

Performance Measure	2002/03 Actual	2003/04 Actual	2004/05 Actual	2005/06 Target	2005/06 Actual	2005/06 Variance
Percentage of protection orders entered within 24 hours of receipt	99%	99%	99%	98%	99%	Target exceeded
<p><b>Why the measure is important:</b> This measure indicates the efficiency of the delivery of protective programs.</p> <p><b>What the results mean:</b> Results show that the Protection Order Registry is being efficiently maintained by the ministry. This is significant as the goal of the registry is to contribute to the reduction of violence against vulnerable children, youth and adults through support of the enforcement of civil and criminal protection orders.</p> <p>The target for 2005/06 had been set slightly lower than the prior year actuals in anticipation of a possible short-term drop in performance resulting from significant changes made to the Protection Order Database; however, the 99% rate was maintained.</p> <p><b>The data:</b> The data for this measure are derived from the Protection Order Database and are accurate and reliable.</p>						

Performance Measure	2002/03 Actual	2003/04 Actual	2004/05 Actual	2005/06 Target	2005/06 Actual	2005/06 Variance
Number of crime prevention, community safety, sexual exploitation and community accountability programs and projects funded	275	351	361	331	333	Target exceeded
<p><b>Why the measure is important:</b> Since publication of the <i>Ministry of Public Safety and Solicitor General Service Plan Update, September 2005</i>, this measure has been revised to include Community Accountability Programs as well as crime prevention, community safety and sexual exploitation projects.<sup>1</sup> Continued support of these programs is important to reduce the incidence of crime and to repair the harm caused by criminal behaviour.</p>						
<p><b>What the results mean:</b> The results demonstrate that the ministry met its commitment and leveraged federal funds to support crime prevention and restorative justice programs and projects.</p> <p>The reduced target of 331 was established for 2005/06 because there were a number of larger crime prevention projects being funded and, because the total amount of funding did not change, that resulted in fewer projects being funded overall.</p>						
<p><b>The data:</b> Results for this measure are based on internal records and reports received from funding partners, such as the National Crime Prevention Centre and the B.C. Crime Prevention Association. The data are accurate and reliable.</p>						

<sup>1</sup> Community Accountability Programs are community-based restorative justice programs designed to divert low-risk offenders from the traditional justice system, while holding offenders accountable for their actions and repairing relationships harmed by criminal behaviour.

In addition to the above measures, the ministry is undertaking tracking victimization rates as an indicator of the safety of individuals in their homes and communities. Derived from victimization surveys, victimization rates are estimates of levels of violent and property victimization based on personal accounts of criminal victimization incidents, whether reported to the police or not. It is anticipated that the ministry will begin reporting on this measure in fiscal year 2006/07.<sup>11</sup>

## Goal 2: Public safety is enhanced

A second goal of the ministry is enhanced public safety through protective and regulatory programs delivered by the B.C. Coroners Service, the Provincial Emergency Program, the Policing and Community Safety Branch, the Office of the Superintendent of Motor Vehicles, the Office of the Fire Commissioner, the Gaming Policy and Enforcement Branch and the Liquor Control and Licensing Branch.

<sup>11</sup> Victimization rates are conventionally reported as the number of victimizations per 1,000 persons or per 1,000 households. Using rates rather than counts takes into account the size of the population at risk for victimization. This allows for accurate comparisons of groups of differing sizes as well as changes in populations over time. Ignoring these differences in populations by examining counts alone can lead to erroneous conclusions about changes in vulnerability.

**Core Business Area: B.C. Coroners Service**

**Objective 2.1: Coroners' reports and Judgments of Inquiry based on current, consistent and timely information**

To most effectively improve public safety and assist the public, coroners' cases must be completed in a timely manner and be based on current and consistent information. Key strategies include: hiring new staff to address increasing caseload volumes; enhancing reporting structures; redesigning the Coroners Case Management System (T.O.S.C.A.); providing ongoing training to all coroners; providing coroners with electronic access to field investigation protocols; and conducting a feasibility study on development of a Centre for Excellence for Forensic Sciences.

**Core Business Area: Provincial Emergency Program**

**Objective 2.2: Minimized loss of life and economic impact from disasters and emergencies**

Key strategies to reduce harm caused by disasters and emergencies include: providing leadership to the provincial emergency structure during emergencies and disasters; improving capacity to prepare for, respond to and recover from emergencies and disasters, including implementation of the Filmon recommendations resulting from the 'Firestorm 2003' review; and assisting local governments and First Nations communities in preparing for emergencies and disasters through technical support, training and education.

**Core Business Areas: Policing and Community Safety Branch and the Office of the Superintendent of Motor Vehicles**

**Objective 2.3: Increased road safety through a long-term strategic road safety plan and enhanced road safety enforcement**

British Columbia endorses the Road Safety Vision 2010, a national plan developed under the auspices of the Canadian Council of Motor Transport Administrators and supported by all levels of government. The ministry has engaged partners and stakeholders, including I.C.B.C., the Ministry of Transportation, and the R.C.M.P., in developing a long-term road safety plan for the province, which will include a broad range of initiatives to assist in achieving provincial and national targets. The road safety plan will form the basis of the provincial government's efforts to reduce serious injury and fatality collisions.

In addition, the ministry entered into a five-year agreement with I.C.B.C. in 2003 to fund the Enhanced Road Safety Enforcement Initiative, which includes Integrated Road Safety Units, the Intersection Safety Camera Program and Automated Licence Plate Recognition.

### **Core Business Area: Office of the Fire Commissioner**

#### **Objective 2.4: Promotion of fire prevention, life safety and property protection programs**

Key to achieving this objective is the development and maintenance of strong working relationships with local governments, fire service organizations and other jurisdictions. The Office of the Fire Commissioner has re-committed to enhancing its partnership relations with key stakeholder groups to identify and fill a number of service gaps, to achieve higher levels of coordination between local fire departments, and to inform amendments to the *Fire Services Act*.<sup>12</sup>

### **Core Business Area: Gaming Policy and Enforcement**

#### **Objective 2.5: Reduced incidence of illegal gambling**

A key strategy in reducing the incidence of illegal gambling is fully implementing the Illegal Gambling Enforcement Strategy, including:

- determining the extent of illegal gambling in the province;
- enhancing working relationships with the R.C.M.P. and other law enforcement agencies to better identify and prosecute offenders;
- creating a coordinated, strategic public education campaign on licence requirements, types of permitted gaming, and consequences of illegal gambling; and,
- implementing a policy framework for Internet gaming.

### **Core Business Area: Liquor Control and Licensing**

#### **Objective 2.6: Improved industry cooperation to reduce problems associated with liquor misuse**

Liquor industry members have a legal responsibility to minimize harm to their customers and to any individual or community affected by the consumption of liquor in their establishments. Key strategies designed to improve industry cooperation to reduce problems associated with liquor misuse include: creating tools to identify high-risk establishments in consultation with local governments, police, schools and licensees; targeting resources on high-risk establishments and focusing inspections and investigations on service to minors, over-service, overcrowding and illicit alcohol; strengthening server training components related to avoidance of service to minors and over-service; and streamlining enforcement processes.

---

<sup>12</sup> Key stakeholders of the Office of the Fire Commissioner include the Union of B.C. Municipalities and the Fire Service Government Liaison Group, which represents: Fire Chiefs Association of British Columbia; Fire Prevention Officers Association of British Columbia; Volunteer Fire Fighters Association of British Columbia; British Columbia Training Officers Association; and British Columbia Professional Fire Fighters Association.

## Performance Measures

Performance Measure	2002/03 Actual	2003/04 Actual	2004/05 Actual	2005/06 Target	2005/06 Actual	2005/06 Variance
Percentage of Coroners' files completed within four months	65%	70%	69%	80%	70% (estimate)	Target not met
<p><b>Why the measure is important:</b> This measure indicates the timeliness of Coroners' investigations. To most effectively improve public safety, these investigations must be completed in a timely manner.</p>						
<p><b>What the results mean:</b> The B.C. Coroners Service endeavors to complete at least 80 per cent of investigations within a four-month timeframe. Currently, they are completing approximately 70 per cent of investigations within this timeframe. With the considerable increase in its staff complement, the B.C. Coroners Service is committed to meeting future investigation targets.</p>						
<p><b>The data:</b> The source of data for this measure is the Coroners Case Management System. Results are calculated by measuring the duration from the date the case coroner is notified to the date on which the file is closed at the Regional Office.</p> <p>Data accuracy cannot be confirmed at this time as the B.C. Coroners Service recently implemented a new electronic database and reporting system and refinements are still under way.</p>						

Performance Measure	2002/03 Actual	2003/04 Actual	2004/05 Actual	2005/06 Target	2005/06 Actual	2005/06 Variance
Rate of traffic fatalities and injuries per 100,000 population	11.3 fatalities; 708.6 injuries	10.6 fatalities; 739.8 injuries	10.2 fatalities; 694.3 injuries	Not established <sup>1</sup>	To be determined	Not applicable
<p><b>Why the measure is important:</b> A key measure of road user safety is the rate of traffic fatalities and injuries per 100,000 population. As well as resulting in loss of life, motor vehicle collisions have a significant impact on society in terms of quality of life, placing demands on medical services, insurance, police and municipal services, incurring legal and court costs, and affecting income and productivity.</p>						
<p><b>What the results mean:</b> Results are intended to demonstrate trends in road user safety in the province over time. Results for 2005 will not be available until fall 2006 when all police accident forms have been submitted to I.C.B.C. and the data have been verified against Coroner's data where required.</p>						
<p><b>The data:</b> Data for the measure are obtained from I.C.B.C. and are based on police-reported accidents. I.C.B.C. data are reported by calendar year, rather than by fiscal year.</p> <p>I.C.B.C. collision data are collected by police and individual reports may be subject to errors, depending on how accurately the officer completes the collision report form. As policing priorities do not allow them to attend all accidents, I.C.B.C. estimates that collision report forms may not include up to 20 per cent of injured victims.</p>						

<sup>1</sup> As this measure has been newly developed, a target had not been established for 2005.

Performance Measure	2002/03 Actual	2003/04 Actual	2004/05 Actual	2005/06 Target	2005/06 Actual	2005/06 Variance
Percentage of inspected liquor licensees in compliance <sup>1</sup>	79%	81%	93%	94%	94%	Target met
<p><b>Why the measure is important:</b> The level of voluntary compliance indicates the level at which liquor licensees understand and are willing to cooperate with the liquor regulatory framework. An increase in voluntary compliance in such areas as avoidance of over-service and service to minors may also indicate that liquor misuse is decreasing, leading to increased public safety for British Columbians.</p>						
<p><b>What the results mean:</b> Results reveal a consistently high level of understanding and compliance with liquor regulations and licence terms and conditions by industry. A high compliance rate also likely indicates good relationships and effective communication between licensees and the ministry.</p>						
<p><b>The data:</b> The data for this measure are drawn from the branch's P.O.S.S.E. database and are based on records of inspections and contravention notices issued. The data are accurate and reliable.</p>						

<sup>1</sup> For increased clarity, the wording of this measure has been revised since publication of the *Ministry of Public Safety and Solicitor General 2005/06–2007/08 Service Plan Update, September 2005*.

Performance Measure	2002/03 Actual	2003/04 Actual	2004/05 Actual	2005/06 Target	2005/06 Actual	2005/06 Variance
Incidence of illegal gambling	Not available	Not available	Not available	Establish baseline	469 complaints received	Target met
<p><b>Why the measure is important:</b> Each report of real or suspected illegal gambling results in an investigation, with the objective of protecting the integrity of gaming and enhancing public safety.</p>						
<p><b>What the results mean:</b> Year-over-year reductions in these numbers will provide an indication of the success of the Illegal Gambling Strategy, the goal of which is to reduce illegal gambling in the province over the long term.</p>						
<p><b>The data:</b> The ministry has fully tracked reported incidents of illegal gambling in the province since late 2004, concurrent with the startup of the Integrated Illegal Gaming Enforcement Team. These data do not measure the total amount of illegal gambling in the province, as there is no way to measure unreported (hence unknown) illegal gambling that takes place.</p>						

In addition to the above performance measures, the ministry is currently developing two new measures linked to the goal of enhanced public safety.

The ministry is undertaking monitoring the percentage of communities that have achieved an essential level of emergency preparedness. Community preparedness is a significant outcome supported by the Provincial Emergency Program and an indicator of public safety in the province.<sup>13</sup>

<sup>13</sup> While this measure remains under development, it can now be reported that 98 per cent of local authorities in the province (municipalities and regional districts) have the services of an Emergency Program Coordinator. Some communities have a Deputy and others are currently hiring. In future, we can expect this number to fluctuate depending upon continued financial and training support of these programs.

The ministry is also developing a measure of stakeholder satisfaction with the Office of the Fire Commissioner. The office provides advice, information and services to over 400 fire departments, and it is critical to measure its effectiveness in supporting those departments, their communities and the thousands of fire fighters throughout the province.

It is anticipated that the ministry will begin reporting on these measures in fiscal year 2006/07.

### **Goal 3: Regulatory programs safeguard public interests**

The ministry also strives to ensure that public interests are safeguarded through regulatory programs delivered through Policing and Community Safety, Gaming Policy and Enforcement, Liquor Control and Licensing, and the Film Classification Office.

#### **Core Business Area: Policing and Community Safety**

##### **Objective 3.1: Regulation of the private security industry**

Key strategies linked to the objective of effectively regulating the private security industry include conducting inspections of private security agencies, and continuing consultation on enhanced legislation governing the private security industry.

While a large segment of the industry is covered under the current *Private Investigators and Security Agencies Act*, there are areas that remain unregulated. The ministry is reviewing the legislation to determine how the protection of public interests can best be enhanced.

#### **Core Business Area: Gaming Policy and Enforcement**

##### **Objective 3.2: A comprehensive regulatory framework for gaming**

It is in the public interest that gaming be conducted within a strong regulatory framework that balances economic activity with the responsible management and delivery of gaming. Key strategies linked to that objective include:

- evaluating grant and licensing policies, including the effectiveness of community organizations' access to gaming revenue;
- developing and implementing a coordinated, proactive strategy to oversee B.C. Lottery Corporation's Internet gaming system, including equipment standards, registration and audit features;
- continuing to develop, implement and enforce public interest standards;
- fully implementing an audit and compliance framework that includes allocating resources based on sound risk management principles, monitoring B.C. Lottery Corporation's compliance with provincial requirements regarding the conduct and management of commercial gaming, auditing licensed gaming events and use of gaming proceeds, and sharing information and delivering educational programs to clients to increase compliance with gaming legislation and policies; and,



- further developing the branch's Access to Information Policy to enhance public accountability and reporting.

**Objective 3.3: Responsible gambling practices are encouraged through the Responsible Gambling Strategy**

The continued development and implementation of the Responsible Gambling Strategy is designed to expand on current programs and services to reduce the harmful impacts of excessive gambling and encourage responsible gambling practices and healthy choices.

Key strategies include:

- increasing emphasis and efforts in prevention, research and evaluation, and enhancing client-centred delivery of provincewide problem gambling services;
- fully developing the Partnership for Responsible Gambling by coordinating activities of local governments, service providers and other major stakeholders, and reviewing service delivery and contract management of provincewide problem gambling treatment and prevention services; and,
- increasing public awareness of the responsible gambling initiatives and treatment services available to those with a gambling problem, including developing and implementing a school-based educational resource.

**Core Business Area: Liquor Control and Licensing**

**Objective 3.4: Local governments actively participate in providing input regarding new Liquor-Primary applications**

The ministry works with communities to ensure that new Liquor-Primary licences issued reflect public interests. Key strategies include: providing local governments/First Nations with community health indicators to facilitate more effective assessment of licence applications; setting terms and conditions for hours, size and entertainment that are consistent with community standards; and streamlining licensing processes. The branch continues to look at ways to streamline licensing processes to allow resources to be focused on providing local governments/First Nations with the information they need to effectively review and provide input on licensing applications.

**Core Business Area: Executive and Support Services**

**Objective 3.5: Streamlined film classification services across Canada**

Key strategies linked to the objective of streamlined film classification services include: recommending standard classification for presentation to provincial ministers; working with other provinces and the industry to develop enabling legislation and/or regulations to recognize common classification standards and enable consolidation of services; and developing contracts to consolidate services and eliminate overlap.



## Performance Measures

Performance Measure	2002/03 Actual	2003/04 Actual	2004/05 Actual	2005/06 Target	2005/06 Actual	2005/06 Variance
Percentage of audited gaming funds recipients in compliance	Data not available	70%	76%	80%	80%	Target met
<b>Why the measure is important:</b> Audits of organizations receiving gaming funds promote voluntary compliance, the proper use of these proceeds and the financial accountability of the organizations benefiting from them.						
<b>What the results mean:</b> Results indicate that the Charitable Gaming Compliance Enhancement Program is working as intended, resulting in a significant increase in compliance in its first two years of operation.						
<b>The data:</b> The ministry has tracked community organization audits since April 2003, monitoring the number of audits conducted and instances of non-compliance. The data are accurate and reliable.						

Performance Measure	2002/03 Actual	2003/04 Actual	2004/05 Actual	2005/06 Target	2005/06 Actual	2005/06 Variance
Achievement of milestones in implementing the Responsible Gambling Strategy	Full program review undertaken	Responsible Gambling Strategy delivery framework developed and initiated; Advertising and marketing standards implemented; Responsible Gambling Website launched	Operational plan developed; Problem gambling media campaign undertaken; Social and economic impact of gambling research undertaken; Responsible Gambling Standards drafted	Service providers and municipalities collaborate in Partnership for Responsible Gambling; <sup>1</sup> Media campaign promoting awareness of Responsible Gambling Services	Partial implementation of Partnership for Responsible Gambling (work is ongoing through 2006/07); Targeted youth awareness media campaign completed	Target met
<b>Why the measure is important:</b> The ministry is committed to educating the public on responsible gambling initiatives, as well as to informing problem gamblers, and those affected by problem gambling, of the programs and services available to them.						
<b>What the results mean:</b> Results indicate successful collaboration with municipalities and service providers in implementing several projects in 2005/06. The youth-focused media campaign increased awareness of problem gambling services across British Columbia. Work on new and multi-year projects continues.						
<b>The data:</b> Milestones in program implementation are tracked using branch project records. The data are accurate and reliable.						

<sup>1</sup> Initiatives include: Responsible Gambling Information Centres at two Lower Mainland casinos; development of a youth resource for the City of Richmond and service providers; Lower Mainland Social/Economic Casino Impact Study; and Appropriate Response Training for gaming workers.

Performance Measure	2002/03 Actual	2003/04 Actual	2004/05 Actual	2005/06 Target	2005/06 Actual	2005/06 Variance
Time to acquire a Liquor-Primary licence	5 months	6.5 months	5.9 months	5 months	5.2 months	Target not met
<p><b>Why the measure is important:</b> The time to acquire a Liquor-Primary licence is tracked to indicate the ministry's capacity to serve applicants. However, there are factors beyond the ministry's control that influence the time spent to issue a licence, such as the complexity of the application and the turnaround time required for requesting and receiving additional documents and information from applicants and other sources.</p>						
<p><b>What the results mean:</b> The results indicate that Liquor-Primary processing times have been steadily decreasing since 2003/04 and that steps taken to streamline licensing processes are having the desired effects. Although the average processing time target established for 2005/06 was not met, this was primarily due to a significant increase in the number of applications from existing Liquor-Primary establishments to relocate to a new address. These applications go through a similar process to new applications and take staff time away from new applications. In addition, there has also been an increase in the number of requests from licensees for privileges not permitted by policy. These have to be assessed to determine whether they should be approved.</p>						
<p><b>The data:</b> The source of data for this measure is the P.O.S.S.E. database which tracks each step of the licensing process. The data are accurate and reliable.</p> <p>Licensing time is the total in-branch time measured from when an application is deemed complete to when the licence is issued. Targets and results do not include applications where applicant suitability issues have been identified and additional investigation time is required.</p>						

In addition to the above performance measures, the ministry is undertaking research to assess public confidence in the regulation and management of gaming. A high degree of public confidence will indicate that the gaming industry is operating in compliance with provincial legislation and policies, and that the ministry's activities in this area effectively meet citizens' expectations.

Data for this measure will be collected by the ministry through a survey of British Columbians. It is anticipated that the ministry will begin reporting on this measure in fiscal year 2006/07.

## Deregulation

The ministry continues to support the government initiative to cut red tape and reduce the regulatory burden. In fiscal year 2005/06, the ministry focused on the quality of regulations, and was attentive to the criteria set out in the Regulatory Reform Policy. The ministry also decreased the number of regulatory requirements by three per cent, surpassing the target of a zero per cent increase previously established for the year.

# Report on Resources 2005/06

The following Resource Summary presents expenditures and resources for 2005/06 by core business area. In addition to the core business areas already discussed in this report, several other accounts are included to make the Report on Resources consistent with the Public Accounts.

## 2005/06 Resource Summary by Core Business Areas

	Estimated <sup>1</sup>	Other Authorizations <sup>2</sup>	Total Estimated	Actual	Variance (actual minus total estimated)
<b>Operating Expenses (\$000)</b>					
<b>Corrections</b> .....	181,048	3,900 <sup>3</sup>	184,948	184,919	(29) <sup>4</sup>
<b>Policing and Community Safety<sup>5</sup></b> .....	281,846	44,300 <sup>6</sup>	326,146	327,500	1,354 <sup>7</sup>
<b>Provincial Emergency Program</b> .....	6,096		6,096	7,193	1,097 <sup>8</sup>
<b>Office of the Superintendent of Motor Vehicles</b> .....	8,223		8,223	5,772	(2,451) <sup>9</sup>
<b>Office of the Fire Commissioner</b> .....	2,294		2,294	2,351	57 <sup>10</sup>
<b>Gaming Policy and Enforcement</b> .....	14,606		14,606	15,147	541 <sup>11</sup>
<b>Liquor Control and Licensing</b> .....	1		1	0 <sup>12</sup>	(1)
<b>Executive and Support Services<sup>13</sup></b> .....	6,108	653 <sup>14</sup>	6,761	6,126	(635) <sup>15</sup>
<b>Emergency Program Act<sup>16</sup></b> .....	15,628	14,000 <sup>17</sup>	29,628	27,006	(2,622) <sup>18</sup>
<b>Statutory Services<sup>19</sup></b> .....	8,890	(542) <sup>20</sup>	8,348	7,768	(580) <sup>21</sup>
<b>Adjustment</b> .....			0	(6,181)	(6,181) <sup>22</sup>
<b>Total</b> .....	<b>524,740</b>	<b>62,311</b>	<b>587,051</b>	<b>577,601</b>	<b>(9,450)</b>

	Estimated <sup>1</sup>	Other Authorizations <sup>2</sup>	Total Estimated	Actual	Variance (actual minus total estimated)
<b>Full-time Equivalents (Direct F.T.E.s)</b>					
<b>Corrections</b> .....	1,796		1,796	1,726	(70) <sup>23</sup>
<b>Policing and Community Safety</b> .....	205		205	207	2
<b>Provincial Emergency Program</b> .....	73		73	67	(6) <sup>24</sup>
<b>Office of the Superintendent of Motor Vehicles</b> .....	66		66	62	(4)
<b>Office of the Fire Commissioner</b> .....	25		25	21	(4)
<b>Gaming Policy and Enforcement</b> .....	116		116	112	(4)
<b>Liquor Control and Licensing</b> .....	104		104	98	(6) <sup>25</sup>
<b>Executive and Support Services</b> .....	62		62	52	(10) <sup>26</sup>
<b>Emergency Program Act</b> .....	0		0	2	2
<b>Total</b> .....	<b>2,447</b>		<b>2,447</b>	<b>2,347</b>	<b>(100)</b>

	Estimated <sup>1</sup>	Other Authorizations <sup>2</sup>	Total Estimated	Actual	Variance (actual minus total estimated)
<b>Ministry Capital Expenditures (Consolidated Revenue Fund) (\$000)</b>					
<b>Corrections</b> .....	2,776		2,776	2,933	157
<b>Policing and Community Safety</b> .....	1,214		1,214	872	(342) <sup>27</sup>
<b>Provincial Emergency Program</b> .....	0		0	76	76
<b>Office of the Superintendent of Motor Vehicles</b> .....	494		494	214	(280) <sup>28</sup>
<b>Office of the Fire Commissioner</b> .....	250		250	98	(152)
<b>Gaming Policy and Enforcement</b> .....	370		370	3	(367) <sup>29</sup>
<b>Liquor Control and Licensing</b> .....	1,150		1,150	583	(567) <sup>30</sup>
<b>Executive and Support Services</b> .....	250		250	39	(211) <sup>31</sup>
<b>Statutory Services</b> .....	93		93	24	(69)
<b>Adjustment</b> .....	0		0	(430)	(430) <sup>32</sup>
<b>Total</b> .....	<b>6,597</b>		<b>6,597</b>	<b>4,412</b>	<b>(2,185)</b>
<b>Other Financing Transactions (\$000)</b>					
<b>Gaming Policy and Enforcement</b>					
Receipts .....	456		456	389	(67)
Disbursements .....					
Net Cash Source (Requirements) .....					
<b>Total Receipts</b> .....	<b>456</b>		<b>456</b>	<b>389</b>	<b>(67)</b>
<b>Total Disbursements</b> .....					
<b>Total Net Cash Source (Requirements)</b> .....	<b>456</b>		<b>456</b>	<b>389</b>	<b>(67)</b>

<sup>1</sup> The "Estimated" amount corresponds to the *Estimates* as presented to the Legislative Assembly on September 14, 2005.

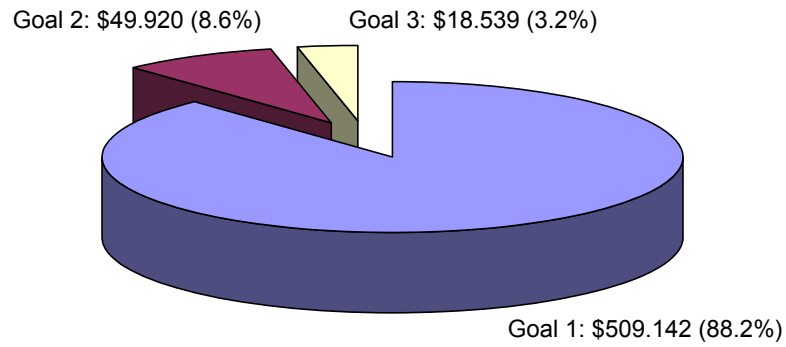
<sup>2</sup> "Other Authorizations" include additional allocations under Supplementary Estimates, Statutory Appropriations, and *Contingencies (All Ministries) and New Programs*.




<sup>3</sup> Other Authorizations of \$3,900,000 is from *Contingencies (All Ministries) and New Programs*, and is due to higher inmate count and related costs.

<sup>4</sup> Favourable variance of \$28,596 was the result of minor program savings.

- <sup>5</sup> In 2005/06, Policing and Community Safety included the B.C. Coroners Service. The B.C. Coroners Service was established as a separate core business area as of April 1, 2006.
- <sup>6</sup> Other Authorizations of \$44,300,000 is from *Contingencies (All Ministries) and New Programs* and includes \$2,300,000 (Police Services), \$1,000,000 (B.C. Coroners Service), and \$41,000,000 (Victim Services and Community Programs).
- <sup>7</sup> Unfavourable variance of \$1,353,875 is primarily due to a \$1,100,000 Police Services grant payment to PRIMECorp, and \$257,765 increase in B.C. Coroners Service autopsy and body transport costs.
- <sup>8</sup> Unfavourable variance of \$1,096,684 is primarily due to Filmon recommendations and costs for Tsunami Integrated Preparedness.
- <sup>9</sup> Favourable variance of \$2,451,164 is primarily due to a delay in the Driver Fitness Assessment Program and lower-than-anticipated costs in the Responsible Driver Program.
- <sup>10</sup> Unfavourable variance of \$56,832 is due to minor program costs.
- <sup>11</sup> Unfavourable variance of \$540,799 is due to an increase in clients seeking problem gambling counseling services and the need for additional contracted counselors in various communities.
- <sup>12</sup> This core business area is self-financing, with its operating expenses recovered from liquor licensing applications and fees. For financial reporting, operating expenses are shown as zero.
- <sup>13</sup> This business area consists of the offices of the Minister and Deputy Minister, the Corporate Policy and Planning Office, and various agencies, boards and commissions, including salaries, benefits and allowances and operating expenditures.
- <sup>14</sup> Other Authorizations of \$653,264 is from *Contingencies (All Ministries) and New Programs*, due to an increase in employee benefit costs.
- <sup>15</sup> Favourable variance of \$635,247 is primarily due to savings in the Minister's Office and the Corporate Policy and Planning Office.
- <sup>16</sup> The *Emergency Program Act* provides for response to and recovery from emergencies and disasters, and for hazard mitigation initiatives.
- <sup>17</sup> Other Authorizations of \$14,000,000 is from *Contingencies (All Ministries) and New Programs*, due primarily to completion of prior year event disaster recovery work.
- <sup>18</sup> Favourable variance of \$2,621,885 is primarily due to excess Contingencies funding for recovery costs of some 2003–2006 disaster events.
- <sup>19</sup> Statutory Services encompasses the Forfeited Crime Proceeds Fund Special Account, the Inmate Work Program Special Account, and the *Victims of Crime Act* Special Account.
- <sup>20</sup> Inter-account transfer of \$542,471 to Inmate Work Program Special Account to eliminate cross-ministry transactions in the Inmate Work Program.
- <sup>21</sup> Favourable variance of \$579,678 is primarily due to reduced activity in the Inmate Work Program Special Account.
- <sup>22</sup> Adjustment of prior year's accrual is due to a reversal of estimated liabilities under the *Emergency Program Act*.
- <sup>23</sup> Favourable variance of 70 F.T.E.s is due to unfunded F.T.E.s in the budget.
- <sup>24</sup> Favourable variance of 6 F.T.E.s is due to a delay in hiring, however, by year end the program was fully staffed at 73.
- <sup>25</sup> Favourable variance of 6 F.T.E.s is due to unfunded F.T.E.s in the budget.
- <sup>26</sup> Favourable variance of 10 F.T.E.s is due to unallocated F.T.E.s.
- <sup>27</sup> Favourable variance of \$342,290 is primarily due to a delay in a B.C. Coroners Service systems development project.
- <sup>28</sup> Favourable variance of \$280,125 is primarily due to a delay in a systems development project.
- <sup>29</sup> Favourable variance of \$366,970 is primarily due to a delay in systems development and a cancelled systems project.
- <sup>30</sup> Favourable variance of \$567,443 is primarily due to a delay in systems development projects.
- <sup>31</sup> Favourable variance of \$211,380 is primarily due to a managed reduction in spending.
- <sup>32</sup> Adjustment related to program transfer of Commercial Vehicle Safety and Enforcement to the Ministry of Transportation and transfer of the Residential Tenancy Office to the Ministry of Forests and Range in September, 2005.

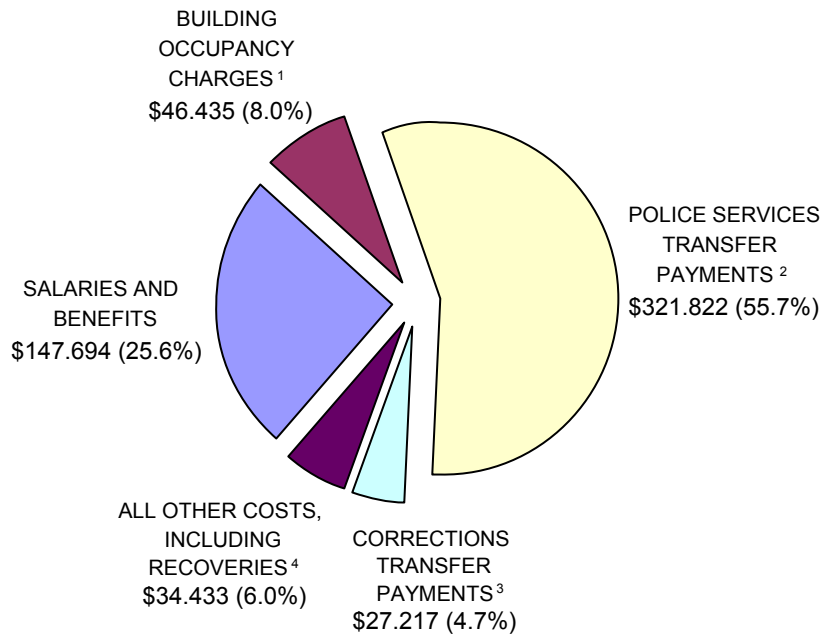
**2005/06 Resource Allocation by Service Plan Goals**  
**Total = \$577.601**  
**(millions)**



- |   |   |
|---|---|
|    | Goal 1: Citizens and communities are protected from crime |
|   | Goal 2: Public safety is enhanced                         |
|  | Goal 3: Regulatory programs safeguard public interests    |



**Expenditures for 2005/06 by Expenditure Type**  
**Total = \$577.601**  
**(millions)**



<sup>1</sup> Cost of space occupied by the ministry, including correctional facilities.

<sup>2</sup> Includes R.C.M.P. policing costs in the province.

<sup>3</sup> Includes costs related to correctional facilities and probation services.

<sup>4</sup> All remaining costs, such as asset amortization, contracted expenditures and transfers to external parties, less payments received from the federal government and other parties external to the ministry for various program costs.

## Appendix A: Discontinued Performance Measures

The performance measures reported here are measures that the ministry has discontinued tracking for purposes of the ministry's service plans and annual reports. Measures are discontinued and new measures developed in the ministry's ongoing efforts to improve on its performance management systems.

Performance Measure	2002/03 Actual	2003/04 Actual	2004/05 Actual	2005/06 Target	2005/06 Actual	2005/06 Variance
Percentage of risk/needs assessments completed	88%	88%	87%	95%	87%	Target not met

Performance Measure	2002/03 Actual	2003/04 Actual	2004/05 Actual	2005/06 Target	2005/06 Actual	2005/06 Variance
Number of new policing initiatives and integration projects	4 projects initiated	Total of 9 projects initiated and 4 completed	Total of 12 projects initiated and 6 completed	Total of 16 projects initiated and 9 completed	Total of 16 projects initiated and 9 completed	Target met

Performance Measure	2002/03 Actual	2003/04 Actual	2004/05 Actual	2005/06 Target	2005/06 Actual	2005/06 Variance
Number of business days for criminal record checks to be completed	Not available	Not available	7 business days in 95% of cases	9 business days in 95% of cases	9 business days in 95% of cases	Target met

Performance Measure	2002/03 Actual	2003/04 Actual	2004/05 Actual	2005/06 Target	2005/06 Actual	2005/06 Variance
Total number of Community Accountability Program start-up grants awarded since program implementation	76	89	97	Not established	98	Not applicable

Performance Measure	2002/03 Actual	2003/04 Actual	2004/05 Actual	2005/06 Target	2005/06 Actual	2005/06 Variance
Percentage increase in the number of victims, family members and others who receive victim services	Not available	Not available	Not available	Not established	Not available	Not applicable

Performance Measure	2002/03 Actual	2003/04 Actual	2004/05 Actual	2005/06 Target	2005/06 Actual	2005/06 Variance
Number of Temporary Emergency Assignment Management System members ready for deployment	120	110	120	120	120	Target met

Performance Measure	2002/03 Actual	2003/04 Actual	2004/05 Actual	2005/06 Target	2005/06 Actual	2005/06 Variance
Achievement in milestones in developing and implementing an inter-agency road safety plan	Initial planning commences	Planning continued with internal consultations	Draft framework completed; Stakeholder input received and reviewed	Plan adopted	Draft terms of reference developed; consultations continued	Target not met

Performance Measure	2002/03 Actual	2003/04 Actual	2004/05 Actual	2005/06 Target	2005/06 Actual	2005/06 Variance
Number of Local Assistants to the Fire Commissioner receiving training during the year	Not available	Not available	300	500	500 (estimate) <sup>1</sup>	Target met

<sup>1</sup> An actual for this measure is not available as not all training provided to LAFCs is delivered by the Office of the Fire Commissioner.

Performance Measure	2002/03 Actual	2003/04 Actual	2004/05 Actual	2005/06 Target	2005/06 Actual	2005/06 Variance
Number of partnership projects established by the Office of the Fire Commissioner with local governments and other jurisdictions and organizations	Not available	Not available	10	15	15	Target met

Performance Measure	2002/03 Actual	2003/04 Actual	2004/05 Actual	2005/06 Target	2005/06 Actual	2005/06 Variance
Time to reach a liquor license enforcement decision or waiver	171 days	81 days <sup>1</sup>	76 days <sup>2</sup>	90 days	88 days	Target exceeded

<sup>1</sup> Prior to 2003/04, this measure was based on the average time it took to provide a written hearing decision following the initial Notice of Enforcement Action. The measure was then subsequently revised to include waivers to more accurately reflect the enforcement process. This change significantly affected the result for 2003/04, as Notices of Enforcement Action leading to waivers are generally much quicker to conclude than are those leading to hearing decisions.

<sup>2</sup> The actual for 2004/05 varied from the estimate of 90 days largely due to ongoing contract management efforts to ensure that performance targets established for adjudicators are met; however, subsequent year targets were not revised as they remained challenging for the branch to meet due to external factors.

Performance Measure	2002/03 Actual	2003/04 Actual	2004/05 Actual	2005/06 Target	2005/06 Actual	2005/06 Variance
Number of security industry inspections	Not available	Not available	625	600	757	Target exceeded

Performance Measure	2002/03 Actual	2003/04 Actual	2004/05 Actual	2005/06 Target	2005/06 Actual	2005/06 Variance
Percentage of gaming funds recipients audited	Not available	12%	11% [584 audits]	9% [508 audits]	10% [580 audits]	Target exceeded

Performance Measure	2002/03 Actual	2003/04 Actual	2004/05 Actual	2005/06 Target	2005/06 Actual	2005/06 Variance
Percentage of local governments/ First Nations providing input regarding new liquor-primary applications	Not available	Not available	93% <sup>1</sup>	80%	83%	Target exceeded

<sup>1</sup> The actual for 2004/05 exceeded the target of 75 per cent, indicating that the ministry's relationship with local governments/ First Nations in this area is strong and that effective communication is taking place; however, subsequent year targets were not revised as they remained challenging due to external factors. The local governments who are opting out of the consultation process are small communities and regional districts that do not typically receive many liquor licence applications and do not have the staff to deal with them.

Performance Measure	2002/03 Actual	2003/04 Actual	2004/05 Actual	2005/06 Target	2005/06 Actual	2005/06 Variance
Achievement of milestones in changes to film and video classification regulations	Not applicable	Not applicable	Legislation amended to allow “designated classification agency” and repealed <i>Video Games Act</i>	Pilot adult video classification for other provinces	Pilot adult video classification project delayed pending outcome of judicial review in another province	Target not met

## Appendix B: Legislation

The acts for which the Ministry of Public Safety and Solicitor General is responsible are as follows:

- *Attorney General Act* (ss. 2 (e), 5 and 6 as they relate to the powers, duties and functions of the Minister of Public Safety and the Solicitor General)
- *British Columbia Neurotrauma Fund Contribution Act*
- *Business Practices and Consumer Protection Act*
- *Business Practices and Consumer Protection Authority Act*
- *Commercial Transport Act* (ss. 2, 6, 7, 10, 13; and ss. 1, 4, 5, 8, 9, 11, 12 and 14, insofar as those provisions relate to affairs of the Insurance Corporation of British Columbia)
- *Consumer Protection Act*
- *Coroners Act*
- *Correction Act*
- *Cost of Consumer Credit Disclosure Act*
- *Cremation, Interment and Funeral Services Act*
- *Crime Victim Assistance Act*
- *Criminal Injury Compensation Act*
- *Criminal Records Review Act*
- *Emergency Communications Corporations Act*
- *Emergency Program Act*
- *Fire Services Act* (insofar as it relates to the portfolio of the Minister)
- *Firearm Act*
- *Fireworks Act*
- *Flood Relief Act*
- *Food Donor Encouragement Act*
- *Gaming Control Act*
- *Guide Animal Act*
- *Insurance Corporation Act* (Part 1)
- *Insurance (Motor Vehicle) Act*
- *Liquor Control and Licensing Act*
- *Liquor Distribution Act*
- *Ministry of Consumer and Corporate Affairs Act* (ss. 3 and 4 (a) in relation to Consumer Affairs; s. 4 (b) – (d))
- *Motion Picture Act*
- *Motor Dealer Act*

- *Motor Vehicle Act* (ss. 2 to 17.1, 18–25.1, 26, 26.1, 27–28.3, 29–65, 67–72, 74, 77, 79–81, 82.1, 83.2–90.4, 91–93.2, 94–94.6, 95–97.1, 98–104.95, 105, 105.1–105.95, 106–116, 117–118.92, 182.1, 184, 211.1, 215–215.4, 218.1, 221, 222, 224–236, and 241–248; and ss. 1, 66, 73, 75, 76, 78, 82, 83, 210, 211 and 220 insofar as those provisions relate to affairs of the Office of the Superintendent of Motor Vehicles; and ss. 1, 66, 73, 75, 76, 78, 82, 83, 83.1, 183, 210, 211, 220 and 238 insofar as those provisions relate to affairs of the Insurance Corporation of British Columbia)
- *Parental Responsibility Act*
- *Parole Act*
- *Police Act*
- *Private Investigators and Security Agencies Act*
- *Sale of Goods Act*
- *Senior Citizen Automobile Insurance Grant Act*
- *Sex Offender Registry Act*
- *Special Accounts Appropriation and Control Act* (ss. 7 and 10 (2) (a) and (b))
- *Victims of Crime Act*