



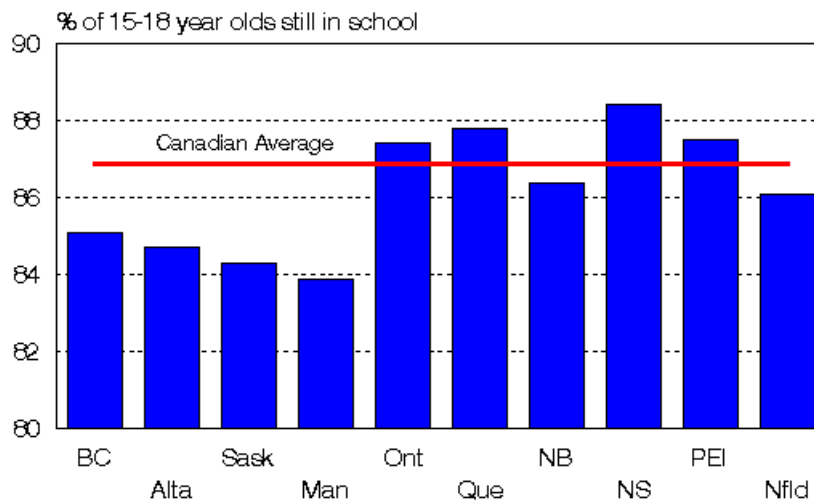
Census 91 Fast Facts

Issue 34: School Attendance

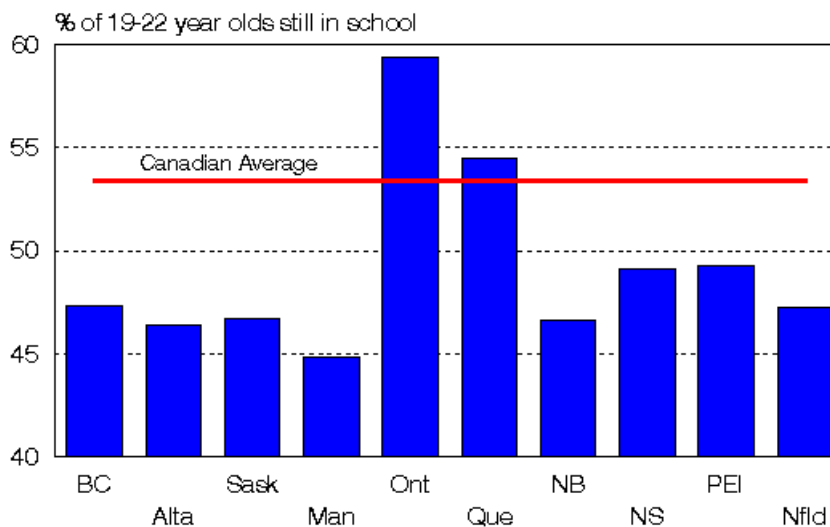
Produced by: Labour and Social Statistics Section

- In British Columbia, 85 per cent of 15 to 18 year olds had attended school in the 1990/91 school year. This was below the Canadian average of 87 per cent and only the Prairie provinces had lower school attendance in this age group.

Young people are more inclined to stay in school in the eastern provinces...

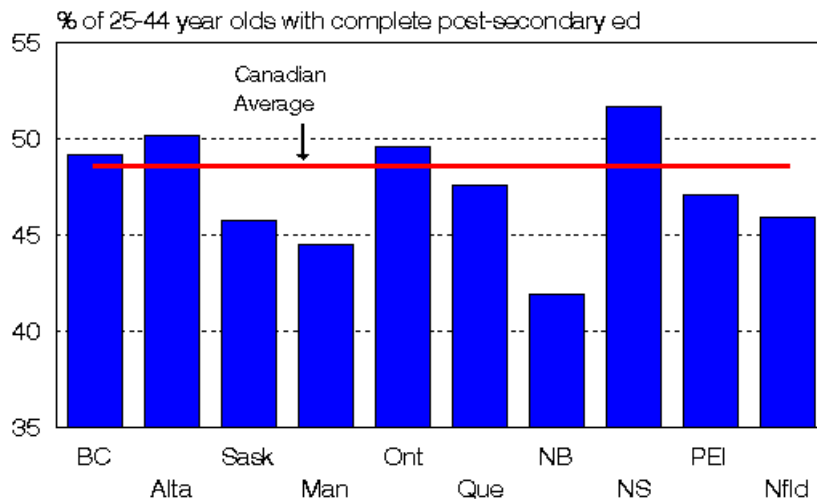


Young people are more inclined to stay in school in the eastern provinces...
...particularly at the post-secondary level



- This trend was even more evident among those between the ages of 19 and 22. Only 47 per cent of British Columbians in this age group were attending school, compared to 53 per cent of Canadians.
- The pattern was reversed in the over-22 age groups, where British Columbia was second only to Ontario and Quebec in terms of school attendance, and may reflect a higher percentage of graduate students in this province. However, for the total population 15 and over, British Columbia was still below the Canadian average.
- Despite the lower overall levels of school attendance, the proportion of people in the province with a post-secondary certificate, diploma or degree exceeded the national average.
- This indicates that people who move to British Columbia from other provinces may tend to have a fairly high level of educational attainment, or that historically, the province's school attendance was relatively higher. If the latter is true, it is likely that British Columbia's average level of educational attainment, compared to the rest of Canada, will drop in the future.

Despite the relatively low school attendance in BC, the education attainment is above the Canadian average



School Attendance by Age and Sex, British Columbia

Age Group	% of Population Attending School		
	Male	Female	Total
15	90.2	91.5	90.8
16	89.1	89.2	89.1
17	85.6	86.9	86.2
18	74.2	74.5	74.4
15-18	84.8	85.4	85.1
19	56.6	59.2	57.9
20	47.0	53.4	50.0
21	42.5	45.1	43.8
22	37.6	38.0	37.8
19-22	45.8	48.8	47.3
23	32.2	32.9	32.6
24	27.2	27.0	27.1
25	22.7	22.7	22.7
26	20.0	19.7	19.9
23-26	25.4	25.3	25.3
27-39	12.0	14.8	13.4
40-64	4.1	6.8	5.4
65+	0.7	0.7	0.7

Source: 1991 Census of Canada

School Attendance by Age Group and Province

	Age Group					
	Age 15-18	Age 19-22	Age 23-26	Age 27-39	Age 40-64	Age 65+
BC	85.1	47.3	25.3	13.4	5.4	0.7
Alta	84.7	46.4	24.1	12.8	5.0	0.7
Sask	84.3	46.7	20.6	11.0	3.7	0.4
Man	83.9	44.8	23.3	11.9	4.6	0.5
Ont	88.0	59.4	26.7	13.6	5.7	0.9
Que	87.8	54.5	26.6	14.3	5.6	0.8
NB	86.4	46.6	18.6	9.2	3.6	0.4
NS	88.4	49.1	18.5	8.6	3.0	0.4
PEI	87.5	49.3	16.2	7.5	3.9	0.4
Nfld	86.1	47.2	21.4	9.0	2.8	0.4
Canada	86.9	53.4	25.3	13.1	5.3	0.8

Source: 1991 Census of Canada