



BC **Forest Safety** Council
Unsafe is Unacceptable

REMEMBER!

BE PREPARED

USE YOUR SEATBELT

DRIVE WITH YOUR LIGHTS ON

STAY ALERT

DRIVE AT A SAFE SPEED

OBEY ALL ROAD SIGNS

YIELD TO ONCOMING INDUSTRIAL TRAFFIC

WATCH OUT FOR SWEEPERS

DON'T HAUL A TRAVEL TRAILER

DON'T TRUST YOUR CB

DON'T BLOCK THE ROAD

WATCH OUT FOR ROAD DAMAGE

USE YOUR ASHTRAY

REPORT VANDALISM

ABOUT USING SNOWMOBILES AND ATVS ON FOREST SERVICE ROADS

No matter where you use your all-terrain vehicle (ATV) or snowmobile, it's likely you will be travelling on a Forest Service road at some point.

It is important to know the rules around the use of ATVs and snowmobiles on forest roads. An ATV may be used on a Forest Service road at any time unless the road is posted with a sign restricting use. An ATV operator must hold a valid driver's licence and carry a minimum of \$200,000 third-party liability insurance. Remember, safety helmets are mandatory when operating two- and three-wheeled ATVs.

Snowmobiles may use a Forest Service road during winter, provided that the road has not been snowplowed and is not fit for travel by vehicles other than snowmobiles. Snowmobilers using unplowed Forest Service roads should be aware that cross-country skiers may also be using the road.



WATCH OUT FOR ROAD DAMAGE

Forest roads are not maintained to the same degree as public highways. Wash-outs, slides and fallen trees can occur at any time, meaning that these risks may not be identified with signs and you may not have warning of the hazard. At times when flooding or slides occur, it is not always possible to make speedy repairs and to erect appropriate warning signs.

Watch out for road damage. If you encounter a problem, please report it to the responsible forest company or nearest B.C. Forest Service office as quickly as possible.

DON'T BLOCK THE ROAD

Logging trucks take up a lot of room and forest roads are built for their use. It is essential that logging trucks and firefighting equipment be able to use the roads without delay. Don't stop on the road surface to sight-see or hunt. If you do stop, park well off the road.

USE YOUR ASHTRAY

Every year, half of all forest fires in B.C. are caused by people. Smoking materials and sparks from vehicles, including hot exhaust systems, can easily start a devastating forest fire. Use your ashtray, respect campfire bans, and pay attention to fire danger ratings.

FOR MORE INFORMATION

ROAD REPORTS

Some Ministry of Forests and Range district offices may provide road condition reports on their websites. Find district web sites online at www.for.gov.bc.ca/mof/regdis.htm/.

MAPS

To access government maps online, see <http://maps.gov.bc.ca/>.

For forest recreation maps, contact Queen's Printer at <http://publications.gov.bc.ca/>.

Local forest companies may also have maps of their logging roads and recreation facilities available. Contact them directly.


REPORT VIOLATIONS

To report environmental and road-use violations, please call the Ministry of Forests and Range district office nearest you. Find a list of district offices online at www.for.gov.bc.ca/mof/regdis.htm/.

Or call Enquiry B.C. at 1-800-663-7867 to be connected to the correct office.

Forest Roads

GUIDE FOR SAFE TRAVEL



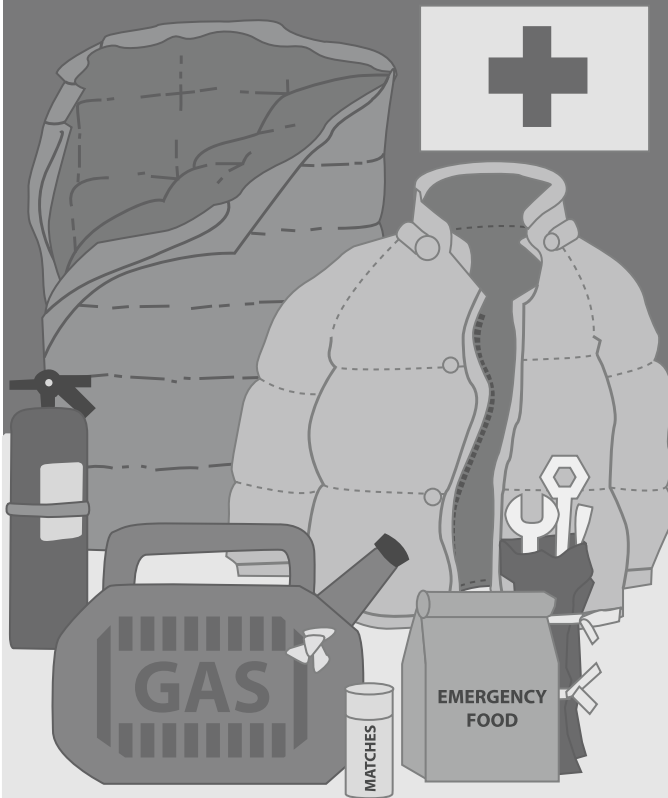
BRITISH COLUMBIA
www.gov.bc.ca

BEFORE YOU GO

Forest road users must be prepared for emergencies; there are no hospitals, restaurants, telephone booths or gas stations. Plan your trip before you leave. Be sure to take the following:

- emergency food and water
- navigational/communication aids (maps, compass, charts, and fully charged GPS, cellular phone, hand held radio)
- fire extinguisher
- extra fuel
- first aid kit
- warm clothing
- matches in waterproof container
- sleeping bags
- a tool kit
- a shovel.

Before you go, let someone know where you're heading and when you expect to return. If you do get lost or stranded, stay with your vehicle. It will provide shelter until help arrives, and generally, rescuers can find it more quickly than they can an individual in the woods.



The forest road network in British Columbia provides access to back country areas throughout the province. Today, thousands of kilometres of roads link British Columbians and tourists alike to parks, recreation sites and public forest lands.

These roads were constructed to develop and protect B.C.'s forest resources. They are still primarily used by industrial vehicles, such as logging trucks and other heavy vehicles. Consequently, those who use forest roads must be aware of the potential dangers and always drive safely.

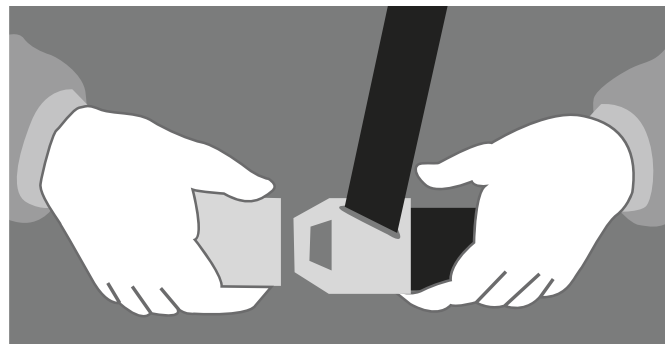
Roads that are not actively being used for timber harvesting may be maintained to a wilderness standard, or deactivated. Expect rough surfaces, potholes and cross ditches. Roads may be closed or deactivated for safety or environmental reasons.

SAFE DRIVING TIPS

Always use caution when travelling on forest roads. Active logging roads may have restricted or no access. Obey all signs.

BUCKLE UP

Use seatbelts while travelling on forest roads.



STAY ALERT

Forest roads are not built to the same standards as public highways. For example, they often have sharp, blind corners and narrow sections. All drivers must be prepared to react to unexpected conditions and to be able to stop safely. For your own sake, stay alert and always be ready to take evasive action. Remember, dust means traffic.

TURN YOUR LIGHTS ON

Day or night, the more visible you are, the better your chances of avoiding trouble. Use your lights at all times.

DRIVE AT A SAFE SPEED

Since most forest roads are not posted with speed limit signs, it's the responsibility of the driver to travel at speeds that reflect road conditions. Where there are posted signs, you must obey them. You should always use caution and expect the unexpected. You must be able to stop safely in any emergency or in encountering unforeseen obstructions.

OBEY ALL ROAD SIGNS

On forest roads, signs warn drivers of known hazards along the road, and provide special driving instructions. Obey these signs for your own safety. Remember that not all hazards are signed. Road conditions can change rapidly because of weather, use, and other factors. Do not expect the same level of warning signage as on public highways.

YIELD TO INDUSTRIAL TRAFFIC

Logging trucks use all or most of the road width because of their size. This can pose a challenge for oncoming traffic since forest roads are often single lane or a lane-and-a-half wide, and bridges are almost always single-lane. Please give logging trucks and other industrial traffic the right-of-way. Due to their size, they just can't manoeuvre the way personal vehicles can.

Loaded logging trucks definitely have the right-of-weight! When you see a logging truck or any other heavy equipment coming, get to a turnout and let the oncoming vehicle pass by. You may find turnouts on either side of the road – whichever side it's on, get to it and wait until it is safe to proceed. Remember that in winter, road conditions may be very slippery. Allow extra time and space for equipment to pass.

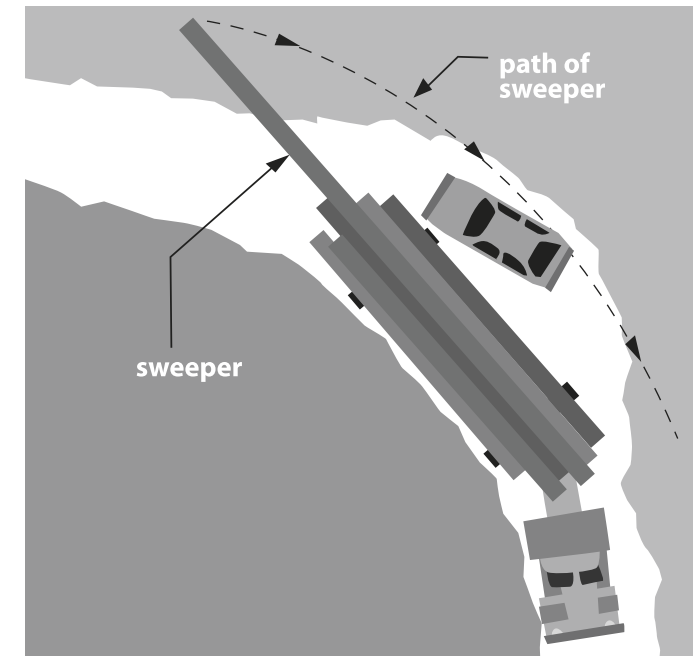
DON'T TRUST YOUR CB

On busy forest roads, drivers of logging trucks, other forest company vehicles and B.C. Forest Service vehicles use radios to communicate with each other. Keep a look out for road signs that indicate the VHF radio frequency that is being used. Your CB radio will not pick up the same frequency, so don't rely on it for identifying the presence of other vehicles.

Where possible, follow logging company or B.C. Forest Service vehicles. When they move into turnouts, follow them. Do not match the speed of empty logging trucks – these drivers know the road and will move much faster than you safely can, so do not try to keep up with them. In all situations, drive with extreme caution.

WATCH OUT FOR SWEEPERS

Sweepers are very long logs that are sometimes hauled by logging trucks. They can hang over the back of the trailer by as much as six metres! On a steep road with tight curves, a sweeper could literally sweep a car off the road. That's why on some left-turning curves, you may see a sign asking you to drive on the left-hand side. Being on the left will keep you out of the sweeper's way. If you round a corner and find an immobile logging truck, you should stop. When it is clear to go, or when the driver waves you on, proceed with caution – even a sweeper that isn't moving can be dangerous.



REPORT VANDALISM AND REPORT FOREST CRIMES

Forest road signs are sometimes the target of vandalism. Such behaviour is unacceptable because the signs are in place to ensure the safety of all road users. If you see a damaged sign, please report it to the nearest company or Forest Service office. Everyone has a stake in helping keep public forest lands healthy. Report suspicious activities and environmental damage to local authorities.

DON'T HAUL A TRAVEL TRAILER

Taking travel trailers on steep, rough, isolated and infrequently used roads can be dangerous. Loaded logging rigs can not back up on steep grades so it is best to avoid the use of trailers on these roads.