



BRITISH  
COLUMBIA

---

2003  
SATISFACTION SURVEY

TECHNICAL REPORT

Ministry of Education

Information Department

**TABLE OF CONTENTS**

<b>Part 1 – Overview .....</b>	<b>1</b>
<b>Part 2 – Changes from Previous Surveys.....</b>	<b>1</b>
2.1 - Changes Made for the 2003 Survey.....	1
2.2 – Electronic Surveying.....	2
<b>Part 3 – Response Rates .....</b>	<b>2</b>
<b>Part 4 – Technical Characteristics.....</b>	<b>3</b>
4.1 - Summary Statistics .....	3
4.2 - Reliability .....	3
4.3 - Validity .....	4
4.4 – Item Mean Scores.....	5
<b>APPENDICES.....</b>	<b>8</b>
<b>Appendix I. Instructions .....</b>	<b>9</b>
<b>Appendix II. Survey Instruments .....</b>	<b>15</b>

## Part 1 – Overview

The British Columbia Ministry of Education established the Provincial Satisfaction Survey as part of ongoing efforts to make the education system more accountable, and to increase the existing information that districts and schools use to evaluate their performance. The Satisfaction Surveys were designed to provide schools, districts, and the public with measures of student, parent, and staff satisfaction in areas such as achievement, human and social development, and safety.

Seven questionnaires were finalized for the 2003 provincial satisfaction survey – one for each respondent group including grades 3, 4, 7, 10, 12, parents and staff; copies of the final questionnaires can be found in Appendix II. Results of the satisfaction surveys were reported on three levels: the provincial, district, and school levels (complete reports can be found on the Ministry of Education website at [www.bced.gov.bc.ca/sat\\_survey/](http://www.bced.gov.bc.ca/sat_survey/)).

The purpose of this report is to document the technical characteristics of the 2003 Provincial Satisfaction Survey.

## Part 2 – Changes from Previous Surveys

### 2.1 - Changes Made for the 2003 Survey

- The survey population was expanded to include grade three students if a school did not enroll grade four students
- Electronic surveying was implemented in twenty-four school districts (see section 2.2 for more information about electronic surveying)
- Three new questions were added to the student questionnaires:
  - “Do adults in the school treat all students fairly?”
  - “Can you do just about anything you really set your mind to?”
  - “Are you of Aboriginal ancestry (First Nations, Inuit, Metis)?”<sup>1</sup>
- Elementary and secondary parent surveys were combined into one instrument
- Parent surveys were translated into fourteen languages; these translated surveys could be downloaded from the Ministry of Education website<sup>2</sup>
- Two new questions were added to the parent questionnaires:
  - “Are you satisfied that staff treat all students fairly at school?”
  - “Are you of Aboriginal ancestry (First Nations, Inuit, Metis)?”
- One new question was added to the staff questionnaires:
  - “Can students at your school do just about anything they really set their mind to?”

---

<sup>1</sup> The question about Aboriginal ancestry was added in 2003 to acquire data that is consistent with Provincial data collection initiatives.

<sup>2</sup> Parent surveys in languages other than English were returned through their children’s school.

## 2.2 – Electronic Surveying

During the fall of 2002, five school districts participated in a pilot project to test the effectiveness of electronic surveying: Cowichan Valley, Langley, Peace River North, Quesnel, and Vancouver. These districts were chosen due to variability in their technological environment and their geographic diversity. Districts were given some financial resources to cover costs associated with the electronic survey administration. Students in grades 3, 6, 9, and 11, their parents, and staff from schools in these districts participated in the pilot study.

The objective of the pilot was to determine if electronic surveying could be easily and efficiently implemented and managed by school districts. It showed that, given an appropriate level of technology present at the school site, electronic surveying was quick and efficient. Based on these results, the Ministry affirmed that electronic surveying was a viable method of data collection, and electronic surveying was incorporated into the 2003 survey process.

In 2003, participation in the electronic survey option was voluntary, and was offered at the district level, although schools within districts that opted for electronic surveying were able to receive print copies if they preferred. In all, twenty-four school districts opted to participate in electronic surveying; however, schools within these districts participated in electronic surveying to varying degrees. Eight districts chose to use electronic surveying with students and staff only, opting to provide paper copies for parents to fill out and return. Six districts administered electronic surveying to all response groups, and the remaining ten districts employed a combination of electronic and printed materials that varied from school to school.

Sixteen districts chose to go with the A. Willock Information Systems survey system. Other survey systems used included Raosoft, Problem Free, and First Class, as well as several in-house designs. Schools that opted to use electronic surveying returned their survey responses directly to the Ministry of Education in the form of electronic text files. All electronic data was returned by March 5, 2003, as most were completed well within the survey dates recommended by the Ministry of Education.

## **Part 3 – Response Rates**

In total, 410,722 individual surveys were distributed (in electronic and paper formats) and 234,374 surveys were completed, returned, and included in the analysis. Provincial participation

rates ranged from 16% for secondary parents to 90% for grade 3/4<sup>3</sup> students (see Table 1). The average participation rate across all respondent groups for the province was 57%.

Table 1: Survey Response Rates

<b>Respondent Group</b>	<b>Number Distributed</b>	<b>Number Received</b>	<b>Participation Rates</b>
Grade 3/4	43,911	39,698	90%
Grade 7	46,460	40,958	88%
Grade 10	47,799	33,844	71%
Grade 12	48,515	29,023	60%
Elementary Parents	91,153	51,957	57%
Secondary Parents	95,519	15,283	16%
Staff	37,365	23,611	63%
<b>TOTAL</b>	<b>410,722</b>	<b>234,374</b>	<b>57%</b>

## Part 4 – Technical Characteristics

### 4.1 - Summary Statistics

The average mean on each questionnaire ranged from 3.347 to 4.300 out of a possible 5. Table 2 presents the average mean and standard deviation on each survey instrument.

Table 2: Survey Summary Statistics

<b>Respondent Group</b>	<b>Avg. Mean</b>	<b>Avg. Standard Deviation</b>
Grade 3/4	4.300	0.472
Grade 7	3.949	0.580
Grade 10	3.428	0.621
Grade 12	3.347	0.598
Elementary Parents	3.842	0.564
Secondary Parents	3.464	0.637
Staff	4.200	0.464

### 4.2 - Reliability

The internal consistency of questionnaires or tests is an index of the extent to which the items *hold together* in the sense that if a participant responds in one way to a particular item, they would also tend to respond similarly to other items in the instrument. Internal consistency, or reliability, can be estimated by determining the correlations among survey responses (see

<sup>3</sup> Data for grades three and four were combined for most analyses.

Table 3). The conventional index of reliability is termed alpha ( $\alpha$ ) and can vary in value from a minimum of 0.0 to a maximum of 1.0.

Table 3: Internal Consistency Estimates<sup>a</sup> for Survey Questionnaires

Respondent Group	$\alpha$	N <sub>respondents</sub>	N <sub>items</sub>
Grade 3/4	0.84	36,480	19
Grade 7	0.88	37,071	20
Grade 10	0.89	30,323	23
Grade 12	0.88	26,334	23
Elementary Parents	0.90	43,272	23
Secondary Parents	0.92	12,581	25
Staff	0.92	17,298	23

<sup>a</sup>Cronbach's alpha -  $\alpha$

In classical test theory, it is characteristic that alpha is related to the number of items in an instrument, and this is the case with these data with the 19-item Grade 3/4 instruments having slightly lower alphas than the lengthier questionnaires.

For the purposes of reporting to schools and districts, similar questions were grouped and analyzed in the categories of achievement, human and social development, school environment, safety, and preparation for the future. The reliability for each category is presented in Table 4. Two other categories were reported from single questions (computers and physical activity), therefore no reliability statistics were necessary or feasible.

Table 4: Survey Reliability<sup>a</sup> by Category

	Achievement		Human & Social Development		School Environment		Safety		Preparation for Future	
	N <sub>item</sub>	$\alpha$	N <sub>item</sub>	$\alpha$	N <sub>item</sub>	$\alpha$	N <sub>item</sub>	$\alpha$	N <sub>item</sub>	$\alpha$
<b>Grade 3/4 Students</b>	4	0.59	6	0.68	5	0.72	2	0.42	N/A <sup>b</sup>	N/A <sup>b</sup>
<b>Grade 7 Students</b>	4	0.69	6	0.75	6	0.79	2	0.49	N/A <sup>b</sup>	N/A <sup>b</sup>
<b>Grade 10 Students</b>	4	0.69	6	0.75	7	0.80	2	0.50	2	0.83
<b>Grade 12 Students</b>	4	0.65	6	0.74	7	0.79	2	0.52	2	0.81
<b>Elementary Parents</b>	4	0.83	4	0.74	10	0.82	3	0.59	N/A <sup>b</sup>	N/A <sup>b</sup>
<b>Secondary Parents</b>	4	0.82	4	0.75	10	0.85	3	0.58	2	0.88
<b>Staff</b>	2	0.56	3	0.59	15	0.90	2	0.65	N/A <sup>b</sup>	N/A <sup>b</sup>

<sup>a</sup>Cronbach's alpha -  $\alpha$

<sup>b</sup>N/A means there were no questions for that category and respondent group.

### 4.3 - Validity

A principal components analysis (PCA) was used to determine whether the survey instruments could be empirically identified as measuring a common “satisfaction” factor. The unrotated PCA resulted in fairly significant dominant factors with a significant proportion of the

variance (27.51% to 39.51%) accounted for by a single factor (see Table 5). The scree plots revealed a single dominant factor in all cases.<sup>4</sup>

Table 5: Principal Components Analysis (PCA) (Unrotated Solution)

	<b>% Variation Accounted by Factor One</b>
<b>Grade 3/4 Students</b>	27.51%
<b>Grade 7 Students</b>	33.62%
<b>Grade 10 Students</b>	32.84%
<b>Grade 12 Students</b>	30.77%
<b>Elementary Parents</b>	38.49%
<b>Secondary Parents</b>	39.51%
<b>Staff</b>	37.44%

Most items in the surveys for each grade loaded significantly on factor one, suggesting that they are measuring a single construct. There were three questions that did not load on factor one: “At school, are you bullied, teased, or picked on?” did not load on any of the factor analyses; “At school, do you get exercise?” did not load on factor one for the grade 12 questionnaire; and “Do you volunteer at your child’s school” did not load for either elementary or secondary parents.

#### 4.4 – Item Mean Scores

The questionnaires were analyzed using conventional item analysis. The item mean scores are summarized in this section. The full output for the item analysis for each item by each respondent group are attached in Appendix III.

Tables 6, 7, and 8 list the item mean scores for each respondent group. The item mean score is the average value of all responses made to that particular item. The maximum value (except where otherwise noted) is 5; the respondent interprets this as representing a positive view of satisfaction. The closer the item mean score is to 5, the more positive are the overall responses for that group. A value of 3 could be considered as the midpoint of the scale.

<sup>4</sup> For a more detailed description of the survey’s underlying structure, please refer to the 2002 Satisfaction Survey Technical Report, which can be found at [www.bced.gov.bc.ca/sat\\_survey](http://www.bced.gov.bc.ca/sat_survey).

Table 6: Item Mean Scores - Student Questionnaires

Item <sup>a</sup>	Mean Score			
	Grade 3/4	Grade 7	Grade 10	Grade 12
1. Do you like school?	3.99	3.44	3.09	3.18
2. Do you like what you learn?	4.03	3.47	3.22	3.29
3. Do you try your best at school?	4.60	4.21	3.76	3.74
4. Do adults treat all students fairly?	4.20	3.66	3.25	3.30
5. Do teachers help with schoolwork?	4.37	4.33	3.83	3.88
6. Getting better at reading?	4.48	4.15	3.64	3.60
7. Getting better at writing?	4.22	4.08	3.70	3.72
8. Getting better at math?	4.39	4.06	3.52	3.18
9. Getting better at using computers?	4.22	3.74	3.05	2.95
10. Do you get exercise?	4.43	4.33	3.88	2.66
11. Learning about being a leader?	4.16	3.82	3.17	3.17
12. Care for the environment?	4.42	3.83	2.92	2.93
13. Respect those who are different?	4.58	4.40	4.18	4.23
14. Learn about other cultures?	4.06	3.90	3.33	3.19
15. Learn about getting along?	4.30	3.84	3.15	3.13
16. Do you feel safe at school?	4.36	4.11	3.80	3.90
17. Are you bullied or teased? <sup>b</sup>	4.03	4.10	4.17	4.24
18. Do teachers care about you?	4.55	3.98	3.11	3.28
19. Do anything you set your mind to?	4.04	3.99	3.82	3.88
20. Aware of goals for improvement? <sup>c</sup>	N/A	3.70	2.89	2.73
21. Satisfied with program choices? <sup>d</sup>	N/A	N/A	3.27	3.26
22. Satisfied with job preparation? <sup>d</sup>	N/A	N/A	3.36	3.05
23. Satisfied with preparation for post-sec.? <sup>d</sup>	N/A	N/A	3.56	3.40

<sup>a</sup>. These items are paraphrased. See Appendix for complete survey questionnaires and exact question wording.

<sup>b</sup>. This item was reverse-scaled in that a score of five means “at no time” and a score of 1 means “all of the time”

<sup>c</sup>. This item is not included in the grade 3 or 4 surveys.

<sup>d</sup>. This item is included only on grade 10 and 12 surveys.

Table 7: Item Mean Scores - Parent Questionnaires

Item <sup>a</sup>	Mean Score	
	Elementary Parents	Secondary Parents
1. Satisfied with child's learning?	3.99	3.77
2. Do adults treat all students fairly?	4.02	3.68
3. Do teachers help with schoolwork?	4.09	3.70
4. Satisfied with child's reading?	3.99	3.82
5. Satisfied with child's writing?	3.75	3.65
6. Satisfied with child's math skills?	3.85	3.55
7. Satisfied with child's computer skills?	3.73	3.55
8. Does child get exercise?	4.18	3.52
9. Learning about being a leader?	3.38	3.17
10. Care for the environment?	3.91	3.26
11. Respect those who are different?	3.96	3.62
12. Learn about other cultures?	3.93	3.47
13. Child feels safe at school?	4.29	4.04
14. Child bullied or teased? <sup>b</sup>	3.96	4.17
15. Rule enforced consistently?	3.95	3.55
16. Do teachers care about your child?	4.25	3.70
17. Feel welcome at school?	4.40	4.03
18. School tells you how child is doing?	3.96	3.60
19. Included in decisions?	3.38	3.00



20. Given opportunities for involvement?	3.68	3.24
21. Volunteer at school?	2.61	2.00
22. Satisfied with program choices?	3.83	3.57
23. Aware of goals for improvement?	3.41	2.94
24. Satisfied with job preparation? <sup>c</sup>	N/A	3.26
25. Satisfied with preparation for post-sec? <sup>c</sup>	N/A	3.44

<sup>a</sup> Items are paraphrased – see appendix for full copy of survey questionnaires.

<sup>b</sup> This item was reverse-scaled in that a score of 5 means ‘at no time’, a score of 1 means ‘all of the time’.

<sup>c</sup> Items 24 & 25 were in the questionnaires for Secondary Parents only.

Table 8: Item Mean Scores – Staff Questionnaires

Item <sup>a</sup>	Mean Score
1. Satisfied with academic performance?	3.75
2. All students expected to do well?	4.46
3. Satisfied with students’ computer skills?	3.76
4. Satisfied with human and social development?	3.83
5. School welcome and include all students?	4.66
6. School safe place to work and learn?	4.47
7. Rules enforced consistently?	4.00
8. Do staff care about students?	4.64
9. Work hard to maintain relationships with parents?	4.42
10. School has a positive climate?	4.31
11. Can students do anything they set their minds to?	3.95
12. Physical condition of school welcoming?	4.10
13. Students’ progress regularly assessed?	4.55
14. Parents involved in decisions?	4.05
15. School welcomes parents’ input?	4.24
16. School welcomes parents’ participation?	4.41
17. Do you have input in decisions?	3.94
18. Assessment used in instructional planning?	4.11
19. Do teachers collaborate?	3.81
20. Ongoing professional development?	4.26
21. School provides programs to meet students’ needs?	3.98
22. Teachers strive to improve instruction?	4.40
23. Aware of goals for improvement?	4.39

<sup>a</sup> Items are paraphrased – see appendix for full copy of survey questionnaires.

# **APPENDICES**

# Appendix I. Instructions

## Instructions for Principals

The primary objective of the Satisfaction Survey is to provide information that will support discussions about improving student achievement at each school. The survey gathers perceptions from students, parents, and staff on areas including achievement, human and social development, and safety. The information collected by the survey will help schools, school districts, and the Ministry set goals and establish priorities for future school years.

Please encourage the fullest possible participation in the survey. The more completely your school is represented, the more useful the information will be. Your local PAC can help you achieve this goal.

If your school is completing paper surveys, **please keep the box** the survey materials came in. You will need to package and return the completed surveys to BC Mail Plus using the courier return waybill supplied to you.

### Paper-based Administration:

#### Parent Surveys:

- Surveys are to be sent home with students in Grades 4, 7, 10, and 12.
- Schools with no Grade 4 students will send the survey home with Grade 3 students.
- Parents must return the survey to the school **NO LATER THAN February 14, 2003**.
- Translations are available in 14 languages on the Internet at: [www.bced.gov.bc.ca/sat\\_survey/](http://www.bced.gov.bc.ca/sat_survey/)

#### Student Surveys:

- Surveys are to be completed by all Grade 4, 7, 10, and 12 students. Schools with no Grade 4 students will administer the survey to Grade 3 students.
- Students will take approximately 5 to 10 minutes to complete the survey. Students should not collaborate with others or discuss their responses during administration of the survey.
- Instructions to be read to the Grade 3 or 4 students (and higher grades at the discretion of administrators) are included. In field tests, it was found that instructions are generally not necessary after Grade 4.
- In the interest of confidentiality, someone other than students' regular teacher should administer the surveys. At a minimum a student should collect the completed surveys.

#### Staff Surveys:

- Please ask each staff member to complete the survey.
- Please ask CUPE and BCTF staff to return their surveys to a staff representative.
- The staff representative should seal returned surveys into the envelope provided and place it in the return box provided (this is the same box to be used for parent and student surveys).

***The Ministry must receive all completed paper surveys NO LATER THAN February 21, 2003.***

### Electronic Administration:

- If your district opted for electronic surveying, your district office will have received administration instructions.
- In the interest of confidentiality, someone other than students' regular teacher should administer surveys (for example, a lab instructor).
- Students should not collaborate with others or discuss their responses during survey administration.
- The use of student Personal Education Numbers (PENs) as IDs or passwords diminishes the anonymous nature of the survey and is not recommended by the Ministry.

The Ministry must receive compiled survey data NO LATER THAN March 5, 2003.

Thank you for your assistance with the survey. If you have questions or need assistance, please contact:

#### **Nancy Walt**

Tel: (250) 356-0519

E-mail: [Nancy.Walt@gems4.gov.bc.ca](mailto:Nancy.Walt@gems4.gov.bc.ca)

#### **Alex Mann**

Tel: (250) 356-2581

E-mail: [Alex.Mann@gems2.gov.bc.ca](mailto:Alex.Mann@gems2.gov.bc.ca)

## Instructions for Administering the Survey

### Instructions for Administrators (Electronic Survey):

The Satisfaction Surveys consist of between 21 and 25 questions. The surveys take about 5 to 10 minutes to complete. Thank you for helping your students to complete these surveys.

In the interest of confidentiality, someone other than students' regular teacher should administer surveys (for example, a lab instructor). Students should not collaborate with others or discuss their responses during survey administration.

### **Instructions for Students in Grade 3 and 4 (and higher at the discretion of administrators):**

Please read each question aloud while the students follow along and select their answers on the computer screen.

#### **Script:**

Can anyone tell me what a survey is? A survey is a group of questions to find out what you think. It's NOT like a test because there are no right or wrong answers. When answering this survey, I want you to look only at your own computer screen. The best answer is how YOU feel. It is really important that you think about the questions and give honest answers.

Now I would like you to look at the survey.

Let's talk about the choices you have. To the right of each sample question you'll see a set of dots that you can select to answer each survey question. Look for the sets of words "All of the time", "Many times", "Some times", "Few times", and "At no time" at the top of the survey. Do you see them? The answer dots are lined up underneath each set of words.

There is also a shaded bar with each set of words. Above "All of the time" is a fully shaded bar, sort of like a full glass of juice. This would be the response you would choose for something that you have done every day at school this year. As you move from left to right, the bar becomes emptier, so that the bar above "At no time" is completely empty. This is the answer you would choose for something you have never done at school this year. When you answer a question, you select **one** of the dots beside that question.

Let's think of an example. How about "Do you eat carrots?" Well, I don't eat carrots every day (so I wouldn't choose "All of the time"), but I might eat carrots, either in a salad or cooked, every other week. I usually have some carrots in the fridge. So I would select the dot to the right of the question for "Some times".

- If you eat carrots every day, what dot would you select? (*All of the time*)
- If you eat carrots a few times a week, what dot would you select? (*Many times*)
- If you eat carrots a few times a month, what dot would you select? (*Some times*)
- If you eat carrots a few times a year, what dot would you select? (*Few times*)
- If you never eat carrots, what dot would you select? (*At no time*)

Please think about this school year only when you answer the questions. Do you have any questions?

So now we are ready. Let's begin.

[Read each question out loud. After each question, please check that everyone is in the right place. Review the rating scale as often as necessary.]

1. Do you like school?  
Please fill in the dot for your answer. Now move down to question 2.  
[Check that everyone is in the right place, then read next question out loud.]
2. Do you like what you are learning at school?  
Please fill in the dot for your answer. Now move down to question 3.
3. Do you try to do your best at school?  
Please fill in the dot for your answer. Now move down to question 4.
4. Do adults in the school treat all students fairly?  
Please fill in the dot for your answer. Now move down to question 5.
5. Do your teachers help you with your schoolwork when you need it?  
Please fill in the dot for your answer. Now move down to question 6.
6. Are you getting better at reading?  
Please fill in the dot for your answer. Now move down to question 7.
7. Are you getting better at writing sentences or stories?  
Please fill in the dot for your answer. Now move down to question 8.
8. Are you getting better at math?  
Please fill in the dot for your answer. Now move down to question 9.
9. At school, are you getting better at using computers?  
Please fill in the dot for your answer. Now move down to question 10.
10. At school, do you get exercise (for example, physical activity or sports)?  
Please fill in the dot for your answer. Now move down to question 11.
11. At school, are you learning to help others or set a good example for others?  
Please fill in the dot for your answer. Now move down to question 12.
12. At school, are you learning to take care of the environment (for example, recycling and not littering)?  
Please fill in the dot for your answer. Now move down to question 13.
13. At school, do you respect people who are different from you (for example, think, act, or look different)?  
Please fill in the dot for your answer. Now move down to question 14.
14. At school, do you learn about other cultures (for example, languages, beliefs, festivals, and traditions)?  
Please fill in the dot for your answer. Now move down to question 15.
15. At school, do you learn about getting along with others?  
Please fill in the dot for your answer. Now move down to question 16.
16. Do you feel safe at school?  
Please fill in the dot for your answer. Now move down to question 17.
17. At school, are you bullied, teased, or picked on?  
Please fill in the dot for your answer. Now move down to question 18.
18. Do your teachers care about you?  
Please fill in the dot for your answer. Now move down to question 19.
19. Can you do just about anything you really set your mind to?  
Please fill in the dot for your answer. Now move down to question 20.
20. Are you a boy or a girl?  
Please fill in the dot for your answer. Now move down to question 21.
21. Are you of Aboriginal ancestry (First Nations, Inuit, Métis,)? Please fill in the dot for your answer.

Instructions for Administrators (Paper Survey):

The Satisfaction Surveys consist of between 21 and 25 questions. The surveys take about 5 to 10 minutes to complete. Thank you for helping your students to complete these surveys.

Please ensure each student has a pencil and then distribute the surveys to your students.

In the interest of confidentiality, someone other than students' regular teacher should administer the surveys. At a minimum a student representative should collect the completed surveys and give them to you to return to the box in the office.

*Instructions for Students in Grade 3 and 4 (and higher at the discretion of administrators):*

Please ensure each student has a pencil and a ruler. Please read each question aloud while the students follow along and mark their answers directly on the questionnaire. Students should use pencils so they can easily change a response. A ruler or straight edge will help them to align each question with the correct response dots.

**Script:**

Can anyone tell me what a survey is? A survey is a group of questions to find out what you think. It's NOT like a test because there are no right or wrong answers. When answering this survey, I want you to look only at your own paper. The best answer is how YOU feel. It is really important that you think about the questions and give honest answers.

Now I would like you to look at the survey.

Let's talk about the choices you have. To the right of each sample question you'll see a set of dots that you can fill in to answer each survey question. Look for the sets of words "All of the time", "Many times", "Some times", "Few times", and "At no time" at the top of the survey. Do you see them? The answer dots are lined up underneath each set of words.

There is also a shaded bar with each set of words. Above "All of the time" is a fully shaded bar, sort of like a full glass of juice. This would be the response you would choose for something that you have done every day at school this year. As you move from left to right, the bar becomes emptier, so that the bar above "At no time" is completely empty. This is the answer you would choose for something you have never done at school this year. When you answer a question, you shade in **one** of the dots beside that question.

Let's think of an example. How about "Do you eat carrots?" Well, I don't eat carrots every day (so I wouldn't choose "All of the time"), but I might eat carrots, either in a salad or cooked, every other week. I usually have some carrots in the fridge. So I would choose the dot to the right of the question for "Some times".

- If you eat carrots every day, what dot would you fill in? (*All of the time*)
- If you eat carrots a few times a week, what dot would you fill in? (*Many times*)
- If you eat carrots a few times a month, what dot would you fill in? (*Some times*)
- If you eat carrots a few times a year, what dot would you fill in? (*Few times*)
- If you never eat carrots, what dot would you fill in? (*At no time*)

Please think about this school year only when you answer the questions, and fill in only one answer for each question. Do you have any questions?

So now we are ready. Let's begin.

[Read each question out loud. After each question, please check that everyone is in the right place. Review the rating scale as often as necessary.]

1. Do you like school?  
Please fill in the dot for your answer. Now move your ruler down so question 2 is showing
2. Do you like what you are learning at school?  
Please fill in the dot for your answer. Now move your ruler down so question 3 is showing.
3. Do you try to do your best at school?  
Please fill in the dot for your answer. Now move your ruler down so question 4 is showing.
4. Do adults in the school treat all students fairly?  
Please fill in the dot for your answer. Now move your ruler down so question 5 is showing.
5. Do your teachers help you with your schoolwork when you need it?  
Please fill in the dot for your answer. Now move your ruler down so question 6 is showing.
6. Are you getting better at reading?  
Please fill in the dot for your answer. Now move your ruler down so question 7 is showing.
7. Are you getting better at writing sentences or stories?  
Please fill in the dot for your answer. Now move your ruler down so question 8 is showing.
8. Are you getting better at math?  
Please fill in the dot for your answer. Now move your ruler down so question 9 is showing.
9. At school, are you getting better at using computers?  
Please fill in the dot for your answer. Now move your ruler down so question 10 is showing.
10. At school, do you get exercise (for example, physical activity or sports)?  
Please fill in the dot for your answer. Now move your ruler down so question 11 is showing.
11. At school, are you learning to help others or set a good example for others?  
Please fill in the dot for your answer. Now move your ruler down so question 12 is showing.
12. At school, are you learning to take care of the environment (for example, recycling and not littering)?  
Please fill in the dot for your answer. Now move your ruler down so question 13 is showing.
13. At school, do you respect people who are different from you (for example, think, act, or look different)?  
Please fill in the dot for your answer. Now move your ruler down so question 14 is showing.
14. At school, do you learn about other cultures (for example, languages, beliefs, festivals, and traditions)?  
Please fill in the dot for your answer. Now move your ruler down so question 15 is showing.
15. At school, do you learn about getting along with others?  
Please fill in the dot for your answer. Now move your ruler down so question 16 is showing.
16. Do you feel safe at school?  
Please fill in the dot for your answer. Now move your ruler down so question 17 is showing.
17. At school, are you bullied, teased, or picked on?  
Please fill in the dot for your answer. Now move your ruler down so question 18 is showing.
18. Do your teachers care about you?  
Please fill in the dot for your answer. Now move your ruler down so question 19 is showing.
19. Can you do just about anything you really set your mind to?  
Please fill in the dot for your answer. Now move your ruler down so question 20 is showing.
20. Are you a boy or a girl?  
Please fill in the dot for your answer. Now move your ruler down so question 21 is showing.
21. Are you of Aboriginal ancestry (First Nations, Inuit, Métis,)? Please fill in the dot for your answer.

## Instructions for Parents

Dear Parent or Guardian:

### **Re: 2003 Provincial Satisfaction Survey**

The *Provincial Satisfaction Survey* provides schools, school districts, and the Ministry of Education with information to improve student achievement. Last year, 53% of elementary parents and 13% of secondary parents participated in the survey. This year we hope to increase parent participation. Your participation is important because the information collected will help schools, school districts, and the Ministry of Education set goals and priorities for future school years.

The Ministry of Education is surveying:

- Students in Grades 4\*, 7, 10, and 12
- Parents of students in these grades
- Staff

Please fill out **one** survey for **each** of your children in Grades 4\*, 7, 10, and 12. Seal the survey in the envelope provided, and return it to your child's school **NO LATER THAN February 14, 2003**.

The survey is available in other languages on the Internet at:  
[www.bced.gov.bc.ca/sat\\_survey](http://www.bced.gov.bc.ca/sat_survey)

Thank you for participating in the *2003 Provincial Satisfaction Survey*. If you have questions or need further assistance, please contact your child's school.

---

\* Grade 3 students and their parents will complete the survey if the school does not have a Grade 4 class.



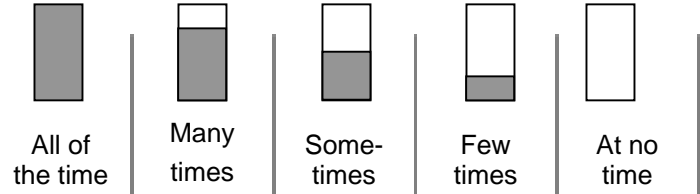
# Appendix II. Survey Instruments



Ministry of  
Education

## STUDENT SURVEY - GRADE 3

- Please read the questions below.
- With a pencil (do not use ink), fill in the circle ● that matches your answer.
- If you make a mistake, please erase it completely and fill in the correct circle.








	All of the time	Many times	Some-times	Few times	At no time	
1. Do you like school?	<input type="radio"/>	<input type="radio"/>	<input type="radio"/>	<input type="radio"/>	<input type="radio"/>	3
2. Do you like what you are learning at school?	<input type="radio"/>	<input type="radio"/>	<input type="radio"/>	<input type="radio"/>	<input type="radio"/>	4
3. Do you try to do your best at school?	<input type="radio"/>	<input type="radio"/>	<input type="radio"/>	<input type="radio"/>	<input type="radio"/>	6
4. Do adults in the school treat all students fairly?	<input type="radio"/>	<input type="radio"/>	<input type="radio"/>	<input type="radio"/>	<input type="radio"/>	N1
5. Do your teachers help you with your schoolwork when you need it?	<input type="radio"/>	<input type="radio"/>	<input type="radio"/>	<input type="radio"/>	<input type="radio"/>	8
6. Are you getting better at reading?	<input type="radio"/>	<input type="radio"/>	<input type="radio"/>	<input type="radio"/>	<input type="radio"/>	9
7. Are you getting better at writing sentences or stories?	<input type="radio"/>	<input type="radio"/>	<input type="radio"/>	<input type="radio"/>	<input type="radio"/>	10
8. Are you getting better at math?	<input type="radio"/>	<input type="radio"/>	<input type="radio"/>	<input type="radio"/>	<input type="radio"/>	11
9. At school, are you getting better at using computers?	<input type="radio"/>	<input type="radio"/>	<input type="radio"/>	<input type="radio"/>	<input type="radio"/>	12
10. At school, do you get exercise (for example, physical activity or sports)?	<input type="radio"/>	<input type="radio"/>	<input type="radio"/>	<input type="radio"/>	<input type="radio"/>	13
11. At school, are you learning to help others or set a good example for others?	<input type="radio"/>	<input type="radio"/>	<input type="radio"/>	<input type="radio"/>	<input type="radio"/>	14
12. At school, are you learning to take care of the environment (for example, recycling and not littering)?	<input type="radio"/>	<input type="radio"/>	<input type="radio"/>	<input type="radio"/>	<input type="radio"/>	16
13. At school, do you respect people who are different from you (for example, think, act, or look different)?	<input type="radio"/>	<input type="radio"/>	<input type="radio"/>	<input type="radio"/>	<input type="radio"/>	18
14. At school, do you learn about other cultures (for example, languages, beliefs, festivals, and traditions)?	<input type="radio"/>	<input type="radio"/>	<input type="radio"/>	<input type="radio"/>	<input type="radio"/>	19
15. At school, do you learn about getting along with others?	<input type="radio"/>	<input type="radio"/>	<input type="radio"/>	<input type="radio"/>	<input type="radio"/>	20
16. Do you feel safe at school?	<input type="radio"/>	<input type="radio"/>	<input type="radio"/>	<input type="radio"/>	<input type="radio"/>	22
17. At school, are you bullied, teased, or picked on?	<input type="radio"/>	<input type="radio"/>	<input type="radio"/>	<input type="radio"/>	<input type="radio"/>	21
18. Do your teachers care about you?	<input type="radio"/>	<input type="radio"/>	<input type="radio"/>	<input type="radio"/>	<input type="radio"/>	26
19. Can you do just about anything you really set your mind to?	<input type="radio"/>	<input type="radio"/>	<input type="radio"/>	<input type="radio"/>	<input type="radio"/>	N2
20. Are you a boy or a girl?	<input type="radio"/> Boy		<input type="radio"/> Girl			44
21. Are you of Aboriginal ancestry (First Nations, Inuit, Métis)?	<input type="radio"/> Yes		<input type="radio"/> No			N3

☺ Thank you for sharing your views! ☺

## STUDENT SURVEY - GRADE 4


- Please read the questions below.
- With a pencil (do not use ink), fill in the circle ● that matches your answer.
- If you make a mistake, please erase it completely and fill in the correct circle.

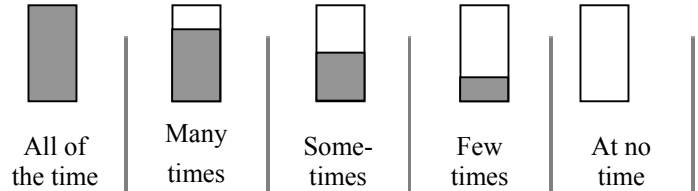
					
	All of the time	Many times	Some-times	Few times	At no time

1.	Do you like school?	<input type="radio"/>	<input type="radio"/>	<input type="radio"/>	<input type="radio"/>	<input type="radio"/>	3
2.	Do you like what you are learning at school?	<input type="radio"/>	<input type="radio"/>	<input type="radio"/>	<input type="radio"/>	<input type="radio"/>	4
3.	Do you try to do your best at school?	<input type="radio"/>	<input type="radio"/>	<input type="radio"/>	<input type="radio"/>	<input type="radio"/>	6
4.	Do adults in the school treat all students fairly?	<input type="radio"/>	<input type="radio"/>	<input type="radio"/>	<input type="radio"/>	<input type="radio"/>	N1
5.	Do your teachers help you with your schoolwork when you need it?	<input type="radio"/>	<input type="radio"/>	<input type="radio"/>	<input type="radio"/>	<input type="radio"/>	8
6.	Are you getting better at reading?	<input type="radio"/>	<input type="radio"/>	<input type="radio"/>	<input type="radio"/>	<input type="radio"/>	9
7.	Are you getting better at writing sentences or stories?	<input type="radio"/>	<input type="radio"/>	<input type="radio"/>	<input type="radio"/>	<input type="radio"/>	10
8.	Are you getting better at math?	<input type="radio"/>	<input type="radio"/>	<input type="radio"/>	<input type="radio"/>	<input type="radio"/>	11
9.	At school, are you getting better at using computers?	<input type="radio"/>	<input type="radio"/>	<input type="radio"/>	<input type="radio"/>	<input type="radio"/>	12
10.	At school, do you get exercise (for example, physical activity or sports)?	<input type="radio"/>	<input type="radio"/>	<input type="radio"/>	<input type="radio"/>	<input type="radio"/>	13
11.	At school, are you learning to help others or set a good example for others?	<input type="radio"/>	<input type="radio"/>	<input type="radio"/>	<input type="radio"/>	<input type="radio"/>	14
12.	At school, are you learning to take care of the environment (for example, recycling and not littering)?	<input type="radio"/>	<input type="radio"/>	<input type="radio"/>	<input type="radio"/>	<input type="radio"/>	16
13.	At school, do you respect people who are different from you (for example, think, act, or look different)?	<input type="radio"/>	<input type="radio"/>	<input type="radio"/>	<input type="radio"/>	<input type="radio"/>	18
14.	At school, do you learn about other cultures (for example, languages, beliefs, festivals, and traditions)?	<input type="radio"/>	<input type="radio"/>	<input type="radio"/>	<input type="radio"/>	<input type="radio"/>	19
15.	At school, do you learn about getting along with others?	<input type="radio"/>	<input type="radio"/>	<input type="radio"/>	<input type="radio"/>	<input type="radio"/>	20
16.	Do you feel safe at school?	<input type="radio"/>	<input type="radio"/>	<input type="radio"/>	<input type="radio"/>	<input type="radio"/>	22
17.	At school, are you bullied, teased, or picked on?	<input type="radio"/>	<input type="radio"/>	<input type="radio"/>	<input type="radio"/>	<input type="radio"/>	21
18.	Do your teachers care about you?	<input type="radio"/>	<input type="radio"/>	<input type="radio"/>	<input type="radio"/>	<input type="radio"/>	26
19.	Can you do just about anything you really set your mind to?	<input type="radio"/>	<input type="radio"/>	<input type="radio"/>	<input type="radio"/>	<input type="radio"/>	N2
20.	Are you a boy or a girl?	<input type="radio"/> Boy		<input type="radio"/> Girl			44
21.	Are you of Aboriginal ancestry (First Nations, Inuit, Métis)?	<input type="radio"/> Yes		<input type="radio"/> No			N3

☺ Thank you for sharing your views! ☺

## STUDENT SURVEY - GRADE 7

- Please read the questions below.
- With a pencil (do not use ink), fill in the circle  that matches your answer.
- If you make a mistake, please erase it completely and fill in the correct circle.



1.	Do you like school?	<input type="radio"/>	<input type="radio"/>	<input type="radio"/>	<input type="radio"/>	<input type="radio"/>	3
2.	Do you like what you are learning at school?	<input type="radio"/>	<input type="radio"/>	<input type="radio"/>	<input type="radio"/>	<input type="radio"/>	4
3.	Do you try to do your best at school?	<input type="radio"/>	<input type="radio"/>	<input type="radio"/>	<input type="radio"/>	<input type="radio"/>	6
4.	Do adults in the school treat all students fairly?	<input type="radio"/>	<input type="radio"/>	<input type="radio"/>	<input type="radio"/>	<input type="radio"/>	N1
5.	Do your teachers help you with your schoolwork when you need it?	<input type="radio"/>	<input type="radio"/>	<input type="radio"/>	<input type="radio"/>	<input type="radio"/>	8
6.	Are you getting better at reading?	<input type="radio"/>	<input type="radio"/>	<input type="radio"/>	<input type="radio"/>	<input type="radio"/>	9
7.	Are you getting better at writing?	<input type="radio"/>	<input type="radio"/>	<input type="radio"/>	<input type="radio"/>	<input type="radio"/>	10
8.	Are you getting better at math?	<input type="radio"/>	<input type="radio"/>	<input type="radio"/>	<input type="radio"/>	<input type="radio"/>	11
9.	At school, are you getting better at using computers?	<input type="radio"/>	<input type="radio"/>	<input type="radio"/>	<input type="radio"/>	<input type="radio"/>	12
10.	At school, do you get exercise (for example, physical activity or sports)?	<input type="radio"/>	<input type="radio"/>	<input type="radio"/>	<input type="radio"/>	<input type="radio"/>	13
11.	At school, are you learning to help others or set a good example for others?	<input type="radio"/>	<input type="radio"/>	<input type="radio"/>	<input type="radio"/>	<input type="radio"/>	14
12.	At school, are you learning to take care of the environment (for example, recycling and not littering)?	<input type="radio"/>	<input type="radio"/>	<input type="radio"/>	<input type="radio"/>	<input type="radio"/>	16
13.	At school, do you respect people who are different from you (for example, think, act, or look different)?	<input type="radio"/>	<input type="radio"/>	<input type="radio"/>	<input type="radio"/>	<input type="radio"/>	18
14.	At school, do you learn about other cultures (for example, languages, beliefs, festivals, and traditions)?	<input type="radio"/>	<input type="radio"/>	<input type="radio"/>	<input type="radio"/>	<input type="radio"/>	19
15.	At school, do you learn about getting along with others?	<input type="radio"/>	<input type="radio"/>	<input type="radio"/>	<input type="radio"/>	<input type="radio"/>	20
16.	Do you feel safe at school?	<input type="radio"/>	<input type="radio"/>	<input type="radio"/>	<input type="radio"/>	<input type="radio"/>	22
17.	At school, are you bullied, teased, or picked on?	<input type="radio"/>	<input type="radio"/>	<input type="radio"/>	<input type="radio"/>	<input type="radio"/>	21
18.	Do your teachers care about you?	<input type="radio"/>	<input type="radio"/>	<input type="radio"/>	<input type="radio"/>	<input type="radio"/>	26
19.	Can you do just about anything you really set your mind to?	<input type="radio"/>	<input type="radio"/>	<input type="radio"/>	<input type="radio"/>	<input type="radio"/>	N2
20.	Are you aware of the school goals for improving student learning?	<input type="radio"/>	<input type="radio"/>	<input type="radio"/>	<input type="radio"/>	<input type="radio"/>	41
21.	Are you a boy or a girl?	<input type="radio"/> Boy			<input type="radio"/> Girl		44
22.	Are you of Aboriginal ancestry (First Nations, Inuit, Métis)?	<input type="radio"/> Yes			<input type="radio"/> No		N3

☺ Thank you for sharing your views! ☺

## STUDENT SURVEY - GRADE 10

	All of the time	Many times	Some-times	Few times	At no time	
1. Do you like school?	<input type="radio"/>	<input type="radio"/>	<input type="radio"/>	<input type="radio"/>	<input type="radio"/>	3
2. Are you satisfied with what you are learning at school?	<input type="radio"/>	<input type="radio"/>	<input type="radio"/>	<input type="radio"/>	<input type="radio"/>	4
3. Do you try to do your best at school?	<input type="radio"/>	<input type="radio"/>	<input type="radio"/>	<input type="radio"/>	<input type="radio"/>	6
4. Does staff treat all students fairly at school?	<input type="radio"/>	<input type="radio"/>	<input type="radio"/>	<input type="radio"/>	<input type="radio"/>	N1
Do your teachers help you with your schoolwork when you need it?	<input type="radio"/>	<input type="radio"/>	<input type="radio"/>	<input type="radio"/>	<input type="radio"/>	8
6. Are you getting better at reading?	<input type="radio"/>	<input type="radio"/>	<input type="radio"/>	<input type="radio"/>	<input type="radio"/>	9
7. Are you getting better at writing?	<input type="radio"/>	<input type="radio"/>	<input type="radio"/>	<input type="radio"/>	<input type="radio"/>	10
8. Are you getting better at mathematics?	<input type="radio"/>	<input type="radio"/>	<input type="radio"/>	<input type="radio"/>	<input type="radio"/>	11
9. At school, are you getting better at using computers?	<input type="radio"/>	<input type="radio"/>	<input type="radio"/>	<input type="radio"/>	<input type="radio"/>	12
10. At school, do you get exercise (for example, physical activity or sports)?	<input type="radio"/>	<input type="radio"/>	<input type="radio"/>	<input type="radio"/>	<input type="radio"/>	13
11. At school, are you learning to help others or set a good example for others?	<input type="radio"/>	<input type="radio"/>	<input type="radio"/>	<input type="radio"/>	<input type="radio"/>	14
12. At school, are you learning to take care of the environment (for example, recycling and not littering)?	<input type="radio"/>	<input type="radio"/>	<input type="radio"/>	<input type="radio"/>	<input type="radio"/>	16
13. At school, do you respect people who are different from you (for example, think, act, or look different)?	<input type="radio"/>	<input type="radio"/>	<input type="radio"/>	<input type="radio"/>	<input type="radio"/>	18
14. At school, do you learn about other cultures (for example, languages, beliefs, festivals, and traditions)?	<input type="radio"/>	<input type="radio"/>	<input type="radio"/>	<input type="radio"/>	<input type="radio"/>	19
15. At school, do you learn about getting along with others?	<input type="radio"/>	<input type="radio"/>	<input type="radio"/>	<input type="radio"/>	<input type="radio"/>	20
16. Do you feel safe at school?	<input type="radio"/>	<input type="radio"/>	<input type="radio"/>	<input type="radio"/>	<input type="radio"/>	22
17. At school, are you bullied, teased, or picked on?	<input type="radio"/>	<input type="radio"/>	<input type="radio"/>	<input type="radio"/>	<input type="radio"/>	21
18. Do your teachers care about you?	<input type="radio"/>	<input type="radio"/>	<input type="radio"/>	<input type="radio"/>	<input type="radio"/>	26
19. Can you do just about anything you really set your mind to?	<input type="radio"/>	<input type="radio"/>	<input type="radio"/>	<input type="radio"/>	<input type="radio"/>	N2
20. Are you satisfied with the program choices available to you at school?	<input type="radio"/>	<input type="radio"/>	<input type="radio"/>	<input type="radio"/>	<input type="radio"/>	39
21. Are you aware of the school goals for improving student learning?	<input type="radio"/>	<input type="radio"/>	<input type="radio"/>	<input type="radio"/>	<input type="radio"/>	41
22. Are you satisfied that school is preparing you for a job in the future?	<input type="radio"/>	<input type="radio"/>	<input type="radio"/>	<input type="radio"/>	<input type="radio"/>	42
23. Are you satisfied that school is preparing you for post-secondary education (for example, college, university, trade school)?	<input type="radio"/>	<input type="radio"/>	<input type="radio"/>	<input type="radio"/>	<input type="radio"/>	43
24. Are you male or female?	<input type="radio"/> Male			<input type="radio"/> Female		44
25. Are you of Aboriginal ancestry (First Nations, Inuit, Métis)?	<input type="radio"/> Yes			<input type="radio"/> No		N3

☺ Thank you for sharing your views! ☺

## STUDENT SURVEY - GRADE 12

- Please read the questions below.
- With a pencil (do not use ink), fill in the circle ● that matches your answer.
- If you make a mistake, please erase it completely and fill in the correct circle.

	All of the time	Many times	Some-times	Few times	At no time	
1. Do you like school?	<input type="radio"/>	<input type="radio"/>	<input type="radio"/>	<input type="radio"/>	<input type="radio"/>	3
2. Are you satisfied with what you are learning at school?	<input type="radio"/>	<input type="radio"/>	<input type="radio"/>	<input type="radio"/>	<input type="radio"/>	4
3. Do you try to do your best at school?	<input type="radio"/>	<input type="radio"/>	<input type="radio"/>	<input type="radio"/>	<input type="radio"/>	6
4. Does staff treat all students fairly at school?	<input type="radio"/>	<input type="radio"/>	<input type="radio"/>	<input type="radio"/>	<input type="radio"/>	N1
5. Do your teachers help you with your schoolwork when you need it?	<input type="radio"/>	<input type="radio"/>	<input type="radio"/>	<input type="radio"/>	<input type="radio"/>	8
6. Are you getting better at reading?	<input type="radio"/>	<input type="radio"/>	<input type="radio"/>	<input type="radio"/>	<input type="radio"/>	9
7. Are you getting better at writing?	<input type="radio"/>	<input type="radio"/>	<input type="radio"/>	<input type="radio"/>	<input type="radio"/>	10
8. Are you getting better at mathematics?	<input type="radio"/>	<input type="radio"/>	<input type="radio"/>	<input type="radio"/>	<input type="radio"/>	11
9. At school, are you getting better at using computers?	<input type="radio"/>	<input type="radio"/>	<input type="radio"/>	<input type="radio"/>	<input type="radio"/>	12
10. At school, do you get exercise (for example, physical activity or sports)?	<input type="radio"/>	<input type="radio"/>	<input type="radio"/>	<input type="radio"/>	<input type="radio"/>	13
11. At school, are you learning to help others or set a good example for others?	<input type="radio"/>	<input type="radio"/>	<input type="radio"/>	<input type="radio"/>	<input type="radio"/>	14
12. At school, are you learning to take care of the environment (for example, recycling and not littering)?	<input type="radio"/>	<input type="radio"/>	<input type="radio"/>	<input type="radio"/>	<input type="radio"/>	16
13. At school, do you respect people who are different from you (for example, think, act, or look different)?	<input type="radio"/>	<input type="radio"/>	<input type="radio"/>	<input type="radio"/>	<input type="radio"/>	18
14. At school, do you learn about other cultures (for example, languages, beliefs, festivals, and traditions)?	<input type="radio"/>	<input type="radio"/>	<input type="radio"/>	<input type="radio"/>	<input type="radio"/>	19
15. At school, do you learn about getting along with others?	<input type="radio"/>	<input type="radio"/>	<input type="radio"/>	<input type="radio"/>	<input type="radio"/>	20
16. Do you feel safe at school?	<input type="radio"/>	<input type="radio"/>	<input type="radio"/>	<input type="radio"/>	<input type="radio"/>	22
17. At school, are you bullied, teased, or picked on?	<input type="radio"/>	<input type="radio"/>	<input type="radio"/>	<input type="radio"/>	<input type="radio"/>	21
18. Do your teachers care about you?	<input type="radio"/>	<input type="radio"/>	<input type="radio"/>	<input type="radio"/>	<input type="radio"/>	26
19. Can you do just about anything you really set your mind to?	<input type="radio"/>	<input type="radio"/>	<input type="radio"/>	<input type="radio"/>	<input type="radio"/>	N2
20. Are you satisfied with the program choices available to you at school?	<input type="radio"/>	<input type="radio"/>	<input type="radio"/>	<input type="radio"/>	<input type="radio"/>	39
21. Are you aware of the school goals for improving student learning?	<input type="radio"/>	<input type="radio"/>	<input type="radio"/>	<input type="radio"/>	<input type="radio"/>	41
22. Are you satisfied that school is preparing you for a job in the future?	<input type="radio"/>	<input type="radio"/>	<input type="radio"/>	<input type="radio"/>	<input type="radio"/>	42
23. Are you satisfied that school is preparing you for post-secondary education (for example, college, university, trade school)?	<input type="radio"/>	<input type="radio"/>	<input type="radio"/>	<input type="radio"/>	<input type="radio"/>	43
24. Are you male or female?	<input type="radio"/> Male			<input type="radio"/> Female		44
25. Are you of Aboriginal ancestry (First Nations, Inuit, Métis)?	<input type="radio"/> Yes			<input type="radio"/> No		N3

☺ Thank you for sharing your views! ☺



**PARENT/GUARDIAN SURVEY**

*Please read the questions below and with a black or blue pen, fill in the circle ● that corresponds to your answer.*

1. Your child is in:		Grade 3 ○	Grade 4 ○	Grade 7 ○	Grade 10 ○	Grade 12 ○						
							All of the time	Many times	Sometimes	Few times	At no time	
2.	Are you satisfied with what your child is learning at school?						<input type="radio"/>	<input type="radio"/>	<input type="radio"/>	<input type="radio"/>	<input type="radio"/>	4
3.	Are you satisfied that staff treat all students fairly at school?						<input type="radio"/>	<input type="radio"/>	<input type="radio"/>	<input type="radio"/>	<input type="radio"/>	N1
4.	Do your child's teachers help with schoolwork when needed?						<input type="radio"/>	<input type="radio"/>	<input type="radio"/>	<input type="radio"/>	<input type="radio"/>	8
5.	Are you satisfied with the development of your child's reading skills at school?						<input type="radio"/>	<input type="radio"/>	<input type="radio"/>	<input type="radio"/>	<input type="radio"/>	9
6.	Are you satisfied with the development of your child's writing skills at school?						<input type="radio"/>	<input type="radio"/>	<input type="radio"/>	<input type="radio"/>	<input type="radio"/>	10
7.	Are you satisfied with the development of your child's mathematics skills at school?						<input type="radio"/>	<input type="radio"/>	<input type="radio"/>	<input type="radio"/>	<input type="radio"/>	11
8.	Are you satisfied with the development of your child's computer skills at school?						<input type="radio"/>	<input type="radio"/>	<input type="radio"/>	<input type="radio"/>	<input type="radio"/>	12
9.	At school, does your child get exercise (for example, physical activity or sports)?						<input type="radio"/>	<input type="radio"/>	<input type="radio"/>	<input type="radio"/>	<input type="radio"/>	13
10.	At school, does your child learn about being a leader?						<input type="radio"/>	<input type="radio"/>	<input type="radio"/>	<input type="radio"/>	<input type="radio"/>	14
11.	At school, does your child learn about taking care of the environment?						<input type="radio"/>	<input type="radio"/>	<input type="radio"/>	<input type="radio"/>	<input type="radio"/>	16
12.	Are personal differences respected at your child's school?						<input type="radio"/>	<input type="radio"/>	<input type="radio"/>	<input type="radio"/>	<input type="radio"/>	18
13.	At school, does your child learn about other cultures (for example, languages, beliefs, festivals, and traditions)?						<input type="radio"/>	<input type="radio"/>	<input type="radio"/>	<input type="radio"/>	<input type="radio"/>	19
14.	Does your child feel safe at school?						<input type="radio"/>	<input type="radio"/>	<input type="radio"/>	<input type="radio"/>	<input type="radio"/>	22
15.	Is your child bullied, teased, or picked on at school?						<input type="radio"/>	<input type="radio"/>	<input type="radio"/>	<input type="radio"/>	<input type="radio"/>	21
16.	Are the rules related to behaviour enforced consistently at your child's school?						<input type="radio"/>	<input type="radio"/>	<input type="radio"/>	<input type="radio"/>	<input type="radio"/>	24
17.	Do teachers care about your child?						<input type="radio"/>	<input type="radio"/>	<input type="radio"/>	<input type="radio"/>	<input type="radio"/>	26
18.	Do you feel welcome at your child's school?						<input type="radio"/>	<input type="radio"/>	<input type="radio"/>	<input type="radio"/>	<input type="radio"/>	27
19.	Does your school tell you how your child is doing?						<input type="radio"/>	<input type="radio"/>	<input type="radio"/>	<input type="radio"/>	<input type="radio"/>	31
20.	Are you included in decisions made at the school that affect your child's education?						<input type="radio"/>	<input type="radio"/>	<input type="radio"/>	<input type="radio"/>	<input type="radio"/>	32
21.	Are you given the opportunity to be involved in the school planning activities (for example, goal setting, safe school planning, school improvement)?						<input type="radio"/>	<input type="radio"/>	<input type="radio"/>	<input type="radio"/>	<input type="radio"/>	33
22.	Do you volunteer at your child's school?						<input type="radio"/>	<input type="radio"/>	<input type="radio"/>	<input type="radio"/>	<input type="radio"/>	34
23.	Are you satisfied with the program choices at your child's school?						<input type="radio"/>	<input type="radio"/>	<input type="radio"/>	<input type="radio"/>	<input type="radio"/>	39
24.	Are you aware of the school goals for improving student learning?						<input type="radio"/>	<input type="radio"/>	<input type="radio"/>	<input type="radio"/>	<input type="radio"/>	41
<b>Questions 25 and 26 are for parents whose child is in grade 10 or 12. All parents answer question 27.</b>												
25.	Are you satisfied that school is preparing your child for a job in the future?						<input type="radio"/>	<input type="radio"/>	<input type="radio"/>	<input type="radio"/>	<input type="radio"/>	42
26.	Are you satisfied that school is preparing your child for post-secondary education?						<input type="radio"/>	<input type="radio"/>	<input type="radio"/>	<input type="radio"/>	<input type="radio"/>	43
27.	Are you of Aboriginal ancestry (First Nations, Inuit, Métis)?						○ Yes			○ No		N3

Please seal the completed survey inside the envelope provided and return it to your child's school.



### SCHOOL STAFF SURVEY

Please read the questions below and with a black or blue pen, fill in the circle ● that corresponds to your answer. Some questions do not apply to some categories of staff. Please leave blank any questions that do not apply.

1. Please fill in the circle(s) beside your occupation(s)	<input type="radio"/> Teacher	<input type="radio"/> Principal or Vice-Principal	<input type="radio"/> Teacher assistant	<input type="radio"/> Non-enrolling professional (e.g., first nations support worker, school psychologist)	<input type="radio"/> Support staff (e.g., secretary, custodian)						
						All of the time	Many times	Sometimes	Few times	At no time	
1. Are you satisfied with the academic performance of the students at your school?	<input type="radio"/>	<input type="radio"/>	<input type="radio"/>	<input type="radio"/>	<input type="radio"/>						4
2. At your school, are all students expected to do well?	<input type="radio"/>	<input type="radio"/>	<input type="radio"/>	<input type="radio"/>	<input type="radio"/>						7
3. Are you satisfied with the development of students' computers skills at your school?	<input type="radio"/>	<input type="radio"/>	<input type="radio"/>	<input type="radio"/>	<input type="radio"/>						12
4. Are you satisfied with the human and social development of students at this school?	<input type="radio"/>	<input type="radio"/>	<input type="radio"/>	<input type="radio"/>	<input type="radio"/>						17
5. Does your school welcome and include all students?	<input type="radio"/>	<input type="radio"/>	<input type="radio"/>	<input type="radio"/>	<input type="radio"/>						18
6. Is your school a safe place to work and learn?	<input type="radio"/>	<input type="radio"/>	<input type="radio"/>	<input type="radio"/>	<input type="radio"/>						23
7. Are the rules related to behaviour enforced consistently at your school?	<input type="radio"/>	<input type="radio"/>	<input type="radio"/>	<input type="radio"/>	<input type="radio"/>						24
8. Do staff members care about students' well-being and academic success?	<input type="radio"/>	<input type="radio"/>	<input type="radio"/>	<input type="radio"/>	<input type="radio"/>						26
9. In your school, do staff members work hard to maintain good relations with parents?	<input type="radio"/>	<input type="radio"/>	<input type="radio"/>	<input type="radio"/>	<input type="radio"/>						28
10. Does your school have a positive climate?	<input type="radio"/>	<input type="radio"/>	<input type="radio"/>	<input type="radio"/>	<input type="radio"/>						29
11. Can students at your school do just about anything they really set their mind to?	<input type="radio"/>	<input type="radio"/>	<input type="radio"/>	<input type="radio"/>	<input type="radio"/>						N2
12. Is the physical condition of the school welcoming?	<input type="radio"/>	<input type="radio"/>	<input type="radio"/>	<input type="radio"/>	<input type="radio"/>						30
13. Is students' progress regularly and systematically assessed and evaluated?	<input type="radio"/>	<input type="radio"/>	<input type="radio"/>	<input type="radio"/>	<input type="radio"/>						31
14. Are parents involved in decisions at the school that affect their child?	<input type="radio"/>	<input type="radio"/>	<input type="radio"/>	<input type="radio"/>	<input type="radio"/>						32
15. Does your school welcome the input of parents in school-planning activities?	<input type="radio"/>	<input type="radio"/>	<input type="radio"/>	<input type="radio"/>	<input type="radio"/>						33
16. Does your school welcome the participation of parents (for example, volunteering)?	<input type="radio"/>	<input type="radio"/>	<input type="radio"/>	<input type="radio"/>	<input type="radio"/>						34
17. Do you have opportunities for input in school decision-making?	<input type="radio"/>	<input type="radio"/>	<input type="radio"/>	<input type="radio"/>	<input type="radio"/>						35
18. Is assessment information used to plan for instruction?	<input type="radio"/>	<input type="radio"/>	<input type="radio"/>	<input type="radio"/>	<input type="radio"/>						36
19. Do teachers collaborate to plan for instruction?	<input type="radio"/>	<input type="radio"/>	<input type="radio"/>	<input type="radio"/>	<input type="radio"/>						37
20. Is professional development ongoing at this school?	<input type="radio"/>	<input type="radio"/>	<input type="radio"/>	<input type="radio"/>	<input type="radio"/>						38
21. Does your school provide programs to meet all students' needs?	<input type="radio"/>	<input type="radio"/>	<input type="radio"/>	<input type="radio"/>	<input type="radio"/>						39
22. Do teachers strive to improve the quality of instruction?	<input type="radio"/>	<input type="radio"/>	<input type="radio"/>	<input type="radio"/>	<input type="radio"/>						40
23. Are you aware of the school goals for improving student learning?	<input type="radio"/>	<input type="radio"/>	<input type="radio"/>	<input type="radio"/>	<input type="radio"/>						41

**Thank you for sharing your views!**

## Appendix III. Item Analyses

### Grade 3/4

#### Test score statistics

Avg. Mean	Std. Dev.	N Cases	Alpha
4.300	0.472	36,480	0.84

#### Item reliability statistics

Item	Mean	Item Var.	Item-Scale R
1	3.991	0.966	0.61
2	4.031	0.837	0.61
3	4.602	0.439	0.45
4	4.197	0.907	0.54
5	4.369	0.761	0.51
6	4.480	0.708	0.49
7	4.218	0.838	0.55
8	4.392	0.813	0.47
9	4.224	1.181	0.44
10	4.432	0.690	0.48
11	4.165	0.869	0.62
12	4.423	0.819	0.53
13	4.581	0.536	0.48
14	4.061	1.012	0.48
15	4.305	0.804	0.59
16	4.030	1.461	0.15
17	4.358	0.967	0.57
18	4.553	0.686	0.56
19	4.043	0.957	0.47

### Grade 7

#### Test score statistics

Avg. Mean	Std. Dev.	N Cases	Alpha
3.949	0.580	37,071	0.88

#### Item Reliability Statistics

Item	Mean	Item Var.	Item-Scale R
1	3.443	0.920	0.62
2	3.467	0.807	0.64
3	4.216	0.619	0.50
4	3.663	1.201	0.60
5	4.330	0.760	0.59
6	4.149	1.053	0.57
7	4.084	0.928	0.60
8	4.057	1.054	0.50
9	3.742	1.749	0.48
10	4.331	0.768	0.49
11	3.819	1.031	0.67
12	3.832	1.237	0.61
13	4.400	0.644	0.48
14	3.904	1.020	0.51
15	3.836	1.074	0.65
16	4.106	1.148	0.58
17	4.095	1.322	0.25
18	3.980	1.195	0.66
19	3.989	0.903	0.51
20	3.702	1.405	0.61



## Grade 10

### Test score statistics

Avg. Mean	Std. Dev.	N Cases	Alpha
3.428	0.621	30,323	0.89

### Item Reliability Statistics

Item	Mean	Item Var.	Item-Scale R
1	3.086	0.880	0.57
2	3.220	0.795	0.62
3	3.763	0.851	0.49
4	3.249	1.111	0.59
5	3.827	0.943	0.58
6	3.638	1.424	0.58
7	3.699	1.159	0.60
8	3.523	1.416	0.50
9	3.053	1.990	0.46
10	3.884	1.159	0.45
11	3.168	1.200	0.65
12	2.921	1.495	0.58
13	4.184	0.954	0.49
14	3.328	1.221	0.54
15	3.148	1.286	0.62
16	3.791	1.302	0.51
17	4.166	1.241	0.20
18	3.113	1.213	0.65
19	3.819	1.023	0.49
20	3.267	1.269	0.59
21	2.894	1.476	0.59
22	3.360	1.365	0.64
23	3.559	1.233	0.66

## Grade 12

### Test score statistics

Avg. Mean	Std. Dev.	N Cases	Alpha
3.347	0.598	26,334	0.88

### Item Reliability Statistics

Item	Mean	Item Var.	Item-Scale R
1	3.184	0.827	0.57
2	3.285	0.759	0.63
3	3.735	0.871	0.47
4	3.300	1.046	0.56
5	3.879	0.854	0.56
6	3.604	1.345	0.56
7	3.720	1.085	0.56
8	3.180	1.672	0.46
9	2.952	1.886	0.43
10	2.661	1.985	0.35
11	3.168	1.241	0.64
12	2.931	1.490	0.58
13	4.225	0.938	0.47
14	3.189	1.252	0.52
15	3.131	1.294	0.61
16	3.985	1.177	0.48
17	4.328	1.087	0.22
18	3.279	1.110	0.64
19	3.882	0.944	0.44
20	3.259	1.289	0.58
21	2.726	1.456	0.57
22	3.054	1.372	0.65
23	3.401	1.256	0.65

## Elementary Parents

Test score statistics

Avg. Mean	Std. Dev.	N Cases	Alpha
3.842	0.564	43,272	0.90

Item Reliability Statistics

Item	Mean	Item Var.	Item-Scale R
1	3.987	0.542	0.66
2	4.022	0.725	0.63
3	4.085	0.758	0.63
4	3.994	0.956	0.60
5	3.753	0.999	0.63
6	3.846	0.940	0.61
7	3.730	1.101	0.55
8	4.178	0.701	0.51
9	3.384	1.148	0.61
10	3.914	0.788	0.59
11	3.961	0.816	0.66
12	3.929	0.796	0.55
13	4.289	0.662	0.57
14	3.963	1.168	0.30
15	3.949	0.880	0.59
16	4.253	0.662	0.71
17	4.403	0.684	0.64
18	3.962	0.908	0.67
19	3.377	1.392	0.60
20	3.678	1.389	0.55
21	2.614	1.497	0.21
22	3.825	0.775	0.67
23	3.410	1.408	0.60

## Secondary Parents

Test score statistics

Avg. Mean	Std. Dev.	N Cases	Alpha
3.464	0.637	12,581	0.92

Item Reliability Statistics

Item	Mean	Item Var.	Item-Scale R
1	3.773	0.608	0.68
2	3.679	0.822	0.64
3	3.702	0.883	0.64
4	3.819	1.121	0.61
5	3.651	1.122	0.62
6	3.554	1.233	0.59
7	3.546	1.269	0.53
8	3.517	1.641	0.39
9	3.169	1.228	0.62
10	3.257	1.113	0.59
11	3.615	0.930	0.66
12	3.469	1.004	0.55
13	4.035	0.874	0.57
14	4.167	1.061	0.27
15	3.553	1.050	0.56
16	3.703	0.885	0.73
17	4.025	1.000	0.67
18	3.597	1.191	0.66
19	3.001	1.491	0.62
20	3.242	1.571	0.56
21	1.996	1.228	0.22
22	3.572	1.026	0.65
23	2.943	1.601	0.60
24	3.255	1.329	0.72
25	3.443	1.303	0.74

## Staff

### Test score statistics

Avg. Mean	Std. Dev.	N Cases	Alpha
4.200	0.464	17,298	0.92

### Item Reliability Statistics

Item	Mean	Item Var.	Item-Scale R
1	3.752	0.401	0.52
2	4.457	0.506	0.59
3	3.757	0.797	0.41
4	3.832	0.577	0.63
5	4.656	0.356	0.60
6	4.467	0.437	0.61
7	4.004	0.825	0.68
8	4.641	0.316	0.65
9	4.418	0.445	0.67
10	4.309	0.595	0.73
11	3.952	0.483	0.51
12	4.099	0.911	0.51
13	4.554	0.372	0.59
14	4.055	0.571	0.63
15	4.236	0.548	0.64
16	4.408	0.581	0.61
17	3.940	0.915	0.63
18	4.105	0.573	0.68
19	3.805	0.677	0.61
20	4.262	0.635	0.62
21	3.978	0.641	0.63
22	4.396	0.451	0.66
23	4.386	0.689	0.58