

Nicaragua

Official Title



General Information:

Capital

Total Area km² Population 5,774,000

Currency (2005 av.) 1 CAN\$ =

National Holiday

Language(s)

Political Information:

Type of State

Type of Government

Head of State

Head of Government

Ministers

Main Political Parties

Elections n/a

Economic Information: (2005)

	Nicaragua	Canada
GDP: (billion)	\$5.95	\$1,372.10
GDP per capita:	\$1,030.27	\$42,568.87
GDP Growth rate: (%)	4	2.9
Inflation: (%)	9.6	2.2
Unemployment: (%)	n/a	6.8

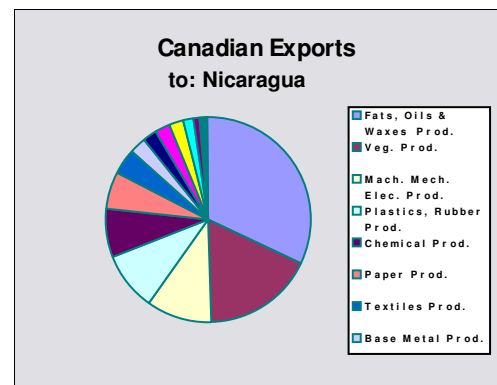
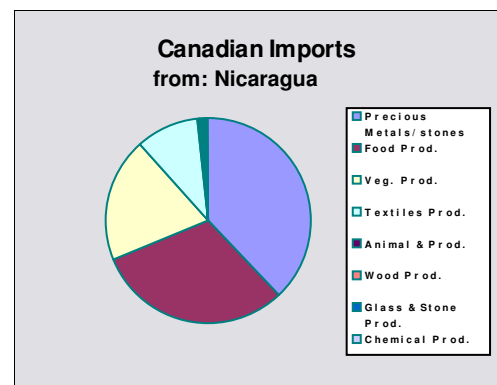
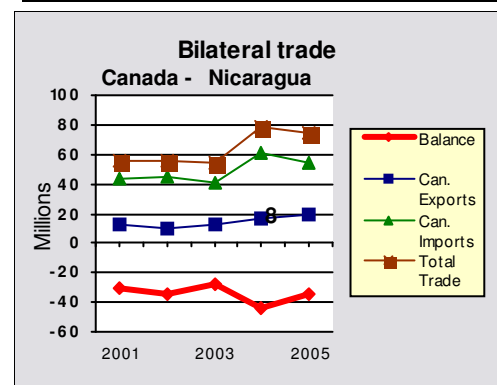
Trade and investment: (2005)

Canadian Exports to Nicaragua	\$19,575,951
Canadian Imports from Nicaragua	\$54,437,191
Foreign Direct Investment in Canada	n/a (million)
Canadian Direct Investment to Nicaragua	n/a (million)

Representation:

Foreign Representation in Canada

Canadian Representation Abroad



Sources:
 Statistics/Industry Canada
<http://strategis.ic.gc.ca>
 IMF
<http://www.imf.org/external/data.htm>
 InfoExport
<http://www.infoexport.gc.ca>

