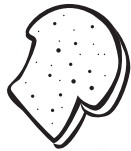


Name: _____

Date: _____

PLANT OR ANIMAL?

Is it a plant or an animal? If the food product comes from a plant, draw a line to the tomato plant. If the food product comes from an animal, draw a line to the cow.



bread slice



egg



tofu



milk



eggplant



asparagus



corn



rice




pita



chicken



animal



plant



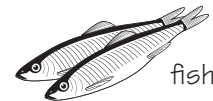
beans



peanut



steak



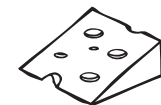
fish



apple



cucumber



cheese



potato



broccoli



shrimp

