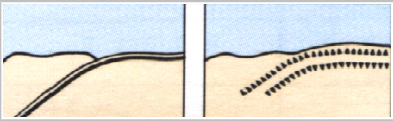


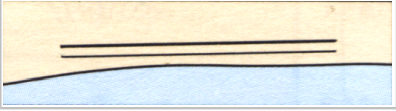

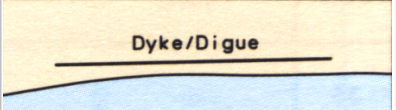
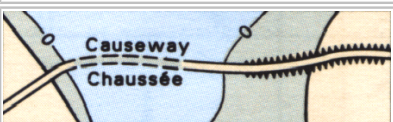

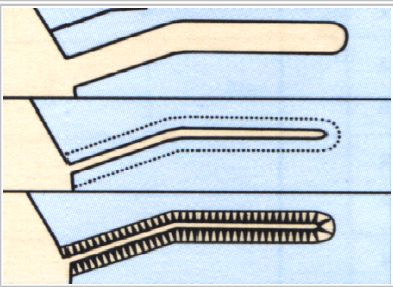
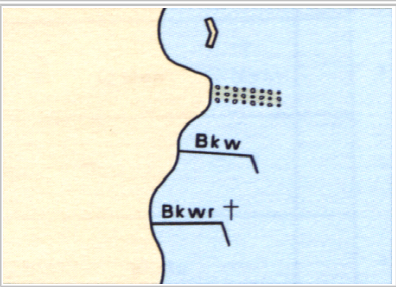



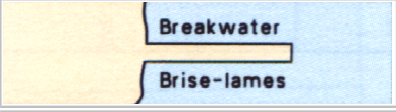


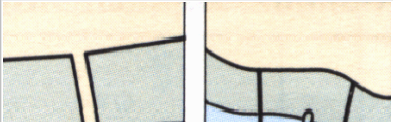







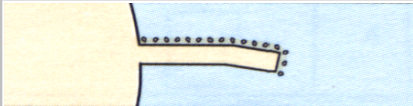



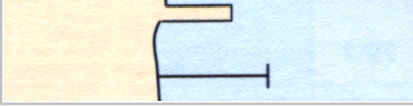

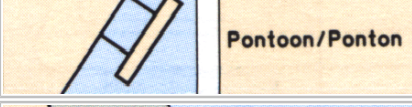



















F
PORTS

CONSTRUCTIONS HYDRAULIQUES EN GÉNÉRAL			
# réf.	Symbologie OHI	Description	Symbologie SHC
F1		Digue, Levée	
F2.1		Brise-mer (cartes à grande échelle)	
F2.2		Brise-mer (cartes à plus petite échelle)	
F3		Chaussée en remblai	
F4.1		Brise-lames en général	
F4.2		Brise-lames avec gros galets	
F4.3		Brise-lames (pente en maçonnerie ou en béton)	
F5		Digue de calibrage	
F6.1		Épi (toujours sèche)	
F6.2		Épi (asséchant)	
F6.3		Épi (toujours submergé)	

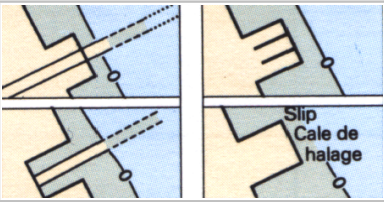
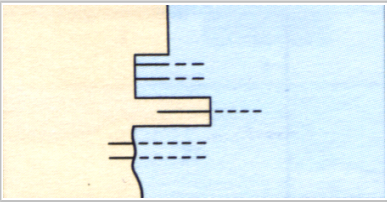


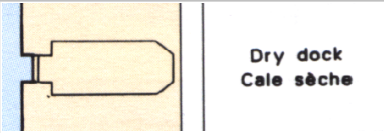
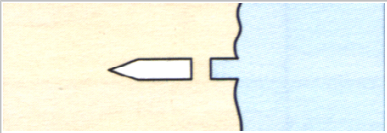

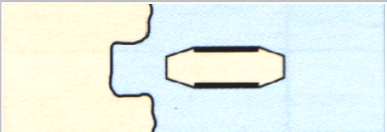
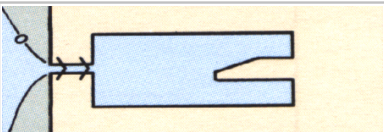
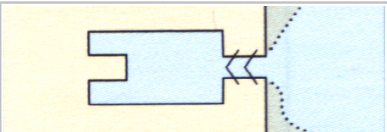
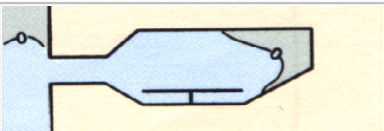
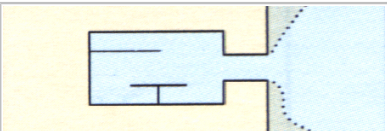

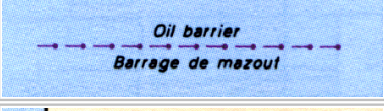
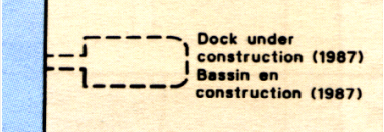


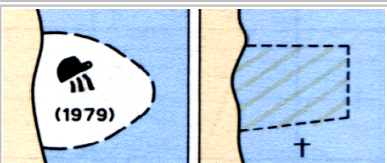
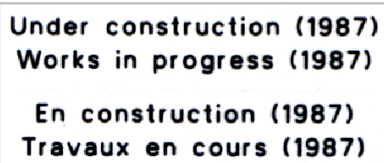
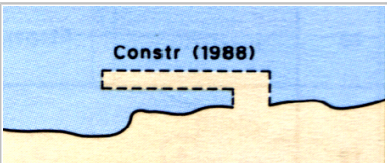
Dernière mise à jour: 1997-06-13

F
PORTS

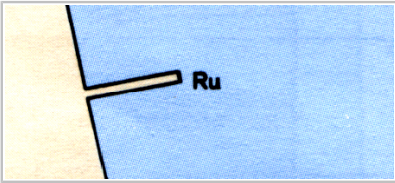
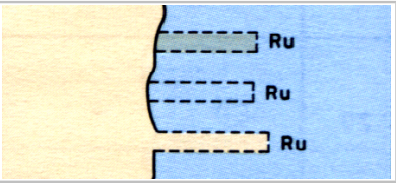
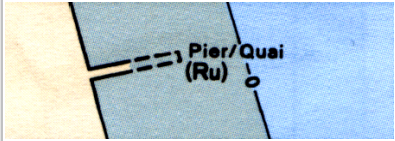
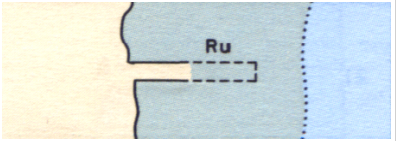

INSTALLATIONS PORTUAIRES			
# réf.	Symbologie OHI	Description	Symbologie SHC
F10		Port de pêche	
F12		Môle (avec poste d'amarrage)	
F13		Quai	
F14	 Pier Quai	Jetée, Appontement	
F15	 Promenade Pier Promenade	Promenade	
F16	 Pontoon/Ponton	Ponton	 Flo
F17	 Lndg	Débarcadère et cale	 † Ldg † Lndg
F18	 Steps/Escalier	Escalier	
F19	 	Désignation d'un poste d'amarrage	 
F20	  Dn.	Dauphin, Duc d'Albe	  Dn †  DoI
F21		Dauphin de régulation	
F22		Poteau, Pieu, Pilier	  Pile/Pieu

Dernière mise à jour: 1997-06-13

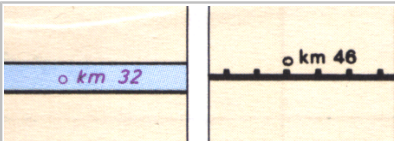



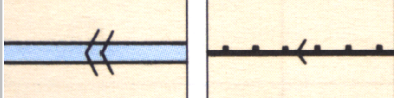
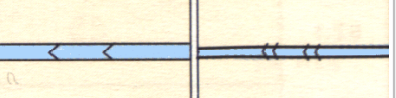
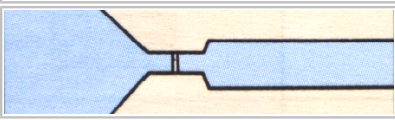
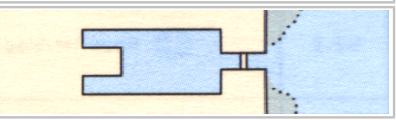
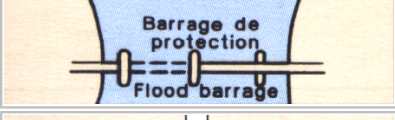
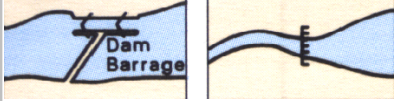
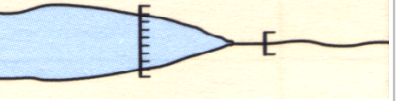
F
PORTS

INSTALLATIONS PORTUAIRES			
# réf.	Symbologie OHI	Description	Symbologie SHC
F23		Cale de halage	
F24		Gril de carénage	
F25		Cale sèche, Bassin de radoub	
F26		Cale sèche flottante	
F27		Bassin à flot	
F28		Bassin de marée, Port à marée	
F29.1		Barrage flottant de mazout	
F29.2		Barrage de mazout (pipeline haute-pression)	
F30		Ouvrages à terre avec l'année	
F31		Extensions portuaires en mer avec l'année	
F32		Ouvrages en construction avec l'année	

F
PORTS

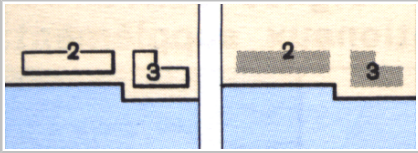
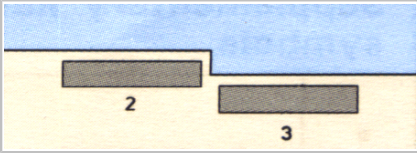






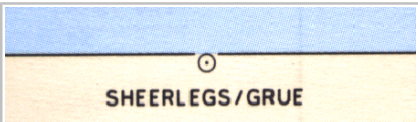

INSTALLATIONS PORTUAIRES			
# réf.	Symbologie OHI	Description	Symbologie SHC
F33.1		Ruines	
F33.2		Jetée en ruines partiellement submergée à pleine mer	
F34		Ponton	

Dernière mise à jour: 1997-06-13










CANAUX, BARRAGES			
# réf.	Symbologie OHI	Description	Symbologie SHC
F40		Canal avec marque de distance	
F41.1		Écluse (cartes à grande échelle)	
F41.2		Écluse (cartes à plus petite échelle)	
F42		Bateau-porte	
F43		Barrage de protection	
F44		Barrage	

Dernière mise à jour: 1997-06-13

F
PORTS



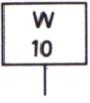

INSTALLATIONS POUR LE TRANSBORDEMENT			
# réf.	Symbologie OHI	Description	Symbologie SHC
F50	RoRo	Navire roulier (RoRo)	
F51		Entrepôts avec désignation	
F52		Chantier à bois	
F53.1		Grue, Grue mobile	
F53.2		Grue pour conteneurs	
F53.3		Grue, Bigue (remarquable)	

Dernière mise à jour: 1997-06-13

ÉDIFICES PUBLICS			
# réf.	Symbologie OHI	Description	Symbologie SHC
F60		Bureau du capitaine du port	
F61		Bureau de douane	
F62.1		Bureau de santé	
F62.2	 Hospital/Hôpital	Hôpital	 Hosp
F63		Bureau de poste	 PO

Dernière mise à jour: 1997-06-13

F
PORTS

SIGNES CONVENTIONNELS NATIONAUX SUPPLÉMENTAIRES			
# réf.	Symbologie OHI	Description	Symbologie SHC
Fa		Mur d'amarrage	
Fb		Caisson	
Fc		Poteau de signalisation et numéro du pont	
Fd		Marque de distance (kilomètres et milles)	

Dernière mise à jour: 1997-06-13