




Hog Statistics at a Glance CANADA



For the Week Ending June 7, 2003

Federal Slaughter	weekly kill # head	CUMULATIVE TOTALS TO DATE		
		2003 '000 head	2002 '000 head	% chg
West	168,211	3,876.0	3,449.0	12.4
Ontario	84,346	1,884.0	1,710.0	10.2
Quebec	148,914	3,537.0	3,563.0	-0.7
Atlantic	9,190	227.0	229.0	-0.9
CANADA	410,661	9,524.0	8,951.0	6.4
Pork Production (t)	35,933	833,350	777,842	7.1
Estimated Sow Slaughter	3,232	72,661	74,076	-1.9

Weekly Prices \$/kg (index 100)	2003			2002			% chg
	2003	2002	% chg	2003	2002	% chg	
Ontario	102.5%	1.56	1.33	17.3			
Quebec		1.51	1.31	15.3			
Alberta		1.48	1.21	22.3			
Manitoba*		1.58	1.38	14.5			
British Columbia		1.61	1.36	18.4			
Saskatchewan		1.48	1.19	24.4			
Nova Scotia		1.64	1.50	9.3			
Prince Ed. Is.		1.58	1.38	14.5			
New Brunswick		1.60	1.46	9.6			

*estimate

PORK EXPORTS YTD for the period of January 1 to March 31, 2003

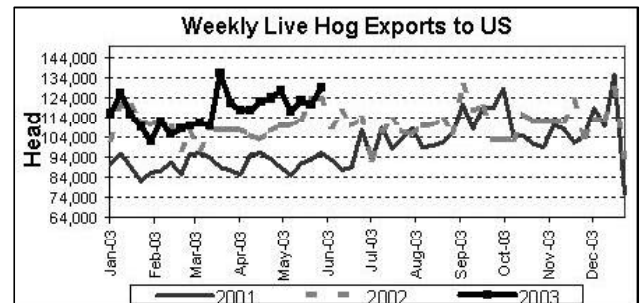
(Metric Tonnes)

FRESH, FROZEN AND PROCESSED PORK	2003	2002	% chg
United States	109,282	90,339	21.0
Japan	51,001	42,507	20.0
Australia	10,294	6,626	55.4
Russia	10,434	11,147	(6.4)
Mexico	10,653	11,612	(8.3)
Korea	8,843	7,656	15.5
China	6,669	3,799	75.5
Taiwan	4,364	959	355.1
Cuba	2,008	2,755	(27.1)
New Zealand	1,823	1,660	9.8
Other	18,047	12,651	42.7
Total	233,418	191,711	21.8

Source: STATISTICS CANADA

LIVE HOG EXPORTS TO U.S.

	YTD 03	YTD 02	% chg
HOGS (head)			
Barrows/Gilts/Sows	693,447	841,130	-17.6
Feeder Pigs	1,893,382	1,560,144	21.4
Total	2,586,829	2,401,274	7.7
Week Ending 03-05-31			
Barrows/Gilts/Sows	28,044	35,642	-21.3
Feeder Pigs	101,215	70,883	42.8
Total	129,259	106,525	21.3



Source: USDA-APHIS

IMPORTS YTD for the week ending May 31, 2003

(Metric Tonnes) preliminary

FRESH & FROZEN PORK	2003	2002	% chg
United States	22,460	29,572	-24.0
Denmark	1,226	98	1151.0
Other	525	-	

PROCESSED & OTHER PORK	2003	2002	% chg
United States	4,462	4,570	-2.4
Denmark	6	-	
Other	58	95	-38.9
TOTAL IMPORTS	28,737	34,335	-16.3

Frozen Pork from the European Union:

The TRQ level has established for frozen meat of pork originating from EU countries, for the twelve month period August 1 to July 31. Imports in excess of 2,970,000 kg in the twelve month period are subject to a surtax in an amount equal to the value for the duty (100%) determined in accordance with the Customs Act. In 2001/02 the Tariff Rate Quota was reached on October 2, 2002. Effective as of February 19, 2003 the Tariff Rate Quota has filled, therefore, all imports to July 31, 2003 will be subject to the EU Surtax Order.

	Permits issued as of March 24, 2003		
	2002/2003	2001/2002	% chg
Utilization (kg)	2,962,582	2,969,839	-0.2
Balance (kg)	7,418	541	
% Utilization	99.8%	100.0%	(0.2)

Prepared by: Red Meat Section, Agriculture and Agri-Food Canada

Contact: Patti Negrave (613) 759-6216 or see us at: <http://www.agr.ca/redmeat>



Hog Statistics at a Glance CANADA

Canadian Hog Slaughter by Province of Origin

Total Slaughter Year to Date June 7, 2003

Week ending June 7, 2003

	2003	2002	% chg	2003	2002	% chg
British Columbia	113,689	107,075	6.2	4,485	4,674	-4.0
Alberta	1,580,479	1,438,148	9.9	68,691	63,509	8.2
Saskatchewan	611,384	635,770	-3.8	26,714	30,257	-11.7
Manitoba	1,773,750	1,478,061	20.0	76,992	65,515	17.5
Ontario	2,444,674	2,293,654	6.6	106,720	100,340	6.4
Quebec	3,232,870	3,215,226	0.5	135,748	134,936	0.6
New Brunswick	79,056	90,536	-12.7	3,596	3,971	-9.4
Nova Scotia	92,245	100,195	-7.9	3,602	4,930	-26.9
Prince Edward Island	94,542	94,897	-0.4	4,127	4,278	-3.5
CANADA	10,022,689	9,453,562	6.0	430,675	412,410	4.4

UNITED STATES

Year To Date for the Week Ending June 7, 2003

Supply Summary

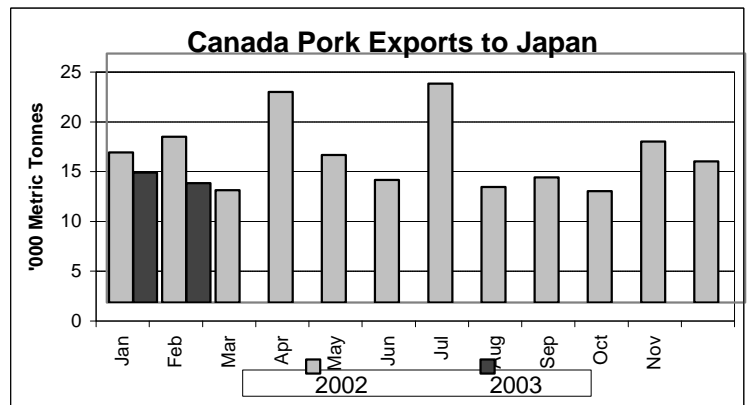
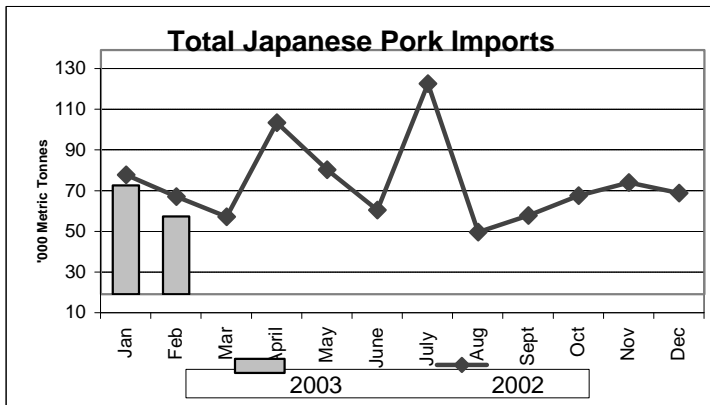
	2003	2002	% chg
Slaughter ('000 head)	42,132	42,314	-0.4
Slaughter for the week	1,824	1,884	-3.2
Avg Dressed Wt (lbs)	199	198	0.5
Pork Produced (mil lbs)	8,393	8,391	0.0

Source: USDA-APHIS

Weekly US Prices (\$/cwt)

	2003	2002	% chg
South St. Joseph	44.00	21.00	109.5
Sioux Falls	45.15	33.98	32.9
Lancaster County	31.17	31.51	-1.1
National Cost	61.17	45.93	33.2

(51-54% Lean Yield Basis)



Source: Agriculture & Livestock Industries Corporation

Contact: Patti Negrave (613) 759-6216 or see us at: <http://www.agr.ca/redmeat>

Prepared by: Red Meat Section, Agriculture and Agri-Food Canada