

Nova Scotia Student Drug Use 2002

HIGHLIGHTS REPORT



Overview

The 2002 Nova Scotia Student Drug Use Survey asked junior- and senior-high school students about their experiences with substance use, gambling and associated risk behaviours. The survey revealed decreases from 1998 to 2002 in the prevalence of use of alcohol, cigarettes, LSD and inhalants, and no change relative to the use of any of 9 other substances.

The most marked change was a decrease in the prevalence of cigarette smoking, from 36% in 1998 to 23% in 2002. The prevalence of smoking more than 10 cigarettes per day also decreased. The prevalence of cigarette smoking among students in Nova Scotia is now at the lowest level observed since the beginning of the province-wide survey in 1991. Similar decreases in youth smoking have been observed elsewhere in Canada. The decline in smoking is thought to be due to the implementation of many complementary measures. The 2002 survey revealed that 7% of students felt they needed help for their smoking. The Comprehensive Tobacco Control Strategy adopted by Nova Scotia in 2001 targets cessation and youth prevention as key areas of action.

The prevalence of any alcohol use decreased from 57% in 1998 to 52% in 2002. A considerable proportion of adolescent students reported high-risk alcohol consumption patterns in 2002 such as drinking to the point of drunkenness (28%).

Cannabis ranks as the second substance most commonly used by adolescent students in Nova Scotia. In 2002, 37% of students reported they had used cannabis at least once, and 16% reported they had used cannabis more often than once per month, during the course of the year. Those rates were essentially the same as observed in 1998. The upward trend in the prevalence of cannabis use appears to have ended. However, the rates have not returned to the low level noted in 1991.

Youth represent the subgroup of the population most at risk of motor vehicle accidents resulting in death or injury. In 2002, 15% and 26% of Nova Scotia students

with a driver's license drove a motor vehicle within an hour of having used alcohol or cannabis, respectively. The high rate of adolescents' driving after cannabis use should be viewed as a priority for prevention efforts. Prevention may be enhanced by inter-sectoral collaboration and a clear consensus in the goal of prevention efforts.

Unplanned sexual intercourse under the influence of a substance is associated with an increased risk of multiple sexual partners and inconsistent condom use, among both male and female adolescent students. In 2002, about 29% of adolescent students engaged in sexual intercourse, and of those, 35% had unplanned sexual intercourse while under the influence of a substance, at least once during the course of the year. The findings of the 1998 and 2002 surveys suggest that sex and drug education and interventions should provide information about these intersecting issues.

The 2002 survey revealed that 10% of Nova Scotia students attended a rave during the course of the year. MDMA (ecstasy) is sometimes available and used at raves. In 2002, 4% of Nova Scotia students used MDMA at least once during the year. Measures to minimize the risk of harm at raves include requiring that rave promoters provide free water, adequate ventilation, and medical and security personnel.

The 2002 survey showed that 3% and 2% of adolescent students met the definitions for at-risk and problem gambling, respectively. The rate of problem gambling was essentially the same in 2002 as in 1998. Efforts are needed to determine how best to define and measure problem gambling among adolescents.

The 2002 survey was conducted in Nova Scotia, New Brunswick and Prince Edward Island. The prevalence of substance use among adolescent students was essentially the same in Nova Scotia as in New Brunswick. The prevalence of use of illicit substances was significantly lower among students in Prince Edward Island. The prevalence of cigarette smoking decreased markedly in all three provinces.

How the survey was done

This is the third application of the standardized, self-reported *Student Drug Use Survey in the Atlantic Provinces*. The survey was conducted in New Brunswick, Prince Edward Island and Nova Scotia in the spring of 2002. Newfoundland and Labrador did not conduct the survey in 2002.

The *2002 Nova Scotia Student Drug Use Survey* is a province-wide survey of students in the public school system in grades 7, 9, 10 and 12. The survey was administered to students in 205 randomly-selected classes throughout Nova Scotia. Nearly all (99.4%) of the students present on the day of the survey participated. Participation was anonymous and confidential. This report is based on the responses of 4,247 students.

The 2002 questionnaire comprised 100 items and one open-ended question. Information was requested on demographics, social environment, substance use, associated risk behaviours and problems, help seeking, gambling, and school drug education and rules. The 2002 questionnaire also included a new section on mental health. This document does not report on the new section.

The *Nova Scotia Student Drug Use 2002 Highlights Report* presents the results from Nova Scotia as well as some key findings on the prevalence of substance use among students in New Brunswick and Prince Edward Island. The *Highlights Report* shows 95% confidence intervals for the estimates of the overall prevalence of substance use and 99% confidence intervals for comparisons by grade and gender. Detailed information is available in the *Nova Scotia Student Drug Use 2002: Technical Report*.

Findings in Nova Scotia

- In 2002, alcohol, cannabis and tobacco were the drugs most commonly used by adolescent students in Nova Scotia.
- About half of students consumed alcohol, more than one third used cannabis and almost one quarter smoked cigarettes in the 12 months before the survey.
- About 12% of students used psilocybin or mescaline.
- About 9% of students used amphetamines without a prescription and 7.5% of students used methylphenidate (Ritalin) without a prescription. About 13% of students used one or the other of these substances without a prescription.
- The remaining substances were used by a small percentage of students.

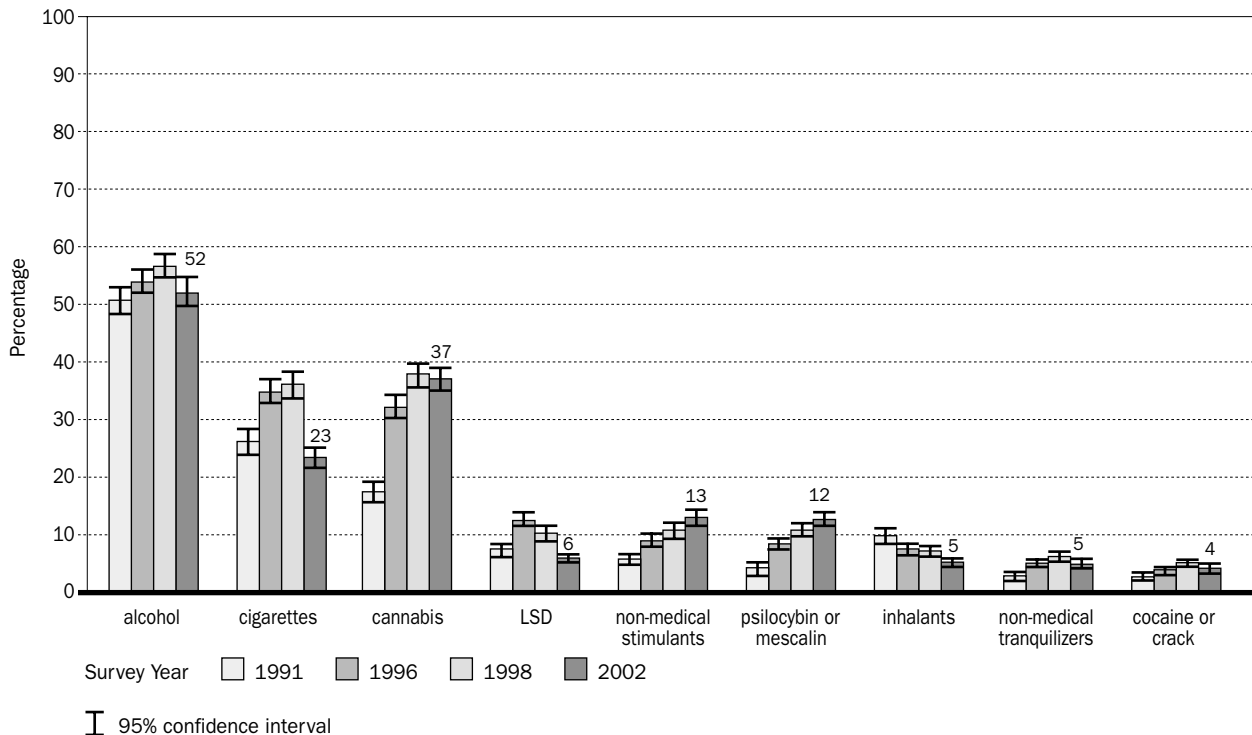
Any substance use in the year before the survey, as percentages of all students, 2002

Any use of...	%
Alcohol	51.7
Cannabis	36.5
Cigarettes	23.2
Psilocybin or Mescaline	12.2
Non-medical amphetamines	9.3
Non-medical methylphenidate (Ritalin)	7.5
LSD	5.5
Inhalants	4.9
Non-medical tranquilizers	4.7
MDMA (Ecstasy)	4.4
Cocaine or crack	3.9
Anabolic steroids	2.7
PCP	3.2
Heroin	1.6

Trends from 1991 to 2002

- The rates of substance use among adolescent students have varied greatly since 1991. From 1991 to 1998, there were marked increases in the prevalence of use of many substances. From 1998 to 2002, there were decreases in the prevalence of use of alcohol, cigarettes, LSD and inhalants, and no change relative to the use of the remaining substances.
- The most marked change from 1998 to 2002 was a decrease in the percentage of adolescent students who smoked cigarettes, from 36% to 23%.
- Regarding cannabis, the upward trend observed from 1991 to 1998 appears to have ended. However, the percentage of students who used cannabis in 2002 (37%) has not gone down to the low level seen in 1991 (17%).
- The percentage of students who used psilocybin or mescaline did not increase significantly from 1998 to 2002. However, an upward trend can be seen in the prevalence of use of these substances from 1991 to 2002.
- The percentage of students who used non-medical stimulants did not increase significantly from 1998 to 2002. However, an upward trend can be seen in the prevalence of use of these substances from 1991 to 2002.
- The prevalence of abstinence from all substance use increased from 35% in 1998 to 40% in 2002. The percentage of students who used all three of alcohol, cannabis and cigarettes decreased from 25% in 1998 to 17% in 2002. This change was due largely to fewer students smoking and using alcohol. The use of all three substances is important because this pattern of use is associated with an increased risk of substance-related problems.

Any substance use, 1991-2002, in the year before the survey, as percentages of all students



Alcohol

- About 26% percent of students reported they had never consumed alcohol. Of the remaining students, over half said the first time they had alcohol was in grade 8.
- In 2002, about 52% of students consumed alcohol during the course of the year.
- About 30% of students consumed alcohol more than once per month and 14% used alcohol at least once per week.
- About 28% of students reported they had been drunk at least once in the month before the survey.
- Students were more likely to have used alcohol and to have used alcohol to the point of drunkenness as more and more of their friends used alcohol.
- Patterns of alcohol use were about the same for males as for females.

Me [sic] and my friends drink a lot because when your [sic] in a small town there's truly nothing else to do on the weekend but drink/smoke pot. Don't get me wrong we don't every day but we usually do.

- Female, grade 10

I am not dependent on alcohol. I know my limits and keep myself safe.

- Female, grade 10

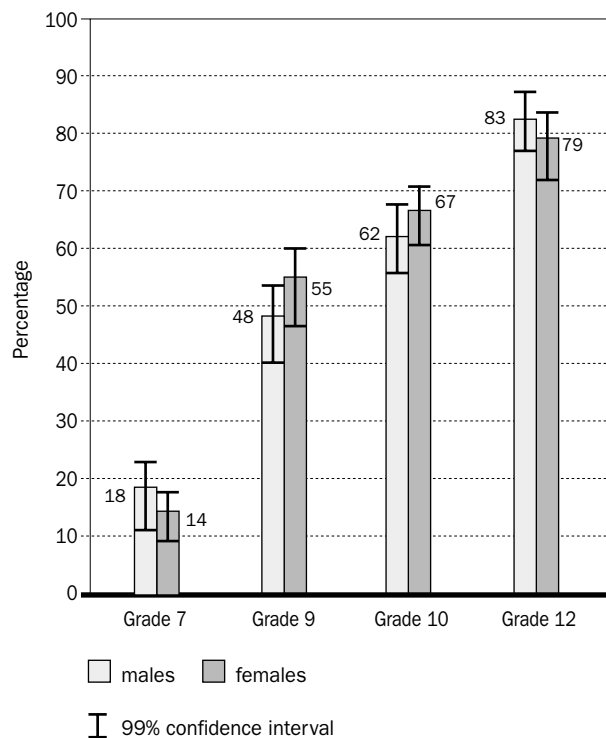
I have had the urge a few times to get drunk because my friends were.

- Female, grade 7

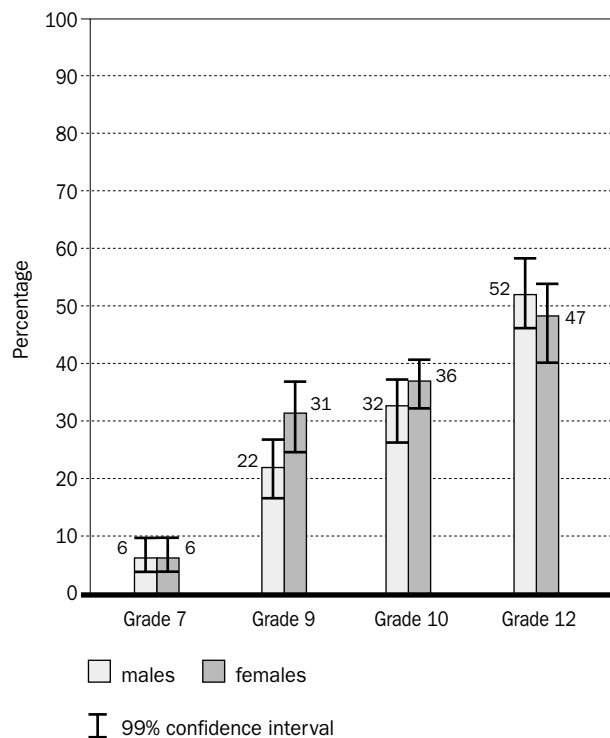
Some teenagers might have a small drink or even just a sip of alcohol on special events, like Christmas or New Years. So I would ask that you keep that in mind when you tally the results for this survey.

- Female, grade 9

Any alcohol use in the year before the survey, as percentages of all students



Drunkenness in the year before the survey, as percentages of all students



Tobacco

- About 41% of students had smoked a whole cigarette in their lifetime. The average age for first smoking a whole cigarette was 12.6 years.
- In 2002, about 23% of students smoked more than one cigarette in the course of the year.
- About 4% of all students smoked more than 10 cigarettes per day in the course of the year.
- Cigarette smoking was more common among older than younger students.
- In 2002, males and females were equally likely to have smoked cigarettes.
- Students were more likely to have smoked as more and more of their friends smoked.
- About 15% of students smoked cigars or pipes and 5% used chewing tobacco in the course of the year.
- More males than females smoked cigars or used chewing tobacco.
- More than half (56%) of students who smoked cigarettes tried to quit in the 6 months before the survey.

I believe smoking is the most harmful of everything and should be outlawed. It is offensive and disgusting.

– Female, grade 12

Smoking cigarettes is for faddists who want to fit in. I smoke weed and drink, but that's only because I feel better when I do it.

– Male, grade 9

I think that more teens will end up smoking pot because cigarettes have such a high price.

– Female, grade 10

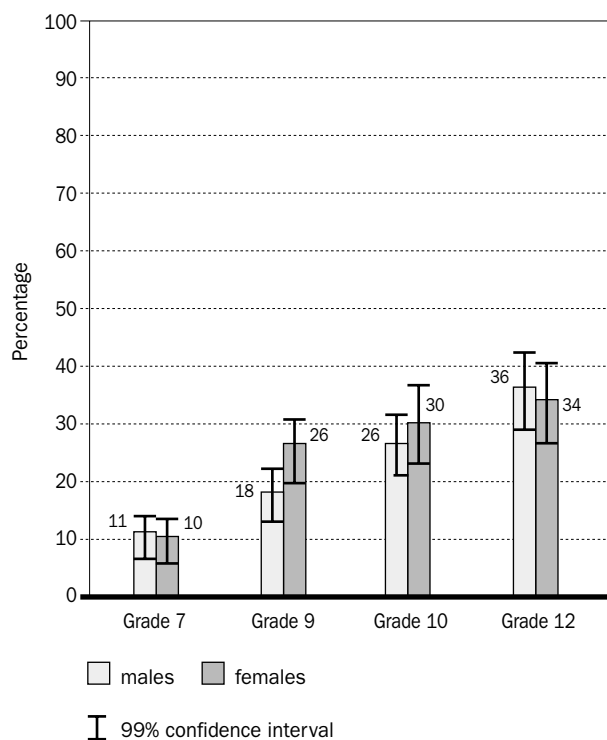
I smoke but rarely with friends. In a year all together it is probably added up to about 2 packs that I have smoked .

– Female, grade 10

I need help to quit smoke.

– Female, grade 12

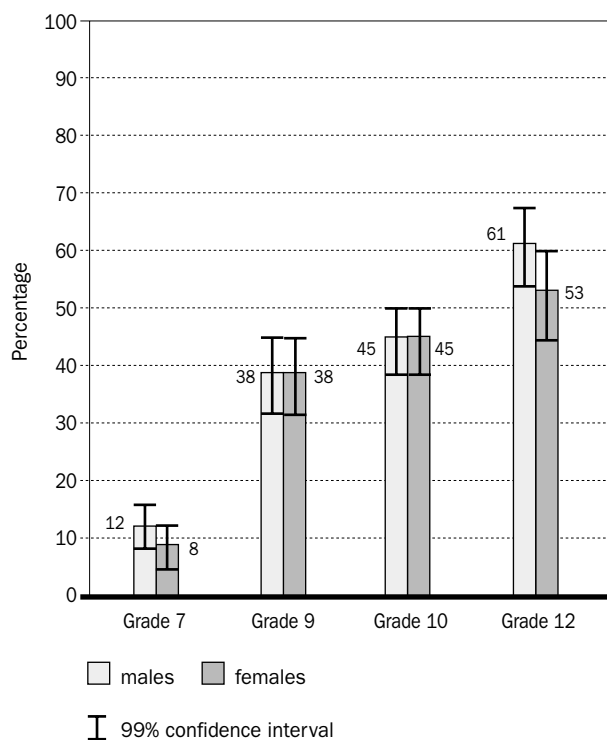
Any cigarette smoking in the year before the survey, as percentages of all students



Cannabis

- In 2002, about 37% of students used cannabis on at least one occasion in the course of the year.
- Males and females were equally likely to have done so.
- Cannabis use was more common among older than younger students, ranging from 10% in grade 7 to 57% in grade 12.
- Students were increasingly likely to have used cannabis as more and more of their friends used cannabis.
- In the month before the survey, about 22% of students used cannabis at least once and 5% of students used cannabis almost every day.

Any cannabis use in the year before the survey, as percentages of all students



I am a average student, who gets pretty good marks and have a great social and family life, and I smoke marijuana very often. This drug doesn't have bade [sic] side effects like most people think it does.

– Male, grade 12

I think it is possible to use drugs/alcohol responsibly and not let it interfere with school or anything else. I don't think using marijuana has in anyway affected my grades or my mental health. I am not at all an addict, I just use alcohol/marijuana for entertainment.

– Female, grade 10

People do not pressure me to smoke marijuana, I do it maybe once or twice a month because I do like the high, but only when I can feel safely high. So I know that the drug can be controlled in my life, I find it helps me with stress once a month.

– Male, grade 10

I dislike how you classify pot so much with the many other drugs on this survey. While taking the survey it seems you tolerate alcohol abuse much more then that of cannabis.

Cannabis is illegal but so is underage drinking, not to mention the loss of control associated with drinking alcohol as well as the damage it causes to a young persons liver. I am not saying cannabis is good for you but classifying it with cocaine or heroin is pure bull shit.

– Male, grade 10

Marijuana helps relax people so they can do things like study for tests, play instruments and sing. It helps you concentrate on what you are doing. It makes you appreciate every good thing in life. Everyone thinks it's bad but that is when they haven't tried it before. Only idiots do more than that, like the harder drugs that ruin their lives. I've been smoking it for 4 years, my grades are good and I feel good about who I am.

– Male, grade 10

LSD

- In 2002, about 6% of students used LSD at least once in the course of the year.
- Male and female students were equally likely to have used LSD.
- LSD use was more common among older than younger students, ranging from 2% in grade 7 to 8% in grade 12.

Amphetamines and methylphenidate (Ritalin)

- In 2002, about 9% of students used amphetamines without a prescription, on at least one occasion in the course of the year.
- About 8% of students used methylphenidate (Ritalin) without a prescription.
- Males and females were equally likely to have used these stimulants.
- Use of non-medical amphetamines was more common among older than younger students, ranging from about 2% in grade 7 to 16% in grade 12.
- Use of non-medical methylphenidate was more common among older than younger students, ranging from about 2% in grade 7 to 8% in grade 12.

Psilocybin and Mescaline

- Psilocybin and mescaline are hallucinogenic drugs. Psilocybin comes from certain mushrooms and mescaline comes from the peyote cactus.
- In 2002, about 12% of students used psilocybin or mescaline at least once in the course of the year.
- More males than females used these substances.
- Use of psilocybin or mescaline was more common among older than younger students, ranging from 3% in grade 7 to 19% in grade 12.

MDMA (Ecstasy)

- MDMA is a synthetic, psychoactive drug with both stimulant and hallucinogenic properties. In 2002, about 4% of students used MDMA at least once in the course of the year.
- Male and female students were equally likely to have used MDMA.

Other substances

- In 2002, less than 5% of students used inhalants, non-medical tranquilizers, cocaine or crack cocaine, PCP, anabolic steroids or heroin, at least once in the course of the year.
- Less than 1% of students injected substances for non-medical purposes.

Raves

- In 2002, about 10% of students attended at least one rave during the year.
- Students in grade 10 were the most likely to have attended these events
- Males and females were equally likely to have attended a rave.

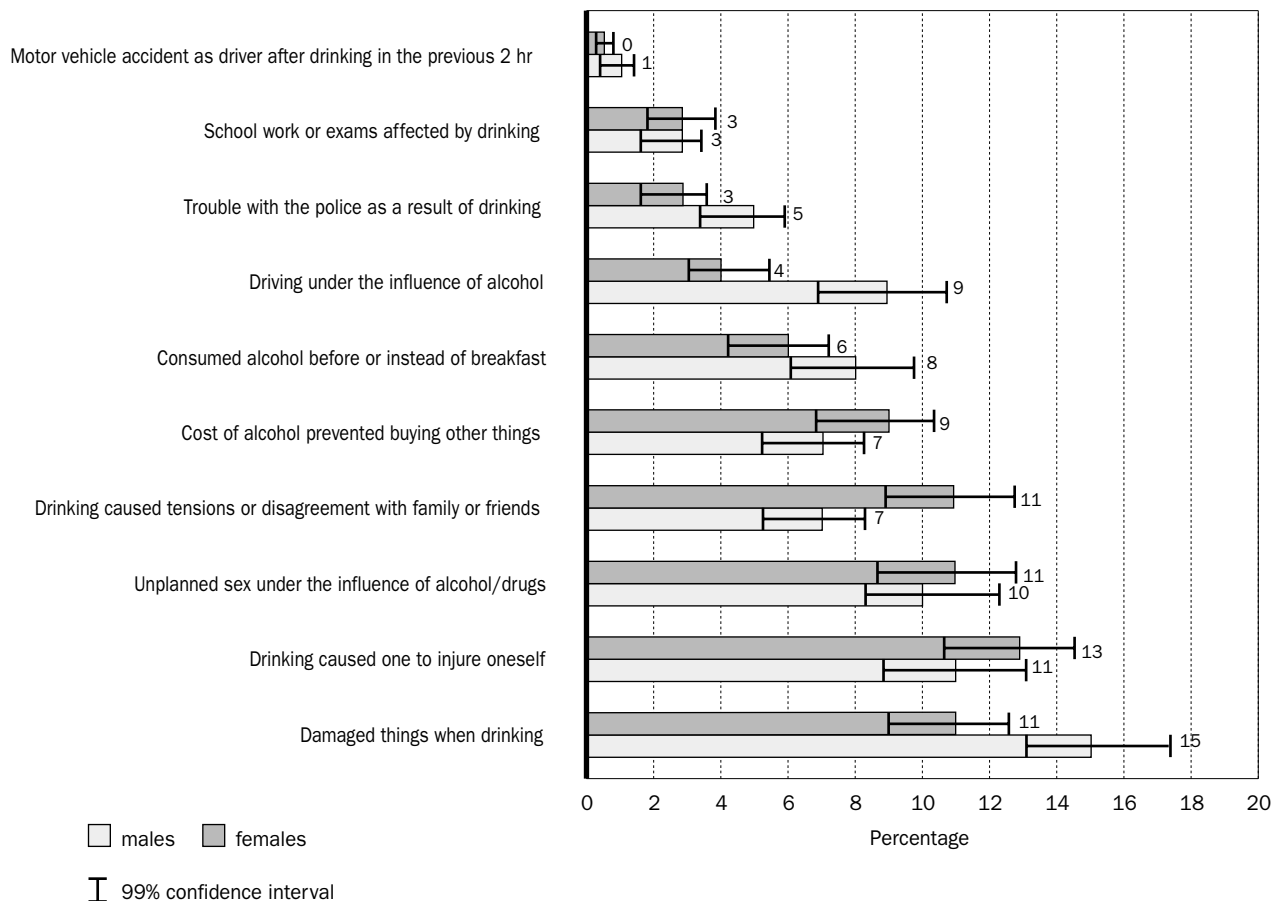
Alcohol-related Problems and Risks

- In 2002, about 31% of students had at least one of 10 alcohol-related problems or risks and 11% had three or more such problems in the course of the year.
- Male and female students were equally likely to have had alcohol-related problems or risks.
- The three most common problems or risks were having damaged things when drinking, injuring oneself as a result of drinking, and having unplanned sex under the influence of a substance.
- Alcohol-related problems or risks were more common among older than younger students.

I am a border line alcoholic who drink a lot, and I smoke weed everyday ... I also start fights with my girlfriend for no reason. P.S. I also do E and acid and pills a lot.

– Male, grade 12

Alcohol-related problems or risks, in the year before the survey, as percentages of all students



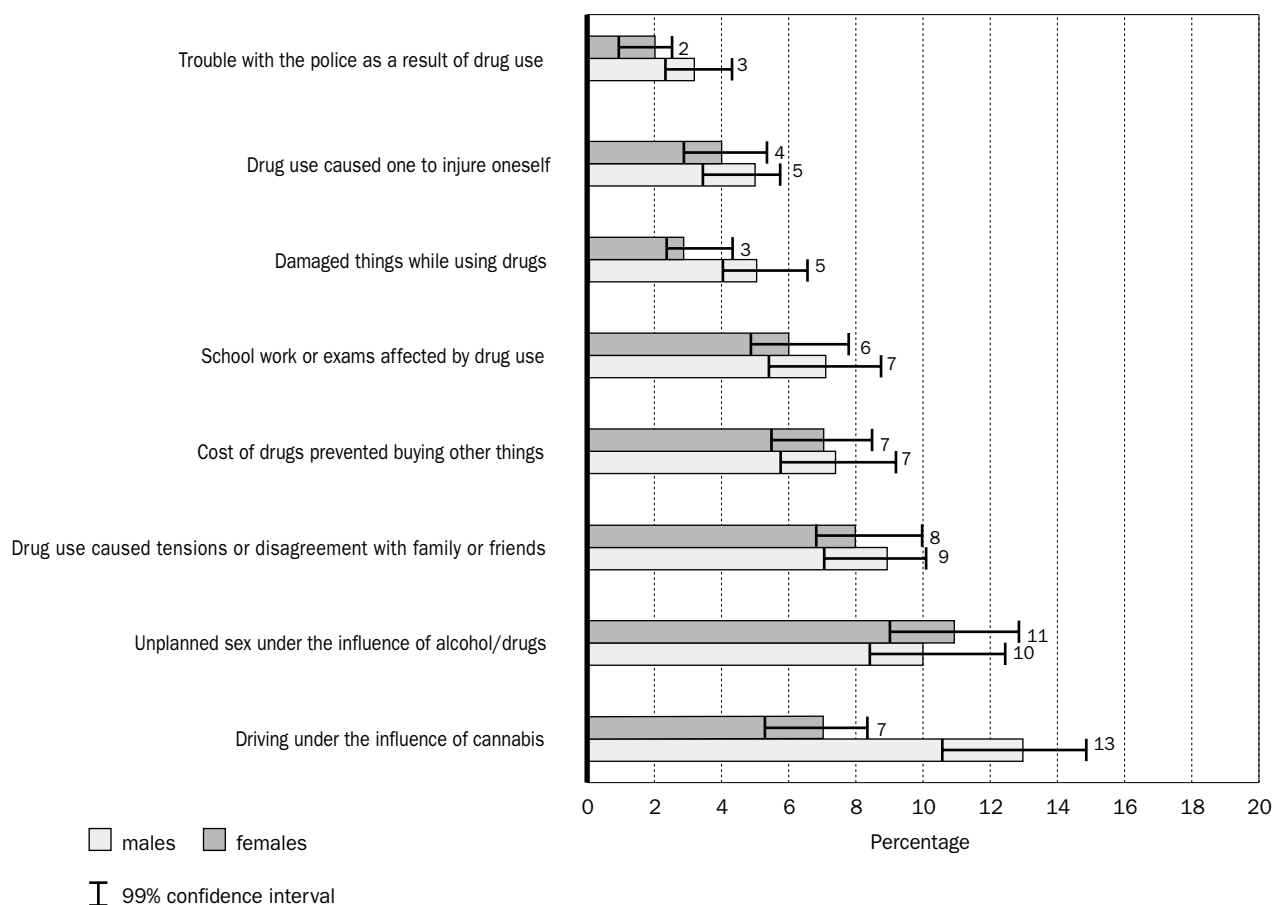
Drug-related Problems and Risks

- In 2002, about 23% of students had at least one of 8 drug-related problems or risk and 8% of students had three or more such problems in the course of the year.
- The three most common drug-related problems were driving after having used cannabis, having unplanned sex under the influence of a substance, and drug use causing tension or disagreement with family or friends.
- Males and females were equally likely to have drug-related problems or risks.
- Drug-related problems or risks were more common among older than younger students.

A few years ago I was unsure about life and didn't care about choices I made. Because of my actions I failed a grade twice, and now I have to stay back with younger people whom are more immature than me. All of this was because of alcohol and marijuana. I have now cut back and do well in school. I still smoke and drink, but these things no longer affect my school work because of my self control.

– Gender, grade unknown

Drug-related problems or risks, in the year before the survey, as percentages of all students



Alcohol, Drugs and Sexual Behaviour

- In 2002, about 29% of students had sexual intercourse in the course of the year, ranging from 8% in grade 7 to 60% in grade 12.
- Males and females were equally likely to have done so.
- Engaging in sexual intercourse was more common among older than younger students.
- Unplanned sexual intercourse under the influence of a substance is known to be associated with an increased risk of multiple sexual partners and inconsistent condom use, among both male and female adolescent students. In 2002, of those students who had sexual intercourse, 35% had unplanned sexual intercourse under the influence of a substance.
- In 2002, of those who had sexual intercourse, 64% used a condom at the time of their last sexual intercourse. Females were less likely than males to have done so. Students in grade 12 were less likely than younger students to have done so.
- The three most common reasons for not having used a condom were not having a condom at the time of intercourse, feeling that condoms interfere with sex and being under the influence of a substance.

I have been forced to have sex due to my partner being on drugs also he was drinking, but he used a condom. I have also been beat by him when he was on drugs or drinking.

– Female, grade 10

I only drank alcohol once, I had a glass of cool and half of a beer. When I had sexual intercourse without a condom, I didn't think it was going to happen. It just did...

– Male, grade 10

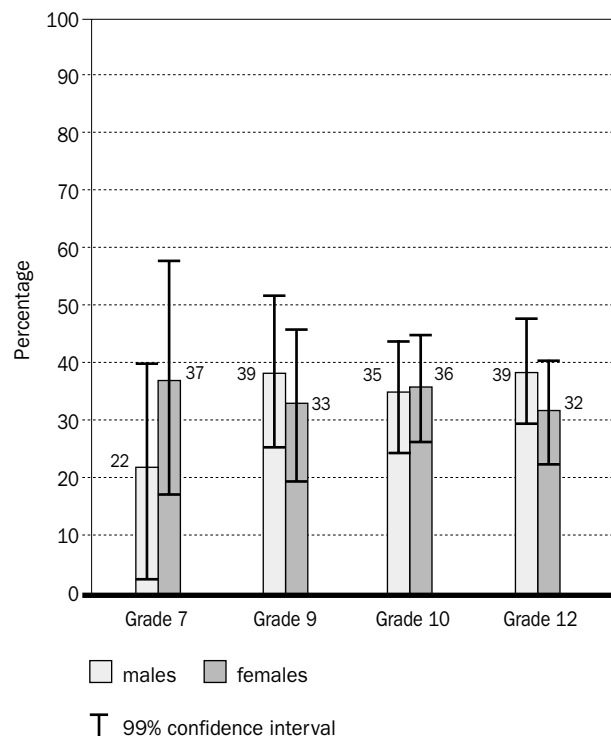
That I have had sex only once but I don't count it and many teenage girls do this.

– Female, grade 9

Even though I haven't had sex it's a big issue and is consently [sic]there.

– Female, grade 9

Unplanned sex under the influence of alcohol or drugs, as percentages of students who had sexual intercourse in the year before the survey



Driving, drinking and cannabis use

- In 2002, about 7% of students drove a motor vehicle within an hour of having two or more drinks of alcohol, on at least one occasion in the course of the year.
- About 15% of students with a driver's license drove a motor vehicle within an hour of having two or more drinks of alcohol, on at least one occasion in the course of the year. More males than females did so (19% vs. 11% respectively). More students in grade 12 than in grade 10 did so (18% vs. 7% respectively).
- In 2002, about 10% of students drove a motor vehicle within one hour of having used cannabis, on at least one occasion in the course of the year.
- About 26% of students with a driver's license drove a motor vehicle within an hour of using cannabis, on at least one occasion in the course of the year. More males than females did so (30% vs. 20% respectively). More students in grade 12 than in grade 10 did so (30% vs. 16% respectively).
- In 2002, about 23% of students were passengers in a motor vehicle with an alcohol-impaired driver, on at least one occasion in the course of the year. More females than males were passengers of alcohol-impaired drivers (26% vs. 20%). Being a passenger of an alcohol-impaired driver was more common among older than younger students, ranging from 12% in grade 7 to 29% in grade 12.

as a student I find people are expirementing [sic] more; but with that my friends have been very responsible i.e. quick to take keys if someone is to intoxicated to drive and I find as a persons there is more help, info available to me about long term affects [sic] of drugs, alcohol etc. But people will always expirement [sic] you really can't stop it.

– Female, grade 12

Help-Seeking Behaviour

- In 2002, about 3% of students felt they needed help for their alcohol use and 2% received such help.
- About 7% of students felt they needed help for their cigarette smoking and 3% received such help. The largest percentage of students who felt they needed help with their cigarette smoking was in grade 12 (11%).
- About 4% of students felt they needed help with other substance use and 3% received such help.
- About 2% of students felt they needed help for their gambling and 2% received such help.

I have recently quit smoking tobacco and using all drugs. I have been clean of both for 4 months. The biggest help came from someone that I love.

– Gender unknown, grade 12

A few years ago, I spent some time in rehab for my drug, (crystal meth, coke, heroin) alcohol addictions. I've been clean for two years.

– Female, grade 12

Gambling

- In 2002, about 63% of students participated in at least one of 8 gambling activities, on at least one occasion in the course of the year.
- The most and least common gambling activities were scratch tabs (43%) and video lottery terminals (7%).
- More females than males played bingo. Males and females were equally likely to have played scratch tabs and break opens. Males were more likely than females to have participated in any of the remaining 5 gambling activities.
- About 3% of students met the definition of at-risk gambling and 2% met the definition of problem gambling.
- More males than females met the definition of problem gambling (3% vs. 1%, respectively).
- At-risk and problem gambling were not associated with age.

Regarding the gambling section: although I do not gamble I do buy lotto tickets which may be classified as gambling.

– Female, grade 12

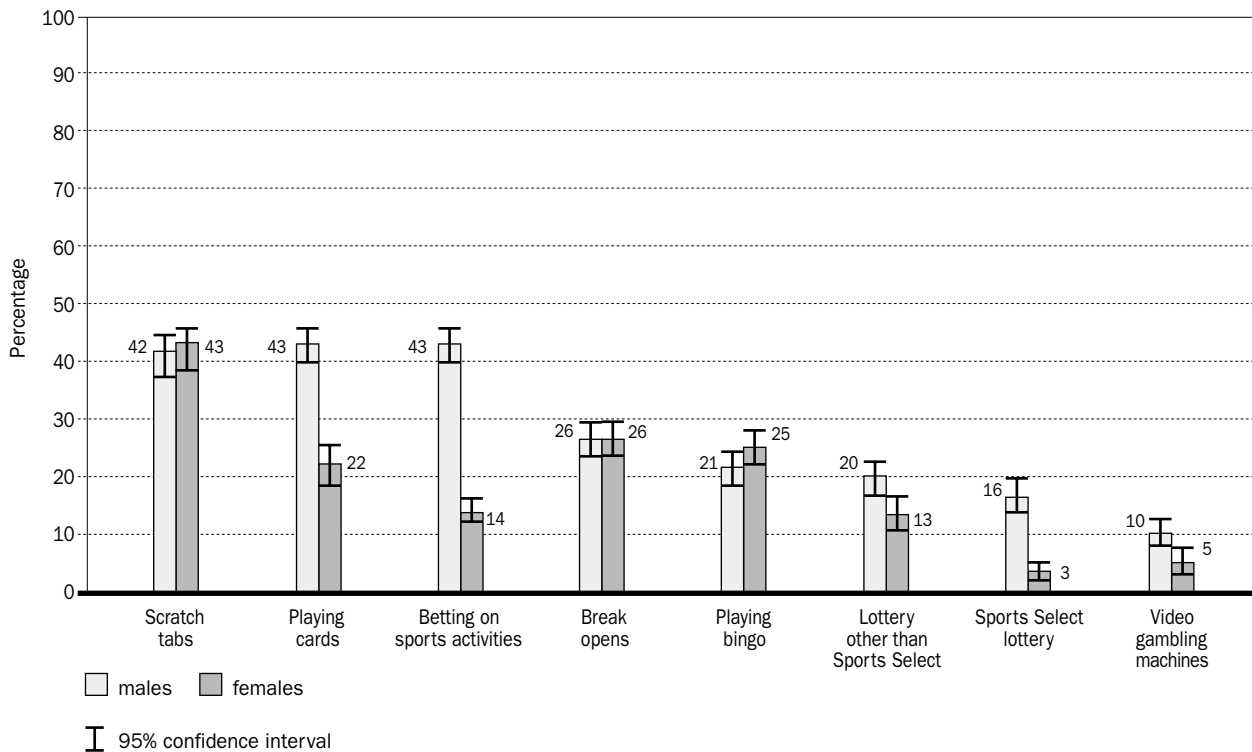
...I gamble only with my father and on scratch tickets.

– Male, grade 7

Making 2 dollar bets with friends isn't a big deal. That's the only betting I do.

– Male, grade 9

Participation in gambling activities, in the year before the survey, as percentages of all students



School Drug Education and Rules

- Students were asked about education on alcohol, tobacco, drugs and decision-making.
- The percentages of junior high school students who recalled such classes ranged from 73% to 84%. The percentages of senior high school students who recalled such classes ranged from 48% to 60%.
- In 2002, about 85% of students were aware their school had a rule against alcohol use, 2% reported their school did not, and 13% did not know.
- About 69% of students indicated their school had a rule against smoking, 17% reported their school did not, and 14% did not know.

I do not think that education on this will help kids actually stop doing these things. The more you tell us its bad the more we do it it is enevable[sic]. If an individual person needs help then they will get it or their family or friends will force it upon them. This was a waste of my valuable school time just like the classes about the education for these supposed 'Problems in society'!
– Female, grade 10

I think the schools should have a more depth on sex, drugs and Depression. I think they should have a class on just that kind of stuff like PDR.
– Female, grade 12

Our grade 9 PDR has not taught us much. We have only had a few classes and all we talked about was gambling. A police officer came in to talk to us about drugs once. That's it. The teacher doesn't seem to understand what its like as a teenager faced with drugs and alcohol. It's hard to say no.
– Female, grade 9

The only drugs I was spoken to about were cocaine and heroin.
– Male, grade 11

I think kids will do as they please no matter what school tells them. I think kids listen more to parent then teachers.
– Female, grade 9

I know that teachers talk about drugs/sex/alcohol in junior high and basically get you prepared for high school, but I think that they should talk about it in HS also.
– Female, grade 10

I feel that a lot of teen use drugs, alcohol and smoke. I have tried drinking and drugs but I don't use them. I have never tried a cigarette, I think they are disgusting. But a lot of teens do other sexual acts such as, oral sex etc. We should spend more time talking in school about this and what can happen etc.
– Female, grade 10

Regarding [school rules,] from what I've seen the faculty doesn't care what we do on school grounds they just ignore it.
– Male, grade 9

I think our schools need smoking sections.
– Male, grade 9

Our school has rules about drinking, smoking, and doing drugs on school property/at school events, but it is not often reinforced. It's very easy to get away with.
– Female, grade 10

Substance Use by Adolescent Students in the Atlantic Provinces

- In 2002, the substances most commonly used by adolescent students in the Atlantic Provinces were alcohol, cannabis and tobacco.
- The prevalence of substance use among adolescent students was essentially the same in Nova Scotia as in New Brunswick.
- The prevalence of use of illicit substances was significantly lower among students in Prince Edward Island than in Nova Scotia and New Brunswick.
- From 1998 to 2002, the prevalence of cigarette smoking decreased markedly in all three provinces.

Any substance use among adolescent students in Nova Scotia, New Brunswick and Prince Edward Island, as percentages, 2002

	NS	NB	PEI
Any use of . . .	%	%	%
Alcohol	51.7	53.2	48.2
Cannabis	36.5	34.9	23.7
Cigarettes	23.2	20.7	18.2
Psilocybin or mescaline	12.2	11.7	6.3
Non-medical amphetamines	9.3	11.0	6.2
Non-medical methylphenidate (Ritalin)	7.5	5.8	6.3
LSD	5.5	5.2	3.5
Inhalants	4.9	5.3	5.8
Non-medical tranquilizers	4.7	5.0	3.7
MDMA (Ecstasy)	4.4	4.0	3.2
Cocaine or crack	3.9	3.6	2.4
PCP	3.2	3.9	1.5
Anabolic steroids	2.7	2.8	2.8
Heroin	1.6	1.9	1.7

Recommendations

Recommendation 1

Parents/guardians, teachers, schools, communities, and government should continue to support students to make healthy, less harmful decisions, about substance use and gambling.

Not all students are involved in substance use and/or gambling. More than 40% of students in Nova Scotia reported no substance use, including alcohol and tobacco, in the past year. However, students who do experience problems associated with substance use and gambling present a challenge to those responsible for assisting them to make healthy, less harmful decisions. A full continuum of services based on the needs of students is required. As well, schools and teachers should be supported to implement a school drug education curriculum that ensures sufficient program duration and intensity.

Recommendation 2

Addiction Services in the District Health Authorities should enhance intersectoral collaboration with schools and communities to enhance prevention activities and to develop strategies to assist students who may be harmfully involved in substance use and/or gambling.

Partnerships between stakeholders in education, health and school communities that involve students, parents/guardians, community representatives, teachers, and school administrators can facilitate the assessment of school and community needs, the development of effective school policies, and implementation of effective drug education.

Recommendation 3

Strategies aimed at adolescent substance use and associated problems and risks are more likely to succeed with the support of the key stakeholders. Meaningful collaboration is needed

among government sectors, schools, communities, students and parents to identify and implement appropriate strategies.

Policies related to the control of alcohol, tobacco, and other drugs and gambling are clearly required. However, effective prevention strategies, including the provision of accurate information about substance use and gambling and the associated risks, need to be in place to complement such policies. Strategies and policies that support the early identification and referral of adolescents experiencing problems associated with substance use and/or gambling must also be addressed.

Recommendation 4

The findings from the 2002 Student Drug Use Survey should be communicated to key stakeholders throughout the province.

Students, parents/guardians, teachers, schools, communities, and policy makers, alike, should be informed about the trends in substance use among students, as well as drug education and prevention strategies. Understanding these trends will assist in the enhancement of adolescent-specific services spanning the continuum of care, which includes prevention, early identification and referral, and treatment.

Recommendation 5

The standardized Student Drug Use Survey should be repeated in the Atlantic Provinces in a three-to four-year cycle.

The standardized Student Drug Use Survey provides relevant monitoring data to evaluate the successes within the field of addictions-related health including goals, objectives, and strategies related to adolescent substance use and gambling. Collaboration with the other Atlantic provinces will enhance the ability to advance the field of addictions-related health as it pertains to adolescents.

The 2002 Nova Scotia Student Drug Use Survey was a collaborative initiative involving the Departments of Health and Education, the School Boards and schools of Nova Scotia, and Dalhousie University. In Nova Scotia, the survey is funded through Addiction Services, Department of Health.

Principal investigator

Christiane Poulin
Canada Research Chair in Population Health and Addictions
Dalhousie University
5849 University Avenue
Halifax, NS
B3H 4H7
Christiane.Poulin@dal.ca

Additional Copies

More detailed information is available in *Nova Scotia Student Drug Use 2002: Technical Report*. To obtain a copy of the technical report or for additional copies of the highlights report, contact:

Brian Wilbur
Addiction Services
Integrated Primary and Population Health Branch
Nova Scotia Department of Health
PO Box 488
Halifax, NS
B3J 2R8
Telephone 902 424 7220

For more information in the Atlantic Provinces, contact:

Prince Edward Island

Linda Van Til
Department of Health and Social Services
PO Box 2000
Charlottetown, PEI
C1A 7N8

New Brunswick

Jian Liu
Department of Health and Community Services
PO Box 5100, Carleton Place
Fredericton, NB
E3B 5G8

Newfoundland and Labrador

Addiction Services
Department of Health
1st Floor, Confederation Building
PO Box 8700
St. John's, NF
A1B 4J6

© Crown copyright, Province of Nova Scotia, 2002
ISBN: 0-7703-1250-0
Published through Communications Nova Scotia
Design and Layout: ArtWorks

