

Table 1/Tableau 1
 Respiratory Virus Detections/Isolations for the week ending November 3, 2007 (Reporting Week 200744)
 Détection/isolément de virus des voies respiratoires pour la semaine se terminant le 3 novembre 2007 (Code hebdomadaire 200744)

| Reporting Laboratory Laboratoire rapporteur | Flu/Grippe Test | Flu/Grippe A Pos. | Flu/Grippe B Pos. | R.S.V. Test | R.S.V. Pos. | PIV Test | PIV 1 Pos. | PIV 2 Pos. | PIV 3 Pos. | PIV 4 Pos. | Other/Autre PIV Pos. | Adeno Test | Adeno Pos. |
|--|--------------------|----------------------|----------------------|----------------|----------------|-------------|---------------|---------------|---------------|---------------|-------------------------|---------------|---------------|
| Newfoundland./Terre-Neuve | 0 | 0 | 0 | 2 | 0 | 0 | 0 | 0 | 0 | 0 | 0 | 0 | 0 |
| Prince Edward Island./ Île-du-Prince-Édouard | 0 | 0 | 0 | 0 | 0 | 0 | 0 | 0 | 0 | 0 | 0 | 0 | 0 |
| Nova Scotia/Nouvelle-Écosse | 10 | 0 | 0 | 10 | 0 | 10 | 1 | 0 | 0 | 0 | 0 | 10 | 0 |
| New Brunswick/Nouveau-Brunswick | 14 | 0 | 0 | 1 | 0 | 2 | 2 | 0 | 0 | 0 | 0 | 2 | 0 |
| Atlantic/Atlantique | 24 | 0 | 0 | 13 | 0 | 12 | 3 | 0 | 0 | 0 | 0 | 12 | 0 |
| Région Nord-Est | 6 | 0 | 0 | 4 | 0 | 0 | 0 | 0 | 0 | 0 | 0 | 0 | 0 |
| Québec-Chaudière-Appalaches | 45 | 0 | 0 | 66 | 0 | 43 | 2 | 0 | 0 | 0 | 0 | 70 | 4 |
| Centre-du-Québec | 13 | 0 | 0 | 23 | 0 | 5 | 0 | 0 | 0 | 0 | 0 | 5 | 0 |
| Montréal-Laval | 125 | 1 | 0 | 184 | 22 | 145 | 11 | 3 | 1 | 0 | 0 | 153 | 5 |
| Ouest du Québec | 7 | 0 | 0 | 8 | 2 | 0 | 0 | 0 | 0 | 0 | 0 | 0 | 0 |
| Montérégie | 2 | 0 | 0 | 5 | 3 | 0 | 0 | 0 | 0 | 0 | 0 | 0 | 0 |
| Province of/de Québec | 198 | 1 | 0 | 290 | 27 | 193 | 13 | 3 | 1 | 0 | 0 | 228 | 9 |
| Ottawa P.H.L. | | | | | | | | | | | | | |
| CHEO/HEEO - Ottawa | | | | | | | | | | | | | |
| Toronto Medical Laboratory | | | | | | | | | | | | | |
| Kingston | 10 | 0 | 0 | 10 | 0 | 10 | 2 | 0 | 0 | 0 | 0 | 10 | 0 |
| C.P.H.L. - Toronto | 161 | 0 | 0 | 182 | 4 | 155 | 20 | 1 | 0 | 2 | 0 | 155 | 0 |
| Sick Kids'Hospital - Toronto | 79 | 0 | 0 | 79 | 1 | 79 | 9 | 2 | 0 | 0 | 0 | 79 | 1 |
| Sunnybrook & Women's College HSC | 6 | 0 | 0 | 6 | 0 | 6 | 0 | 0 | 0 | 0 | 0 | 6 | 0 |
| Sault Ste. Marie | | | | | | | | | | | | | |
| Timmins | 0 | 0 | 0 | 0 | 0 | 0 | 0 | 0 | 0 | 0 | 0 | 0 | 0 |
| St. Joseph's - London | 17 | 0 | 0 | 17 | 0 | 17 | 0 | 0 | 0 | 0 | 0 | 17 | 0 |
| London P.H.L. | 41 | 0 | 0 | 41 | 0 | 41 | 1 | 0 | 0 | 0 | 0 | 41 | 0 |
| Orillia P.H.L. | 14 | 0 | 0 | 14 | 0 | 14 | 2 | 0 | 0 | 0 | 0 | 14 | 0 |
| Windsor | 4 | 0 | 0 | 4 | 0 | 4 | 0 | 0 | 0 | 0 | 0 | 4 | 0 |
| Thunder Bay | 3 | 0 | 0 | 1 | 0 | 3 | 0 | 0 | 0 | 0 | 0 | 3 | 0 |
| Sudbury P.H.L. | | | | | | | | | | | | | |
| Hamilton P.H.L. | 2 | 0 | 0 | 3 | 0 | 2 | 0 | 0 | 0 | 0 | 0 | 2 | 0 |
| Peterborough P.H.L. | 17 | 0 | 0 | 17 | 0 | 17 | 0 | 0 | 0 | 0 | 0 | 17 | 0 |
| Province of/de l'Ontario | 354 | 0 | 0 | 374 | 5 | 348 | 34 | 3 | 0 | 2 | 0 | 348 | 1 |
| Manitoba | 39 | 0 | 0 | 41 | 1 | 39 | 0 | 0 | 0 | 0 | 0 | 39 | 4 |
| Regina | 49 | 0 | 0 | 49 | 0 | 49 | 3 | 1 | 0 | 0 | 0 | 49 | 2 |
| Saskatoon | 22 | 0 | 0 | 20 | 2 | 22 | 0 | 0 | 0 | 0 | 1 | 22 | 3 |
| Province of/de la Saskatchewan | 71 | 0 | 0 | 69 | 2 | 71 | 3 | 1 | 0 | 0 | 1 | 71 | 5 |
| Calgary | 343 | 0 | 0 | 169 | 0 | 187 | 0 | 0 | 0 | 0 | 2 | 157 | 3 |
| Edmonton | 234 | 1 | 0 | 233 | 0 | 234 | 0 | 0 | 0 | 0 | 15 | 128 | 6 |
| Province of/de l'Alberta | 577 | 1 | 0 | 402 | 0 | 421 | 0 | 0 | 0 | 0 | 17 | 285 | 9 |
| Prairies | 687 | 1 | 0 | 512 | 3 | 531 | 3 | 1 | 0 | 0 | 18 | 395 | 18 |
| British Columbia/Colombie-Britannique | 33 | 0 | 0 | 33 | 0 | 33 | 0 | 0 | 0 | 0 | 0 | 33 | 0 |
| CANADA | 1296 | 2 | 0 | 1222 | 35 | 1117 | 53 | 7 | 1 | 2 | 18 | 1016 | 28 |

Also available at: <http://www.phac-aspc.gc.ca/bid-bmi/dsd-dsm/rvdi-divr/index.html>

Aussi disponible sur le site: http://www.phac-aspc.gc.ca/bid-bmi/dsd-dsm/rvdi-divr/index_f.html

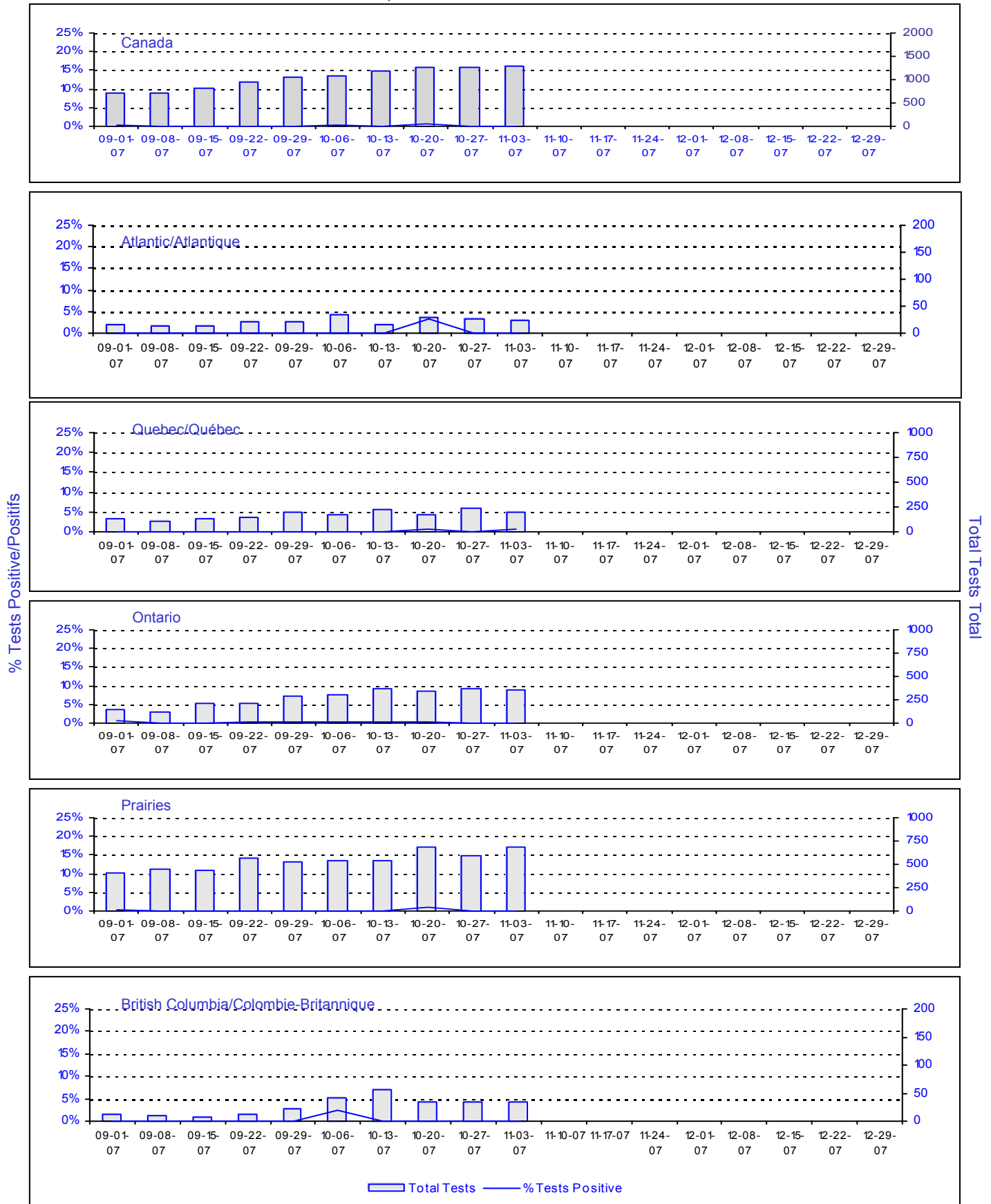
Table 2/Tableau 2
Respiratory Virus Detections/Isolations for the period August 26, 2007 - November 3, 2007
Détection/isolement de virus des voies respiratoires pour la période du 26 août 2007 - 3 novembre 2007
(Reporting Weeks 200735 -200744/Code hebdomadaire 200735-200744)

| Reporting Laboratory Laboratoire rapporteur | Flu/Grippe Test | Flu/Grippe A Pos. | Flu/Grippe B Pos. | R.S.V. Test | R.S.V. Pos. | PIV Test | PIV 1 Pos. | PIV 2 Pos. | PIV 3 Pos. | PIV 4 Pos. | Other/Autre PIV Pos. | Adeno Test | Adeno Pos. |
|--|--------------------|----------------------|----------------------|----------------|----------------|-------------|---------------|---------------|---------------|---------------|-------------------------|---------------|---------------|
| Newfoundland./Terre-Neuve | 25 | 0 | 0 | 19 | 0 | 3 | 0 | 0 | 0 | 0 | 0 | 4 | 0 |
| Prince Edward Island./ Île-du-Prince-Édouard | 20 | 0 | 0 | 23 | 0 | 20 | 0 | 1 | 0 | 0 | 0 | 20 | 1 |
| Nova Scotia/Nouvelle-Écosse | 95 | 0 | 1 | 95 | 0 | 95 | 1 | 0 | 0 | 0 | 0 | 95 | 2 |
| New Brunswick/Nouveau-Brunswick | 76 | 0 | 0 | 67 | 0 | 63 | 2 | 0 | 0 | 0 | 0 | 63 | 2 |
| Atlantic/Atlantique | 216 | 0 | 1 | 204 | 0 | 181 | 3 | 1 | 0 | 0 | 0 | 182 | 5 |
| Région Nord-Est | 34 | 0 | 0 | 51 | 7 | 0 | 0 | 0 | 0 | 0 | 0 | 0 | 0 |
| Québec-Chaudière-Appalaches | 426 | 0 | 0 | 527 | 0 | 373 | 9 | 2 | 1 | 0 | 0 | 506 | 20 |
| Centre-du-Québec | 75 | 0 | 0 | 98 | 0 | 41 | 3 | 0 | 0 | 0 | 0 | 40 | 0 |
| Montréal-Laval | 1157 | 2 | 0 | 1743 | 56 | 1516 | 63 | 12 | 7 | 0 | 0 | 1660 | 30 |
| Ouest du Québec | 20 | 0 | 0 | 31 | 3 | 0 | 0 | 0 | 0 | 0 | 0 | 0 | 0 |
| Montréal | 7 | 0 | 0 | 31 | 6 | 0 | 0 | 0 | 0 | 0 | 0 | 0 | 0 |
| Province of/de Québec | 1719 | 2 | 0 | 2481 | 72 | 1930 | 75 | 14 | 8 | 0 | 0 | 2206 | 50 |
| Ottawa P.H.L. | 15 | 0 | 0 | 0 | 0 | 0 | 0 | 0 | 0 | 0 | 0 | 0 | 0 |
| CHEO/HEEO - Ottawa | | | | | | | | | | | | | |
| Kingston | 96 | 0 | 0 | 96 | 0 | 96 | 13 | 1 | 0 | 0 | 0 | 96 | 1 |
| Toronto Medical Laboratory | 105 | 0 | 0 | 105 | 1 | 105 | 0 | 1 | 3 | 0 | 0 | 105 | 0 |
| C.P.H.L. - Toronto | 1060 | 5 | 1 | 1145 | 12 | 993 | 58 | 8 | 2 | 2 | 0 | 993 | 7 |
| Sick Kids' Hospital - Toronto | 517 | 0 | 0 | 517 | 9 | 517 | 34 | 9 | 0 | 1 | 0 | 517 | 6 |
| Sunnybrook & Women's College HSC | 106 | 0 | 0 | 106 | 0 | 96 | 0 | 0 | 0 | 0 | 0 | 106 | 0 |
| Sault Ste. Marie | 3 | 0 | 0 | 3 | 0 | 3 | 0 | 0 | 0 | 0 | 0 | 3 | 0 |
| Timmins | 23 | 0 | 0 | 23 | 0 | 23 | 0 | 0 | 0 | 0 | 0 | 22 | 0 |
| St.Joseph's-London | 97 | 0 | 0 | 97 | 4 | 97 | 0 | 1 | 0 | 0 | 0 | 97 | 1 |
| London P.H.L. | 244 | 0 | 0 | 244 | 1 | 244 | 20 | 0 | 1 | 0 | 0 | 244 | 1 |
| Orillia P.H.L. | 159 | 0 | 0 | 159 | 0 | 159 | 4 | 1 | 0 | 0 | 0 | 159 | 4 |
| Windsor | 56 | 0 | 0 | 56 | 0 | 56 | 2 | 0 | 0 | 0 | 0 | 56 | 0 |
| Thunder Bay | 20 | 0 | 0 | 13 | 0 | 65 | 0 | 0 | 0 | 0 | 0 | 20 | 0 |
| Sudbury P.H.L. | 49 | 0 | 0 | 49 | 0 | 49 | 2 | 0 | 0 | 0 | 0 | 49 | 0 |
| Hamilton P.H.L. | 62 | 0 | 0 | 73 | 0 | 62 | 1 | 0 | 0 | 0 | 0 | 62 | 0 |
| Peterborough P.H.L. | 110 | 0 | 0 | 110 | 0 | 110 | 6 | 1 | 0 | 0 | 0 | 110 | 0 |
| Province of/de l'Ontario | 2722 | 5 | 1 | 2796 | 27 | 2675 | 140 | 22 | 6 | 3 | 0 | 2639 | 20 |
| Manitoba | 357 | 0 | 0 | 375 | 1 | 352 | 0 | 0 | 0 | 0 | 0 | 352 | 23 |
| Regina | 571 | 0 | 0 | 571 | 3 | 571 | 7 | 4 | 0 | 0 | 0 | 571 | 18 |
| Saskatoon | 162 | 0 | 0 | 136 | 5 | 162 | 0 | 0 | 0 | 0 | 6 | 162 | 8 |
| Province of/de la Saskatchewan | 733 | 0 | 0 | 707 | 8 | 733 | 7 | 4 | 0 | 0 | 6 | 733 | 26 |
| Calgary | 2340 | 7 | 0 | 1083 | 0 | 1231 | 0 | 0 | 0 | 0 | 10 | 1101 | 14 |
| Edmonton | 1992 | 2 | 0 | 1975 | 4 | 2009 | 0 | 0 | 0 | 0 | 68 | 1229 | 38 |
| Province of/de l'Alberta | 4332 | 9 | 0 | 3058 | 4 | 3240 | 0 | 0 | 0 | 0 | 78 | 2330 | 52 |
| Prairies | 5422 | 9 | 0 | 4140 | 13 | 4325 | 7 | 4 | 0 | 0 | 84 | 3415 | 101 |
| British Columbia/Colombie-Britannique | 262 | 1 | 0 | 262 | 1 | 262 | 0 | 0 | 0 | 0 | 0 | 262 | 0 |
| CANADA | 10341 | 17 | 2 | 9883 | 113 | 9373 | 225 | 41 | 14 | 3 | 84 | 8704 | 176 |

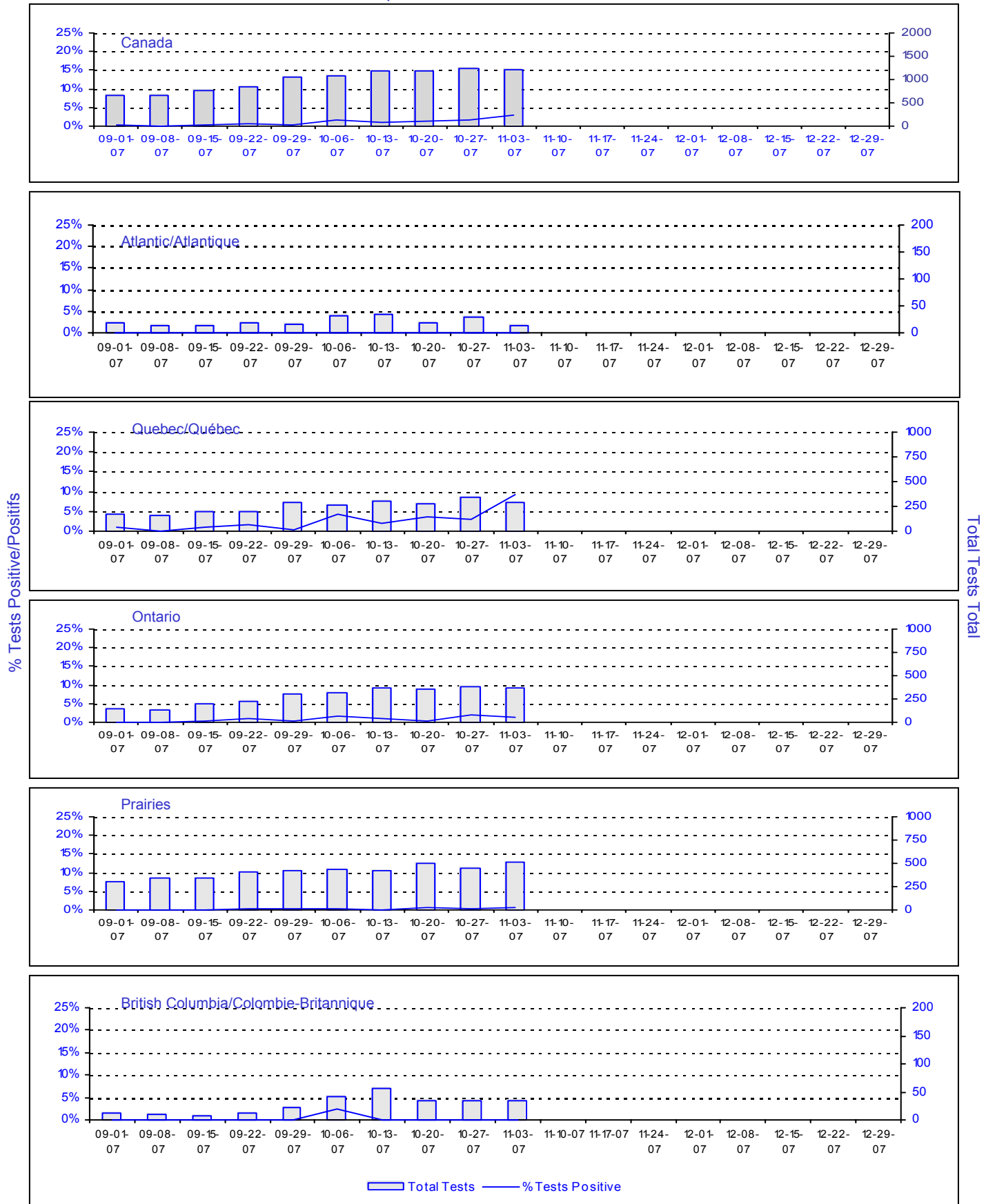
Also available at: <http://www.phac-aspc.gc.ca/bid-bmi/dsd-dsm/rvdi-divr/index.html>

Aussi disponible sur le site: http://www.phac-aspc.gc.ca/bid-bmi/dsd-dsm/rvdi-divr/index_f.html

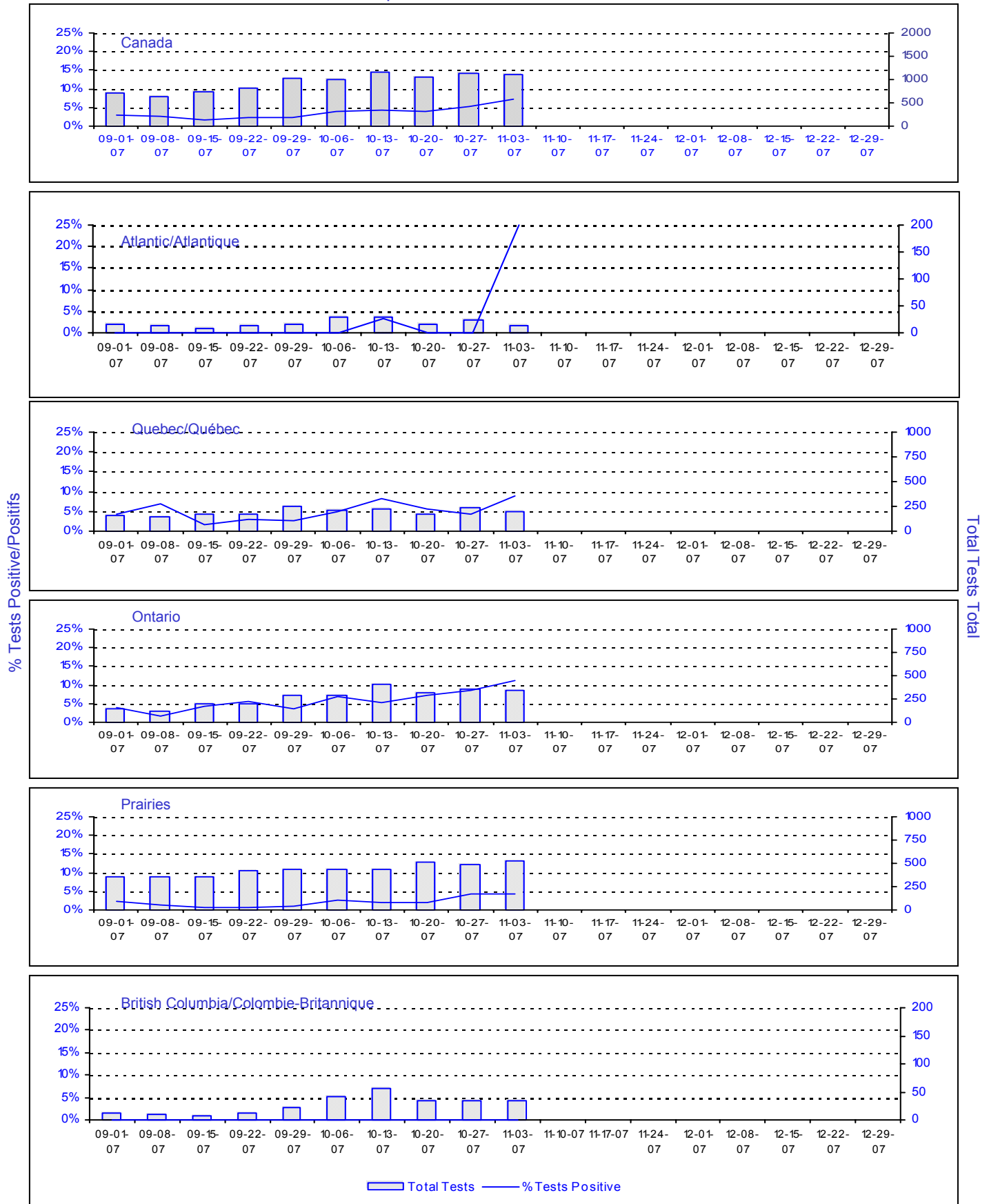
Positive Influenza Tests (%) in Canada by Region by Week of Report
 Détection du virus grippal au Canada, tests positifs (%) par région
 par semaine de déclaration



Positive RSV Tests (%) in Canada by Region by Week of Report
 Détection Du virus respiratoire syncytial au Canada, tests positifs (%) par région
 par semaine de déclaration



Positive Parainfluenza Tests (%) in Canada by Region by Week of Report
 Détection du virus parainfluenza au Canada, tests positifs (%) par région
 par semaine de déclaration



Positive Adenovirus Tests (%) in Canada by Region by Week of Report
 Détection des adénovirus au Canada, tests positifs (%) par région
 par semaine de déclaration

