

Government of Canada Securities

A Publication of the Department of Finance

April 2007

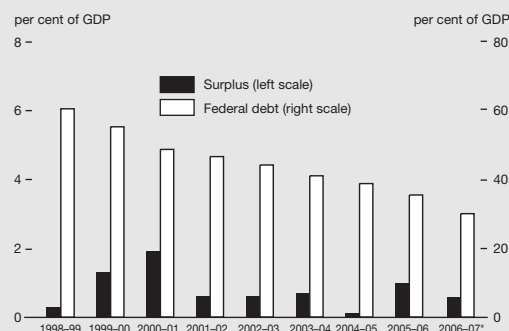
Canadian Economy

Selected Canadian economic statistics

	2005		2006			
	Q3	Q4	Q1	Q2	Q3	Q4
Annualized growth rates	(per cent)					
Real gross domestic product	3.5	2.6	3.8	2.0	2.0	1.4
Final domestic demand	4.1	4.7	5.6	3.7	4.0	3.0
Employment growth	1.5	2.4	1.6	2.9	0.6	2.4
Other						
Unemployment rate	6.8	6.5	6.4	6.2	6.4	6.2
Current account balance (percentage of GDP)	2.7	3.8	2.9	1.4	1.6	0.8

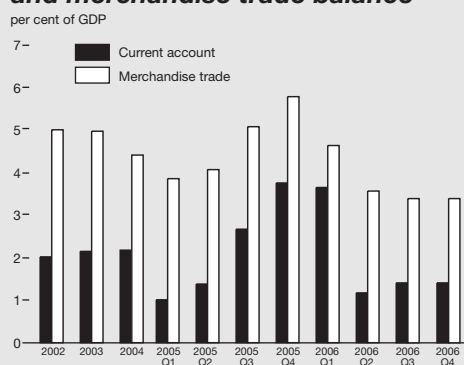
Source: Statistics Canada.

Government of Canada federal debt (accumulated deficit) and budgetary balance



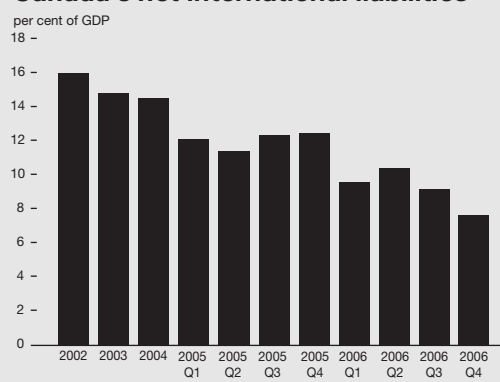
*Estimate (The Budget Plan 2007).
Source: Department of Finance.

Canada's current account balance and merchandise trade balance



Source: Statistics Canada.

Canada's net international liabilities



Source: Statistics Canada.

Upcoming economic data releases of interest

April

February GDP
(April 30)

May

April Labour Force Survey
(May 11)

April CPI
(May 17)

March GDP
(May 30)

National and Economic Accounts
January-March 2007
(May 31)

June

May Labour Force Survey
(June 8)

May CPI
(June 19)

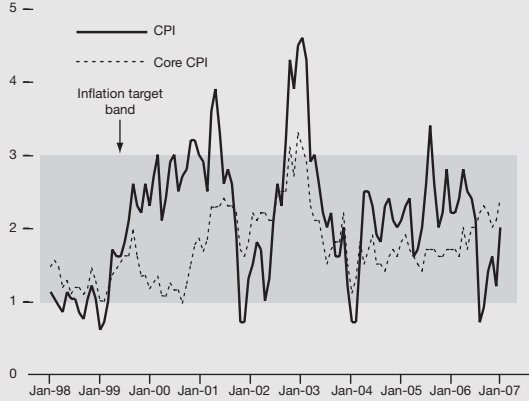
April GDP
(June 29)

Government of Canada Securities

Canadian Economy

Consumer Price Index

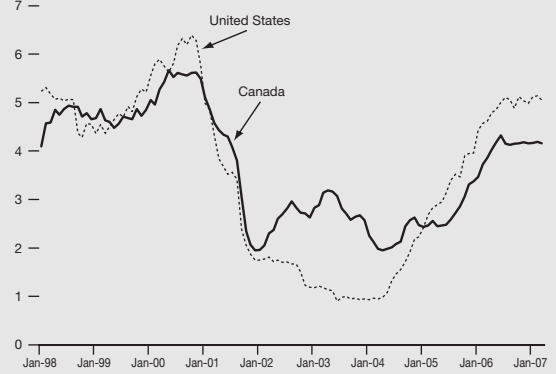
per cent – year over year



Source: Statistics Canada.

3-month treasury bill rates

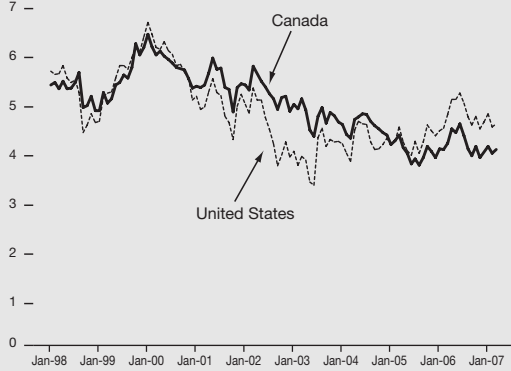
per cent



Sources: Bank of Canada and Federal Reserve.

10-year government bond rates

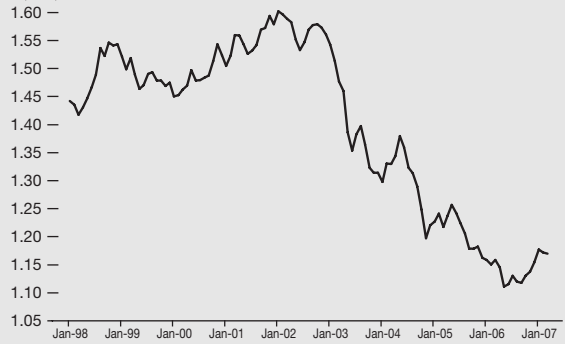
per cent



Sources: Bank of Canada and Federal Reserve.

Exchange rate

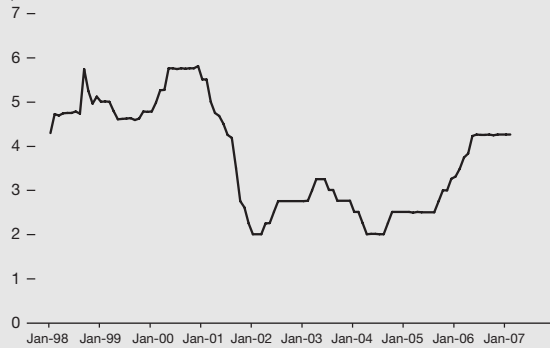
C\$/US\$



Source: Bank of Canada.

Overnight money market rate

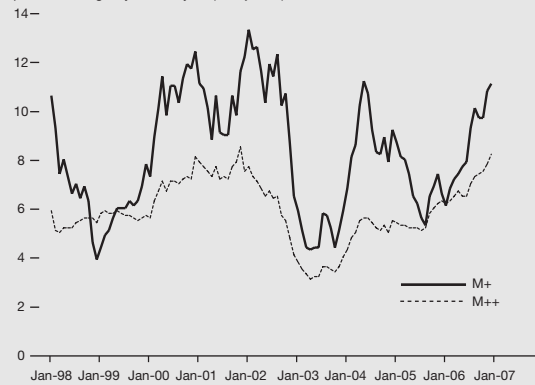
per cent



Source: Bank of Canada.

Canadian monetary aggregates

per cent change – year over year (unadjusted)

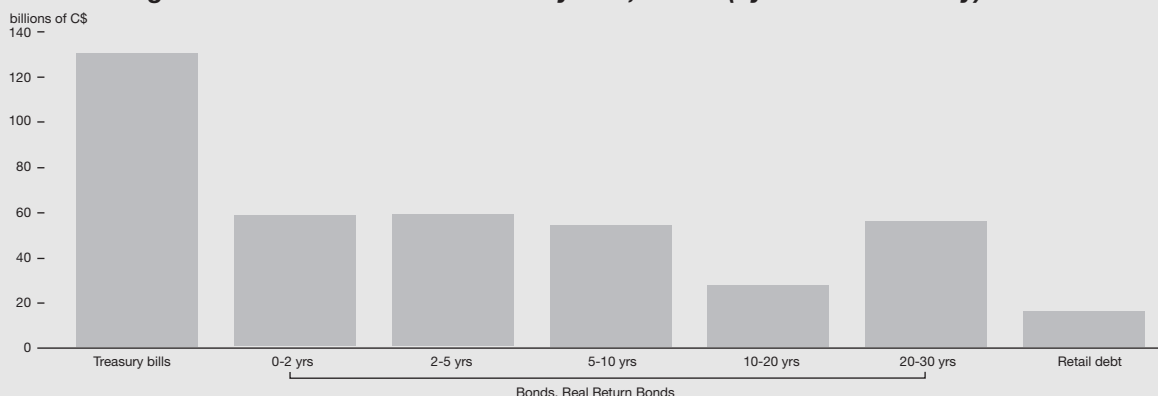


Source: Bank of Canada.

Government of Canada Securities

Primary Market

Outstanding Government of Canada treasury bills, bonds (by term to maturity) and retail debt



Recent Government of Canada bond auction results

Auction date	Term	Maturity date	Coupon rate	Issue amount	Average price	Average yield	Auction coverage**	Tail***
	(years)		(%)	(millions of dollars)		(%)		(basis points)
February 28, 2007	30	December 1, 2036	3*	400	129.456	1.729	3.07	n.a.
January 24, 2007	10	June 1, 2017	4	2,300	98.431	4.188	2.517	0.1
January 10, 2007	30	June 1, 2037	5	1,400	115.549	4.100	2.463	0.2

* Real Return Bond.

** Coverage is defined as the ratio of total bids at auction to the amount auctioned.

*** Tail is defined as the high accepted yield minus the average yield.

Source: Bank of Canada.

Government of Canada bond auctions

Type of issue	Auction date (2007)	Further details of issue (2007)	Dated and delivered (2007)	Amount maturing*
				(millions of dollars)
10-year	April 18	April 12	April 23	0
5-year	May 2	April 26	May 7	0
2-year	May 23	May 17	May 25	0
Real Return Bond	May 30	May 24	June 4	0

Note: In addition, this quarter five operations are planned under the Government of Canada bond repurchase program. Three repurchase operations are being held in conjunction with each nominal bond auction, and two switch repurchase operations are taking place: one on April 11 in the 2-year sector and one on June 6 in the 30-year sector. Further details are being released on the Thursday prior to these operations. The target amount for the repurchase this quarter is \$1.7 billion.

* Maturity of \$9 billion on June 1, 2007.

Source: Bank of Canada.

Government of Canada Securities

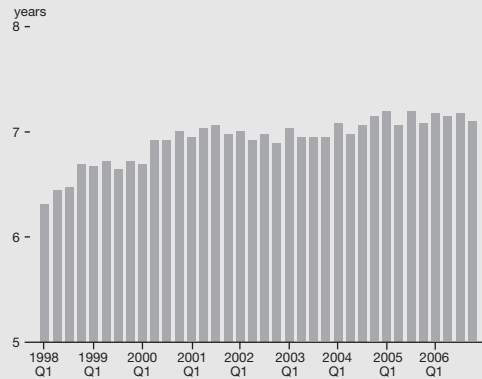
Primary Market

Government of Canada bond market benchmarks

Term	Maturity	Coupon	Amount outstanding	Yield
		(%)	(millions of dollars)	(March 30, 2007)
		(%)	(millions of dollars)	(%)
Fixed-coupon				
2-year	June 1, 2009	3.75	3,000	4.02
5-year	September 1, 2011	3.75	9,328	3.99
10-year	June 1, 2016	4.00	10,300	4.08
30-year	June 1, 2033	5.75	13,410	4.13
Real return				
30-year	December 1, 2036	3	5,850	1.77

Source: Department of Finance.

Average term to maturity of Government of Canada marketable debt



Upcoming Government of Canada marketable bond maturities

April-June 2007	July-September 2007	October-December 2007	January-March 2008
(millions of dollars)			
8,999	9,725	7,425	579

Outstanding Government of Canada foreign currency debt

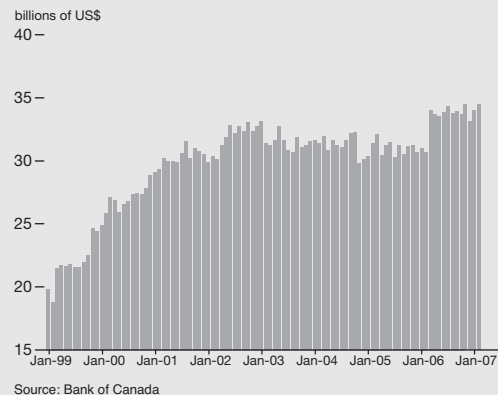
	(C\$ millions)*
Canada bills	1,847
Canada notes	490
Outstanding under EMTN program	1,626
6% NZ\$ bonds maturing October 3, 2007	413
4% EUR bonds maturing July 7, 2008**	2,760
5% US\$ bonds maturing November 5, 2008	2,887

* At par value, adjusted for exchange rates as of March 30, 2007.

** Original issue in Deutsche Marks was redenominated into euros on February 19, 1999.

Source: Bank of Canada.

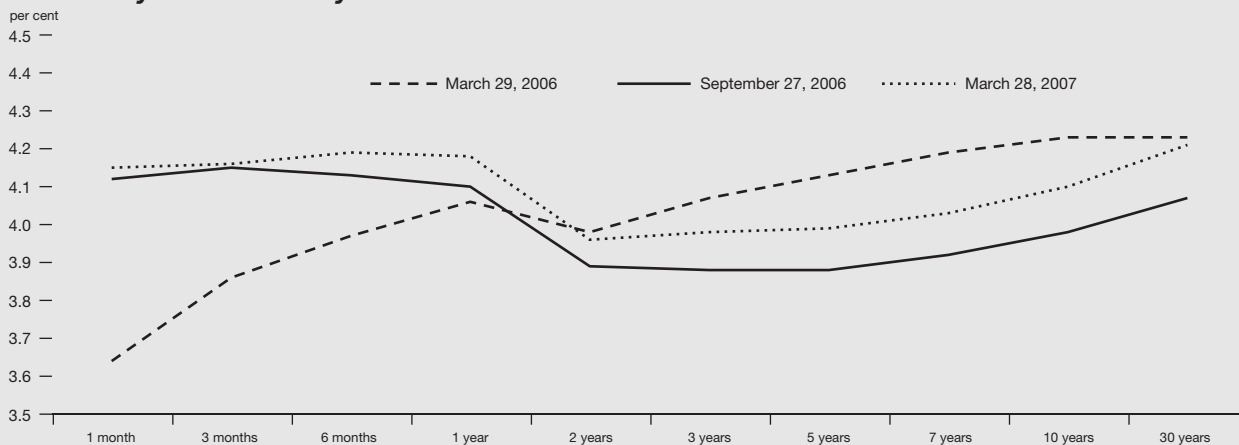
Canada's level of liquid foreign reserves



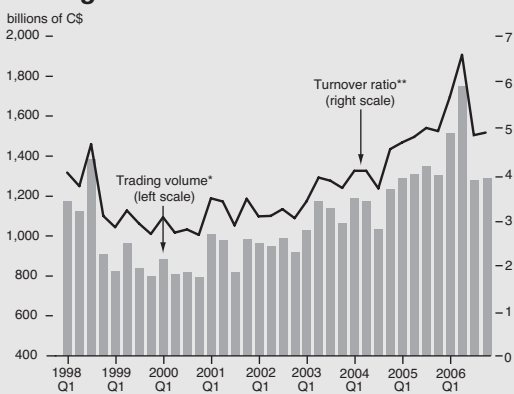
Government of Canada Securities

Secondary Market

Canadian yield-to-maturity curve



Government of Canada bonds trading volume and turnover ratio



*Trading volume is total trading volume in each quarter.
**Turnover ratio = total trading volume in each quarter/stock.
Source: Bank of Canada.

Government of Canada treasury bills trading volume and turnover ratio



*Trading volume is total trading volume in each quarter.
**Turnover ratio = total trading volume in each quarter/stock.
Source: Bank of Canada.

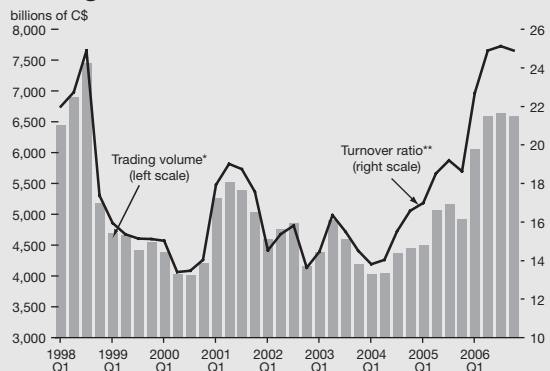
Government securities distributors

- Bank of Montreal (treasury bills only)
- Beacon Securities Limited
- BMO Nesbitt Burns Inc. (marketable bonds only)
- Canaccord Capital Corp.
- Canadian Imperial Bank of Commerce (treasury bills only)
- Casgrain & Company Limited
- CIBC World Markets Inc. (marketable bonds only)
- CTI Capital Inc.
- Desjardins Securities
- Deutsche Bank Securities Limited
- Dundee Securities Corporation
- Gateway Securities Inc.
- HSBC Bank Canada (treasury bills only)
- HSBC Securities (Canada) Inc. (marketable bonds only)
- Laurentian Bank Securities Inc.
- Merrill Lynch Canada Inc.
- J.P. Morgan Securities Canada Inc.
- National Bank Financial Inc.
- Ocean Securities Inc.
- Odium Brown Limited
- RBC Dominion Securities Inc.
- Scotia Capital Inc.
- The Toronto-Dominion Bank

Government of Canada Securities

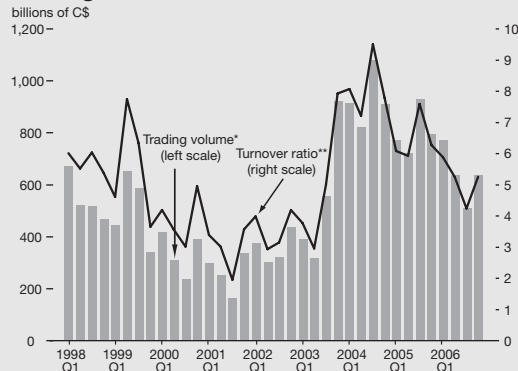
Secondary Market

Government of Canada bond repos trading volume and turnover ratio



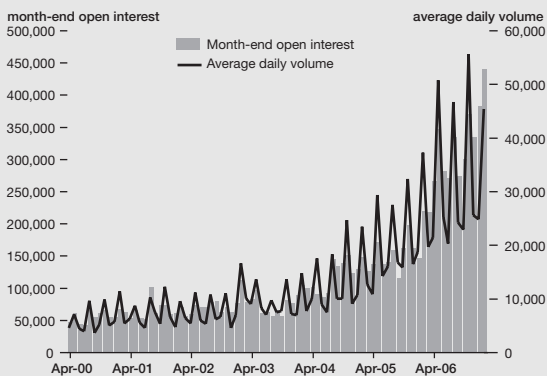
*Trading volume is total trading volume in each quarter.
 **Turnover ratio = total trading volume in each quarter/stock.

Government of Canada treasury bill repos trading volume and turnover ratio



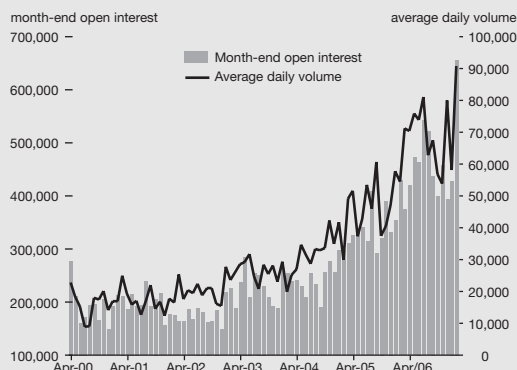
*Trading volume is total trading volume in each quarter.
 **Turnover ratio = total trading volume in each quarter/stock.

10-year Government of Canada bond futures



Source: The Montreal Exchange.

3-month bankers acceptance futures



Source: The Montreal Exchange.

Government of Canada long-term credit ratings

	Standard & Poor's Current	Moody's Investors Service Current	Dominion Bond Rating Service Current
Domestic debt	AAA	Aaa	AAA
- Trend	Stable	Stable	Stable
Foreign debt	AAA	Aaa	AAA
- Trend	Stable	Stable	Stable

This publication is also available on the Internet at www.fin.gc.ca.
 Except as noted, the information in *Government of Canada Securities* is based upon data available as of April 2, 2007.
 For further information, contact Ian Blachford at 613-992-6386.
 For additional copies or subscription inquiries, please contact the Distribution Centre at 613-995-2855.

Ce document est également disponible en français.

