

Quebec Marine Fisheries

**Monthly Landing Statistics
by Species**

DECEMBER 2006

Quebec Marine Fisheries

Monthly Landing Statistics by Species

December 2006

Statistics and Licensing Division
Fisheries Management Branch
Department of Fisheries and Oceans
Quebec (Quebec)
G1K 7Y7

July 18th, 2007

Published by:

Statistics Service
Fisheries Management Branch
Department of Fisheries and Oceans
Quebec (Quebec)
G1K 7Y7

@Minister of Supply and Services
Canada 2006
Catalog No Es 2-8/2006-12E
ISSN 1187-7693

Correct citation for this publication:

Department of Fisheries and Oceans. 2006. Quebec Marine
Fisheries - Monthly Landing Statistics by Species,
December 2006, 59 p.
Copie française disponible

This document is published eight times a year,
from May to December inclusively

Legend:

* Less than half of the smallest unit used.

- Nil

Because there are less than three buyers involved in this fishery, these data are confidential and cannot be published.

N/A Not Applicable

N/AV Not Available

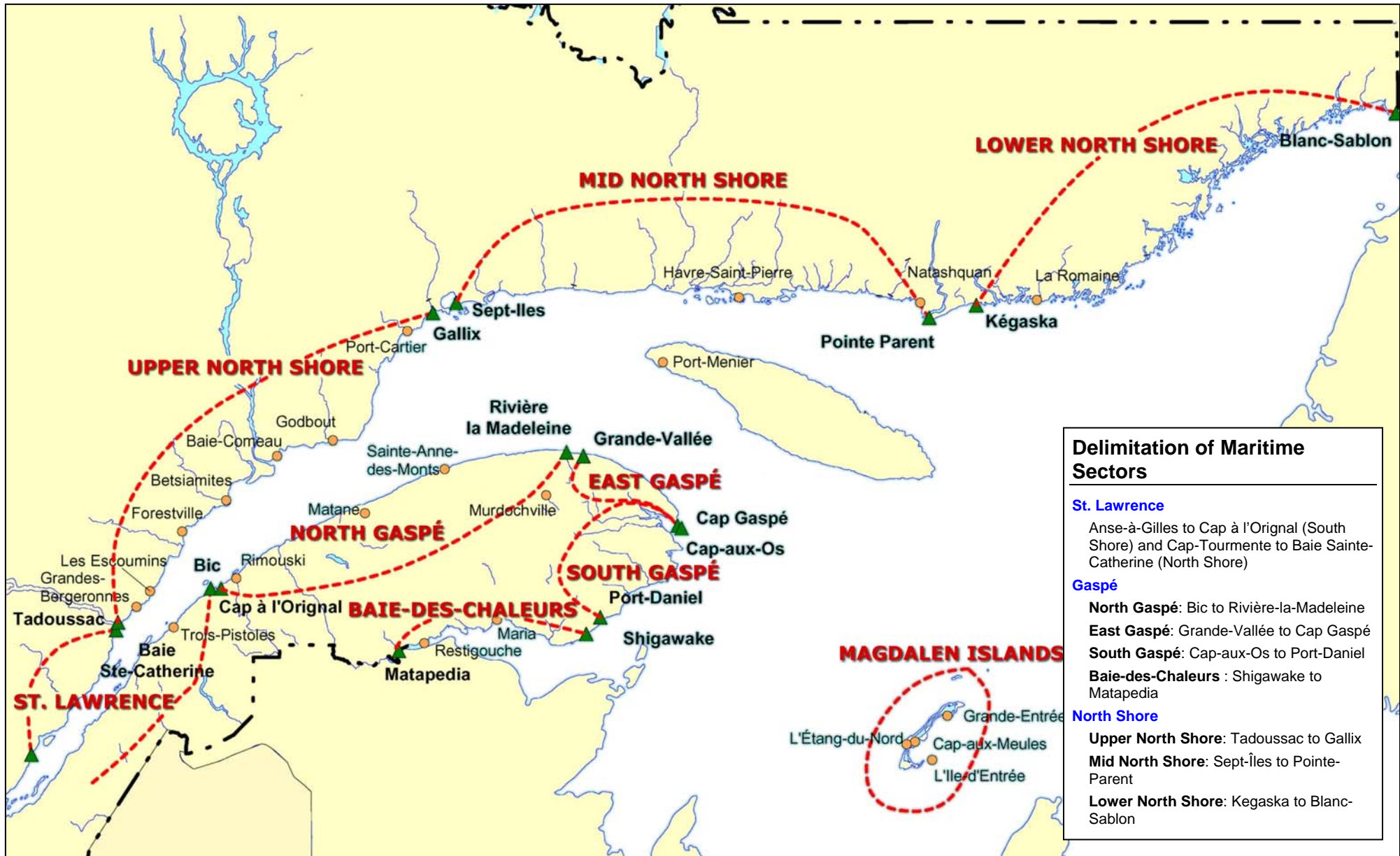
QUEBEC MARINE FISHERIES
MONTHLY LANDING STATISTICS BY SPECIES
QUEBEC REGION

REGIONAL SUMMARY

Quantity (metric tons, round weight), value ('000\$)
(Excluding non commercial fisheries)

| Species | 2005 (final) | | | | 2006 (preliminary) | | | | Variation (%) of Cumulative | |
|--|--------------|-----------|---------------|----------------|--------------------|------------|---------------|----------------|--------------------------------|------------|
| | December | | Cumulative | | December | | Cumulative | | Qty. | Value |
| | Qty. | Value | Qty. | Value | Qty. | Value | Qty. | Value | | |
| Cod..... | - | - | 2 155 | 2 166 | 74 | 80 | 2 654 | 2 811 | 23 | 30 |
| Haddock..... | - | - | * | * | - | - | - | - | N/A | N/A |
| Redfish..... | - | - | 220 | 181 | 3 | 2 | 318 | 264 | 44 | 46 |
| Atlantic halibut..... | - | - | 152 | 885 | * | 1 | 122 | 741 | -20 | -16 |
| American plaice..... | - | - | 129 | 106 | - | - | 160 | 134 | 24 | 27 |
| Greysole (Witch)..... | - | - | 192 | 196 | - | - | 130 | 136 | -32 | -31 |
| Winter flounder..... | - | - | 188 | 164 | - | - | 178 | 180 | -5 | 10 |
| Greenland halibut..... | - | - | 3 069 | 6 600 | * | * | 2 885 | 4 923 | -6 | -25 |
| Unspecified flounders..... | - | - | 1 | * | - | - | * | * | -84 | -87 |
| White hake..... | - | - | 8 | 4 | * | * | 4 | 2 | -58 | -55 |
| Catfish..... | - | - | 1 | * | - | - | * | * | -47 | 2 |
| Other Groundfish..... | - | - | 228 | 179 | * | * | 211 | 220 | -8 | 22 |
| Total Groundfish..... | - | - | 6 342 | 10 483 | 77 | 83 | 6 661 | 9 410 | 5 | -10 |
| Herring..... | - | - | 5 239 | 1 475 | - | - | 4 259 | 1 074 | -19 | -27 |
| Mackerel..... | - | - | 1 035 | 564 | - | - | 1 818 | 901 | 76 | 60 |
| Tuna, Bluefin..... | - | - | - | - | - | - | - | - | - | - |
| Smelt..... | - | - | - | - | - | - | 2 | 1 | N/A | N/A |
| Capelin..... | - | - | 339 | 144 | - | - | 1 271 | 276 | 275 | 91 |
| Other Pelagic and Estuarial fish..... | - | - | 25 | 16 | - | - | 11 | 17 | -54 | 6 |
| Total Pelagic and Estuarial fish..... | - | - | 6 637 | 2 200 | - | - | 7 362 | 2 269 | 11 | 3 |
| Soft-shell Clam..... | 7 | 15 | 615 | 1 262 | - | - | 354 | 530 | -42 | -58 |
| Ocean quahaug..... | - | - | - | - | - | - | - | - | - | - |
| Scallop..... | - | - | 1 191 | 1 817 | 1 | 2 | 1 095 | 1 674 | -8 | -8 |
| Whelk..... | - | - | 1 623 | 1 652 | - | - | 1 587 | 1 582 | -2 | -4 |
| Lobster..... | - | - | 3 180 | 44 746 | - | - | 3 241 | 40 419 | 2 | -10 |
| Shrimp..... | - | - | 17 422 | 23 923 | 2 | 6 | 19 336 | 18 874 | 11 | -21 |
| Rock crab..... | - | - | 2 036 | 1 611 | - | - | 1 885 | 1 553 | -7 | -4 |
| Snow crab..... | - | - | 16 210 | 62 978 | - | - | 15 270 | 38 936 | -6 | -38 |
| Other Molluscs and Crustaceans..... | 11 | 13 | 1 230 | 985 | 7 | 9 | 1 237 | 967 | 1 | -2 |
| Total Molluscs and Crustaceans..... | 18 | 27 | 43 507 | 138 972 | 11 | 17 | 44 006 | 104 534 | 1 | -25 |
| Other Item..... | 13 | 19 | 243 | 421 | 73 | 89 | 715 | 837 | 194 | 99 |
| Total..... | 31 | 46 | 56 730 | 152 075 | 161 | 189 | 58 744 | 117 051 | 4 | -23 |

MARITIME SECTORS IN QUEBEC



Delimitation of Maritime Sectors

St. Lawrence
 Anse-à-Gilles to Cap à l'Original (South Shore) and Cap-Tourmente to Baie Sainte-Catherine (North Shore)

Gaspé
North Gaspé: Bic to Rivière-la-Madeleine
East Gaspé: Grande-Vallée to Cap Gaspé
South Gaspé: Cap-aux-Os to Port-Daniel

Baie-des-Chaleurs : Shigawake to Matapedia

North Shore
Upper North Shore: Tadoussac to Gallix
Mid North Shore: Sept-Îles to Pointe-Parent
Lower North Shore: Kegaska to Blanc-Sablon

QUEBEC MARINE FISHERIES
 CUMULATIVE LANDINGS BY VESSEL LENGTH GROUP, DÉCEMBER 2006
 QUEBEC REGION

 * PRELIMINARY *

REGIONAL SUMMARY

Quantity (metric tons, round weight), value ('000\$)
 (Excluding non commercial fisheries)

| Species | Less than 35' | | 35' - 64'11" | | 65' and over | | Total by species | |
|--|---------------|---------------|---------------|---------------|--------------|--------------|------------------|----------------|
| | Quantity | Value | Quantity | Value | Quantity | Value | Quantity | Value |
| Cod..... | 759 | 718 | 1 894 | 2 092 | 0 | 0 | 2 654 | 2 811 |
| Haddock..... | 0 | 0 | 0 | 0 | 0 | 0 | 0 | 0 |
| Redfish..... | 4 | 2 | 314 | 261 | 0 | 0 | 318 | 264 |
| Atlantic halibut..... | 13 | 82 | 109 | 658 | * | 1 | 122 | 741 |
| American plaice..... | 15 | 13 | 146 | 121 | 0 | 0 | 160 | 134 |
| Greysole (Witch)..... | 0 | 0 | 130 | 136 | 0 | 0 | 130 | 136 |
| Winter flounder..... | 20 | 19 | 158 | 161 | 0 | 0 | 178 | 180 |
| Greenland halibut..... | 556 | 944 | 2 328 | 3 977 | 1 | 2 | 2 885 | 4 923 |
| Unspecified flounders..... | * | * | * | * | 0 | 0 | * | * |
| White hake..... | * | * | 3 | 2 | 0 | 0 | 4 | 2 |
| Catfish..... | * | * | * | * | 0 | 0 | * | * |
| Other Groundfish..... | 9 | 8 | 202 | 212 | * | 0 | 211 | 220 |
| Total Groundfish..... | 1 376 | 1 787 | 5 284 | 7 621 | 1 | 3 | 6 661 | 9 410 |
| Herring..... | 1 286 | 327 | 2 973 | 746 | * | * | 4 259 | 1 074 |
| Mackerel..... | 468 | 252 | 1 350 | 649 | 0 | 0 | 1 818 | 901 |
| Tuna, Bluefin..... | 0 | 0 | 0 | 0 | 0 | 0 | 0 | 0 |
| Smelt..... | 2 | 1 | 0 | 0 | 0 | 0 | 2 | 1 |
| Capelin..... | 819 | 200 | 452 | 76 | 0 | 0 | 1 271 | 276 |
| Other Pelagic and Estuarial fish..... | 4 | 12 | 7 | 5 | 0 | 0 | 11 | 17 |
| Total Pelagic and Estuarial fish..... | 2 579 | 794 | 4 783 | 1 476 | * | * | 7 362 | 2 269 |
| Soft-shell Clam..... | 354 | 530 | 0 | 0 | 0 | 0 | 354 | 530 |
| Ocean quahaug..... | 0 | 0 | 0 | 0 | 0 | 0 | 0 | 0 |
| Scallop..... | 93 | 98 | 1 002 | 1 576 | 0 | 0 | 1 095 | 1 674 |
| Whelk..... | 676 | 675 | 911 | 907 | 0 | 0 | 1 587 | 1 582 |
| Lobster..... | 1 307 | 15 934 | 1 934 | 24 485 | 0 | 0 | 3 241 | 40 419 |
| Shrimp..... | 0 | 0 | 16 890 | 16 582 | 2 447 | 2 292 | 19 336 | 18 874 |
| Rock crab..... | 977 | 789 | 908 | 763 | 0 | 0 | 1 885 | 1 553 |
| Snow crab..... | 660 | 1 518 | 14 097 | 35 877 | 513 | 1 542 | 15 270 | 38 936 |
| Other Molluscs and Crustaceans..... | 109 | 86 | 1 127 | 880 | 0 | 0 | 1 237 | 967 |
| Total Molluscs and Crustaceans..... | 4 177 | 19 630 | 36 870 | 81 071 | 2 959 | 3 834 | 44 006 | 104 534 |
| Other items..... | 365 | 396 | 350 | 441 | 0 | 0 | 715 | 837 |
| Total..... | 8 497 | 22 607 | 47 286 | 90 608 | 2 960 | 3 836 | 58 744 | 117 051 |

QUEBEC MARINE FISHERIES
MONTHLY LANDING BY SPECIES IN 2006
QUEBEC REGION

* PRELIMINARY *

REGIONAL SUMMARY

Quantity(metric tons, round weight)
(Excluding non commercial fisheries)

| SPECIES | JANUARY | FEBRUARY | MARCH | APRIL | MAY | JUNE |
|---|----------|----------|------------|--------------|---------------|---------------|
| Cod..... | 0 | 0 | 0 | * | 3 | 93 |
| Haddock..... | 0 | 0 | 0 | 0 | 0 | 0 |
| Redfish..... | 0 | 0 | 0 | * | * | 70 |
| Atlantic halibut..... | 0 | 0 | 0 | * | 19 | 42 |
| American plaice..... | 0 | 0 | 0 | 2 | 2 | 11 |
| Greysole (Witch)..... | 0 | 0 | 0 | 0 | 0 | 4 |
| Winter flounder..... | 0 | 0 | 0 | 7 | 102 | 56 |
| Greenland halibut..... | 0 | 0 | 0 | 33 | 347 | 674 |
| Unspecified flounders..... | 0 | 0 | 0 | * | 0 | 0 |
| White hake..... | 0 | 0 | 0 | * | * | 2 |
| Catfish..... | 0 | 0 | 0 | 0 | * | * |
| Other Groundfish..... | 0 | 0 | 0 | 6 | 103 | 88 |
| Total Groundfish..... | 0 | 0 | 0 | 49 | 577 | 1 039 |
| Herring..... | 0 | 0 | * | 283 | 299 | 89 |
| Mackerel..... | 0 | 0 | 0 | 0 | 1 | 153 |
| Tuna, Bluefin..... | 0 | 0 | 0 | 0 | 0 | 0 |
| Smelt..... | 0 | 0 | 2 | 0 | 0 | 0 |
| Capelin..... | 0 | 0 | 0 | 2 | 15 | 1 072 |
| Other Pelagic and Estorial fish..... | 0 | 0 | 0 | 0 | * | 3 |
| Total Pelagic and Estorial fish..... | 0 | 0 | 2 | 284 | 316 | 1 316 |
| Soft-shell Clam..... | * | 0 | 15 | 55 | 104 | 48 |
| Ocean quahaug..... | 0 | 0 | 0 | 0 | 0 | 0 |
| Scallop..... | * | 0 | 0 | 54 | 209 | 244 |
| Whelk..... | 0 | 0 | 0 | 93 | 317 | 287 |
| Lobster..... | * | 0 | 0 | 140 | 1 687 | 1 104 |
| Shrimp..... | 0 | 0 | 0 | 1 403 | 3 518 | 3 871 |
| Rock crab..... | 0 | 0 | 0 | 0 | 30 | 81 |
| Snow crab..... | 0 | 0 | 157 | 4 920 | 7 467 | 2 192 |
| Other Molluscs and Crustaceans..... | 0 | 0 | * | 15 | 4 | 70 |
| Total Molluscs and Crustaceans..... | * | 0 | 173 | 6 680 | 13 336 | 7 898 |
| Other items..... | 0 | 0 | 26 | 107 | 71 | 16 |
| Total..... | * | 0 | 201 | 7 121 | 14 300 | 10 269 |

QUEBEC MARINE FISHERIES
MONTHLY LANDING BY SPECIES IN 2006
QUEBEC REGION

* PRELIMINARY *

REGIONAL SUMMARY

Quantity(metric tons, round weight)
(Excluding non commercial fisheries)

| JULY | AUGUST | SEPTEMBER | OCTOBER | NOVEMBER | DECEMBER | TOTAL |
|-------|--------|-----------|---------|----------|----------|--------|
| 1 221 | 676 | 265 | 105 | 217 | 74 | 2 654 |
| 0 | 0 | 0 | 0 | 0 | 0 | 0 |
| 123 | 118 | * | 2 | 1 | 3 | 318 |
| 45 | 10 | 4 | 1 | 1 | * | 122 |
| 24 | 21 | 36 | 63 | * | 0 | 160 |
| 54 | 28 | 32 | 11 | 0 | 0 | 130 |
| 4 | 1 | 2 | 7 | 0 | 0 | 178 |
| 922 | 656 | 212 | 41 | 1 | * | 2 885 |
| * | * | 0 | 0 | 0 | 0 | * |
| 1 | * | * | * | * | * | 4 |
| * | * | * | * | 0 | 0 | * |
| 7 | 1 | 1 | 3 | 1 | * | 211 |
| <hr/> | <hr/> | <hr/> | <hr/> | <hr/> | <hr/> | <hr/> |
| 2 402 | 1 510 | 552 | 233 | 221 | 77 | 6 661 |
| 5 | 2 528 | 1 052 | 3 | 0 | 0 | 4 259 |
| 109 | 280 | 532 | 729 | 13 | 0 | 1 818 |
| 0 | 0 | 0 | 0 | 0 | 0 | 0 |
| 0 | 0 | 0 | 0 | 0 | 0 | 2 |
| 175 | 7 | 0 | 0 | 0 | 0 | 1 271 |
| 3 | 3 | 2 | * | 0 | 0 | 11 |
| <hr/> | <hr/> | <hr/> | <hr/> | <hr/> | <hr/> | <hr/> |
| 293 | 2 819 | 1 586 | 732 | 13 | 0 | 7 362 |
| 54 | 34 | 25 | 14 | 4 | 0 | 354 |
| 0 | 0 | 0 | 0 | 0 | 0 | 0 |
| 237 | 215 | 80 | 36 | 19 | 1 | 1 095 |
| 316 | 380 | 172 | 22 | 0 | 0 | 1 587 |
| 310 | * | 0 | 0 | 0 | 0 | 3 241 |
| 3 274 | 2 453 | 3 151 | 1 359 | 306 | 2 | 19 336 |
| 244 | 808 | 664 | 57 | 0 | 0 | 1 885 |
| 508 | 10 | 15 | 0 | 0 | 0 | 15 270 |
| 259 | 379 | 289 | 170 | 43 | 7 | 1 237 |
| <hr/> | <hr/> | <hr/> | <hr/> | <hr/> | <hr/> | <hr/> |
| 5 202 | 4 280 | 4 396 | 1 658 | 372 | 11 | 44 006 |
| * | 22 | 95 | 128 | 177 | 73 | 715 |
| <hr/> | <hr/> | <hr/> | <hr/> | <hr/> | <hr/> | <hr/> |
| 7 897 | 8 631 | 6 630 | 2 751 | 784 | 161 | 58 744 |

QUEBEC MARINE FISHERIES
MONTHLY LANDING STATISTICS IN 2006
QUEBEC REGION

* PRELIMINARY *

REGIONAL SUMMARY

Value ('000\$)
(Excluding non commercial fisheries)

| SPECIES | JANUARY | FEBRUARY | MARCH | APRIL | MAY | JUNE |
|---|----------|----------|------------|---------------|---------------|---------------|
| Cod..... | 0 | 0 | 0 | * | 4 | 97 |
| Haddock..... | 0 | 0 | 0 | 0 | 0 | 0 |
| Redfish..... | 0 | 0 | 0 | * | * | 59 |
| Atlantic halibut..... | 0 | 0 | 0 | 2 | 126 | 247 |
| American plaice..... | 0 | 0 | 0 | 2 | 2 | 10 |
| Greysole (Witch)..... | 0 | 0 | 0 | 0 | 0 | 4 |
| Winter flounder..... | 0 | 0 | 0 | 7 | 108 | 58 |
| Greenland halibut..... | 0 | 0 | 0 | 62 | 557 | 1 176 |
| Unspecified flounders..... | 0 | 0 | 0 | * | 0 | 0 |
| White hake..... | 0 | 0 | 0 | * | * | 1 |
| Catfish..... | 0 | 0 | 0 | 0 | * | * |
| Other Groundfish..... | 0 | 0 | 0 | 6 | 111 | 92 |
| Total Groundfish..... | 0 | 0 | 0 | 80 | 909 | 1 746 |
| Herring..... | 0 | 0 | * | 119 | 136 | 28 |
| Mackerel..... | 0 | 0 | 0 | 0 | 2 | 112 |
| Tuna, Bluefin..... | 0 | 0 | 0 | 0 | 0 | 0 |
| Smelt..... | 0 | 0 | 1 | 0 | 0 | 0 |
| Capelin..... | 0 | 0 | 0 | 3 | 23 | 229 |
| Other Pelagic and Estorial fish..... | 0 | 0 | 0 | 0 | 1 | 5 |
| Total Pelagic and Estorial fish..... | 0 | 0 | 1 | 122 | 161 | 374 |
| Soft-shell Clam..... | * | 0 | 24 | 85 | 161 | 74 |
| Ocean quahaug..... | 0 | 0 | 0 | 0 | 0 | 0 |
| Scallop..... | 1 | 0 | 0 | 144 | 322 | 367 |
| Whelk..... | 0 | 0 | 0 | 89 | 311 | 284 |
| Lobster..... | 2 | 0 | 0 | 1 623 | 20 267 | 14 271 |
| Shrimp..... | 0 | 0 | 0 | 1 633 | 3 453 | 3 668 |
| Rock crab..... | 0 | 0 | 0 | 0 | 16 | 47 |
| Snow crab..... | 0 | 0 | 363 | 12 768 | 19 371 | 5 234 |
| Other Molluscs and Crustaceans..... | 0 | 0 | * | 27 | 4 | 51 |
| Total Molluscs and Crustaceans..... | 3 | 0 | 387 | 16 368 | 43 904 | 23 998 |
| Other Items..... | 0 | 0 | 23 | 103 | 105 | 31 |
| Total..... | 3 | 0 | 411 | 16 674 | 45 079 | 26 148 |

QUEBEC MARINE FISHERIES
MONTHLY LANDING STATISTICS IN 2006
QUEBEC REGION

* PRELIMINARY *

REGIONAL SUMMARY

Value ('000\$)
(Excluding non commercial fisheries)

| JULY | AUGUST | SEPTEMBER | OCTOBER | NOVEMBER | DECEMBER | TOTAL |
|--------|--------|-----------|---------|----------|----------|---------|
| 1 239 | 711 | 315 | 128 | 236 | 80 | 2 811 |
| 0 | 0 | 0 | 0 | 0 | 0 | 0 |
| 104 | 96 | * | 2 | 1 | 2 | 264 |
| 274 | 57 | 24 | 6 | 3 | 1 | 741 |
| 21 | 17 | 30 | 51 | * | 0 | 134 |
| 55 | 29 | 34 | 13 | 0 | 0 | 136 |
| 4 | * | 1 | 3 | 0 | 0 | 180 |
| 1 553 | 1 121 | 379 | 72 | 2 | * | 4 923 |
| * | * | 0 | 0 | 0 | 0 | * |
| 1 | * | * | * | * | * | 2 |
| * | * | * | * | 0 | 0 | * |
| 7 | 1 | * | 1 | * | * | 220 |
| <hr/> | <hr/> | <hr/> | <hr/> | <hr/> | <hr/> | <hr/> |
| 3 258 | 2 032 | 783 | 276 | 243 | 83 | 9 410 |
| 4 | 554 | 232 | 1 | 0 | 0 | 1 074 |
| 66 | 142 | 248 | 326 | 5 | 0 | 901 |
| 0 | 0 | 0 | 0 | 0 | 0 | 0 |
| 0 | 0 | 0 | 0 | 0 | 0 | 1 |
| 20 | 1 | 0 | 0 | 0 | 0 | 276 |
| 8 | 2 | 1 | * | 0 | 0 | 17 |
| <hr/> | <hr/> | <hr/> | <hr/> | <hr/> | <hr/> | <hr/> |
| 99 | 699 | 481 | 326 | 5 | 0 | 2 269 |
| 81 | 48 | 36 | 17 | 5 | 0 | 530 |
| 0 | 0 | 0 | 0 | 0 | 0 | 0 |
| 378 | 261 | 117 | 54 | 29 | 2 | 1 674 |
| 315 | 386 | 174 | 23 | 0 | 0 | 1 582 |
| 4 253 | 3 | 0 | 0 | 0 | 0 | 40 419 |
| 3 108 | 2 313 | 3 019 | 1 342 | 332 | 6 | 18 874 |
| 190 | 679 | 569 | 51 | 0 | 0 | 1 553 |
| 1 149 | 21 | 31 | 0 | 0 | 0 | 38 936 |
| 195 | 284 | 227 | 133 | 37 | 9 | 967 |
| <hr/> | <hr/> | <hr/> | <hr/> | <hr/> | <hr/> | <hr/> |
| 9 670 | 3 994 | 4 171 | 1 619 | 404 | 17 | 104 534 |
| 1 | 24 | 95 | 147 | 219 | 89 | 837 |
| <hr/> | <hr/> | <hr/> | <hr/> | <hr/> | <hr/> | <hr/> |
| 13 028 | 6 749 | 5 532 | 2 368 | 871 | 189 | 117 051 |

QUEBEC MARINE FISHERIES
MAIN SPECIES LANDINGS BY GEARS TYPES
QUEBEC REGION

REGIONAL SUMMARY

Quantity (metric tons, round weight), value ('000\$)
(Excluding non commercial fisheries)

| Species Gear | 2005 (final) | | | | 2006 (preliminary) | | | | |
|---------------------------------|--------------|----------|--------------|--------------|--------------------|-----------|--------------|--------------|--|
| | December | | Cumulative | | December | | Cumulative | | |
| | Qty | Value | Qty | Value | Qty | Value | Qty | Value | |
| Cod | | | | | | | | | |
| Gill net..... | 0 | 0 | 1 058 | 1 011 | 0 | 0 | 990 | 940 | |
| Longline..... | 0 | 0 | 576 | 630 | 0 | 0 | 701 | 844 | |
| Handline..... | 0 | 0 | 13 | 11 | 0 | 0 | 24 | 28 | |
| Trap..... | 0 | 0 | 5 | 4 | 0 | 0 | 0 | 0 | |
| Pot..... | 0 | 0 | * | * | 0 | 0 | 0 | 0 | |
| Bottom otter trawl (stern)..... | 0 | 0 | 284 | 287 | 74 | 80 | 520 | 571 | |
| Shrimp trawl..... | 0 | 0 | * | * | 0 | 0 | 0 | 0 | |
| Danish seine..... | 0 | 0 | 164 | 165 | 0 | 0 | 348 | 343 | |
| Scottish seine..... | 0 | 0 | 54 | 58 | 0 | 0 | 71 | 84 | |
| Species total | 0 | 0 | 2 155 | 2 166 | 74 | 80 | 2 654 | 2 811 | |
| Redfish | | | | | | | | | |
| Gill net..... | 0 | 0 | 9 | 6 | 0 | 0 | 10 | 7 | |
| Longline..... | 0 | 0 | * | * | 0 | 0 | * | * | |
| Bottom otter trawl (stern)..... | 0 | 0 | 210 | 174 | 3 | 2 | 307 | 257 | |
| Scottish seine..... | 0 | 0 | * | * | 0 | 0 | 0 | 0 | |
| Species total | 0 | 0 | 220 | 181 | 3 | 2 | 318 | 264 | |
| American plaice | | | | | | | | | |
| Gill net..... | 0 | 0 | 59 | 53 | 0 | 0 | 48 | 43 | |
| Longline..... | 0 | 0 | 3 | 2 | 0 | 0 | 4 | 3 | |
| Handline..... | 0 | 0 | 0 | 0 | 0 | 0 | * | * | |
| Bottom otter trawl (stern)..... | 0 | 0 | 3 | 2 | 0 | 0 | 7 | 6 | |
| Danish seine..... | 0 | 0 | 2 | 1 | 0 | 0 | 6 | 5 | |
| Scottish seine..... | 0 | 0 | 62 | 47 | 0 | 0 | 95 | 78 | |
| Species total | 0 | 0 | 129 | 106 | 0 | 0 | 160 | 134 | |
| Greenland halibut | | | | | | | | | |
| Gill net..... | 0 | 0 | 2 999 | 6 458 | 0 | 0 | 2 814 | 4 801 | |
| Longline..... | 0 | 0 | 28 | 60 | 0 | 0 | 36 | 62 | |
| Bottom otter trawl (stern)..... | 0 | 0 | 42 | 80 | * | * | 33 | 56 | |
| Shrimp trawl..... | 0 | 0 | * | 1 | 0 | 0 | 2 | 4 | |
| Danish seine..... | 0 | 0 | 0 | 0 | 0 | 0 | * | * | |
| Scottish seine..... | 0 | 0 | * | * | 0 | 0 | * | 1 | |

QUEBEC MARINE FISHERIES
MAIN SPECIES LANDINGS BY GEARS TYPES
QUEBEC REGION

REGIONAL SUMMARY

Quantity (metric tons, round weight), value ('000\$)
(Excluding non commercial fisheries)

| Species Gear | 2005 (final) | | | | 2006 (preliminary) | | | |
|---------------------------------|--------------|----------|--------------|---------------|--------------------|-----------|--------------|--------------|
| | December | | Cumulative | | December | | Cumulative | |
| | Qty | Value | Qty | Value | Qty | Value | Qty | Value |
| Species total | 0 | 0 | 3 069 | 6 600 | * | * | 2 885 | 4 923 |
| Unspecified groundfish | | | | | | | | |
| Gill net..... | 0 | 0 | 75 | 178 | 0 | 0 | 67 | 220 |
| Longline..... | 0 | 0 | 127 | 732 | 0 | 0 | 88 | 526 |
| Handline..... | 0 | 0 | 0 | 0 | 0 | 0 | * | * |
| Pot..... | 0 | 0 | 0 | 0 | 0 | 0 | 1 | 1 |
| Stationary lift net..... | 0 | 0 | 0 | 0 | 0 | 0 | 2 | 2 |
| Fixed gear..... | 0 | 0 | 0 | 0 | 0 | 0 | * | * |
| Bottom otter trawl (stern)..... | 0 | 0 | 211 | 202 | 1 | 2 | 192 | 224 |
| Shrimp trawl..... | 0 | 0 | 1 | 7 | 0 | 0 | 1 | 7 |
| Danish seine..... | 0 | 0 | 0 | 0 | 0 | 0 | * | * |
| Scottish seine..... | 0 | 0 | 355 | 311 | 0 | 0 | 293 | 299 |
| Species total | 0 | 0 | 770 | 1 430 | 1 | 2 | 644 | 1 279 |
| Total Groundfish | 0 | 0 | 6 342 | 10 483 | 77 | 83 | 6 661 | 9 410 |
| Herring | | | | | | | | |
| Gill net..... | 0 | 0 | 4 964 | 1 406 | 0 | 0 | 4 218 | 1 056 |
| Trap..... | 0 | 0 | 260 | 65 | 0 | 0 | 12 | 11 |
| Fixed gear..... | 0 | 0 | 8 | 2 | 0 | 0 | 8 | 3 |
| Shrimp trawl..... | 0 | 0 | * | * | 0 | 0 | * | * |
| Purse seine..... | 0 | 0 | 7 | 1 | 0 | 0 | 22 | 4 |
| Species total | 0 | 0 | 5 239 | 1 475 | 0 | 0 | 4 259 | 1 074 |
| Mackerel | | | | | | | | |
| Gill net..... | 0 | 0 | 352 | 203 | 0 | 0 | 491 | 297 |
| Longline..... | 0 | 0 | * | * | 0 | 0 | * | * |
| Handline..... | 0 | 0 | 670 | 356 | 0 | 0 | 1 278 | 587 |
| Trap..... | 0 | 0 | 4 | 2 | 0 | 0 | 36 | 12 |
| Purse seine..... | 0 | 0 | 8 | 3 | 0 | 0 | 13 | 4 |
| Species total | 0 | 0 | 1 035 | 564 | 0 | 0 | 1 818 | 901 |
| Unspecified, other fish | | | | | | | | |

QUEBEC MARINE FISHERIES
MAIN SPECIES LANDINGS BY GEARS TYPES
QUEBEC REGION

REGIONAL SUMMARY

Quantity (metric tons, round weight), value ('000\$)
(Excluding non commercial fisheries)

| Species Gear | 2005 (final) | | | | 2006 (preliminary) | | | |
|---|--------------|----------|--------------|--------------|--------------------|----------|--------------|--------------|
| | December | | Cumulative | | December | | Cumulative | |
| | Qty | Value | Qty | Value | Qty | Value | Qty | Value |
| Beach and bar seine..... | 0 | 0 | 4 | 1 | 0 | 0 | 124 | 20 |
| Gill net..... | 0 | 0 | 22 | 15 | 0 | 0 | 10 | 15 |
| Longline..... | 0 | 0 | 1 | 1 | 0 | 0 | 2 | 2 |
| Handline..... | 0 | 0 | 0 | 0 | 0 | 0 | * | * |
| Trap..... | 0 | 0 | 335 | 144 | 0 | 0 | 1 031 | 237 |
| Fixed gear..... | 0 | 0 | 0 | 0 | 0 | 0 | * | * |
| Bottom otter trawl (stern)..... | 0 | 0 | 2 | * | 0 | 0 | 1 | 1 |
| Scottish seine..... | 0 | 0 | * | * | 0 | 0 | * | * |
| Purse seine..... | 0 | 0 | 0 | 0 | 0 | 0 | 116 | 19 |
| Species total | 0 | 0 | 364 | 160 | 0 | 0 | 1 285 | 295 |
| Total Pelagic and Estuarial fish | 0 | 0 | 6 637 | 2 200 | 0 | 0 | 7 362 | 2 269 |
| Scallop | | | | | | | | |
| Drag..... | 0 | 0 | 1 191 | 1 817 | 1 | 2 | 1 095 | 1 674 |
| Species total | 0 | 0 | 1 191 | 1 817 | 1 | 2 | 1 095 | 1 674 |
| Lobster | | | | | | | | |
| Pot..... | 0 | 0 | 3 180 | 44 746 | 0 | 0 | 3 241 | 40 419 |
| Species total | 0 | 0 | 3 180 | 44 746 | 0 | 0 | 3 241 | 40 419 |
| Shrimp | | | | | | | | |
| Shrimp trawl..... | 0 | 0 | 17 422 | 23 923 | 2 | 6 | 19 336 | 18 874 |
| Species total | 0 | 0 | 17 422 | 23 923 | 2 | 6 | 19 336 | 18 874 |
| Rock crab | | | | | | | | |
| Pot..... | 0 | 0 | 686 | 526 | 0 | 0 | 1 251 | 994 |
| Rock crab trap (3 feet)..... | 0 | 0 | 1 099 | 891 | 0 | 0 | 279 | 246 |
| Rock crab trap (4 feet)..... | 0 | 0 | 251 | 194 | 0 | 0 | 355 | 313 |
| Species total | 0 | 0 | 2 036 | 1 611 | 0 | 0 | 1 885 | 1 553 |
| Snow crab | | | | | | | | |

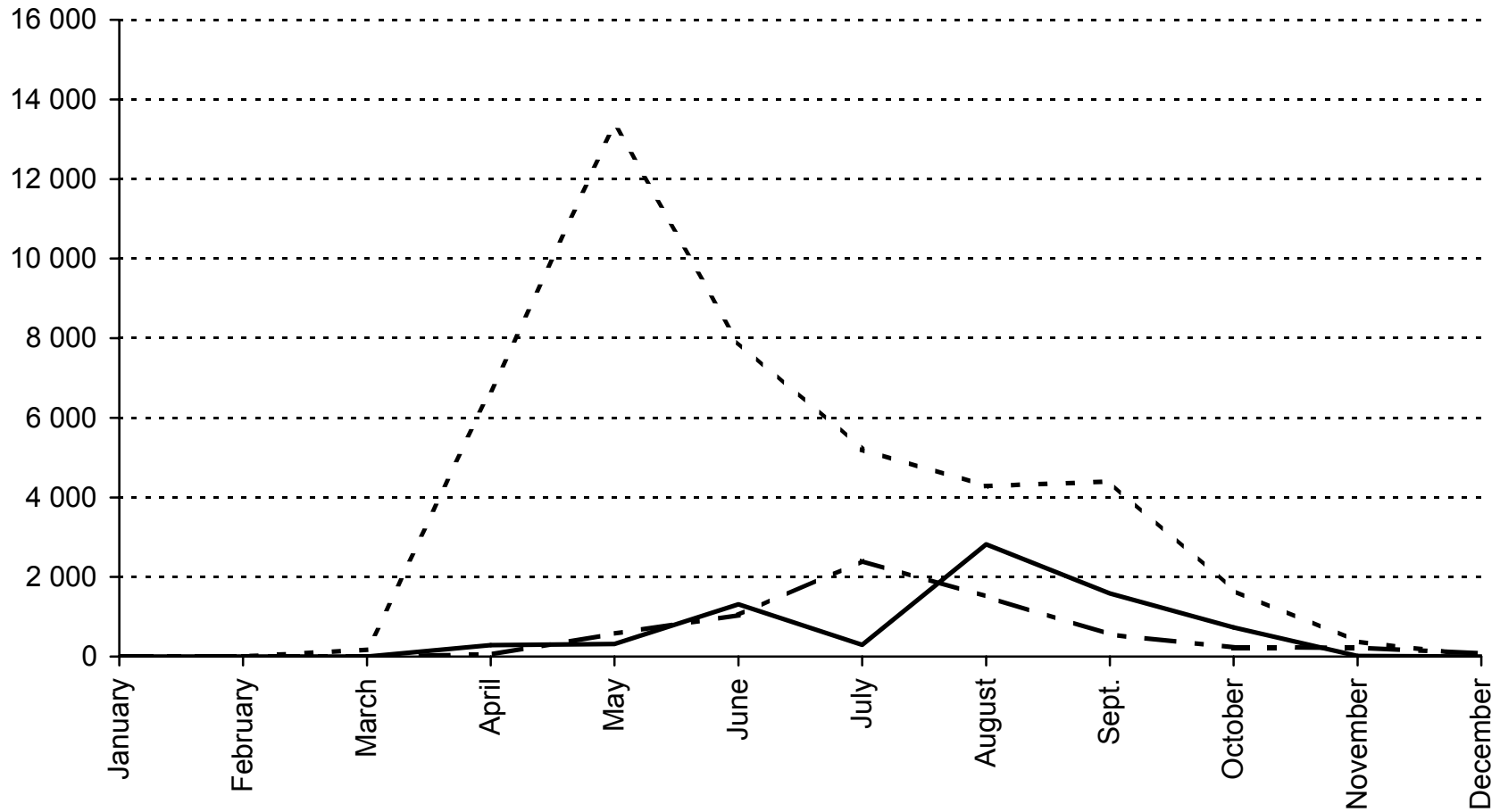
QUEBEC MARINE FISHERIES
MAIN SPECIES LANDINGS BY GEARS TYPES
QUEBEC REGION

REGIONAL SUMMARY

Quantity (metric tons, round weight), value ('000\$)
(Excluding non commercial fisheries)

| Species Gear | 2005 (final) | | | | 2006 (preliminary) | | | |
|--------------------------------------|--------------|-----------|---------------|----------------|--------------------|------------|---------------|----------------|
| | December | | Cumulative | | December | | Cumulative | |
| | Qty | Value | Qty | Value | Qty | Value | Qty | Value |
| Japanese trap..... | 0 | 0 | 2 573 | 8 790 | 0 | 0 | 2 351 | 5 246 |
| Conical trap..... | 0 | 0 | 8 668 | 33 167 | 0 | 0 | 6 852 | 16 734 |
| Pyramidal trap..... | 0 | 0 | 5 | 21 | 0 | 0 | 12 | 34 |
| Mix of trap - crab..... | 0 | 0 | 4 963 | 21 001 | 0 | 0 | 5 162 | 14 427 |
| Fixed gear..... | 0 | 0 | 0 | 0 | 0 | 0 | 891 | 2 495 |
| Species total | 0 | 0 | 16 210 | 62 978 | 0 | 0 | 15 270 | 38 936 |
| Unspecified crustaceans | | | | | | | | |
| Diving with hand tool..... | 0 | 0 | 3 | 3 | 0 | 0 | 0 | 0 |
| Hand and hand held tools..... | 0 | 0 | 11 | 11 | 0 | 0 | 23 | 24 |
| Trap..... | 0 | 0 | 884 | 875 | 0 | 0 | 866 | 830 |
| Pot..... | 0 | 0 | 176 | 132 | 0 | 0 | 195 | 154 |
| Pyramidal trap..... | 0 | 0 | 0 | 0 | 0 | 0 | * | * |
| Trap for whelk (0,15 cubic metre an | 0 | 0 | 44 | 67 | 0 | 0 | 0 | 0 |
| Trap for whelk (0,16 to 0,30 cubic m | 0 | 0 | 695 | 710 | 0 | 0 | 721 | 751 |
| Rakes & tongs..... | 7 | 15 | 615 | 1 261 | 0 | 0 | 354 | 529 |
| Bottom otter trawl (stern)..... | 0 | 0 | 0 | 0 | 0 | 0 | * | * |
| Drag..... | 11 | 13 | 1 040 | 839 | 7 | 9 | 1 018 | 790 |
| Species total | 18 | 27 | 3 468 | 3 898 | 7 | 9 | 3 178 | 3 079 |
| Total Molluscs et Crustaceans | 18 | 27 | 43 507 | 138 972 | 11 | 17 | 44 006 | 104 534 |
| Unspecified items | | | | | | | | |
| Diving with hand tool..... | 13 | 19 | 179 | 203 | 73 | 89 | 679 | 765 |
| Miscellaneous..... | 0 | 0 | 1 | * | 0 | 0 | 0 | 0 |
| Gill net..... | 0 | 0 | 63 | 217 | 0 | 0 | 36 | 72 |
| Species total | 13 | 19 | 243 | 421 | 73 | 89 | 715 | 837 |
| Quebec region total : | 31 | 46 | 56 730 | 152 075 | 161 | 189 | 58 744 | 117 051 |

Monthly landings in metric tons in province of Québec Year 2006

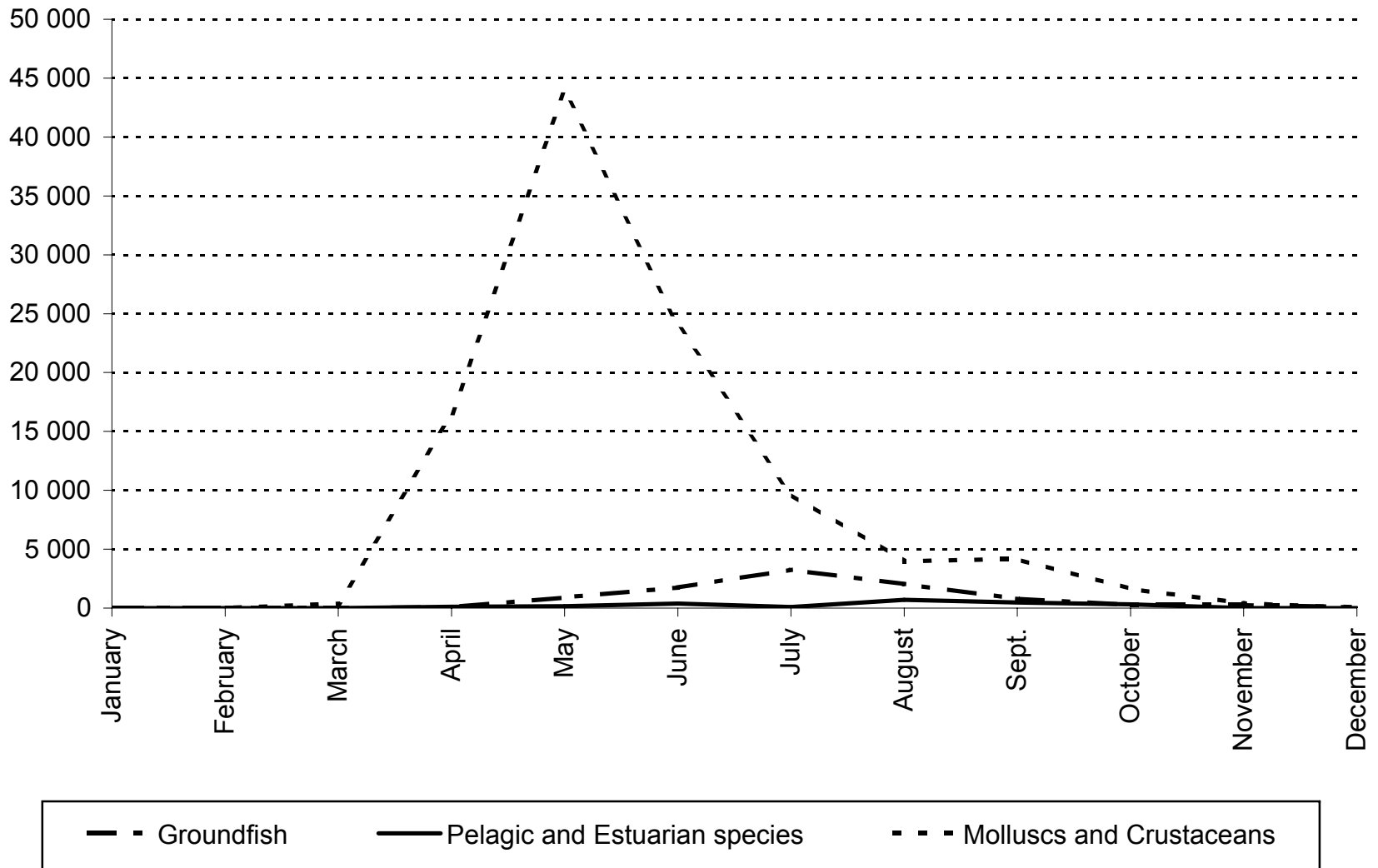


— ■ Groundfish

— Pelagic and Estuarian species

- · - Molluscs and Crustaceans

Monthly landings value in thousands of dollars in province of Québec Year 2006



QUEBEC MARINE FISHERIES
MONTHLY LANDING STATISTICS BY SPECIES
QUEBEC REGION

UPPER NORTH-SHORE

TADOUSSAC TO GALLIX

Quantity (metric tons, round weight), value ('000\$)
(Excluding non commercial fisheries)

| Species | 2005 (final) | | | | 2006 (preliminary) | | | | Variation (%) of Cumulative | |
|--|--------------|-----------|--------------|--------------|--------------------|-----------|--------------|--------------|--------------------------------|------------|
| | December | | Cumulative | | December | | Cumulative | | Qty. | Value |
| | Qty. | Value | Qty. | Value | Qty. | Value | Qty. | Value | Qty. | Value |
| Cod..... | - | - | 1 | 1 | - | - | 1 | 1 | -2 | -22 |
| Haddock..... | - | - | - | - | - | - | - | - | - | - |
| Redfish..... | - | - | - | - | - | - | * | * | N/A | N/A |
| Atlantic halibut..... | - | - | 3 | 19 | - | - | 4 | 27 | 69 | 46 |
| American plaice..... | - | - | 5 | 5 | - | - | 1 | 1 | -71 | -70 |
| Greyscale (Witch)..... | - | - | - | - | - | - | - | - | - | - |
| Winter flounder..... | - | - | - | - | - | - | - | - | - | - |
| Greenland halibut..... | - | - | 173 | 368 | - | - | 34 | 59 | -81 | -84 |
| Unspecified flounders..... | - | - | - | - | - | - | - | - | - | - |
| White hake..... | - | - | 1 | * | - | - | * | * | -99 | -99 |
| Catfish..... | - | - | - | - | - | - | - | - | - | - |
| Other Groundfish..... | - | - | - | - | - | - | - | - | - | - |
| Total Groundfish..... | - | - | 183 | 393 | - | - | 40 | 88 | -78 | -78 |
| Herring..... | - | - | 3 | 1 | - | - | 5 | 3 | 93 | 131 |
| Mackerel..... | - | - | - | - | - | - | - | - | - | - |
| Tuna, Bluefin..... | - | - | - | - | - | - | - | - | - | - |
| Smelt..... | - | - | - | - | - | - | - | - | - | - |
| Capelin..... | - | - | - | - | - | - | - | - | - | - |
| Other Pelagic and Estuarial fish..... | - | - | 3 | 1 | - | - | 1 | * | -59 | -76 |
| Total Pelagic and Estuarial fish..... | - | - | 5 | 3 | - | - | 6 | 4 | 15 | 38 |
| Soft-shell Clam..... | 7 | 15 | 614 | 1 260 | - | - | 354 | 529 | -42 | -58 |
| Ocean quahaug..... | - | - | - | - | - | - | - | - | - | - |
| Scallop..... | - | - | - | - | - | - | 3 | 5 | N/A | N/A |
| Whelk..... | - | - | 185 | 170 | - | - | 211 | 188 | 14 | 10 |
| Lobster..... | - | - | * | * | - | - | * | * | -70 | -77 |
| Shrimp..... | - | - | 147 | 408 | - | - | 174 | 405 | 18 | -1 |
| Rock crab..... | - | - | - | - | - | - | 8 | 6 | N/A | N/A |
| Snow crab..... | - | - | 912 | 3 047 | - | - | 1 124 | 2 601 | 23 | -15 |
| Other Molluscs and Crustaceans..... | - | - | 136 | 99 | - | - | 121 | 88 | -11 | -11 |
| Total Molluscs and Crustaceans..... | 7 | 15 | 1 994 | 4 984 | - | - | 1 996 | 3 822 | 0 | -23 |
| Other Item..... | 13 | 19 | 133 | 142 | 73 | 89 | 592 | 648 | 345 | 356 |
| Total..... | 20 | 33 | 2 316 | 5 522 | 73 | 89 | 2 635 | 4 562 | 14 | -17 |

QUEBEC MARINE FISHERIES
MONTHLY LANDING STATISTICS BY SPECIES
QUEBEC REGION

MIDDLE NORTH-SHORE

SEPT-ILES TO POINTE-PARENT, INCLUDING ANTICOSTI ISLAND

Quantity (metric tons, round weight), value ('000\$)
(Excluding non commercial fisheries)

| Species | 2005 (final) | | | | 2006 (preliminary) | | | | Variation (%) of Cumulative | |
|--|--------------|----------|--------------|---------------|--------------------|----------|--------------|---------------|--------------------------------|-----------|
| | December | | Cumulative | | December | | Cumulative | | Qty. | Value |
| | Qty. | Value | Qty. | Value | Qty. | Value | Qty. | Value | | |
| Cod..... | - | - | 9 | 13 | - | - | 23 | 33 | 157 | 144 |
| Haddock..... | - | - | * | * | - | - | - | - | N/A | N/A |
| Redfish..... | - | - | * | * | - | - | * | * | 16 | 17 |
| Atlantic halibut..... | - | - | 8 | 50 | - | - | 11 | 85 | 42 | 72 |
| American plaice..... | - | - | 1 | 1 | - | - | 2 | 2 | 69 | 73 |
| Greyscale (Witch)..... | - | - | - | - | - | - | - | - | - | - |
| Winter flounder..... | - | - | - | - | - | - | - | - | - | - |
| Greenland halibut..... | - | - | 129 | 279 | - | - | 220 | 380 | 71 | 36 |
| Unspecified flounders..... | - | - | - | - | - | - | - | - | - | - |
| White hake..... | - | - | * | * | - | - | * | * | -39 | -57 |
| Catfish..... | - | - | - | - | - | - | - | - | - | - |
| Other Groundfish..... | - | - | * | * | - | - | - | - | N/A | N/A |
| Total Groundfish..... | - | - | 147 | 343 | - | - | 256 | 500 | 74 | 46 |
| Herring..... | - | - | 57 | 31 | - | - | 65 | 43 | 15 | 37 |
| Mackerel..... | - | - | - | - | - | - | - | - | - | - |
| Tuna, Bluefin..... | - | - | - | - | - | - | - | - | - | - |
| Smelt..... | - | - | - | - | - | - | - | - | - | - |
| Capelin..... | - | - | - | - | - | - | - | - | - | - |
| Other Pelagic and Estuarial fish..... | - | - | * | * | - | - | 2 | * | 467 | 204 |
| Total Pelagic and Estuarial fish..... | - | - | 57 | 31 | - | - | 67 | 43 | 17 | 38 |
| Soft-shell Clam..... | - | - | - | - | - | - | - | - | - | - |
| Ocean quahaug..... | - | - | - | - | - | - | - | - | - | - |
| Scallop..... | - | - | 787 | 1 061 | - | - | 734 | 896 | -7 | -16 |
| Whelk..... | - | - | 648 | 644 | - | - | 596 | 590 | -8 | -8 |
| Lobster..... | - | - | 28 | 388 | - | - | 21 | 259 | -23 | -33 |
| Shrimp..... | - | - | 125 | 302 | 2 | 6 | 147 | 340 | 18 | 13 |
| Rock crab..... | - | - | 231 | 179 | - | - | 171 | 132 | -26 | -26 |
| Snow crab..... | - | - | 2 420 | 8 037 | - | - | 3 331 | 7 715 | 38 | -4 |
| Other Molluscs and Crustaceans..... | - | - | 732 | 532 | - | - | 759 | 550 | 4 | 4 |
| Total Molluscs and Crustaceans..... | - | - | 4 970 | 11 142 | 2 | 6 | 5 760 | 10 484 | 16 | -6 |
| Other Item..... | - | - | 4 | * | - | - | 15 | * | 308 | -24 |
| Total..... | - | - | 5 178 | 11 516 | 2 | 6 | 6 098 | 11 027 | 18 | -4 |

QUEBEC MARINE FISHERIES
MONTHLY LANDING STATISTICS BY SPECIES
QUEBEC REGION

LOWER NORTH-SHORE

KEGASKA TO BLANC-SABLON

Quantity (metric tons, round weight), value ('000\$)
(Excluding non commercial fisheries)

2005 (final)

2006 (preliminary)

| Species | 2005 (final) | | | | 2006 (preliminary) | | | | Variation (%) of Cumulative | |
|--|--------------|----------|--------------|--------------|--------------------|----------|--------------|--------------|--------------------------------|------------|
| | December | | Cumulative | | December | | Cumulative | | Qty. | Value |
| | Qty. | Value | Qty. | Value | Qty. | Value | Qty. | Value | | |
| Cod..... | - | - | 712 | 621 | - | - | 883 | 801 | 24 | 29 |
| Haddock..... | - | - | - | - | - | - | - | - | - | - |
| Redfish..... | - | - | * | * | - | - | * | * | 44 | 27 |
| Atlantic halibut..... | - | - | 13 | 78 | - | - | 9 | 53 | -35 | -33 |
| American plaice..... | - | - | - | - | - | - | * | * | N/A | N/A |
| Greyscale (Witch)..... | - | - | - | - | - | - | - | - | - | - |
| Winter flounder..... | - | - | - | - | - | - | - | - | - | - |
| Greenland halibut..... | - | - | 419 | 962 | - | - | 337 | 519 | -20 | -46 |
| Unspecified flounders..... | - | - | - | - | - | - | - | - | - | - |
| White hake..... | - | - | - | - | - | - | - | - | - | - |
| Catfish..... | - | - | - | - | - | - | - | - | - | - |
| Other Groundfish..... | - | - | - | - | - | - | * | * | N/A | N/A |
| Total Groundfish..... | - | - | 1 145 | 1 662 | - | - | 1 228 | 1 373 | 7 | -17 |
| Herring..... | - | - | 363 | 80 | - | - | 58 | 12 | -84 | -85 |
| Mackerel..... | - | - | 35 | 13 | - | - | 76 | 26 | 120 | 106 |
| Tuna, Bluefin..... | - | - | - | - | - | - | - | - | - | - |
| Smelt..... | - | - | - | - | - | - | - | - | - | - |
| Capelin..... | - | - | 305 | 71 | - | - | 1 228 | 209 | 302 | 196 |
| Other Pelagic and Estuarial fish..... | - | - | * | 1 | - | - | * | 1 | 92 | 51 |
| Total Pelagic and Estuarial fish..... | - | - | 703 | 164 | - | - | 1 363 | 248 | 94 | 52 |
| Soft-shell Clam..... | - | - | - | - | - | - | - | - | - | - |
| Ocean quahaug..... | - | - | - | - | - | - | - | - | - | - |
| Scallop..... | - | - | 90 | 138 | 1 | 2 | 133 | 194 | 47 | 40 |
| Whelk..... | - | - | 56 | 56 | - | - | 46 | 41 | -19 | -27 |
| Lobster..... | - | - | 24 | 277 | - | - | 16 | 173 | -35 | -38 |
| Shrimp..... | - | - | 831 | 1 112 | - | - | 1 074 | 930 | 29 | -16 |
| Rock crab..... | - | - | - | - | - | - | - | - | - | - |
| Snow crab..... | - | - | 1 137 | 3 704 | - | - | 1 014 | 2 011 | -11 | -46 |
| Other Molluscs and Crustaceans..... | - | - | 25 | 26 | - | - | 8 | 12 | -68 | -54 |
| Total Molluscs and Crustaceans..... | - | - | 2 164 | 5 313 | 1 | 2 | 2 290 | 3 361 | 6 | -37 |
| Other Item..... | - | - | 63 | 217 | - | - | 36 | 72 | -44 | -67 |
| Total..... | - | - | 4 075 | 7 355 | 1 | 2 | 4 916 | 5 055 | 21 | -31 |

QUEBEC MARINE FISHERIES
MONTHLY LANDING STATISTICS BY SPECIES
QUEBEC REGION

NORTH-SHORE

Quantity (metric tons, round weight), value ('000\$)
(Excluding non commercial fisheries)

| Species | 2005 (final) | | | | 2006 (preliminary) | | | | Variation (%) of cumulative | |
|---|--------------|-----------|---------------|---------------|--------------------|-----------|---------------|---------------|--------------------------------|------------|
| | December | | Cumulative | | December | | Cumulative | | | |
| | Qty. | Value | Qty. | Value | Qty. | Value | Qty. | Value | Qty. | Value |
| Cod..... | - | - | 722 | 636 | - | - | 906 | 834 | 26 | 31 |
| Haddock..... | - | - | * | * | - | - | - | - | N/A | N/A |
| Redfish..... | - | - | * | * | - | - | * | * | 23 | 25 |
| Atlantic halibut..... | - | - | 24 | 146 | - | - | 24 | 165 | 2 | 13 |
| American plaice..... | - | - | 6 | 6 | - | - | 3 | 3 | -44 | -43 |
| Greysole (Witch)..... | - | - | - | - | - | - | - | - | - | - |
| Winter flounder..... | - | - | - | - | - | - | - | - | - | - |
| Greenland halibut..... | - | - | 722 | 1 609 | - | - | 590 | 958 | -18 | -40 |
| Unspecified flounders..... | - | - | - | - | - | - | - | - | - | - |
| White hake..... | - | - | 1 | * | - | - | * | * | -99 | -99 |
| Catfish..... | - | - | - | - | - | - | - | - | - | - |
| Other Groundfish..... | - | - | * | * | - | - | * | * | -84 | -83 |
| Total Groundfish..... | - | - | 1 474 | 2 398 | - | - | 1 525 | 1 961 | 3 | -18 |
| Herring..... | - | - | 422 | 112 | - | - | 128 | 59 | -70 | -48 |
| Mackerel..... | - | - | 35 | 13 | - | - | 76 | 26 | 120 | 106 |
| Tuna, Bluefin..... | - | - | - | - | - | - | - | - | - | - |
| Smelt..... | - | - | - | - | - | - | - | - | - | - |
| Capelin..... | - | - | 305 | 71 | - | - | 1 228 | 209 | 302 | 196 |
| Other Pelagic and Estorial fish..... | - | - | 3 | 2 | - | - | 3 | 1 | -7 | -22 |
| Total Pelagic and Estorial fish..... | - | - | 765 | 198 | - | - | 1 436 | 295 | 88 | 49 |
| Soft-shell Clam..... | 7 | 15 | 614 | 1 260 | - | - | 354 | 529 | -42 | -58 |
| Ocean quahaug..... | - | - | - | - | - | - | - | - | - | - |
| Scallop..... | - | - | 877 | 1 199 | 1 | 2 | 870 | 1 095 | -1 | -9 |
| Whelk..... | - | - | 889 | 870 | - | - | 853 | 819 | -4 | -6 |
| Lobster..... | - | - | 52 | 666 | - | - | 37 | 432 | -29 | -35 |
| Shrimp..... | - | - | 1 103 | 1 822 | 2 | 6 | 1 396 | 1 675 | 27 | -8 |
| Rock crab..... | - | - | 231 | 179 | - | - | 180 | 139 | -22 | -22 |
| Snow crab..... | - | - | 4 469 | 14 788 | - | - | 5 469 | 12 328 | 22 | -17 |
| Other Molluscs and Crustaceans..... | - | - | 893 | 656 | - | - | 888 | 650 | -1 | -1 |
| Total Molluscs and Crustaceans..... | 7 | 15 | 9 128 | 21 439 | 3 | 8 | 10 046 | 17 667 | 10 | -18 |
| Other Item..... | 13 | 19 | 200 | 359 | 73 | 89 | 643 | 720 | 222 | 101 |
| Total..... | 20 | 33 | 11 568 | 24 393 | 76 | 97 | 13 649 | 20 644 | 18 | -15 |

QUEBEC MARINE FISHERIES
 CUMULATIVE LANDINGS BY VESSEL LENGTH GROUP, DECEMBER 2006
 QUEBEC REGION

 * PRELIMINARY *

NORTH-SHORE

Quantity (metric tons, round weight), value ('000\$)
 (Excluding non commercial fisheries)

| Species | Less than 35' | | 35' - 64'11" | | 65' and over | | Total by species | |
|--|---------------|--------------|--------------|---------------|--------------|------------|------------------|---------------|
| | Quantity | Value | Quantity | Value | Quantity | Value | Quantity | Value |
| Cod..... | 699 | 648 | 207 | 187 | 0 | 0 | 906 | 834 |
| Haddock..... | 0 | 0 | 0 | 0 | 0 | 0 | 0 | 0 |
| Redfish..... | * | * | * | * | 0 | 0 | * | * |
| Atlantic halibut..... | 4 | 28 | 21 | 138 | 0 | 0 | 24 | 165 |
| American plaice..... | * | * | 3 | 3 | 0 | 0 | 3 | 3 |
| Greysole (Witch)..... | 0 | 0 | 0 | 0 | 0 | 0 | 0 | 0 |
| Winter flounder..... | 0 | 0 | 0 | 0 | 0 | 0 | 0 | 0 |
| Greenland halibut..... | 110 | 172 | 480 | 786 | 0 | 0 | 590 | 958 |
| Unspecified flounders..... | 0 | 0 | 0 | 0 | 0 | 0 | 0 | 0 |
| White hake..... | 0 | 0 | * | * | 0 | 0 | * | * |
| Catfish..... | 0 | 0 | 0 | 0 | 0 | 0 | 0 | 0 |
| Other Groundfish..... | 0 | 0 | * | * | 0 | 0 | * | * |
| Total Groundfish..... | 813 | 848 | 712 | 1 113 | 0 | 0 | 1 525 | 1 961 |
| Herring..... | 42 | 12 | 87 | 47 | 0 | 0 | 128 | 59 |
| Mackerel..... | 63 | 21 | 14 | 5 | 0 | 0 | 76 | 26 |
| Tuna, Bluefin..... | 0 | 0 | 0 | 0 | 0 | 0 | 0 | 0 |
| Smelt..... | 0 | 0 | 0 | 0 | 0 | 0 | 0 | 0 |
| Capelin..... | 776 | 133 | 452 | 76 | 0 | 0 | 1 228 | 209 |
| Other Pelagic and Estuarial fish..... | * | 1 | 3 | 1 | 0 | 0 | 3 | 1 |
| Total Pelagic and Estuarial fish..... | 881 | 167 | 555 | 128 | 0 | 0 | 1 436 | 295 |
| Soft-shell Clam..... | 354 | 529 | 0 | 0 | 0 | 0 | 354 | 529 |
| Ocean quahaug..... | 0 | 0 | 0 | 0 | 0 | 0 | 0 | 0 |
| Scallop..... | 93 | 98 | 777 | 997 | 0 | 0 | 870 | 1 095 |
| Whelk..... | 428 | 419 | 425 | 400 | 0 | 0 | 853 | 819 |
| Lobster..... | 20 | 230 | 17 | 202 | 0 | 0 | 37 | 432 |
| Shrimp..... | 0 | 0 | 764 | 1 131 | 632 | 543 | 1 396 | 1 675 |
| Rock crab..... | 108 | 84 | 72 | 55 | 0 | 0 | 180 | 139 |
| Snow crab..... | 310 | 663 | 5 159 | 11 664 | 0 | 0 | 5 469 | 12 328 |
| Other Molluscs and Crustaceans..... | 73 | 53 | 815 | 597 | 0 | 0 | 888 | 650 |
| Total Molluscs and Crustaceans..... | 1 387 | 2 076 | 8 028 | 15 047 | 632 | 543 | 10 046 | 17 667 |
| Other items..... | 365 | 396 | 278 | 324 | 0 | 0 | 643 | 720 |
| Total..... | 3 445 | 3 488 | 9 572 | 16 612 | 632 | 543 | 13 649 | 20 644 |

QUEBEC MARINE FISHERIES
MONTHLY LANDINGS BY SPECIES IN 2006
QUEBEC REGION

* PRELIMINARY *

NORTH-SHORE

Quantity (metric tons, round weight)
(Excluding non commercial fisheries)

| SPECIES | JANUARY | FEBRUARY | MARCH | APRIL | MAY | JUNE |
|--|----------|----------|-----------|--------------|--------------|--------------|
| Cod..... | 0 | 0 | 0 | 0 | 1 | 53 |
| Haddock..... | 0 | 0 | 0 | 0 | 0 | 0 |
| Redfish..... | 0 | 0 | 0 | 0 | * | * |
| Atlantic halibut..... | 0 | 0 | 0 | 0 | 12 | 5 |
| American plaice..... | 0 | 0 | 0 | 0 | * | * |
| Greysole (Witch)..... | 0 | 0 | 0 | 0 | 0 | 0 |
| Winter flounder..... | 0 | 0 | 0 | 0 | 0 | 0 |
| Greenland halibut..... | 0 | 0 | 0 | 0 | 281 | 70 |
| Unspecified flounders..... | 0 | 0 | 0 | 0 | 0 | 0 |
| White hake..... | 0 | 0 | 0 | 0 | 0 | * |
| Catfish..... | 0 | 0 | 0 | 0 | 0 | 0 |
| Other Groundfish..... | 0 | 0 | 0 | 0 | 0 | 0 |
| Total Groundfish..... | 0 | 0 | 0 | 0 | 294 | 128 |
| Herring..... | 0 | 0 | 0 | 19 | 46 | 20 |
| Mackerel..... | 0 | 0 | 0 | 0 | 0 | 0 |
| Tuna, Bluefin..... | 0 | 0 | 0 | 0 | 0 | 0 |
| Smelt..... | 0 | 0 | 0 | 0 | 0 | 0 |
| Capelin..... | 0 | 0 | 0 | 0 | 0 | 1 045 |
| Other Pelagic and Estuarial fish..... | 0 | 0 | 0 | 0 | * | 1 |
| Total Pelagic and Estuarial fish..... | 0 | 0 | 0 | 19 | 46 | 1 066 |
| Soft-shell Clam..... | * | 0 | 15 | 55 | 104 | 48 |
| Ocean quahaug..... | 0 | 0 | 0 | 0 | 0 | 0 |
| Scallop..... | 0 | 0 | 0 | 1 | 172 | 196 |
| Whelk..... | 0 | 0 | 0 | 46 | 237 | 184 |
| Lobster..... | 0 | 0 | 0 | 0 | 6 | 20 |
| Shrimp..... | 0 | 0 | 0 | 166 | 47 | 387 |
| Rock crab..... | 0 | 0 | 0 | 0 | 0 | 0 |
| Snow crab..... | 0 | 0 | 43 | 1 273 | 2 352 | 1 308 |
| Other Molluscs and Crustaceans..... | 0 | 0 | 0 | 0 | 0 | 68 |
| Total Molluscs et Crustaceans..... | * | 0 | 58 | 1 541 | 2 918 | 2 210 |
| Other items..... | 0 | 0 | 26 | 91 | 53 | 16 |
| Total..... | * | 0 | 84 | 1 650 | 3 312 | 3 419 |

QUEBEC MARINE FISHERIES
MONTHLY LANDINGS BY SPECIES IN 2006
QUEBEC REGION

* PRELIMINARY *

NORTH-SHORE

Quantity (metric tons, round weight)
(Excluding non commercial fisheries)

| JULY | AUGUST | SEPTEMBER | OCTOBER | NOVEMBER | DECEMBER | TOTAL |
|-------|--------|-----------|---------|----------|----------|--------|
| 623 | 230 | * | 0 | 0 | 0 | 906 |
| 0 | 0 | 0 | 0 | 0 | 0 | 0 |
| * | * | * | 0 | 0 | 0 | * |
| 7 | 1 | * | * | 0 | 0 | 24 |
| 1 | 1 | * | * | 0 | 0 | 3 |
| 0 | 0 | 0 | 0 | 0 | 0 | 0 |
| 0 | 0 | 0 | 0 | 0 | 0 | 0 |
| 136 | 82 | 16 | 4 | 0 | 0 | 590 |
| 0 | 0 | 0 | 0 | 0 | 0 | 0 |
| 0 | * | 0 | 0 | 0 | 0 | * |
| 0 | 0 | 0 | 0 | 0 | 0 | 0 |
| * | 0 | 0 | 0 | 0 | 0 | * |
| <hr/> | <hr/> | <hr/> | <hr/> | <hr/> | <hr/> | <hr/> |
| 768 | 314 | 17 | 4 | 0 | 0 | 1 525 |
| 3 | 19 | 22 | 0 | 0 | 0 | 128 |
| 4 | 43 | 29 | 0 | 0 | 0 | 76 |
| 0 | 0 | 0 | 0 | 0 | 0 | 0 |
| 0 | 0 | 0 | 0 | 0 | 0 | 0 |
| 175 | 7 | 0 | 0 | 0 | 0 | 1 228 |
| * | 1 | 1 | 0 | 0 | 0 | 3 |
| <hr/> | <hr/> | <hr/> | <hr/> | <hr/> | <hr/> | <hr/> |
| 183 | 71 | 52 | 0 | 0 | 0 | 1 436 |
| 54 | 34 | 25 | 14 | 4 | 0 | 354 |
| 0 | 0 | 0 | 0 | 0 | 0 | 0 |
| 172 | 206 | 69 | 32 | 19 | 1 | 870 |
| 148 | 168 | 60 | 10 | 0 | 0 | 853 |
| 12 | * | 0 | 0 | 0 | 0 | 37 |
| 372 | 332 | 32 | 31 | 27 | 2 | 1 396 |
| 58 | 76 | 46 | 0 | 0 | 0 | 180 |
| 467 | 10 | 15 | 0 | 0 | 0 | 5 469 |
| 197 | 307 | 210 | 94 | 11 | 0 | 888 |
| <hr/> | <hr/> | <hr/> | <hr/> | <hr/> | <hr/> | <hr/> |
| 1 481 | 1 134 | 458 | 182 | 62 | 3 | 10 046 |
| * | 22 | 81 | 110 | 171 | 73 | 643 |
| <hr/> | <hr/> | <hr/> | <hr/> | <hr/> | <hr/> | <hr/> |
| 2 431 | 1 539 | 607 | 297 | 233 | 76 | 13 649 |

QUEBEC MARINE FISHERIES
MONTHLY LANDINGS BY SPECIES IN 2006
QUEBEC REGION

* PRELIMINARY *

NORTH-SHORE

Value ('000)
(Excluding non commercial fisheries)

| SPECIES | JANUARY | FEBRUARY | MARCH | APRIL | MAY | JUNE |
|---------------------------------------|---------|----------|-------|-------|-------|-------|
| Cod..... | 0 | 0 | 0 | 0 | 1 | 50 |
| Haddock..... | 0 | 0 | 0 | 0 | 0 | 0 |
| Redfish..... | 0 | 0 | 0 | 0 | * | * |
| Atlantic halibut..... | 0 | 0 | 0 | 0 | 79 | 32 |
| American plaice..... | 0 | 0 | 0 | 0 | * | * |
| Greysole (Witch)..... | 0 | 0 | 0 | 0 | 0 | 0 |
| Winter flounder..... | 0 | 0 | 0 | 0 | 0 | 0 |
| Greenland halibut..... | 0 | 0 | 0 | 0 | 433 | 123 |
| Unspecified flounders..... | 0 | 0 | 0 | 0 | 0 | 0 |
| White hake..... | 0 | 0 | 0 | 0 | 0 | * |
| Catfish..... | 0 | 0 | 0 | 0 | 0 | 0 |
| Other Groundfish..... | 0 | 0 | 0 | 0 | 0 | 0 |
| | ----- | ----- | ----- | ----- | ----- | ----- |
| Total Groundfish..... | 0 | 0 | 0 | 0 | 514 | 206 |
| Herring..... | 0 | 0 | 0 | 12 | 30 | 7 |
| Mackerel..... | 0 | 0 | 0 | 0 | 0 | 0 |
| Tuna, Bluefin..... | 0 | 0 | 0 | 0 | 0 | 0 |
| Smelt..... | 0 | 0 | 0 | 0 | 0 | 0 |
| Capelin..... | 0 | 0 | 0 | 0 | 0 | 188 |
| Other Pelagic and Estuarial fish..... | 0 | 0 | 0 | 0 | 1 | * |
| | ----- | ----- | ----- | ----- | ----- | ----- |
| Total Pelagic and Estuarial fish..... | 0 | 0 | 0 | 12 | 31 | 195 |
| Soft-shell Clam..... | * | 0 | 24 | 85 | 161 | 74 |
| Ocean quahaug..... | 0 | 0 | 0 | 0 | 0 | 0 |
| Scallop..... | 0 | 0 | 0 | 2 | 227 | 242 |
| Whelk..... | 0 | 0 | 0 | 43 | 231 | 178 |
| Lobster..... | 0 | 0 | 0 | 0 | 65 | 227 |
| Shrimp..... | 0 | 0 | 0 | 427 | 119 | 327 |
| Rock crab..... | 0 | 0 | 0 | 0 | 0 | 0 |
| Snow crab..... | 0 | 0 | 98 | 2 940 | 5 328 | 2 868 |
| Other Molluscs and Crustaceans..... | 0 | 0 | 0 | 0 | 0 | 49 |
| | ----- | ----- | ----- | ----- | ----- | ----- |
| Total Molluscs and Crustaceans..... | * | 0 | 122 | 3 497 | 6 130 | 3 966 |
| Other items..... | 0 | 0 | 23 | 79 | 75 | 31 |
| | ----- | ----- | ----- | ----- | ----- | ----- |
| Total..... | * | 0 | 145 | 3 589 | 6 749 | 4 398 |

QUEBEC MARINE FISHERIES
MONTHLY LANDINGS BY SPECIES IN 2006
QUEBEC REGION

* PRELIMINARY *

NORTH-SHORE

Value ('000)
(Excluding non commercial fisheries)

| JULY | AUGUST | SEPTEMBER | OCTOBER | NOVEMBER | DECEMBER | TOTAL |
|-------|--------|-----------|---------|----------|----------|--------|
| 581 | 202 | * | 0 | 0 | 0 | 834 |
| 0 | 0 | 0 | 0 | 0 | 0 | 0 |
| * | * | * | 0 | 0 | 0 | * |
| 49 | 4 | 1 | * | 0 | 0 | 165 |
| 1 | 1 | * | * | 0 | 0 | 3 |
| 0 | 0 | 0 | 0 | 0 | 0 | 0 |
| 0 | 0 | 0 | 0 | 0 | 0 | 0 |
| 226 | 140 | 29 | 7 | 0 | 0 | 958 |
| 0 | 0 | 0 | 0 | 0 | 0 | 0 |
| 0 | * | 0 | 0 | 0 | 0 | * |
| 0 | 0 | 0 | 0 | 0 | 0 | 0 |
| * | 0 | 0 | 0 | 0 | 0 | * |
| <hr/> | <hr/> | <hr/> | <hr/> | <hr/> | <hr/> | <hr/> |
| 857 | 347 | 31 | 7 | 0 | 0 | 1 961 |
| 2 | 4 | 4 | 0 | 0 | 0 | 59 |
| 2 | 14 | 10 | 0 | 0 | 0 | 26 |
| 0 | 0 | 0 | 0 | 0 | 0 | 0 |
| 0 | 0 | 0 | 0 | 0 | 0 | 0 |
| 20 | 1 | 0 | 0 | 0 | 0 | 209 |
| * | * | * | 0 | 0 | 0 | 1 |
| <hr/> | <hr/> | <hr/> | <hr/> | <hr/> | <hr/> | <hr/> |
| 24 | 20 | 14 | 0 | 0 | 0 | 295 |
| 81 | 48 | 36 | 17 | 5 | 0 | 529 |
| 0 | 0 | 0 | 0 | 0 | 0 | 0 |
| 209 | 240 | 96 | 49 | 29 | 2 | 1 095 |
| 141 | 159 | 55 | 10 | 0 | 0 | 819 |
| 137 | 3 | 0 | 0 | 0 | 0 | 432 |
| 328 | 290 | 38 | 75 | 65 | 6 | 1 675 |
| 45 | 59 | 35 | 0 | 0 | 0 | 139 |
| 1042 | 21 | 31 | 0 | 0 | 0 | 12 328 |
| 144 | 224 | 156 | 69 | 8 | 0 | 650 |
| <hr/> | <hr/> | <hr/> | <hr/> | <hr/> | <hr/> | <hr/> |
| 2 127 | 1 044 | 446 | 220 | 107 | 8 | 17 667 |
| 1 | 24 | 69 | 120 | 209 | 89 | 720 |
| <hr/> | <hr/> | <hr/> | <hr/> | <hr/> | <hr/> | <hr/> |
| 3 008 | 1 435 | 560 | 346 | 316 | 97 | 20 644 |

QUEBEC MARINE FISHERIES
MAIN SPECIES LANDINGS BY GEARS TYPES
QUEBEC REGION

NORTH-SHORE

Quantity (metric tons, round weight), value ('000\$)
(Excluding non commercial fisheries)

| Species Gear | 2005 (final) | | | | 2006 (preliminary) | | | |
|--------------------------|--------------|----------|--------------|--------------|--------------------|----------|--------------|--------------|
| | December | | Cumulative | | December | | Cumulative | |
| | Qty | Value | Qty | Value | Qty | Value | Qty | Value |
| Cod | | | | | | | | |
| Gill net..... | 0 | 0 | 696 | 614 | 0 | 0 | 874 | 806 |
| Longline..... | 0 | 0 | 8 | 7 | 0 | 0 | 20 | 17 |
| Handline..... | 0 | 0 | 13 | 11 | 0 | 0 | 12 | 12 |
| Trap..... | 0 | 0 | 5 | 4 | 0 | 0 | 0 | 0 |
| Shrimp trawl..... | 0 | 0 | * | * | 0 | 0 | 0 | 0 |
| Species total : | 0 | 0 | 722 | 636 | 0 | 0 | 906 | 834 |
| Redfish | | | | | | | | |
| Gill net..... | 0 | 0 | * | * | 0 | 0 | * | * |
| Species total : | 0 | 0 | * | * | 0 | 0 | * | * |
| American plaice | | | | | | | | |
| Gill net..... | 0 | 0 | 6 | 6 | 0 | 0 | 3 | 3 |
| Longline..... | 0 | 0 | 0 | 0 | 0 | 0 | * | * |
| Species total : | 0 | 0 | 6 | 6 | 0 | 0 | 3 | 3 |
| Greenland halibut | | | | | | | | |
| Gill net..... | 0 | 0 | 719 | 1 604 | 0 | 0 | 588 | 955 |
| Longline..... | 0 | 0 | 2 | 5 | 0 | 0 | 2 | 3 |
| Shrimp trawl..... | 0 | 0 | * | * | 0 | 0 | 0 | 0 |
| Species total : | 0 | 0 | 722 | 1 609 | 0 | 0 | 590 | 958 |
| OTHER GROUND FISH | | | | | | | | |
| Gill net..... | 0 | 0 | 7 | 34 | 0 | 0 | 5 | 31 |
| Longline..... | 0 | 0 | 18 | 113 | 0 | 0 | 20 | 134 |
| Shrimp trawl..... | 0 | 0 | 0 | 0 | 0 | 0 | * | 1 |
| Species total : | 0 | 0 | 25 | 147 | 0 | 0 | 24 | 165 |
| Total Groundfish | 0 | 0 | 1 474 | 2 398 | 0 | 0 | 1 525 | 1 961 |
| Herring | | | | | | | | |
| Gill net..... | 0 | 0 | 161 | 57 | 0 | 0 | 102 | 54 |
| Trap..... | 0 | 0 | 254 | 54 | 0 | 0 | 5 | 1 |
| Purse seine..... | 0 | 0 | 7 | 1 | 0 | 0 | 22 | 4 |
| Species total : | 0 | 0 | 422 | 112 | 0 | 0 | 128 | 59 |

QUEBEC MARINE FISHERIES
MAIN SPECIES LANDINGS BY GEARS TYPES
QUEBEC REGION

NORTH-SHORE

Quantity (metric tons, round weight), value ('000\$)
(Excluding non commercial fisheries)

| Species Gear | 2005 (final) | | | | 2006 (preliminary) | | | |
|---|--------------|-----------|---------------|---------------|--------------------|-----------|---------------|---------------|
| | December | | Cumulative | | December | | Cumulative | |
| | Qty | Value | Qty | Value | Qty | Value | Qty | Value |
| Species total : | 0 | 0 | 4 469 | 14 788 | 0 | 0 | 5 469 | 12 328 |
| OTHER MOLLUSCS AND CRUSTACEANS | | | | | | | | |
| Trap..... | 0 | 0 | 862 | 851 | 0 | 0 | 853 | 819 |
| Pot..... | 0 | 0 | 13 | 11 | 0 | 0 | 0 | 0 |
| Trap for whelk (0,16 to 0,30 cubic metre) | 0 | 0 | 27 | 19 | 0 | 0 | 0 | 0 |
| Rakes & tongs..... | 7 | 15 | 614 | 1 260 | 0 | 0 | 354 | 529 |
| Drag..... | 0 | 0 | 880 | 646 | 0 | 0 | 888 | 650 |
| Species total : | 7 | 15 | 2 396 | 2 786 | 0 | 0 | 2 095 | 1 998 |
| Total Molluscs et Crustaceans | 7 | 15 | 9 128 | 21 439 | 3 | 8 | 10 046 | 17 667 |
| OTHER ITEMS | | | | | | | | |
| Diving with hand tool..... | 13 | 19 | 136 | 142 | 73 | 89 | 607 | 648 |
| Miscellaneous..... | 0 | 0 | 1 | * | 0 | 0 | 0 | 0 |
| Gill net..... | 0 | 0 | 63 | 217 | 0 | 0 | 36 | 72 |
| Species total : | 13 | 19 | 200 | 359 | 73 | 89 | 643 | 720 |
| Sector total : | 20 | 33 | 11 568 | 24 393 | 76 | 97 | 13 649 | 20 644 |

QUEBEC MARINE FISHERIES
MONTHLY LANDING STATISTICS BY SPECIES
QUEBEC REGION

GASPE-NORTH

BIC TO RIVIERE-LA-MADELEINE

Quantity (metric tons, round weight), value ('000\$)
(Excluding non commercial fisheries)

2005 (final)

2006 (preliminary)

| Species | 2005 (final) | | | | 2006 (preliminary) | | | | Variation (%) of Cumulative | |
|--|--------------|----------|--------------|---------------|--------------------|----------|--------------|---------------|--------------------------------|------------|
| | December | | Cumulative | | December | | Cumulative | | Qty. | Value |
| | Qty. | Value | Qty. | Value | Qty. | Value | Qty. | Value | | |
| Cod..... | - | - | 28 | 32 | - | - | 51 | 69 | 82 | 118 |
| Haddock..... | - | - | * | * | - | - | - | - | N/A | N/A |
| Redfish..... | - | - | 3 | 2 | - | - | 2 | 2 | -9 | -17 |
| Atlantic halibut..... | - | - | 23 | 136 | - | - | 14 | 88 | -41 | -35 |
| American plaice..... | - | - | 40 | 37 | - | - | 29 | 27 | -27 | -27 |
| Greyscale (Witch)..... | - | - | - | - | - | - | - | - | - | - |
| Winter flounder..... | - | - | - | - | - | - | - | - | - | - |
| Greenland halibut..... | - | - | 1 317 | 2 805 | - | - | 1 148 | 1 990 | -13 | -29 |
| Unspecified flounders..... | - | - | - | - | - | - | - | - | - | - |
| White hake..... | - | - | 1 | 1 | - | - | 1 | * | -51 | -52 |
| Catfish..... | - | - | - | - | - | - | - | - | - | - |
| Other Groundfish..... | - | - | 4 | 3 | - | - | 2 | 1 | -61 | -61 |
| Total Groundfish..... | - | - | 1 416 | 3 015 | - | - | 1 246 | 2 177 | -12 | -28 |
| Herring..... | - | - | 2 | 1 | - | - | 12 | 5 | 485 | 502 |
| Mackerel..... | - | - | - | - | - | - | * | * | N/A | N/A |
| Tuna, Bluefin..... | - | - | - | - | - | - | - | - | - | - |
| Smelt..... | - | - | - | - | - | - | - | - | - | - |
| Capelin..... | - | - | - | - | - | - | - | - | N/A | N/A |
| Other Pelagic and Estuarial fish..... | - | - | 16 | 1 | - | - | 2 | 1 | -87 | -9 |
| Total Pelagic and Estuarial fish..... | - | - | 18 | 2 | - | - | 14 | 6 | -23 | 233 |
| Soft-shell Clam..... | - | - | * | 2 | - | - | - | - | N/A | N/A |
| Ocean quahaug..... | - | - | - | - | - | - | - | - | - | - |
| Scallop..... | - | - | 23 | 31 | - | - | 20 | 37 | -12 | 22 |
| Whelk..... | - | - | 249 | 295 | - | - | 336 | 345 | 35 | 17 |
| Lobster..... | - | - | * | 5 | - | - | * | 4 | -12 | -22 |
| Shrimp..... | - | - | 5 419 | 7 374 | - | - | 6 018 | 5 775 | 11 | -22 |
| Rock crab..... | - | - | 45 | 36 | - | - | 28 | 23 | -38 | -37 |
| Snow crab..... | - | - | 1 708 | 5 672 | - | - | 1 736 | 4 066 | 2 | -28 |
| Other Molluscs and Crustaceans..... | - | - | * | * | - | - | - | - | N/A | N/A |
| Total Molluscs and Crustaceans..... | - | - | 7 444 | 13 414 | - | - | 8 139 | 10 250 | 9 | -24 |
| Other Item..... | - | - | - | - | - | - | * | * | N/A | N/A |
| Total..... | - | - | 8 879 | 16 430 | - | - | 9 400 | 12 432 | 6 | -24 |

QUEBEC MARINE FISHERIES
MONTHLY LANDING STATISTICS BY SPECIES
QUEBEC REGION

GASPE-EAST

GRANDE VALLÉE TO CAP GASPÉ

Quantity (metric tons, round weight), value ('000\$)
(Excluding non commercial fisheries)

| Species | 2005 (final) | | | | 2006 (preliminary) | | | | Variation (%) of Cumulative | |
|--|--------------|----------|---------------|---------------|--------------------|----------|---------------|---------------|--------------------------------|------------|
| | December | | Cumulative | | December | | Cumulative | | Qty. | Value |
| | Qty. | Value | Qty. | Value | Qty. | Value | Qty. | Value | Qty. | Value |
| Cod..... | - | - | 619 | 662 | - | - | 534 | 630 | -14 | -5 |
| Haddock..... | - | - | - | - | - | - | - | - | - | - |
| Redfish..... | - | - | 31 | 19 | - | - | 8 | 5 | -74 | -72 |
| Atlantic halibut..... | - | - | 62 | 363 | - | - | 55 | 318 | -11 | -13 |
| American plaice..... | - | - | 15 | 11 | - | - | 17 | 13 | 16 | 20 |
| Greyscale (Witch)..... | - | - | * | * | - | - | - | - | N/A | N/A |
| Winter flounder..... | - | - | - | - | - | - | - | - | - | - |
| Greenland halibut..... | - | - | 821 | 1 773 | - | - | 928 | 1 600 | 13 | -10 |
| Unspecified flounders..... | - | - | - | - | - | - | - | - | - | - |
| White hake..... | - | - | 3 | 2 | - | - | 2 | 1 | -47 | -44 |
| Catfish..... | - | - | * | * | - | - | * | * | -87 | -87 |
| Other Groundfish..... | - | - | 2 | 1 | - | - | 3 | 2 | 59 | 40 |
| Total Groundfish..... | - | - | 1 554 | 2 831 | - | - | 1 548 | 2 569 | 0 | -9 |
| Herring..... | - | - | * | * | - | - | * | * | -82 | -62 |
| Mackerel..... | - | - | 10 | 6 | - | - | 22 | 17 | 130 | 168 |
| Tuna, Bluefin..... | - | - | - | - | - | - | - | - | - | - |
| Smelt..... | - | - | - | - | - | - | - | - | - | - |
| Capelin..... | - | - | - | - | - | - | - | - | N/A | N/A |
| Other Pelagic and Estuarial fish..... | - | - | 1 | * | - | - | 1 | * | 22 | 13 |
| Total Pelagic and Estuarial fish..... | - | - | 11 | 7 | - | - | 23 | 17 | 116 | 162 |
| Soft-shell Clam..... | - | - | - | - | - | - | - | - | - | - |
| Ocean quahaug..... | - | - | - | - | - | - | - | - | - | - |
| Scallop..... | - | - | 19 | 42 | - | - | 6 | 16 | -69 | -63 |
| Whelk..... | - | - | 42 | 40 | - | - | 5 | 5 | -89 | -87 |
| Lobster..... | - | - | 55 | 774 | - | - | 47 | 585 | -15 | -24 |
| Shrimp..... | - | - | 10 898 | 14 724 | - | - | 11 920 | 11 422 | 9 | -22 |
| Rock crab..... | - | - | 375 | 314 | - | - | 358 | 299 | -4 | -4 |
| Snow crab..... | - | - | 684 | 2 608 | - | - | 597 | 1 482 | -13 | -43 |
| Other Molluscs and Crustaceans..... | - | - | - | - | - | - | - | - | - | - |
| Total Molluscs and Crustaceans..... | - | - | 12 073 | 18 502 | - | - | 12 934 | 13 810 | 7 | -25 |
| Other Item..... | - | - | - | - | - | - | - | - | - | - |
| Total..... | - | - | 13 638 | 21 339 | - | - | 14 505 | 16 396 | 6 | -23 |

QUEBEC MARINE FISHERIES
MONTHLY LANDING STATISTICS BY SPECIES
QUEBEC REGION

GASPE-SOUTH

CAP-AUX-OS TO PORT DANIEL

Quantity (metric tons, round weight), value ('000\$)
(Excluding non commercial fisheries)

2005 (final)

2006 (preliminary)

| Species | 2005 (final) | | | | 2006 (preliminary) | | | | Variation (%) of Cumulative | |
|--|--------------|----------|---------------|---------------|--------------------|-----------|--------------|---------------|--------------------------------|------------|
| | December | | Cumulative | | December | | Cumulative | | Qty. | Value |
| | Qty. | Value | Qty. | Value | Qty. | Value | Qty. | Value | | |
| Cod..... | - | - | 607 | 612 | 59 | 61 | 871 | 918 | 44 | 50 |
| Haddock..... | - | - | - | - | - | - | - | - | - | - |
| Redfish..... | - | - | 11 | 5 | 3 | 2 | 6 | 4 | -42 | -27 |
| Atlantic halibut..... | - | - | 10 | 53 | * | 1 | 12 | 62 | 13 | 16 |
| American plaice..... | - | - | 6 | 4 | - | - | 10 | 8 | 77 | 105 |
| Greyscale (Witch)..... | - | - | 2 | 1 | - | - | 1 | * | -65 | -80 |
| Winter flounder..... | - | - | 2 | 2 | - | - | - | - | N/A | N/A |
| Greenland halibut..... | - | - | 180 | 375 | * | * | 191 | 328 | 6 | -12 |
| Unspecified flounders..... | - | - | - | - | - | - | - | - | - | - |
| White hake..... | - | - | 1 | * | * | * | 1 | * | 8 | 6 |
| Catfish..... | - | - | * | * | - | - | * | * | -93 | -87 |
| Other Groundfish..... | - | - | * | * | * | * | 1 | * | 135 | 290 |
| Total Groundfish..... | - | - | 819 | 1 052 | 62 | 63 | 1 092 | 1 321 | 33 | 26 |
| Herring..... | - | - | 3 327 | 812 | - | - | 3 595 | 807 | 8 | -1 |
| Mackerel..... | - | - | 61 | 30 | - | - | 196 | 112 | 220 | 269 |
| Tuna, Bluefin..... | - | - | - | - | - | - | - | - | - | - |
| Smelt..... | - | - | - | - | - | - | - | - | - | - |
| Capelin..... | - | - | - | - | - | - | - | - | - | - |
| Other Pelagic and Estuarial fish..... | - | - | 3 | * | - | - | 2 | * | -40 | 51 |
| Total Pelagic and Estuarial fish..... | - | - | 3 391 | 843 | - | - | 3 792 | 919 | 12 | 9 |
| Soft-shell Clam..... | - | - | - | - | - | - | - | - | - | - |
| Ocean quahaug..... | - | - | - | - | - | - | - | - | - | - |
| Scallop..... | - | - | 19 | 41 | - | - | 40 | 102 | 114 | 150 |
| Whelk..... | - | - | - | - | - | - | - | - | - | - |
| Lobster..... | - | - | 588 | 8 358 | - | - | 660 | 7 802 | 12 | -7 |
| Shrimp..... | - | - | - | - | - | - | - | - | - | - |
| Rock crab..... | - | - | 217 | 191 | - | - | 173 | 152 | -20 | -21 |
| Snow crab..... | - | - | 5 695 | 24 130 | - | - | 4 162 | 11 618 | -27 | -52 |
| Other Molluscs and Crustaceans..... | - | - | - | - | - | - | - | - | - | - |
| Total Molluscs and Crustaceans..... | - | - | 6 519 | 32 720 | - | - | 5 035 | 19 674 | -23 | -40 |
| Other Item..... | - | - | - | - | - | - | - | - | - | - |
| Total..... | - | - | 10 729 | 34 615 | 62 | 63 | 9 920 | 21 914 | -8 | -37 |

QUEBEC MARINE FISHERIES
MONTHLY LANDING STATISTICS BY SPECIES
QUEBEC REGION

BAIE-DES-CHALEURS

SHIGAWAKE TO MATAPEDIA

Quantity (metric tons, round weight), value ('000\$)
(Excluding non commercial fisheries)

2005 (final)

2006 (preliminary)

| Species | 2005 (final) | | | | 2006 (preliminary) | | | | Variation (%) of Cumulative | |
|--|--------------|----------|--------------|--------------|--------------------|----------|--------------|--------------|--------------------------------|------------|
| | December | | Cumulative | | December | | Cumulative | | Qty. | Value |
| | Qty. | Value | Qty. | Value | Qty. | Value | Qty. | Value | | |
| Cod..... | - | - | 28 | 33 | - | - | 15 | 17 | -46 | -48 |
| Haddock..... | - | - | - | - | - | - | - | - | - | - |
| Redfish..... | - | - | - | - | - | - | - | - | - | - |
| Atlantic halibut..... | - | - | * | * | - | - | * | * | -28 | -6 |
| American plaice..... | - | - | * | * | - | - | * | * | 237 | 287 |
| Greyscale (Witch)..... | - | - | - | - | - | - | - | - | - | - |
| Winter flounder..... | - | - | 8 | 8 | - | - | 11 | 10 | 40 | 35 |
| Greenland halibut..... | - | - | 8 | 2 | - | - | - | - | N/A | N/A |
| Unspecified flounders..... | - | - | - | - | - | - | - | - | - | - |
| White hake..... | - | - | - | - | - | - | * | * | N/A | N/A |
| Catfish..... | - | - | - | - | - | - | - | - | - | - |
| Other Groundfish..... | - | - | - | - | - | - | 1 | * | N/A | N/A |
| Total Groundfish..... | - | - | 44 | 43 | - | - | 27 | 28 | -39 | -35 |
| Herring..... | - | - | 434 | 173 | - | - | 361 | 130 | -17 | -25 |
| Mackerel..... | - | - | 234 | 122 | - | - | 252 | 138 | 7 | 13 |
| Tuna, Bluefin..... | - | - | - | - | - | - | - | - | - | - |
| Smelt..... | - | - | - | - | - | - | 2 | 1 | N/A | N/A |
| Capelin..... | - | - | - | - | - | - | - | - | - | - |
| Other Pelagic and Estuarial fish..... | - | - | - | - | - | - | - | - | - | - |
| Total Pelagic and Estuarial fish..... | - | - | 668 | 295 | - | - | 614 | 270 | -8 | -9 |
| Soft-shell Clam..... | - | - | - | - | - | - | - | - | - | - |
| Ocean quahaug..... | - | - | - | - | - | - | - | - | - | - |
| Scallop..... | - | - | 12 | 25 | - | - | 10 | 24 | -18 | -5 |
| Whelk..... | - | - | * | * | - | - | - | - | N/A | N/A |
| Lobster..... | - | - | 120 | 1 726 | - | - | 128 | 1 505 | 7 | -13 |
| Shrimp..... | - | - | - | - | - | - | - | - | - | - |
| Rock crab..... | - | - | 386 | 296 | - | - | 381 | 304 | -1 | 3 |
| Snow crab..... | - | - | 1 508 | 6 612 | - | - | 1 154 | 3 524 | -23 | -47 |
| Other Molluscs and Crustaceans..... | - | - | - | - | - | - | - | - | N/A | N/A |
| Total Molluscs and Crustaceans..... | - | - | 2 026 | 8 660 | - | - | 1 672 | 5 356 | -17 | -38 |
| Other Item..... | - | - | - | - | - | - | - | - | - | - |
| Total..... | - | - | 2 738 | 8 998 | - | - | 2 313 | 5 654 | -16 | -37 |

QUEBEC MARINE FISHERIES
MONTHLY LANDING STATISTICS BY SPECIES
QUEBEC REGION

GASPESIE

Quantity (metric tons, round weight), value ('000\$)
(Excluding non commercial fisheries)

| Species | 2005 (final) | | | | 2006 (preliminary) | | | | Variation (%) of cumulative | |
|--|--------------|----------|---------------|---------------|--------------------|-----------|---------------|---------------|--------------------------------|------------|
| | December | | Cumulative | | December | | Cumulative | | | |
| | Qty. | Value | Qty. | Value | Qty. | Value | Qty. | Value | Qty. | Value |
| Cod..... | - | - | 1 282 | 1 339 | 59 | 61 | 1 471 | 1 634 | 15 | 22 |
| Haddock..... | - | - | * | * | - | - | - | - | N/A | N/A |
| Redfish..... | - | - | 45 | 26 | 3 | 2 | 17 | 11 | -62 | -59 |
| Atlantic halibut..... | - | - | 96 | 552 | * | 1 | 81 | 468 | -16 | -15 |
| American plaice..... | - | - | 60 | 52 | - | - | 56 | 48 | -7 | -7 |
| Greyscale (Witch)..... | - | - | 2 | 1 | - | - | 1 | * | -66 | -80 |
| Winter flounder..... | - | - | 10 | 9 | - | - | 11 | 10 | 11 | 12 |
| Greenland halibut..... | - | - | 2 326 | 4 954 | * | * | 2 267 | 3 918 | -3 | -21 |
| Unspecified flounders..... | - | - | - | - | - | - | - | - | - | - |
| White hake..... | - | - | 6 | 3 | * | * | 3 | 2 | -42 | -40 |
| Catfish..... | - | - | 1 | * | - | - | * | * | -90 | -87 |
| Other Groundfish..... | - | - | 7 | 4 | * | * | 6 | 3 | -6 | -16 |
| Total Groundfish..... | - | - | 3 834 | 6 940 | 62 | 63 | 3 913 | 6 094 | 2 | -12 |
| Herring..... | - | - | 3 763 | 987 | - | - | 3 968 | 942 | 5 | -5 |
| Mackerel..... | - | - | 305 | 159 | - | - | 469 | 267 | 54 | 68 |
| Tuna, Bluefin..... | - | - | - | - | - | - | - | - | - | - |
| Smelt..... | - | - | - | - | - | - | 2 | 1 | N/A | N/A |
| Capelin..... | - | - | - | - | - | - | - | - | N/A | N/A |
| Other Pelagic and Estuarial fish..... | - | - | 20 | 1 | - | - | 5 | 2 | -76 | 8 |
| Total Pelagic and Estuarial fish..... | - | - | 4 088 | 1 147 | - | - | 4 444 | 1 212 | 9 | 6 |
| Soft-shell Clam..... | - | - | * | 2 | - | - | - | - | N/A | N/A |
| Ocean quahaug..... | - | - | - | - | - | - | - | - | - | - |
| Scallop..... | - | - | 73 | 139 | - | - | 76 | 179 | 5 | 29 |
| Whelk..... | - | - | 292 | 336 | - | - | 341 | 350 | 17 | 4 |
| Lobster..... | - | - | 763 | 10 863 | - | - | 834 | 9 897 | 9 | -9 |
| Shrimp..... | - | - | 16 316 | 22 098 | - | - | 17 938 | 17 197 | 10 | -22 |
| Rock crab..... | - | - | 1 023 | 836 | - | - | 940 | 778 | -8 | -7 |
| Snow crab..... | - | - | 9 594 | 39 022 | - | - | 7 651 | 20 689 | -20 | -47 |
| Other Molluscs and Crustaceans..... | - | - | * | * | - | - | - | - | -100 | -100 |
| Total Molluscs and Crustaceans..... | - | - | 28 062 | 73 295 | - | - | 27 780 | 49 090 | -1 | -33 |
| Other Item..... | - | - | - | - | - | - | * | * | N/A | N/A |
| Total..... | - | - | 35 983 | 81 382 | 62 | 63 | 36 138 | 56 396 | 0 | -31 |

QUEBEC MARINE FISHERIES
 CUMULATIVE LANDINGS BY VESSEL LENGTH GROUP, DECEMBER 2006
 QUEBEC REGION

 * PRELIMINARY *

GASPÉ PENINSULA

Quantity (metric tons, round weight), value ('000\$)
 (Excluding non commercial fisheries)

| Species | Less than 35' | | 35' - 64'11" | | 65' and over | | Total by species | |
|--|---------------|---------------|---------------|---------------|--------------|--------------|------------------|---------------|
| | Quantity | Value | Quantity | Value | Quantity | Value | Quantity | Value |
| Cod..... | 46 | 52 | 1 425 | 1 582 | 0 | 0 | 1 471 | 1 634 |
| Haddock..... | 0 | 0 | 0 | 0 | 0 | 0 | 0 | 0 |
| Redfish..... | 4 | 2 | 14 | 8 | 0 | 0 | 17 | 11 |
| Atlantic halibut..... | 4 | 23 | 77 | 444 | * | 1 | 81 | 468 |
| American plaice..... | 13 | 11 | 43 | 37 | 0 | 0 | 56 | 48 |
| Greysole (Witch)..... | 0 | 0 | 1 | * | 0 | 0 | 1 | * |
| Winter flounder..... | 11 | 10 | * | * | 0 | 0 | 11 | 10 |
| Greenland halibut..... | 446 | 772 | 1 820 | 3 144 | 1 | 2 | 2 267 | 3 918 |
| Unspecified flounders..... | 0 | 0 | 0 | 0 | 0 | 0 | 0 | 0 |
| White hake..... | * | * | 3 | 2 | 0 | 0 | 3 | 2 |
| Catfish..... | * | * | * | * | 0 | 0 | * | * |
| Other Groundfish..... | 2 | 1 | 5 | 3 | * | 0 | 6 | 3 |
| Total Groundfish..... | 525 | 872 | 3 387 | 5 220 | 1 | 3 | 3 913 | 6 094 |
| Herring..... | 1 194 | 287 | 2 775 | 655 | * | * | 3 968 | 942 |
| Mackerel..... | 275 | 157 | 195 | 110 | 0 | 0 | 469 | 267 |
| Tuna, Bluefin..... | 0 | 0 | 0 | 0 | 0 | 0 | 0 | 0 |
| Smelt..... | 2 | 1 | 0 | 0 | 0 | 0 | 2 | 1 |
| Capelin..... | 0 | 0 | 0 | 0 | 0 | 0 | 0 | 0 |
| Other Pelagic and Estuarial fish..... | 2 | 1 | 3 | 1 | 0 | 0 | 5 | 2 |
| Total Pelagic and Estuarial fish..... | 1 472 | 446 | 2 972 | 766 | * | * | 4 444 | 1 212 |
| Soft-shell Clam..... | 0 | 0 | 0 | 0 | 0 | 0 | 0 | 0 |
| Ocean quahaug..... | 0 | 0 | 0 | 0 | 0 | 0 | 0 | 0 |
| Scallop..... | 0 | 0 | 76 | 179 | 0 | 0 | 76 | 179 |
| Whelk..... | 207 | 215 | 135 | 135 | 0 | 0 | 341 | 350 |
| Lobster..... | 705 | 8 335 | 129 | 1 562 | 0 | 0 | 834 | 9 897 |
| Shrimp..... | 0 | 0 | 16 126 | 15 451 | 1 813 | 1 746 | 17 938 | 17 197 |
| Rock crab..... | 727 | 597 | 213 | 181 | 0 | 0 | 940 | 778 |
| Snow crab..... | 314 | 757 | 6 944 | 18 724 | 392 | 1 209 | 7 651 | 20 689 |
| Other Molluscs and Crustaceans..... | 0 | 0 | 0 | 0 | 0 | 0 | 0 | 0 |
| Total Molluscs and Crustaceans..... | 1 953 | 9 903 | 23 623 | 36 232 | 2 204 | 2 955 | 27 780 | 49 090 |
| Other items..... | 0 | 0 | * | * | 0 | 0 | * | * |
| Total..... | 3 950 | 11 220 | 29 982 | 42 217 | 2 206 | 2 958 | 36 138 | 56 396 |

QUEBEC MARINE FISHERIES
MONTHLY LANDINGS BY SPECIES IN 2006
QUEBEC REGION

* PRELIMINARY *

GASPESIE

Quantity (metric tons, round weight)
(Excluding non commercial fisheries)

| SPECIES | JANUARY | FEBRUARY | MARCH | APRIL | MAY | JUNE |
|--|----------|----------|------------|--------------|--------------|--------------|
| Cod..... | 0 | 0 | 0 | * | * | 31 |
| Haddock..... | 0 | 0 | 0 | 0 | 0 | 0 |
| Redfish..... | 0 | 0 | 0 | * | * | 2 |
| Atlantic halibut..... | 0 | 0 | 0 | * | 7 | 37 |
| American plaice..... | 0 | 0 | 0 | 2 | 1 | 9 |
| Greysole (Witch)..... | 0 | 0 | 0 | 0 | 0 | 0 |
| Winter flounder..... | 0 | 0 | 0 | 1 | 6 | 3 |
| Greenland halibut..... | 0 | 0 | 0 | 33 | 66 | 596 |
| Unspecified flounders..... | 0 | 0 | 0 | 0 | 0 | 0 |
| White hake..... | 0 | 0 | 0 | * | * | 2 |
| Catfish..... | 0 | 0 | 0 | 0 | * | * |
| Other Groundfish..... | 0 | 0 | 0 | * | * | 2 |
| Total Groundfish..... | 0 | 0 | 0 | 36 | 80 | 681 |
| Herring..... | 0 | 0 | * | 134 | 247 | 62 |
| Mackerel..... | 0 | 0 | 0 | 0 | 0 | 104 |
| Tuna, Bluefin..... | 0 | 0 | 0 | 0 | 0 | 0 |
| Smelt..... | 0 | 0 | 2 | 0 | 0 | 0 |
| Capelin..... | 0 | 0 | 0 | 0 | 0 | 0 |
| Other Pelagic and Estuarial fish..... | 0 | 0 | 0 | 0 | * | 1 |
| Total Pelagic and Estuarial fish..... | 0 | 0 | 2 | 134 | 247 | 167 |
| Soft-shell Clam..... | 0 | 0 | 0 | 0 | 0 | 0 |
| Ocean quahaug..... | 0 | 0 | 0 | 0 | 0 | 0 |
| Scallop..... | 0 | 0 | 0 | * | 13 | 19 |
| Whelk..... | 0 | 0 | 0 | 47 | 59 | 48 |
| Lobster..... | * | 0 | 0 | 140 | 411 | 245 |
| Shrimp..... | 0 | 0 | 0 | 1 237 | 3 471 | 3 484 |
| Rock crab..... | 0 | 0 | 0 | 0 | 4 | 5 |
| Snow crab..... | 0 | 0 | 115 | 3 064 | 3 929 | 532 |
| Other Molluscs and Crustaceans..... | 0 | 0 | 0 | 0 | 0 | 0 |
| Total Molluscs et Crustaceans..... | * | 0 | 115 | 4 489 | 7 886 | 4 333 |
| Other items..... | 0 | 0 | 0 | 0 | 0 | 0 |
| Total..... | * | 0 | 117 | 4 659 | 8 214 | 5 180 |

QUEBEC MARINE FISHERIES
MONTHLY LANDINGS BY SPECIES IN 2006
QUEBEC REGION

* PRELIMINARY *

GASPESIE

Quantity (metric tons, round weight)
(Excluding non commercial fisheries)

| JULY | AUGUST | SEPTEMBER | OCTOBER | NOVEMBER | DECEMBER | TOTAL |
|-------|--------|-----------|---------|----------|----------|--------|
| 577 | 419 | 219 | * | 165 | 59 | 1 471 |
| 0 | 0 | 0 | 0 | 0 | 0 | 0 |
| 6 | 4 | * | * | 1 | 3 | 17 |
| 27 | 8 | 1 | 1 | 1 | * | 81 |
| 21 | 14 | 8 | 2 | * | 0 | 56 |
| * | * | 0 | * | 0 | 0 | 1 |
| * | * | 0 | 0 | 0 | 0 | 11 |
| 767 | 573 | 195 | 37 | 1 | * | 2 267 |
| 0 | 0 | 0 | 0 | 0 | 0 | 0 |
| 1 | * | * | * | * | * | 3 |
| * | * | 0 | 0 | 0 | 0 | * |
| 2 | 1 | * | * | 1 | * | 6 |
| <hr/> | <hr/> | <hr/> | <hr/> | <hr/> | <hr/> | <hr/> |
| 1 403 | 1 018 | 424 | 40 | 170 | 62 | 3 913 |
| 1 | 2 506 | 1 014 | 3 | 0 | 0 | 3 968 |
| 102 | 171 | 92 | 0 | 0 | 0 | 469 |
| 0 | 0 | 0 | 0 | 0 | 0 | 0 |
| 0 | 0 | 0 | 0 | 0 | 0 | 2 |
| 0 | 0 | 0 | 0 | 0 | 0 | 0 |
| 2 | 2 | * | 0 | 0 | 0 | 5 |
| <hr/> | <hr/> | <hr/> | <hr/> | <hr/> | <hr/> | <hr/> |
| 105 | 2 679 | 1 107 | 3 | 0 | 0 | 4 444 |
| 0 | 0 | 0 | 0 | 0 | 0 | 0 |
| 0 | 0 | 0 | 0 | 0 | 0 | 0 |
| 22 | 8 | 11 | 3 | * | 0 | 76 |
| 68 | 74 | 45 | 0 | 0 | 0 | 341 |
| 38 | 0 | 0 | 0 | 0 | 0 | 834 |
| 2 902 | 2 121 | 3 117 | 1 328 | 279 | 0 | 17 938 |
| 158 | 494 | 279 | 0 | 0 | 0 | 940 |
| 11 | 0 | 0 | 0 | 0 | 0 | 7 651 |
| 0 | 0 | 0 | 0 | 0 | 0 | 0 |
| <hr/> | <hr/> | <hr/> | <hr/> | <hr/> | <hr/> | <hr/> |
| 3 199 | 2 697 | 3 451 | 1 331 | 279 | 0 | 27 780 |
| * | 0 | 0 | 0 | 0 | 0 | * |
| <hr/> | <hr/> | <hr/> | <hr/> | <hr/> | <hr/> | <hr/> |
| 4 707 | 6 395 | 4 981 | 1 374 | 449 | 62 | 36 138 |

QUEBEC MARINE FISHERIES
MONTHLY LANDINGS BY SPECIES IN 2006
QUEBEC REGION

* PRELIMINARY *

GASPESIE

Value ('000)
(Excluding non commercial fisheries)

| SPECIES | JANUARY | FEBRUARY | MARCH | APRIL | MAY | JUNE |
|--|----------|----------|------------|---------------|---------------|--------------|
| Cod..... | 0 | 0 | 0 | * | 1 | 35 |
| Haddock..... | 0 | 0 | 0 | 0 | 0 | 0 |
| Redfish..... | 0 | 0 | 0 | * | * | 1 |
| Atlantic halibut..... | 0 | 0 | 0 | 2 | 43 | 208 |
| American plaice..... | 0 | 0 | 0 | 2 | 1 | 8 |
| Greysole (Witch)..... | 0 | 0 | 0 | 0 | 0 | 0 |
| Winter flounder..... | 0 | 0 | 0 | 1 | 6 | 3 |
| Greenland halibut..... | 0 | 0 | 0 | 62 | 124 | 1 039 |
| Unspecified flounders..... | 0 | 0 | 0 | 0 | 0 | 0 |
| White hake..... | 0 | 0 | 0 | * | * | 1 |
| Catfish..... | 0 | 0 | 0 | 0 | * | * |
| Other Groundfish..... | 0 | 0 | 0 | * | * | 1 |
| Total Groundfish..... | 0 | 0 | 0 | 68 | 175 | 1 295 |
| Herring..... | 0 | 0 | * | 54 | 103 | 18 |
| Mackerel..... | 0 | 0 | 0 | 0 | 0 | 61 |
| Tuna, Bluefin..... | 0 | 0 | 0 | 0 | 0 | 0 |
| Smelt..... | 0 | 0 | 1 | 0 | 0 | 0 |
| Capelin..... | 0 | 0 | 0 | 0 | 0 | 0 |
| Other Pelagic and Estuarial fish..... | 0 | 0 | 0 | 0 | * | * |
| Total Pelagic and Estuarial fish..... | 0 | 0 | 1 | 54 | 103 | 80 |
| Soft-shell Clam..... | 0 | 0 | 0 | 0 | 0 | 0 |
| Ocean quahaug..... | 0 | 0 | 0 | 0 | 0 | 0 |
| Scallop..... | 0 | 0 | 0 | * | 31 | 48 |
| Whelk..... | 0 | 0 | 0 | 45 | 59 | 49 |
| Lobster..... | 2 | 0 | 0 | 1 623 | 4 761 | 3 021 |
| Shrimp..... | 0 | 0 | 0 | 1 206 | 3 334 | 3 341 |
| Rock crab..... | 0 | 0 | 0 | 0 | 2 | 2 |
| Snow crab..... | 0 | 0 | 265 | 8 223 | 10 778 | 1 396 |
| Other Molluscs and Crustaceans..... | 0 | 0 | 0 | 0 | 0 | 0 |
| Total Molluscs and Crustaceans..... | 2 | 0 | 265 | 11 098 | 18 965 | 7 859 |
| Other items..... | 0 | 0 | 0 | 0 | 0 | 0 |
| Total..... | 0 | 0 | 266 | 11 219 | 19 243 | 9 234 |

QUEBEC MARINE FISHERIES
MONTHLY LANDINGS BY SPECIES IN 2006
QUEBEC REGION

* PRELIMINARY *

GASPESIE

Value ('000)
(Excluding non commercial fisheries)

| JULY | AUGUST | SEPTEMBER | OCTOBER | NOVEMBER | DECEMBER | TOTAL |
|-------|--------|-----------|---------|----------|----------|--------|
| 634 | 474 | 254 | * | 176 | 61 | 1 634 |
| 0 | 0 | 0 | 0 | 0 | 0 | 0 |
| 4 | 2 | * | * | 1 | 2 | 11 |
| 155 | 43 | 7 | 4 | 3 | 1 | 468 |
| 18 | 11 | 6 | 2 | * | 0 | 48 |
| * | 0 | 0 | * | 0 | 0 | * |
| * | * | 0 | 0 | 0 | 0 | 10 |
| 1297 | 979 | 350 | 65 | 2 | * | 3 918 |
| 0 | 0 | 0 | 0 | 0 | 0 | 0 |
| 1 | * | * | * | * | * | 2 |
| * | * | 0 | 0 | 0 | 0 | * |
| 1 | 1 | * | * | * | * | 3 |
| <hr/> | <hr/> | <hr/> | <hr/> | <hr/> | <hr/> | <hr/> |
| 2 110 | 1 511 | 618 | 71 | 182 | 63 | 6 094 |
| * | 546 | 220 | 1 | 0 | 0 | 942 |
| 62 | 94 | 50 | 0 | 0 | 0 | 267 |
| 0 | 0 | 0 | 0 | 0 | 0 | 0 |
| 0 | 0 | 0 | 0 | 0 | 0 | 1 |
| 0 | 0 | 0 | 0 | 0 | 0 | 0 |
| 1 | * | * | 0 | 0 | 0 | 2 |
| <hr/> | <hr/> | <hr/> | <hr/> | <hr/> | <hr/> | <hr/> |
| 63 | 641 | 271 | 1 | 0 | 0 | 1 212 |
| 0 | 0 | 0 | 0 | 0 | 0 | 0 |
| 0 | 0 | 0 | 0 | 0 | 0 | 0 |
| 52 | 21 | 21 | 5 | * | 0 | 179 |
| 71 | 79 | 47 | 0 | 0 | 0 | 350 |
| 490 | 0 | 0 | 0 | 0 | 0 | 9 897 |
| 2780 | 2 022 | 2 979 | 1 267 | 268 | 0 | 17 197 |
| 128 | 411 | 235 | 0 | 0 | 0 | 778 |
| 27 | 0 | 0 | 0 | 0 | 0 | 20 689 |
| 0 | 0 | 0 | 0 | 0 | 0 | 0 |
| <hr/> | <hr/> | <hr/> | <hr/> | <hr/> | <hr/> | <hr/> |
| 3 548 | 2 533 | 3 281 | 1 272 | 268 | 0 | 49 090 |
| * | 0 | 0 | 0 | 0 | 0 | * |
| <hr/> | <hr/> | <hr/> | <hr/> | <hr/> | <hr/> | <hr/> |
| 5 721 | 4 684 | 4 170 | 1 344 | 450 | 63 | 56 396 |

QUEBEC MARINE FISHERIES
MAIN SPECIES LANDINGS BY GEARS TYPES
QUEBEC REGION

GASPESIE

Quantity (metric tons, round weight), value ('000\$)
(Excluding non commercial fisheries)

| Species Gear | 2005 (final) | | | | 2006 (preliminary) | | | |
|---------------------------------|--------------|-------|------------|-------|--------------------|-------|------------|-------|
| | December | | Cumulative | | December | | Cumulative | |
| | Qty | Value | Qty | Value | Qty | Value | Qty | Value |
| Cod | | | | | | | | |
| Gill net..... | 0 | 0 | 351 | 386 | 0 | 0 | 114 | 132 |
| Longline..... | 0 | 0 | 516 | 553 | 0 | 0 | 632 | 762 |
| Bottom otter trawl (stern)..... | 0 | 0 | 227 | 212 | 59 | 61 | 376 | 398 |
| Danish seine..... | 0 | 0 | 164 | 165 | 0 | 0 | 348 | 343 |
| Scottish seine..... | 0 | 0 | 24 | 23 | 0 | 0 | 0 | 0 |
| Species total : | 0 | 0 | 1 282 | 1 339 | 59 | 61 | 1 471 | 1 634 |
| Redfish | | | | | | | | |
| Gill net..... | 0 | 0 | 9 | 6 | 0 | 0 | 10 | 7 |
| Longline..... | 0 | 0 | * | * | 0 | 0 | * | * |
| Bottom otter trawl (stern)..... | 0 | 0 | 36 | 20 | 3 | 2 | 7 | 4 |
| Species total : | 0 | 0 | 45 | 26 | 3 | 2 | 17 | 11 |
| American plaice | | | | | | | | |
| Gill net..... | 0 | 0 | 53 | 47 | 0 | 0 | 45 | 39 |
| Longline..... | 0 | 0 | 2 | 2 | 0 | 0 | 3 | 2 |
| Bottom otter trawl (stern)..... | 0 | 0 | 2 | 1 | 0 | 0 | 2 | 1 |
| Danish seine..... | 0 | 0 | 2 | 1 | 0 | 0 | 6 | 5 |
| Scottish seine..... | 0 | 0 | * | * | 0 | 0 | 0 | 0 |
| Species total : | 0 | 0 | 60 | 52 | 0 | 0 | 56 | 48 |
| Greenland halibut | | | | | | | | |
| Gill net..... | 0 | 0 | 2 280 | 4 854 | 0 | 0 | 2 226 | 3 846 |
| Longline..... | 0 | 0 | 25 | 55 | 0 | 0 | 33 | 58 |
| Bottom otter trawl (stern)..... | 0 | 0 | 21 | 44 | * | * | 6 | 10 |
| Shrimp trawl..... | 0 | 0 | * | * | 0 | 0 | 2 | 4 |
| Danish seine..... | 0 | 0 | 0 | 0 | 0 | 0 | * | * |
| Species total : | 0 | 0 | 2 326 | 4 954 | * | * | 2 267 | 3 918 |
| OTHER GROUND FISH | | | | | | | | |
| Gill net..... | 0 | 0 | 33 | 89 | 0 | 0 | 41 | 150 |
| Longline..... | 0 | 0 | 82 | 466 | 0 | 0 | 57 | 320 |
| Bottom otter trawl (stern)..... | 0 | 0 | 4 | 7 | * | 1 | 3 | 6 |
| Shrimp trawl..... | 0 | 0 | 1 | 7 | 0 | 0 | 1 | 6 |
| Danish seine..... | 0 | 0 | 0 | 0 | 0 | 0 | * | * |
| Species total : | 0 | 0 | 120 | 570 | * | 1 | 102 | 483 |

QUEBEC MARINE FISHERIES
MAIN SPECIES LANDINGS BY GEARS TYPES
QUEBEC REGION

GASPESIE

Quantity (metric tons, round weight), value ('000\$)
(Excluding non commercial fisheries)

| Species Gear | 2005 (final) | | | | 2006 (preliminary) | | | |
|---|--------------|----------|--------------|--------------|--------------------|-----------|--------------|--------------|
| | December | | Cumulative | | December | | Cumulative | |
| | Qty | Value | Qty | Value | Qty | Value | Qty | Value |
| Total Groundfish | 0 | 0 | 3 834 | 6 940 | 62 | 63 | 3 913 | 6 094 |
| Herring | | | | | | | | |
| Gill net..... | 0 | 0 | 3 758 | 985 | 0 | 0 | 3 968 | 942 |
| Fixed gear..... | 0 | 0 | 5 | 1 | 0 | 0 | 0 | 0 |
| Shrimp trawl..... | 0 | 0 | * | * | 0 | 0 | * | * |
| Species total : | 0 | 0 | 3 763 | 987 | 0 | 0 | 3 968 | 942 |
| Mackerel | | | | | | | | |
| Gill net..... | 0 | 0 | 279 | 146 | 0 | 0 | 411 | 235 |
| Handline..... | 0 | 0 | 26 | 13 | 0 | 0 | 58 | 33 |
| Species total : | 0 | 0 | 305 | 159 | 0 | 0 | 469 | 267 |
| OTHER PELAGIC AND ESTUARIAL FISH | | | | | | | | |
| Gill net..... | 0 | 0 | 17 | 1 | 0 | 0 | 6 | 3 |
| Longline..... | 0 | 0 | * | * | 0 | 0 | * | * |
| Fixed gear..... | 0 | 0 | 0 | 0 | 0 | 0 | * | * |
| Bottom otter trawl (stern)..... | 0 | 0 | 2 | * | 0 | 0 | * | * |
| Species total : | 0 | 0 | 20 | 1 | 0 | 0 | 7 | 3 |
| Total Pelagic and Estuarial fish | 0 | 0 | 4 088 | 1 147 | 0 | 0 | 4 444 | 1 212 |
| Scallop | | | | | | | | |
| Drag..... | 0 | 0 | 73 | 139 | 0 | 0 | 76 | 179 |
| Species total : | 0 | 0 | 73 | 139 | 0 | 0 | 76 | 179 |
| Lobster | | | | | | | | |
| Pot..... | 0 | 0 | 763 | 10 863 | 0 | 0 | 834 | 9 897 |
| Species total : | 0 | 0 | 763 | 10 863 | 0 | 0 | 834 | 9 897 |
| Shrimp | | | | | | | | |
| Shrimp trawl..... | 0 | 0 | 16 316 | 22 098 | 0 | 0 | 17 938 | 17 197 |
| Species total : | 0 | 0 | 16 316 | 22 098 | 0 | 0 | 17 938 | 17 197 |
| Rock crab | | | | | | | | |
| Pot..... | 0 | 0 | 247 | 203 | 0 | 0 | 940 | 778 |

QUEBEC MARINE FISHERIES
MAIN SPECIES LANDINGS BY GEARS TYPES
QUEBEC REGION

GASPESIE

Quantity (metric tons, round weight), value ('000\$)
(Excluding non commercial fisheries)

| Species Gear | 2005 (final) | | | | 2006 (preliminary) | | | |
|--|--------------|----------|---------------|---------------|--------------------|-----------|---------------|---------------|
| | December | | Cumulative | | December | | Cumulative | |
| | Qty | Value | Qty | Value | Qty | Value | Qty | Value |
| Rock Crab trap (3 feet)..... | 0 | 0 | 776 | 633 | 0 | 0 | 0 | 0 |
| Species total : | 0 | 0 | 1 023 | 836 | 0 | 0 | 940 | 778 |
| Snow crab | | | | | | | | |
| Japanese trap..... | 0 | 0 | 815 | 3 026 | 0 | 0 | 570 | 1 431 |
| Conical trap..... | 0 | 0 | 5 120 | 20 732 | 0 | 0 | 2 406 | 6 118 |
| Pyramidal trap..... | 0 | 0 | 1 | 2 | 0 | 0 | 0 | 0 |
| Mix of trap - crab..... | 0 | 0 | 3 659 | 15 262 | 0 | 0 | 3 789 | 10 660 |
| Fixed gear..... | 0 | 0 | 0 | 0 | 0 | 0 | 886 | 2 481 |
| Species total : | 0 | 0 | 9 594 | 39 022 | 0 | 0 | 7 651 | 20 689 |
| OTHER MOLLUSCS AND CRUSTACEANS | | | | | | | | |
| Trap..... | 0 | 0 | 22 | 24 | 0 | 0 | 13 | 12 |
| Pot..... | 0 | 0 | 0 | 0 | 0 | 0 | 1 | 1 |
| Trap for whelk (0,15 cubic metre and le: | 0 | 0 | 44 | 67 | 0 | 0 | 0 | 0 |
| Trap for whelk (0,16 to 0,30 cubic metre | 0 | 0 | 226 | 244 | 0 | 0 | 328 | 338 |
| Rakes & tongs..... | 0 | 0 | * | 2 | 0 | 0 | 0 | 0 |
| Species total : | 0 | 0 | 292 | 337 | 0 | 0 | 341 | 350 |
| Total Molluscs et Crustaceans | 0 | 0 | 28 062 | 73 295 | 0 | 0 | 27 780 | 49 090 |
| OTHER ITEMS | | | | | | | | |
| Gill net..... | 0 | 0 | 0 | 0 | 0 | 0 | * | * |
| Species total : | 0 | 0 | 0 | 0 | 0 | 0 | * | * |
| Sector total : | 0 | 0 | 35 983 | 81 382 | 62 | 63 | 36 138 | 56 396 |

QUEBEC MARINE FISHERIES
MONTHLY LANDING STATISTICS BY SPECIES
QUEBEC REGION

MAGDALEN ISLANDS

Quantity (metric tons, round weight), value ('000\$)
(Excluding non commercial fisheries)

| Species | 2005 (final) | | | | 2006 (preliminary) | | | | Variation (%) of cumulative | |
|--|--------------|-----------|--------------|---------------|--------------------|-----------|--------------|---------------|--------------------------------|------------|
| | December | | Cumulative | | December | | Cumulative | | Qty. | Value |
| | Qty. | Value | Qty. | Value | Qty. | Value | Qty. | Value | | |
| Cod..... | - | - | 152 | 192 | 15 | 19 | 277 | 342 | 83 | 78 |
| Haddock..... | - | - | * | * | - | - | - | - | N/A | N/A |
| Redfish..... | - | - | 175 | 154 | - | - | 300 | 253 | 72 | 64 |
| Atlantic halibut..... | - | - | 33 | 186 | * | 1 | 16 | 108 | -50 | -42 |
| American plaice..... | - | - | 63 | 48 | - | - | 101 | 83 | 59 | 72 |
| Greysole (Witch)..... | - | - | 190 | 195 | - | - | 129 | 136 | -32 | -30 |
| Winter flounder..... | - | - | 178 | 155 | - | - | 167 | 170 | -6 | 9 |
| Greenland halibut..... | - | - | 21 | 37 | - | - | 28 | 47 | 33 | 27 |
| Unspecified flounders..... | - | - | 1 | * | - | - | * | * | -84 | -87 |
| White hake..... | - | - | 2 | 1 | - | - | * | * | -88 | -83 |
| Catfish..... | - | - | * | * | - | - | * | * | 459 | 258 |
| Other Groundfish..... | - | - | 221 | 175 | - | - | 204 | 216 | -8 | 23 |
| Total Groundfish..... | - | - | 1 035 | 1 145 | 15 | 20 | 1 223 | 1 355 | 18 | 18 |
| Herring..... | - | - | 1 048 | 364 | - | - | 156 | 63 | -85 | -83 |
| Mackerel..... | - | - | 695 | 393 | - | - | 1 273 | 608 | 83 | 55 |
| Tuna, Bluefin..... | - | - | - | - | - | - | - | - | - | - |
| Smelt..... | - | - | - | - | - | - | - | - | - | - |
| Capelin..... | - | - | - | - | - | - | - | - | - | - |
| Other Pelagic and Estuarial fish..... | - | - | 1 | 1 | - | - | 2 | 3 | 288 | 210 |
| Total Pelagic and Estuarial fish..... | - | - | 1 743 | 758 | - | - | 1 431 | 674 | -18 | -11 |
| Soft-shell Clam..... | - | - | * | * | - | - | * | 1 | 318 | 272 |
| Ocean quahaug..... | - | - | - | - | - | - | - | - | - | - |
| Scallop..... | - | - | 242 | 479 | - | - | 149 | 400 | -39 | -17 |
| Whelk..... | - | - | 442 | 446 | - | - | 392 | 413 | -11 | -8 |
| Lobster..... | - | - | 2 365 | 33 217 | - | - | 2 370 | 30 090 | 0 | -9 |
| Shrimp..... | - | - | 2 | 3 | - | - | 2 | 2 | -8 | -30 |
| Rock crab..... | - | - | 782 | 596 | - | - | 766 | 636 | -2 | 7 |
| Snow crab..... | - | - | 2 147 | 9 168 | - | - | 2 150 | 5 919 | 0 | -35 |
| Other Molluscs and Crustaceans..... | 11 | 13 | 338 | 328 | 7 | 9 | 349 | 316 | 3 | -4 |
| Total Molluscs and Crustaceans..... | 11 | 13 | 6 317 | 44 238 | 7 | 9 | 6 179 | 37 777 | -2 | -15 |
| Other Item..... | - | - | - | - | - | - | - | - | - | - |
| Total..... | 11 | 13 | 9 094 | 46 141 | 22 | 29 | 8 832 | 39 806 | -3 | -14 |

QUEBEC MARINE FISHERIES
 CUMULATIVE LANDINGS BY VESSEL LENGTH GROUP, DECEMBER 2006
 QUEBEC REGION

 * PRELIMINARY *

MAGDALEN ISLANDS

Quantity (metric tons, round weight), value ('000\$)
 (Excluding non commercial fisheries)

| Species | Less than 35' | | 35' - 64'11" | | 65' and over | | Total by species | |
|--|---------------|--------------|--------------|---------------|--------------|------------|------------------|---------------|
| | Quantity | Value | Quantity | Value | Quantity | Value | Quantity | Value |
| Cod..... | 14 | 18 | 262 | 324 | 0 | 0 | 277 | 342 |
| Haddock..... | 0 | 0 | 0 | 0 | 0 | 0 | 0 | 0 |
| Redfish..... | 0 | 0 | 300 | 253 | 0 | 0 | 300 | 253 |
| Atlantic halibut..... | 5 | 32 | 11 | 76 | 0 | 0 | 16 | 108 |
| American plaice..... | 1 | 1 | 99 | 81 | 0 | 0 | 101 | 83 |
| Greysole (Witch)..... | 0 | 0 | 129 | 136 | 0 | 0 | 129 | 136 |
| Winter flounder..... | 10 | 9 | 157 | 161 | 0 | 0 | 167 | 170 |
| Greenland halibut..... | 0 | 0 | 28 | 47 | 0 | 0 | 28 | 47 |
| Unspecified flounders..... | * | * | * | * | 0 | 0 | * | * |
| White hake..... | * | * | * | * | 0 | 0 | * | * |
| Catfish..... | 0 | 0 | * | * | 0 | 0 | * | * |
| Other Groundfish..... | 7 | 7 | 197 | 209 | 0 | 0 | 204 | 216 |
| Total Groundfish..... | 38 | 67 | 1 185 | 1 288 | 0 | 0 | 1 223 | 1 355 |
| Herring..... | 44 | 18 | 112 | 45 | 0 | 0 | 156 | 63 |
| Mackerel..... | 131 | 74 | 1 142 | 534 | 0 | 0 | 1 273 | 608 |
| Tuna, Bluefin..... | 0 | 0 | 0 | 0 | 0 | 0 | 0 | 0 |
| Smelt..... | 0 | 0 | 0 | 0 | 0 | 0 | 0 | 0 |
| Capelin..... | 0 | 0 | 0 | 0 | 0 | 0 | 0 | 0 |
| Other Pelagic and Estuarial fish..... | * | * | 2 | 3 | 0 | 0 | 2 | 3 |
| Total Pelagic and Estuarial fish..... | 175 | 92 | 1 256 | 582 | 0 | 0 | 1 431 | 674 |
| Soft-shell Clam..... | * | 1 | 0 | 0 | 0 | 0 | * | 1 |
| Ocean quahaug..... | 0 | 0 | 0 | 0 | 0 | 0 | 0 | 0 |
| Scallop..... | 0 | 0 | 149 | 400 | 0 | 0 | 149 | 400 |
| Whelk..... | 41 | 41 | 351 | 372 | 0 | 0 | 392 | 413 |
| Lobster..... | 582 | 7 369 | 1 788 | 22 721 | 0 | 0 | 2 370 | 30 090 |
| Shrimp..... | 0 | 0 | 0 | 0 | 2 | 2 | 2 | 2 |
| Rock crab..... | 142 | 109 | 624 | 527 | 0 | 0 | 766 | 636 |
| Snow crab..... | 35 | 97 | 1 994 | 5 489 | 121 | 333 | 2 150 | 5 919 |
| Other Molluscs and Crustaceans..... | 36 | 33 | 313 | 283 | 0 | 0 | 349 | 316 |
| Total Molluscs and Crustaceans..... | 837 | 7 650 | 5 219 | 29 792 | 123 | 335 | 6 179 | 37 777 |
| Other items..... | 0 | 0 | 0 | 0 | 0 | 0 | 0 | 0 |
| Total..... | 1 049 | 7 809 | 7 660 | 31 661 | 123 | 335 | 8 832 | 39 806 |

QUEBEC MARINE FISHERIES
MONTHLY LANDINGS BY SPECIES IN 2006
QUEBEC REGION

* PRELIMINARY *

MAGDALEN ISLANDS

Quantity (metric tons, round weight)
(Excluding non commercial fisheries)

| SPECIES | JANUARY | FEBRUARY | MARCH | APRIL | MAY | JUNE |
|---------------------------------------|---------|----------|-------|-------|-------|-------|
| Cod..... | 0 | 0 | 0 | 0 | 1 | 9 |
| Haddock..... | 0 | 0 | 0 | 0 | 0 | 0 |
| Redfish..... | 0 | 0 | 0 | 0 | 0 | 67 |
| Atlantic halibut..... | 0 | 0 | 0 | 0 | 1 | 1 |
| American plaice..... | 0 | 0 | 0 | * | 1 | 2 |
| Greysole (Witch)..... | 0 | 0 | 0 | 0 | 0 | 4 |
| Winter flounder..... | 0 | 0 | 0 | 6 | 96 | 53 |
| Greenland halibut..... | 0 | 0 | 0 | 0 | 0 | 8 |
| Unspecified flounders..... | 0 | 0 | 0 | * | 0 | 0 |
| White hake..... | 0 | 0 | 0 | 0 | * | * |
| Catfish..... | 0 | 0 | 0 | 0 | * | * |
| Other Groundfish..... | 0 | 0 | 0 | 6 | 103 | 86 |
| | ----- | ----- | ----- | ----- | ----- | ----- |
| Total Groundfish..... | 0 | 0 | 0 | 13 | 203 | 231 |
| Herring..... | 0 | 0 | 0 | 130 | 6 | 6 |
| Mackerel..... | 0 | 0 | 0 | 0 | 1 | 49 |
| Tuna, Bluefin..... | 0 | 0 | 0 | 0 | 0 | 0 |
| Smelt..... | 0 | 0 | 0 | 0 | 0 | 0 |
| Capelin..... | 0 | 0 | 0 | 0 | 0 | 0 |
| Other Pelagic and Estuarial fish..... | 0 | 0 | 0 | 0 | * | 1 |
| | ----- | ----- | ----- | ----- | ----- | ----- |
| Total Pelagic and Estuarial fish..... | 0 | 0 | 0 | 130 | 7 | 56 |
| Soft-shell Clam..... | 0 | 0 | 0 | * | * | * |
| Ocean quahaug..... | 0 | 0 | 0 | 0 | 0 | 0 |
| Scallop..... | * | 0 | 0 | 53 | 24 | 29 |
| Whelk..... | 0 | 0 | 0 | 0 | 21 | 55 |
| Lobster..... | 0 | 0 | 0 | 0 | 1 271 | 839 |
| Shrimp..... | 0 | 0 | 0 | 0 | 0 | 0 |
| Rock crab..... | 0 | 0 | 0 | 0 | 26 | 76 |
| Snow crab..... | 0 | 0 | 0 | 583 | 1 186 | 353 |
| Other Molluscs and Crustaceans..... | 0 | 0 | * | 15 | 4 | 2 |
| | ----- | ----- | ----- | ----- | ----- | ----- |
| Total Molluscs et Crustaceans..... | * | 0 | * | 651 | 2 531 | 1 355 |
| Other items..... | 0 | 0 | 0 | 0 | 0 | 0 |
| | ----- | ----- | ----- | ----- | ----- | ----- |
| Total..... | * | 0 | * | 793 | 2 741 | 1 642 |

QUEBEC MARINE FISHERIES
MONTHLY LANDINGS BY SPECIES IN 2006
QUEBEC REGION

* PRELIMINARY *

MAGDALEN ISLANDS

Quantity (metric tons, round weight)
(Excluding non commercial fisheries)

| JULY | AUGUST | SEPTEMBER | OCTOBER | NOVEMBER | DECEMBER | TOTAL |
|-------|--------|-----------|---------|----------|----------|-------|
| 21 | 27 | 46 | 105 | 52 | 15 | 277 |
| 0 | 0 | 0 | 0 | 0 | 0 | 0 |
| 117 | 114 | * | 2 | 0 | 0 | 300 |
| 10 | 1 | 3 | * | 0 | * | 16 |
| 2 | 6 | 28 | 61 | 0 | 0 | 101 |
| 54 | 28 | 32 | 11 | 0 | 0 | 129 |
| 3 | * | 2 | 7 | 0 | 0 | 167 |
| 18 | 1 | * | * | 0 | 0 | 28 |
| * | * | 0 | 0 | 0 | 0 | * |
| * | * | * | * | 0 | 0 | * |
| * | * | * | * | 0 | 0 | * |
| 6 | * | 1 | 3 | 0 | 0 | 204 |
| <hr/> | | | | | | |
| 231 | 178 | 111 | 189 | 52 | 15 | 1 223 |
| 0 | 0 | 14 | 0 | 0 | 0 | 156 |
| 3 | 66 | 411 | 729 | 13 | 0 | 1 273 |
| 0 | 0 | 0 | 0 | 0 | 0 | 0 |
| 0 | 0 | 0 | 0 | 0 | 0 | 0 |
| 0 | 0 | 0 | 0 | 0 | 0 | 0 |
| * | 1 | 1 | * | 0 | 0 | 2 |
| <hr/> | | | | | | |
| 3 | 66 | 426 | 729 | 13 | 0 | 1 431 |
| * | * | * | * | * | 0 | * |
| 0 | 0 | 0 | 0 | 0 | 0 | 0 |
| 43 | * | 0 | 0 | 0 | 0 | 149 |
| 99 | 138 | 67 | 12 | 0 | 0 | 392 |
| 260 | 0 | 0 | 0 | 0 | 0 | 2 370 |
| 0 | 0 | 2 | 0 | 0 | 0 | 2 |
| 29 | 238 | 339 | 57 | 0 | 0 | 766 |
| 29 | 0 | 0 | 0 | 0 | 0 | 2 150 |
| 62 | 72 | 79 | 75 | 31 | 7 | 349 |
| <hr/> | | | | | | |
| 522 | 449 | 488 | 144 | 31 | 7 | 6 179 |
| 0 | 0 | 0 | 0 | 0 | 0 | 0 |
| <hr/> | | | | | | |
| 756 | 693 | 1 025 | 1 063 | 96 | 22 | 8 832 |

QUEBEC MARINE FISHERIES
MONTHLY LANDINGS BY SPECIES IN 2006
QUEBEC REGION

* PRELIMINARY *

MAGDALEN ISLANDS

Value ('000)
(Excluding non commercial fisheries)

| SPECIES | JANUARY | FEBRUARY | MARCH | APRIL | MAY | JUNE |
|---------------------------------------|---------|----------|-------|-------|--------|--------|
| Cod..... | 0 | 0 | 0 | 0 | 2 | 13 |
| Haddock..... | 0 | 0 | 0 | 0 | 0 | 0 |
| Redfish..... | 0 | 0 | 0 | 0 | 0 | 58 |
| Atlantic halibut..... | 0 | 0 | 0 | 0 | 4 | 6 |
| American plaice..... | 0 | 0 | 0 | * | 1 | 2 |
| Greysole (Witch)..... | 0 | 0 | 0 | 0 | 0 | 4 |
| Winter flounder..... | 0 | 0 | 0 | 6 | 102 | 56 |
| Greenland halibut..... | 0 | 0 | 0 | 0 | 0 | 14 |
| Unspecified flounders..... | 0 | 0 | 0 | * | 0 | 0 |
| White hake..... | 0 | 0 | 0 | 0 | * | * |
| Catfish..... | 0 | 0 | 0 | 0 | * | * |
| Other Groundfish..... | 0 | 0 | 0 | 6 | 111 | 92 |
| | ----- | ----- | ----- | ----- | ----- | ----- |
| Total Groundfish..... | 0 | 0 | 0 | 13 | 220 | 244 |
| Herring..... | 0 | 0 | 0 | 53 | 2 | 3 |
| Mackerel..... | 0 | 0 | 0 | 0 | 2 | 50 |
| Tuna, Bluefin..... | 0 | 0 | 0 | 0 | 0 | 0 |
| Smelt..... | 0 | 0 | 0 | 0 | 0 | 0 |
| Capelin..... | 0 | 0 | 0 | 0 | 0 | 0 |
| Other Pelagic and Estuarial fish..... | 0 | 0 | 0 | 0 | * | 1 |
| | ----- | ----- | ----- | ----- | ----- | ----- |
| Total Pelagic and Estuarial fish..... | 0 | 0 | 0 | 53 | 4 | 54 |
| Soft-shell Clam..... | 0 | 0 | 0 | * | * | * |
| Ocean quahaug..... | 0 | 0 | 0 | 0 | 0 | 0 |
| Scallop..... | 1 | 0 | 0 | 142 | 64 | 77 |
| Whelk..... | 0 | 0 | 0 | 0 | 21 | 57 |
| Lobster..... | 0 | 0 | 0 | 0 | 15 441 | 11 023 |
| Shrimp..... | 0 | 0 | 0 | 0 | 0 | 0 |
| Rock crab..... | 0 | 0 | 0 | 0 | 14 | 45 |
| Snow crab..... | 0 | 0 | 0 | 1 604 | 3 264 | 970 |
| Other Molluscs and Crustaceans..... | 0 | 0 | * | 27 | 4 | 2 |
| | ----- | ----- | ----- | ----- | ----- | ----- |
| Total Molluscs and Crustaceans..... | 1 | 0 | * | 1 773 | 18 809 | 12 173 |
| Other items..... | 0 | 0 | 0 | 0 | 0 | 0 |
| | ----- | ----- | ----- | ----- | ----- | ----- |
| Total..... | 0 | 0 | * | 1 839 | 19 033 | 12 471 |

QUEBEC MARINE FISHERIES
MONTHLY LANDINGS BY SPECIES IN 2006
QUEBEC REGION

* PRELIMINARY *

MAGDALEN ISLANDS

Value ('000)
(Excluding non commercial fisheries)

| JULY | AUGUST | SEPTEMBER | OCTOBER | NOVEMBER | DECEMBER | TOTAL |
|-------|--------|-----------|---------|----------|----------|--------|
| 25 | 35 | 60 | 128 | 60 | 19 | 342 |
| 0 | 0 | 0 | 0 | 0 | 0 | 0 |
| 100 | 93 | * | 2 | 0 | 0 | 253 |
| 71 | 9 | 16 | 2 | 0 | 1 | 108 |
| 2 | 5 | 23 | 49 | 0 | 0 | 83 |
| 55 | 29 | 34 | 13 | 0 | 0 | 136 |
| 3 | * | 1 | 3 | 0 | 0 | 170 |
| 31 | 2 | * | * | 0 | 0 | 47 |
| * | * | 0 | 0 | 0 | 0 | * |
| * | * | * | * | 0 | 0 | * |
| * | * | * | * | 0 | 0 | * |
| 5 | * | * | 1 | 0 | 0 | 216 |
| <hr/> | <hr/> | <hr/> | <hr/> | <hr/> | <hr/> | <hr/> |
| 291 | 174 | 135 | 198 | 60 | 20 | 1 355 |
| 0 | 0 | 5 | 0 | 0 | 0 | 63 |
| 3 | 34 | 188 | 326 | 5 | 0 | 608 |
| 0 | 0 | 0 | 0 | 0 | 0 | 0 |
| 0 | 0 | 0 | 0 | 0 | 0 | 0 |
| 0 | 0 | 0 | 0 | 0 | 0 | 0 |
| * | 1 | 1 | * | 0 | 0 | 3 |
| <hr/> | <hr/> | <hr/> | <hr/> | <hr/> | <hr/> | <hr/> |
| 3 | 35 | 194 | 326 | 5 | 0 | 674 |
| * | * | * | * | * | 0 | 1 |
| 0 | 0 | 0 | 0 | 0 | 0 | 0 |
| 116 | * | 0 | 0 | 0 | 0 | 400 |
| 103 | 147 | 72 | 12 | 0 | 0 | 413 |
| 3627 | 0 | 0 | 0 | 0 | 0 | 30 090 |
| 0 | 0 | 2 | 0 | 0 | 0 | 2 |
| 17 | 210 | 299 | 51 | 0 | 0 | 636 |
| 80 | 0 | 0 | 0 | 0 | 0 | 5 919 |
| 51 | 59 | 71 | 64 | 29 | 9 | 316 |
| <hr/> | <hr/> | <hr/> | <hr/> | <hr/> | <hr/> | <hr/> |
| 3 995 | 417 | 444 | 127 | 29 | 9 | 37 777 |
| 0 | 0 | 0 | 0 | 0 | 0 | 0 |
| <hr/> | <hr/> | <hr/> | <hr/> | <hr/> | <hr/> | <hr/> |
| 4 289 | 626 | 773 | 651 | 94 | 29 | 39 806 |

QUEBEC MARINE FISHERIES
MAIN SPECIES LANDINGS BY GEARS TYPES
QUEBEC REGION

MAGDALEN ISLANDS

Quantity (metric tons, round weight), value ('000\$)
(Excluding non commercial fisheries)

| Species Gear | 2005 (final) | | | | 2006 (preliminary) | | | |
|---------------------------------|--------------|-------|------------|-------|--------------------|-------|------------|-------|
| | December | | Cumulative | | December | | Cumulative | |
| | Qty | Value | Qty | Value | Qty | Value | Qty | Value |
| Cod | | | | | | | | |
| Gill net..... | 0 | 0 | 11 | 12 | 0 | 0 | 2 | 3 |
| Longline..... | 0 | 0 | 52 | 71 | 0 | 0 | 49 | 66 |
| Handline..... | 0 | 0 | 1 | 1 | 0 | 0 | 12 | 16 |
| Pot..... | 0 | 0 | * | * | 0 | 0 | 0 | 0 |
| Bottom otter trawl (stern)..... | 0 | 0 | 58 | 74 | 15 | 19 | 143 | 174 |
| Scottish seine..... | 0 | 0 | 30 | 35 | 0 | 0 | 71 | 84 |
| Species total : | 0 | 0 | 152 | 192 | 15 | 19 | 277 | 342 |
| Redfish | | | | | | | | |
| Longline..... | 0 | 0 | 0 | 0 | 0 | 0 | * | * |
| Bottom otter trawl (stern)..... | 0 | 0 | 175 | 154 | 0 | 0 | 300 | 253 |
| Scottish seine..... | 0 | 0 | * | * | 0 | 0 | 0 | 0 |
| Species total : | 0 | 0 | 175 | 154 | 0 | 0 | 300 | 253 |
| American plaice | | | | | | | | |
| Gill net..... | 0 | 0 | * | * | 0 | 0 | 0 | 0 |
| Longline..... | 0 | 0 | 1 | 1 | 0 | 0 | * | * |
| Handline..... | 0 | 0 | 0 | 0 | 0 | 0 | * | * |
| Bottom otter trawl (stern)..... | 0 | 0 | 1 | * | 0 | 0 | 5 | 4 |
| Scottish seine..... | 0 | 0 | 61 | 47 | 0 | 0 | 95 | 78 |
| Species total : | 0 | 0 | 63 | 48 | 0 | 0 | 101 | 83 |
| Greenland halibut | | | | | | | | |
| Longline..... | 0 | 0 | 0 | 0 | 0 | 0 | * | * |
| Bottom otter trawl (stern)..... | 0 | 0 | 21 | 36 | 0 | 0 | 27 | 46 |
| Scottish seine..... | 0 | 0 | * | * | 0 | 0 | * | 1 |
| Species total : | 0 | 0 | 21 | 37 | 0 | 0 | 28 | 47 |
| OTHER GROUND FISH | | | | | | | | |
| Gill net..... | 0 | 0 | 34 | 55 | 0 | 0 | 21 | 39 |
| Longline..... | 0 | 0 | 27 | 153 | 0 | 0 | 12 | 72 |
| Handline..... | 0 | 0 | 0 | 0 | 0 | 0 | * | * |
| Pot..... | 0 | 0 | 0 | 0 | 0 | 0 | 1 | 1 |
| Stationary lift net..... | 0 | 0 | 0 | 0 | 0 | 0 | 2 | 2 |
| Fixed gear..... | 0 | 0 | 0 | 0 | 0 | 0 | * | * |
| Bottom otter trawl (stern)..... | 0 | 0 | 207 | 194 | * | 1 | 189 | 218 |
| Scottish seine..... | 0 | 0 | 355 | 311 | 0 | 0 | 293 | 299 |

QUEBEC MARINE FISHERIES
MAIN SPECIES LANDINGS BY GEARS TYPES
QUEBEC REGION

MAGDALEN ISLANDS

Quantity (metric tons, round weight), value ('000\$)
(Excluding non commercial fisheries)

| Species Gear | 2005 (final) | | | | 2006 (preliminary) | | | |
|---|--------------|----------|--------------|--------------|--------------------|-----------|--------------|--------------|
| | December | | Cumulative | | December | | Cumulative | |
| | Qty | Value | Qty | Value | Qty | Value | Qty | Value |
| Species total : | 0 | 0 | 624 | 714 | * | 1 | 517 | 630 |
| Total Groundfish | 0 | 0 | 1 035 | 1 145 | 15 | 20 | 1 223 | 1 355 |
| Herring | | | | | | | | |
| Gill net..... | 0 | 0 | 1 045 | 364 | 0 | 0 | 148 | 60 |
| Fixed gear..... | 0 | 0 | 3 | 1 | 0 | 0 | 8 | 3 |
| Species total : | 0 | 0 | 1 048 | 364 | 0 | 0 | 156 | 63 |
| Mackerel | | | | | | | | |
| Gill net..... | 0 | 0 | 51 | 50 | 0 | 0 | 53 | 53 |
| Longline..... | 0 | 0 | * | * | 0 | 0 | * | * |
| Handline..... | 0 | 0 | 644 | 343 | 0 | 0 | 1 220 | 555 |
| Species total : | 0 | 0 | 695 | 393 | 0 | 0 | 1 273 | 608 |
| OTHER PELAGIC AND ESTUARIAL FISH | | | | | | | | |
| Gill net..... | 0 | 0 | * | * | 0 | 0 | * | * |
| Longline..... | 0 | 0 | * | 1 | 0 | 0 | 1 | 2 |
| Handline..... | 0 | 0 | 0 | 0 | 0 | 0 | * | * |
| Bottom otter trawl (stern)..... | 0 | 0 | * | * | 0 | 0 | 1 | 1 |
| Scottish seine..... | 0 | 0 | * | * | 0 | 0 | * | * |
| Species total : | 0 | 0 | 1 | 1 | 0 | 0 | 2 | 3 |
| Total Pelagic and Estuarial fish | 0 | 0 | 1 743 | 758 | 0 | 0 | 1 431 | 674 |
| Scallop | | | | | | | | |
| Drag..... | 0 | 0 | 242 | 479 | 0 | 0 | 149 | 400 |
| Species total : | 0 | 0 | 242 | 479 | 0 | 0 | 149 | 400 |
| Lobster | | | | | | | | |
| Pot..... | 0 | 0 | 2 365 | 33 217 | 0 | 0 | 2 370 | 30 090 |
| Species total : | 0 | 0 | 2 365 | 33 217 | 0 | 0 | 2 370 | 30 090 |
| Shrimp | | | | | | | | |
| Shrimp trawl..... | 0 | 0 | 2 | 3 | 0 | 0 | 2 | 2 |

QUEBEC MARINE FISHERIES
MAIN SPECIES LANDINGS BY GEARS TYPES
QUEBEC REGION

MAGDALEN ISLANDS

Quantity (metric tons, round weight), value ('000\$)
(Excluding non commercial fisheries)

| Species Gear | 2005 (final) | | | | 2006 (preliminary) | | | |
|---|--------------|-----------|--------------|---------------|--------------------|-----------|--------------|---------------|
| | December | | Cumulative | | December | | Cumulative | |
| | Qty | Value | Qty | Value | Qty | Value | Qty | Value |
| Species total : | 0 | 0 | 2 | 3 | 0 | 0 | 2 | 2 |
| Rock crab | | | | | | | | |
| Pot..... | 0 | 0 | 208 | 144 | 0 | 0 | 132 | 77 |
| Rock Crab trap (3 feet)..... | 0 | 0 | 323 | 258 | 0 | 0 | 279 | 246 |
| Rock Crab trap (4 feet)..... | 0 | 0 | 251 | 194 | 0 | 0 | 355 | 313 |
| Species total : | 0 | 0 | 782 | 596 | 0 | 0 | 766 | 636 |
| Snow crab | | | | | | | | |
| Japanese trap..... | 0 | 0 | * | * | 0 | 0 | 19 | 51 |
| Conical trap..... | 0 | 0 | 861 | 3 488 | 0 | 0 | 780 | 2 145 |
| Pyramidal trap..... | 0 | 0 | 4 | 18 | 0 | 0 | 12 | 34 |
| Mix of trap - crab..... | 0 | 0 | 1 281 | 5 662 | 0 | 0 | 1 337 | 3 682 |
| Fixed gear..... | 0 | 0 | 0 | 0 | 0 | 0 | 2 | 6 |
| Species total : | 0 | 0 | 2 147 | 9 168 | 0 | 0 | 2 150 | 5 919 |
| OTHER MOLLUSCS AND CRUSTACEANS | | | | | | | | |
| Diving with hand tool..... | 0 | 0 | 3 | 3 | 0 | 0 | 0 | 0 |
| Hand and hand held tools..... | 0 | 0 | 11 | 11 | 0 | 0 | 23 | 24 |
| Pot..... | 0 | 0 | 163 | 121 | 0 | 0 | 194 | 153 |
| Pyramidal trap..... | 0 | 0 | 0 | 0 | 0 | 0 | * | * |
| Trap for whelk (0,16 to 0,30 cubic metre) | 0 | 0 | 442 | 446 | 0 | 0 | 393 | 413 |
| Bottom otter trawl (stern)..... | 0 | 0 | 0 | 0 | 0 | 0 | * | * |
| Drag..... | 11 | 13 | 160 | 193 | 7 | 9 | 130 | 139 |
| Species total : | 11 | 13 | 779 | 775 | 7 | 9 | 742 | 730 |
| Total Molluscs et Crustaceans | 11 | 13 | 6 317 | 44 238 | 7 | 9 | 6 179 | 37 777 |
| Sector total : | 11 | 13 | 9 094 | 46 141 | 22 | 29 | 8 832 | 39 806 |

QUEBEC MARINE FISHERIES
AVERAGE LANDED PRICE BY SPECIES
QUEBEC REGION

REGIONAL SUMMARY

\$ / kilogram
(Excluding non commercial fisheries)

| Species | Landed form Description | 2005 (final) | | 2006 (preliminary) | | Variation in % of cumulative |
|--------------------------------|-----------------------------------|--------------|------------|--------------------|------------|------------------------------------|
| | | December | Cumulative | December | Cumulative | |
| GROUND FISH | | | | | | |
| Cod | Round..... | - | 1,029 | - | 0,983 | -4,4 |
| | Gutted, head on..... | - | 1,205 | - | 1,281 | 6,3 |
| Redfish | Round..... | - | 0,839 | - | 0,840 | 0,1 |
| Atlantic halibut | Gutted, head on..... | - | 6,717 | - | 6,966 | 3,7 |
| American plaice | Round..... | - | 0,817 | - | 0,837 | 2,4 |
| Greysole (Witch) | Round..... | - | 1,022 | - | 1,052 | 3,0 |
| Winter flounder | Round..... | - | 0,895 | - | 1,045 | 16,7 |
| | Greenland halibut | Round..... | - | 1,691 | - | 1,747 |
| White hake | Gutted, head on..... | - | 1,948 | - | - | N/A |
| | Bled, partly gutted..... | - | 2,267 | - | 1,795 | -20,8 |
| | Round..... | - | 0,416 | - | - | N/A |
| White hake | Gutted, head on..... | - | 0,648 | - | 0,673 | 3,7 |
| | PELAGIC AND ESTUARIAL FISH | | | | | |
| Herring | Round..... | - | 0,281 | - | 0,252 | -10,3 |
| Mackerel | Round..... | - | 0,545 | - | 0,495 | -9,2 |
| | Gutted, head on..... | - | - | - | 1,102 | N/A |
| Capelin | Round..... | - | 0,426 | - | 0,218 | -48,9 |
| MOLLUSCS ET CRUSTACEANS | | | | | | |
| Soft-shell Clam | In shell..... | 2,205 | 2,052 | - | 1,503 | -26,8 |
| Scallop | In shell..... | - | 0,920 | - | 0,948 | 3,0 |
| | Meat..... | - | 14,942 | - | 15,817 | 5,9 |
| Whelk | In shell..... | - | 1,018 | - | 0,998 | -2,0 |
| Lobster | Round..... | - | 14,075 | - | 12,469 | -11,4 |
| Shrimp | Round..... | - | 1,356 | - | 0,958 | -29,3 |
| | Cooked in shell..... | - | 3,048 | - | 2,960 | -2,9 |
| Rock crab | Round..... | - | 0,791 | - | 0,824 | 4,1 |
| Snow crab | Round..... | - | 3,885 | - | 2,550 | -34,4 |

QUEBEC MARINE FISHERIES
AVERAGE LANDED PRICE BY SPECIES
LAURENTIAN REGION

NORTH-SHORE

\$ / kilogram
(Excluding non commercial fisheries)

| Species | Landed form Description | 2005 (final) | | 2006 (preliminary) | | Variation in % of cumulative |
|-----------------------------------|----------------------------|--------------|------------|--------------------|------------|---------------------------------|
| | | December | Cumulative | December | Cumulative | |
| GROUND FISH | | | | | | |
| Cod | Gutted, head on..... | - | 1,057 | - | 1,106 | 4,6 |
| Atlantic halibut | Gutted, head on..... | - | 7,026 | - | 7,785 | 10,8 |
| American plaice | Round..... | - | 0,971 | - | 0,991 | 2,1 |
| Greenland halibut | Bled, partly gutted..... | - | 2,343 | - | 1,705 | -27,2 |
| PELAGIC AND ESTUARIAL FISH | | | | | | |
| Herring | Round..... | - | 0,266 | - | 0,456 | 71,4 |
| Mackerel | Round..... | - | 0,356 | - | 0,333 | -6,4 |
| Capelin | Round..... | - | 0,232 | - | 0,170 | -26,5 |
| MOLLUSCS ET CRUSTACEANS | | | | | | |
| Soft-shell Clam | In shell..... | 2,205 | 2,051 | - | 1,502 | -26,8 |
| Scallop | In shell..... | - | 0,920 | - | 0,948 | 3,0 |
| | Meat..... | - | 14,033 | - | 12,914 | -8,0 |
| Whelk | In shell..... | - | 0,979 | - | 0,961 | -1,9 |
| Lobster | Round..... | - | 12,904 | - | 11,626 | -9,9 |
| Shrimp | Round..... | - | 1,427 | - | 0,968 | -32,2 |
| | Cooked in shell..... | - | 3,085 | - | 2,960 | -4,1 |
| Rock crab | Round..... | - | 0,773 | - | 0,772 | -0,1 |
| Snow crab | Round..... | - | 3,309 | - | 2,254 | -31,9 |

QUEBEC MARINE FISHERIES
AVERAGE LANDED PRICE BY SPECIES
LAURENTIAN REGION

GASPESIE

\$ / kilogram
(Excluding non commercial fisheries)

| Species | Landed form Description | 2005 (final) | | 2006 (preliminary) | | Variation in % of cumulative |
|-----------------------------------|----------------------------|--------------|------------|--------------------|------------|---------------------------------|
| | | December | Cumulative | December | Cumulative | |
| GROUND FISH | | | | | | |
| Cod | Round..... | - | 1,028 | - | 0,978 | -4,9 |
| | Gutted, head on..... | - | 1,257 | - | 1,391 | 10,7 |
| Redfish | Round..... | - | 0,586 | - | 0,627 | 7,0 |
| Atlantic halibut | Gutted, head on..... | - | 6,616 | - | 6,647 | 0,5 |
| American plaice | Round..... | - | 0,862 | - | 0,852 | -1,2 |
| Greenland halibut | Round..... | - | 2,078 | - | 1,736 | -16,5 |
| | Bled, partly gutted..... | - | 2,244 | - | 1,818 | -19,0 |
| White hake | Round..... | - | 0,495 | - | - | N/A |
| | Gutted, head on..... | - | 0,646 | - | 0,660 | 2,3 |
| PELAGIC AND ESTUARIAL FISH | | | | | | |
| Herring | Round..... | - | 0,262 | - | 0,237 | -9,3 |
| Mackerel | Round..... | - | 0,520 | - | 0,569 | 9,4 |
| MOLLUSCS ET CRUSTACEANS | | | | | | |
| Scallop | Meat..... | - | 17,350 | - | 19,772 | 14,0 |
| Whelk | In shell..... | - | 1,150 | - | 1,027 | -10,8 |
| Lobster | Round..... | - | 14,243 | - | 11,862 | -16,7 |
| Shrimp | Round..... | - | 1,352 | - | 0,958 | -29,2 |
| | Cooked in shell..... | - | 2,803 | - | 2,972 | 6,0 |
| Rock crab | Round..... | - | 0,817 | - | 0,827 | 1,2 |
| Snow crab | Round..... | - | 4,067 | - | 2,704 | -33,5 |

QUEBEC MARINE FISHERIES
AVERAGE LANDED PRICE BY SPECIES
LAURENTIAN REGION

MAGDALEN ISLANDS

\$ / kilogram
(Excluding non commercial fisheries)

| Species | Landed form Description | 2005 (final) | | 2006 (preliminary) | | Variation in % of cumulative |
|-----------------------------------|----------------------------|--------------|------------|--------------------|------------|---------------------------------|
| | | December | Cumulative | December | Cumulative | |
| GROUND FISH | | | | | | |
| Cod | Gutted, head on..... | - | 1,510 | - | 1,476 | -2,2 |
| Redfish | Round..... | - | 0,902 | - | 0,850 | -5,8 |
| Atlantic halibut | Gutted, head on..... | - | 6,800 | - | 7,390 | 8,7 |
| American plaice | Round..... | - | 0,765 | - | 0,814 | 6,5 |
| Greysole (Witch) | Round..... | - | 1,026 | - | 1,053 | 2,7 |
| Winter flounder | Round..... | - | 0,894 | - | 1,052 | 17,7 |
| Greenland halibut | Gutted, head on..... | - | 1,948 | - | - | N/A |
| | Bled, partly gutted..... | - | - | - | 1,801 | N/A |
| White hake | Gutted, head on..... | - | 0,811 | - | - | N/A |
| PELAGIC AND ESTUARIAL FISH | | | | | | |
| Herring | Round..... | - | 0,348 | - | 0,441 | 26,8 |
| Mackerel | Round..... | - | 0,565 | - | 0,475 | -15,9 |
| | Gutted, head on..... | - | - | - | 1,102 | N/A |
| MOLLUSCS ET CRUSTACEANS | | | | | | |
| Scallop | Meat..... | - | 16,456 | - | 22,359 | 35,9 |
| Whelk | In shell..... | - | 1,011 | - | 1,052 | 4,1 |
| Lobster | Round..... | - | 14,045 | - | 12,696 | -9,6 |
| Rock crab | Round..... | - | 0,763 | - | 0,831 | 8,9 |
| Snow crab | Round..... | - | 4,271 | - | 2,753 | -35,5 |