

# **COMBAT CAMERA PHOTOGRAPHER REQUIREMENTS**



## **OUR MISSION:**

**Combat Camera is the Electronic News Gathering (ENG) arm of the ADM (PA). Its primary role is to capture high quality imagery (still and video) of Canadian Forces members and equipment while deploying or deployed on operations.**

These are some of the necessary skills and training Combat Camera Photographers require to perform their duties to fulfill our mission. They have been broken down into Basic and Advanced categories, as well as a section on Personal Professional Development.

### **BASIC:**

- Qualified QL5 Photo (preferably MCpl) with experience at the Base Photo/Sect level using film and/or digital cameras shooting a variety of jobs, with an emphasis on photojournalism. Preferably have taken the AGAK Imagery Public Relations course or similar civilian experience.
- Be physically fit IAW [CFAO 50-1](http://www.admfincs.forces.gc.ca/admfincs/subjects/cfao/050-01_e.asp) ([http://www.admfincs.forces.gc.ca/admfincs/subjects/cfao/050-01\\_e.asp](http://www.admfincs.forces.gc.ca/admfincs/subjects/cfao/050-01_e.asp)) for missions.
- Familiarity with [Nikon](http://nikon.ca/digital/) ([nikon.ca/digital/](http://nikon.ca/digital/)) digital cameras
- Computer fundamentals: Basic knowledge of Windows Operating System and Macintosh Operating System. Some basic knowledge and use of [Internet search engines](http://google.ca) ([google.ca](http://google.ca)) for finding photo and other mission-related information.
- Basic knowledge of [Adobe PhotoShop CS2](http://adobe.com/products/photoshop/main.html) ([adobe.com/products/photoshop/main.html](http://adobe.com/products/photoshop/main.html)) and latest [Nikon Capture](http://nikon.ca) software (found at [nikon.ca](http://nikon.ca) under Imaging support center) for both PC and Mac Operating systems.

## ADVANCED:

- Train skill-sets on missions and exercises which fall within the primary Combat Camera mission mandate to prepare for future deployments.
- Be issued CADPAT and complete summer and winter field kit IAW [Infantry School CTC Gagetown kit list](#) QL6B in support of CF operational deployments and IAW Combat Camera mission mandate. (Link can only be accessed through DND Intranet [http://ctc.gagetown.mil.ca/infantry/school/courses/document/3anxa\\_e.pdf](http://ctc.gagetown.mil.ca/infantry/school/courses/document/3anxa_e.pdf)).
- Completed Deployment Readiness Screening IAW [CFAO-20-50](#) ([http://www.admfincs.forces.gc.ca/admfincs/subjects/cfao/020-50\\_e.asp](http://www.admfincs.forces.gc.ca/admfincs/subjects/cfao/020-50_e.asp)) and latest CANFORGEN [118/05 ADM\(HR-MIL\) 052 042110Z JUL 05](#) ([vcds.dwan.dnd.ca/vcde-exec/pubs/canforgen/2005/118-05\\_e.asp](http://vcds.dwan.dnd.ca/vcde-exec/pubs/canforgen/2005/118-05_e.asp))
- Deployment readiness training at either the [Peace Support Training Centre](#) (PSTC) Kingston (<http://armyapp.dnd.ca/pstc-cfsp/main.asp?lng=Eng>) or locally at Cannaught ranges.
  - Standard First Aid
  - Mine Awareness Training
  - NBCD Refresher Training
  - GPS familiarization
  - Weapon familiarization C-7A1 rifle assault rifle and Browning 9mm pistol
- IPTC captioning as per [Canadian Press Style Book](#) ([cp.org/asp/thirdLevel.asp?category=books&maintable=cp](http://cp.org/asp/thirdLevel.asp?category=books&maintable=cp)) and Combat Camera standards IAW IPTC handout as well as preparation of File Info templates for missions. An excellent source for AP and Reuters military news photos and caption examples is [Yahoo News](#) (<http://search.news.yahoo.com>).
- Understanding remote image transmission using [Magma](#) ([www10.magma.ca/tools/roaming/index.cfm](http://www10.magma.ca/tools/roaming/index.cfm)) and [IPASS](#) internet roaming service. ([www1.magma.ca/tools/roaming/faq%2Droaming.cfm](http://www1.magma.ca/tools/roaming/faq%2Droaming.cfm)).
- [Adobe PhotoShop CS2](#) ([adobe.com/products/photoshop/training.html](http://adobe.com/products/photoshop/training.html)) training. Intermediate and Advanced. Through [CIMDI](#) ([harperburnham.com](http://harperburnham.com)), [Lynda online training](#) ([lynda.com](http://lynda.com)), or similar course.
  - Working with history
  - Using healing brush and patch tool
  - Using pattern maker plugin palette
  - Understanding blending modes and other layer palette options
  - Using extract plugin palette to remove backgrounds
  - Understanding channels and colour modes
  - Using Quick masks
  - Using Layer masks to create transparency
  - Working with adjustment layers
  - Compositing multiple images with layers, adjustment layers, layer masks and clipping groups
  - Advanced blending techniques
  - Adding special effects to your images using Adobe filters and blending modes
  - Colour correction of images using levels, curves, and other colour correction tools
  - Working with history

- Basic knowledge of Combat Camera Photo Editor's responsibilities and photo editing IAW current Combat Camera Photo Editor SOP's.
- Understanding of image placement using File Transfer Protocol (FTP) on [Combat Camera website](http://combatcamera.forces.gc.ca) (combatcamera.forces.gc.ca) using [Extensis Portfolio](http://extensis.com/en/products) (extensis.com/en/products) and current SOP's.
- Knowledge of colour printing, calibration, and knowledge of colour profiles
- Other professional development – i.e. attending seminars and trade shows such as [PhotoPlusExpo](http://photoplusexpo.com), (photoplusexpo.com) Jacob Javits Convention Center, New York City.
- Completed [Defence Public Affairs Course](http://dgpa-dgap.mil.ca/dailysummaries/Public%20Affairs%20Course.htm) (DPAC) (http://dgpa-dgap.mil.ca/dailysummaries/Public%20Affairs%20Course.htm) course.

### **PERSONAL PROFESSIONAL DEVELOPMENT:**

- Through trade magazines (i.e. [Photo District News](http://pdnonline.com) (pdnonline.com), [PhotoShop User](http://photoshopuser.com) (photoshopuser.com)) books ( [Real World PhotoShop](http://realworldphotoshop.com) (realworldphotoshop.com), [PhotoShop Bible](#), [Adobe PhotoShop For Photographers](#) )(find at Amazon.com) or other web sites. This really is a “personal” choice depending on the individual's professional interests and inspirations.

### **Photo Web Sites of Interest:**

[Nikon Canada](http://www.nikon.ca) ( [www.nikon.ca](http://www.nikon.ca) )

[Nikon D1X user group](http://www.nikond1.net) ( [www.nikond1.net](http://www.nikond1.net) )

[Rob Galbraith Online – D1X user forum](http://www.robgalbraith.com) ( [www.robgalbraith.com](http://www.robgalbraith.com) )

[Adobe Photoshop and Latest Upgrades](http://www.adobe.com/products/photoshop) ( [www.adobe.com/products/photoshop](http://www.adobe.com/products/photoshop) )

[B&H Photo New York City](http://www.bhphotovideo.com) ( [www.bhphotovideo.com](http://www.bhphotovideo.com) )

[Vistek Toronto](http://www.vistek.ca) ( [www.vistek.ca](http://www.vistek.ca) )

[Planet PhotoShop](http://www.planetphotoshop.com) ( [www.planetphotoshop.com](http://www.planetphotoshop.com) )

[Colour Management – excellent tutorial](http://www.arrach.com/ps6_tips_colormange1.htm) ( [www.arrach.com/ps6\\_tips\\_colormange1.htm](http://www.arrach.com/ps6_tips_colormange1.htm) )

[Computer-Darkroom - numerous tutorials on colour management](http://www.computer-darkroom.com) ( [www.computer-darkroom.com](http://www.computer-darkroom.com) )

[Photo District News Online](http://www.pdnonline.com) ( [www.pdnonline.com](http://www.pdnonline.com) )

[Creativepro.com Resources for Creative Professionals](http://www.creativepro.com) ( [www.creativepro.com](http://www.creativepro.com) )

[Steve's Digicams – Digital Camera Reviews](http://www.steves-digicams.com) ( [www.steves-digicams.com](http://www.steves-digicams.com) )

[Digital Photography Review – Digital Camera Reviews](http://www.dpreview.com) ( [www.dpreview.com](http://www.dpreview.com) )

[World Press Photo](http://www.worldpressphoto.nl) ( [www.worldpressphoto.nl](http://www.worldpressphoto.nl) )

[Photojournalism links – fotophile.com](http://www.fotophile.com) ( [www.fotophile.com](http://www.fotophile.com) )

[Canadian Press](http://www.cp.org) ([www.cp.org](http://www.cp.org))

Canadian Press Picture Desk ( [pixdesk@cp.org](mailto:pixdesk@cp.org) ) (email)

**News Sites and Current Affairs:**

[BBC News](http://news.bbc.co.uk/2/hi.html) ( <http://news.bbc.co.uk/2/hi.html> )

[CNN](http://www.cnn.com/WORLD/) ( [www.cnn.com/WORLD/](http://www.cnn.com/WORLD/) )

[CBC](http://www.cbc.ca) ( [www.cbc.ca](http://www.cbc.ca) )

[Drudge Report](http://www.drudgereport.com) ( [www.drudgereport.com](http://www.drudgereport.com) ) (contains numerous newspaper links around the world)

[DGPA](http://dgpa-dgap.mil.ca) (DND Intranet Only) ( <http://dgpa-dgap.mil.ca> )

[Spotlight on Military News](http://www.cfc.forces.gc.ca/spotnews_e.html) ( [www.cfc.forces.gc.ca/spotnews\\_e.html](http://www.cfc.forces.gc.ca/spotnews_e.html) )

**Information about Foreign Countries:**

[CIA World Factbook](http://www.cia.gov/cia/publications/factbook/) ( [www.cia.gov/cia/publications/factbook/](http://www.cia.gov/cia/publications/factbook/) )

[Canadian Department of Foreign Affairs](http://www.dfait-maeci.gc.ca/world/menu-en.asp) ( [www.dfait-maeci.gc.ca/world/menu-en.asp](http://www.dfait-maeci.gc.ca/world/menu-en.asp) )

[Canadian Embassies and Consulates](http://www.dfait-maeci.gc.ca/world/embassies/menu-en.asp) ( [www.dfait-maeci.gc.ca/world/embassies/menu-en.asp](http://www.dfait-maeci.gc.ca/world/embassies/menu-en.asp) )

[Country Travel Reports](http://www.voyage.gc.ca/dest/ctry/reportpage-en.asp) ( [www.voyage.gc.ca/dest/ctry/reportpage-en.asp](http://www.voyage.gc.ca/dest/ctry/reportpage-en.asp) )

[Country Travel Warnings](http://www.voyage.gc.ca/dest/sos/warnings-en.asp) ( [www.voyage.gc.ca/dest/sos/warnings-en.asp](http://www.voyage.gc.ca/dest/sos/warnings-en.asp) )

[Foreign Currency Converter](http://www.oanda.com/convert/classic) ( [www.oanda.com/convert/classic](http://www.oanda.com/convert/classic) )

[World Electric Guide](http://kropla.com/electric.htm) ( <http://kropla.com/electric.htm> )

[World Wide Phone Guide](http://kropla.com/phones2.htm) ( <http://kropla.com/phones2.htm> )

[World Internet Cafes](http://cybercaptive.com/) ( <http://cybercaptive.com/> )

**Information about Department of National Defence:**

[DND Website](http://www.forces.gc.ca/site/home_e.asp) ( [www.forces.gc.ca/site/home\\_e.asp](http://www.forces.gc.ca/site/home_e.asp) )

[Current Operations](http://www.forces.gc.ca/site/operations/current_ops_e.asp) (very useful for captioning)  
( [http://www.forces.gc.ca/site/operations/current\\_ops\\_e.asp](http://www.forces.gc.ca/site/operations/current_ops_e.asp) )

**Weather Information:**

[Environment Canada World Weather Forecasts](http://weatheroffice.ec.gc.ca/forecast/international/world_e.html)  
( [http://weatheroffice.ec.gc.ca/forecast/international/world\\_e.html](http://weatheroffice.ec.gc.ca/forecast/international/world_e.html) )

[The Weather Network](http://www.theweathernetwork.com) ( [www.theweathernetwork.com](http://www.theweathernetwork.com) )

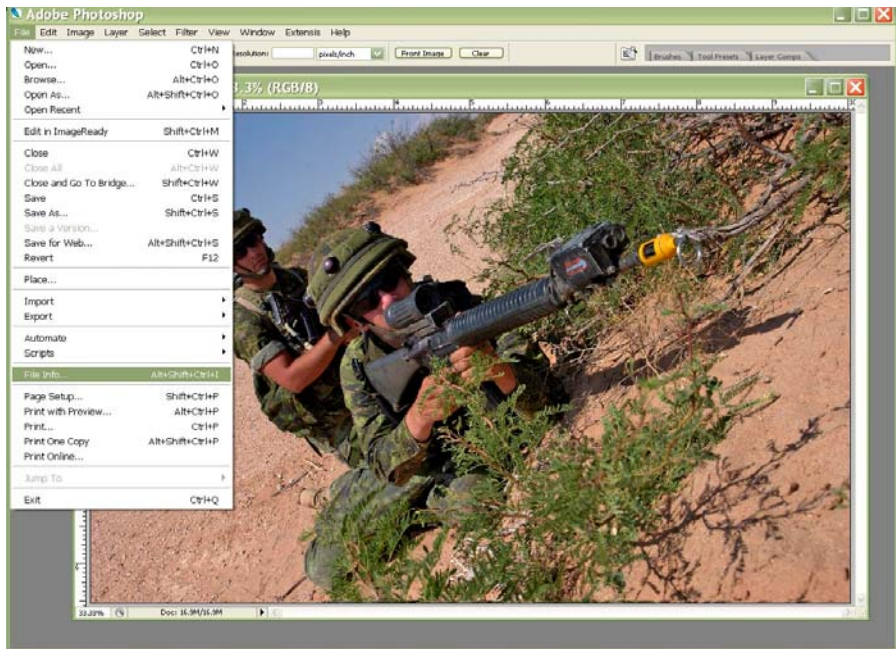
[Weather Underground World Weather Forecasts](http://www.wunderground.com) ( [www.wunderground.com](http://www.wunderground.com) )

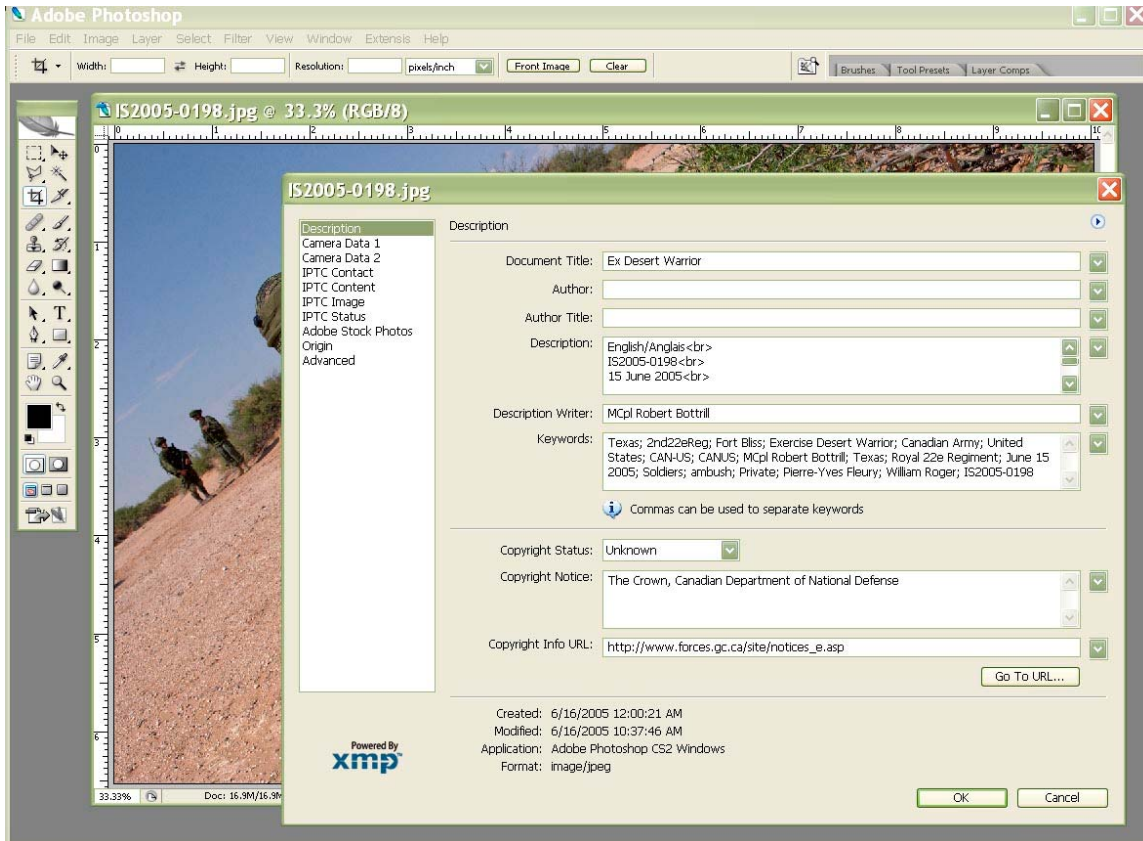
# How to input IPTC International Press Telecommunications Council

***Please use English or French to fill the IPTC fields.***



**In Adobe PhotoShop, open the image you wish to caption.**





**Document Title**

General name describing the event or subject

**Author and Authors title**

Optional: Name of Photographer and his position title

**Description Writer**

Name of caption/description writer

**CAPTION BOX (DESCRIPTION)**

In the CAPTION box, the first line should show the **IMAGE DESIGNATED #**.  
**I.e.: IS2001-0024<sub>a</sub>** (a=acquire Tif and Jpeg, c=conventional, v=video, m=montage and e=edit)

The 2<sup>nd</sup> line should show the **DATE** the image was taken.

The 3<sup>rd</sup> line should show the **LOCATION** the image was taken.

The main paragraph that follows will include the **5 W's: WHO, WHAT, WHERE, WHEN, WHY AND HOW.**

The last line of the **CAPTION BOX** will state **who captured the image.**

To keep the formatting of the text on the web site use the HTML code as shown on

**[CAPTION BOX EXAMPLE ON THE NEXT PAGE](#)**

## Caption Box (Example)

English/Anglais<br>  
IS2005-0198<br>  
15 June 2005<br>  
Fort Bliss, Texas<p>

Private William Roger (foreground) and Private Pierre-Yves Fleury position themselves for an ambush on American forces at the Fort Bliss, Texas training grounds.<p>

Both soldiers are from 3 section 2 platoon of A Company 2nd Battalion Royal 22e Regiment and are at Fort Bliss, Texas to participate in <i>Exercise DESERT WARRIOR</i>.<p>

The exercise is a United States Army combined exercise that is providing both American and Canadian Forces the opportunity to enhance their operational readiness for overseas operations. The exercise consists of more than 5,000 military personnel representing 24 American states, Canada and Puerto Rico.<p>

Photo by Master Corporal Robert Bottrill, Canadian Forces Combat Camera<p>

FRENCH TRANSLATION TO FOLLOW<p>

### KEYWORDS BOX

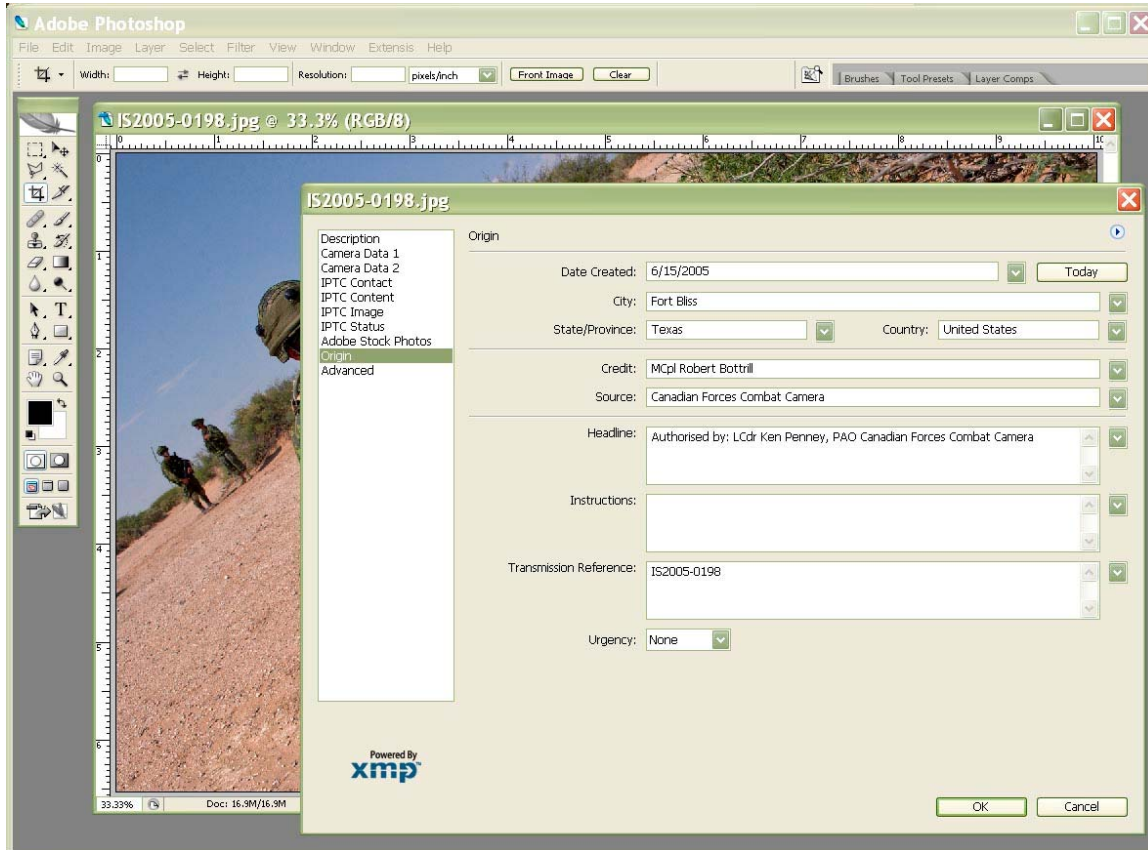
To assist any media service in a search, enter KEYWORDS in this box.

### COPYRIGHT

DND or The Crown, Canadian Department of National Defense

### COPYRIGHT INFO URL

Link to copyright notice and terms for usage/reproduction  
[http://www.forces.gc.ca/site/notices\\_e.asp](http://www.forces.gc.ca/site/notices_e.asp)



**DATE CREATED, CITY, PROVINCE-STATE AND COUNTRY NAME BOX**

Of the image captured.

**CREDIT BOX**

DND/ Rank and Name of the Photographer

**SOURCE BOX**

The original provider of a photo, I.e.: DGPA/J5PA Combat Camera

**HEADLINE BOX**

Name of the PAO who Authorised the photo for publishing.

**TRANSMISSION REFERENCE BOX**

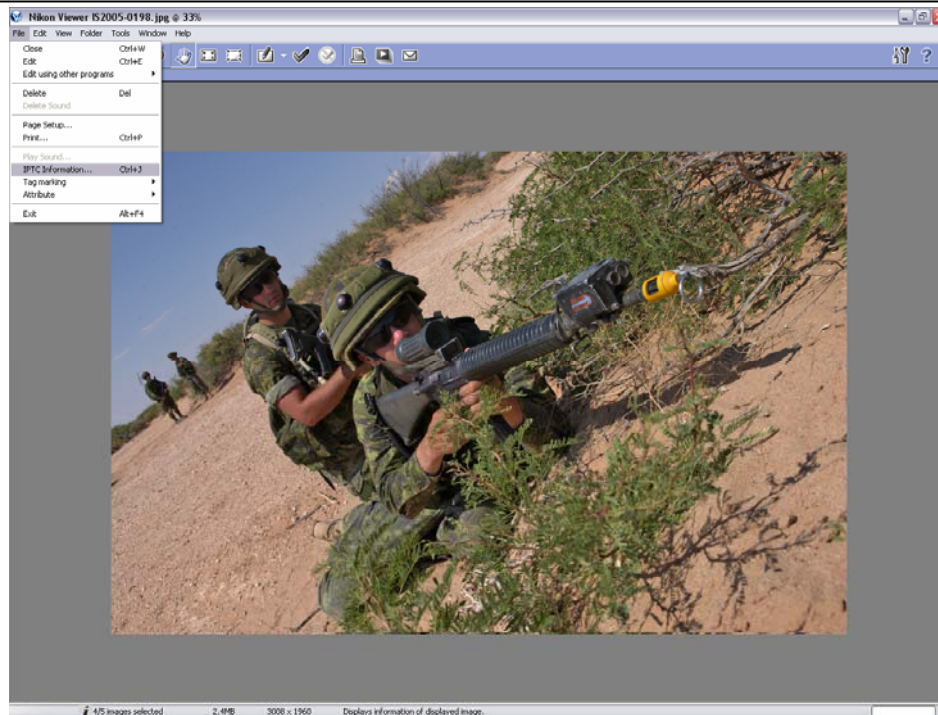
This field lists a call letter-number combination associated with the photo. It includes an originating point's call letters and a picture number.

**All other fields optional at discretion of photographer**

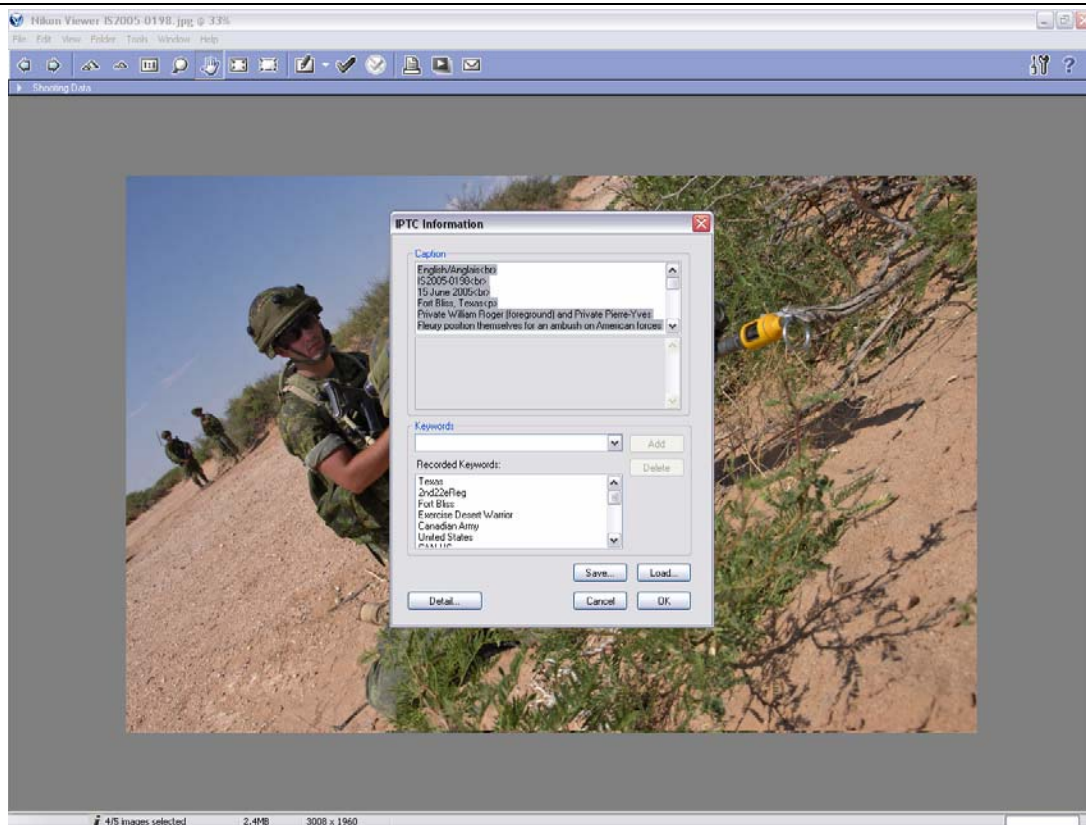
**CLICK OK TO SAVE IMAGE INFO**



**In Nikon View or Capture, open the image you wish to Caption.**



**Got to the Menu Bar and click on File, scroll down and select IPTC Information**



**For a more detailed view of file information, click on Details in the new window.**

### **CAPTION BOX**

In the CAPTION box, the first line should show the **IMAGE DESIGNATED #**.

**I.e.: IS2001-0024a (a=acquire Tif and Jpeg, c=conventional, v=video, m=montage and e=edit)**

The 2<sup>nd</sup> line should show the **DATE** the image was taken.

The 3<sup>rd</sup> line should show the **LOCATION** the image was taken.

The main paragraph that follows will include the **5 W's: WHO, WHAT, WHERE, WHEN, WHY AND HOW**.

The last line of the **CAPTION BOX** will state **who captured the image**.

**To keep the formatting of the text on the web site use the HTML code as shown on**

### **CAPTION BOX EXAMPLE BELOW**

#### **Caption Box (Example)**

English/Anglais<br>  
IS2005-0198<br>  
15 June 2005<br>  
Fort Bliss, Texas<p>

Private William Roger (foreground) and Private Pierre-Yves Fleury position themselves for an ambush on American forces at the Fort Bliss, Texas training grounds.<p>

Both soldiers are from 3 section 2 platoon of A Company 2nd Battalion Royal 22e Regiment and are at Fort Bliss, Texas to participate in <i>Exercise DESERT WARRIOR</i>.<p>

The exercise is a United States Army combined exercise that is providing both American and Canadian Forces the opportunity to enhance their operational readiness for overseas operations. The exercise consists of more than 5,000 military personnel representing 24 American states, Canada and Puerto Rico.<p>

Photo by Master Corporal Robert Bottrill, Canadian Forces Combat Camera<p>

FRENCH TRANSLATION TO FOLLOW

### **KEYWORDS BOX**

To assist any media service in a search, enter **KEYWORDS** in this box.

Maximum 20 keywords in Nikon.

See "Captions and Keywords for Database Images" document for further details on keyword entries.

Detailed file information seen below  
(CFJIC Standards if different, stated in Blue)

**Caption:** as stated above.

**Caption Writer:** writers name  
(MCpl Robert Bottrill)

**Headline:** name and position of releasing authority for image  
ie. (Approved by LCdr Kent Penney,  
Public Affairs Officer, CF Combat  
Camera)

**Instructions:** currently not used /  
(JFJIC database: location of shoot)

**Origin:**  
**City:** (Fort Bliss)  
**State/Province:** (Texas)  
**Country:** (United States of America)  
**Title(Object Name):** General name describing the event or subject.  
(Ex Desert Warrior)

**Category:** C (for Canada)

**Supplemental Categories:**  
camera name (Nikon D1x)  
file format (Jpeg, Neff)

**Urgency:** none, (leave as is)

**Date Created:**  
Date photographed (June 15 2005)

**Transmission Reference:**  
Image Number (IS2005-0198)

The screenshot shows the IPTC Information dialog box with the following fields filled out:

- Caption:** English/Anglais<br>IS2005-0198<br>15 June 2005<br>Fort Bliss, Texas<p>Private William Roger (foreground) and Private Pierre-Yves Fleury position
- Categories:** Category: C
- Supplemental Categories:** Jpeg High, Nikon D1X
- Urgency:** None
- Keywords:** Recorded Keywords: Texas, 2nd22eReg, Fort Bliss, Exercise Desert Warrior, Canadian Army
- Credit:** Author: MCpl Robert Bottrill, Author's Position: Still Photographer, Credit: MCpl Robert Bottrill, Source: Canadian Forces Comb, Copyright Notice: The Crown, Canadian
- Origin:** City: Fort Bliss, State/Province: Texas, Country: United States, Title(Object Name): Ex Desert Warrior, Date Created: 6/15/2005, Transmission Reference: IS2005-0198

**Credit:**

**Author:** Photographers name (MCpl Robert Bottrill)  
(JFJIC database: location of shoot)

**Author's Position:** title of author (Still Photographer)  
(JFJIC database: members home unit)

**Credit:** the Photographer (MCpl Robert Bottrill)

**Source:** Name of your unit (CF Combat Camera)  
(JFJIC database: name client)

**Copyright Notice:**  
"The Crown, Canadian Department of National Defense"

With the use of file information within Nikon or Photoshop templates can be created and saved to save time when annotating images.

**BE AWARE** that when a template is created and used, certain fields should be amended to reflect the change in imagery. Examples would be the Caption, Keywords, Origin, Date Created, and Transmission Reference.

In order to release imagery, photos must have the basic File Information completed.