

THE HUMAN WAY TO TRAVEL

ACCOMMODATIONS

Your on-board haven to discover



Bullet lounge



STAINLESS STEEL CARS

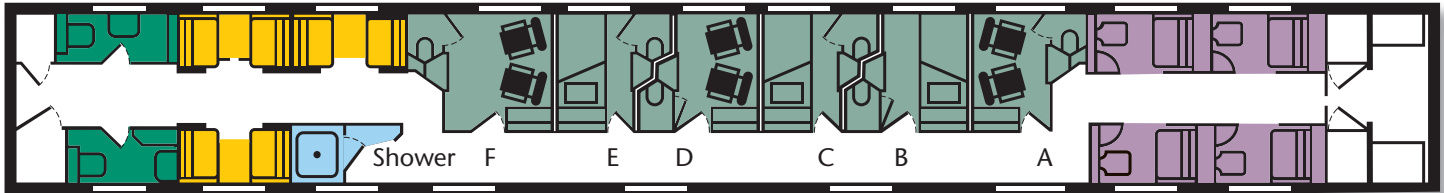
DIAGRAMS: CAR AND ROOM LAYOUTS

For your well-being, we offer you the choice of a wide array of berths and bedrooms. After all, a good night's sleep will help you make the most of the next day. Please note that room availability may vary depending on the season and demand.

(This equipment operates in Western Canada and on some Atlantic Canada services.)

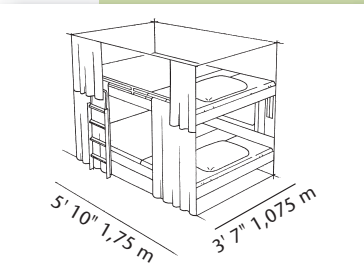
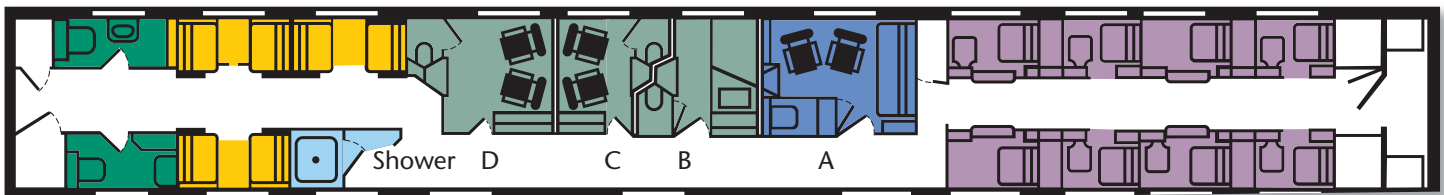
SLEEPING CAR • Manor

Bedrooms A+B, C+D and E+F can be combined into a suite.



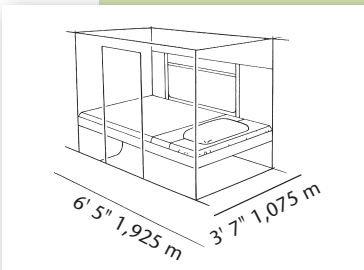
SLEEPING CAR • Chateau

Bedrooms C+D can be combined into a suite.



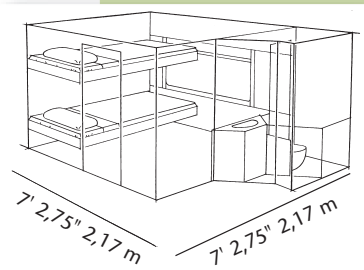
BERTHS

A shared open compartment with two spacious couch-style seats, facing each other. By night, they transform into two beds, each featuring a personal reading light. Thick curtains provide privacy and tranquility. The shower facility and the washrooms are only a few steps away.




SINGLE BEDROOM

A private room for one person, featuring a small loveseat, a picture window, power outlet, call button, concealed toilet and vanity. By night, it converts into a cosy bedroom.



DOUBLE BEDROOM

A private bedroom for two, featuring two cushy armchairs, a picture window, closet, call button, power outlet, private toilet and vanity. A folding table is available on request. By night, the room is transformed into inviting upper and lower beds. In certain cases, some adjoining bedrooms can be combined to create a spacious suite.



SHOWER FACILITY

Each of our stainless steel sleeping cars, with the exception of the Park car, offers a shower unit with change room (passengers occupying accommodations in the Park car may use the shower facility in any sleeping car). A shower kit, containing soap, shampoo and towels, awaits you in your bedroom. Guests may want to bring a lightweight robe and appropriate footwear for stepping out of the shower.




DIAGRAMS: CAR AND ROOM LAYOUTS

A cosy hotel on rails

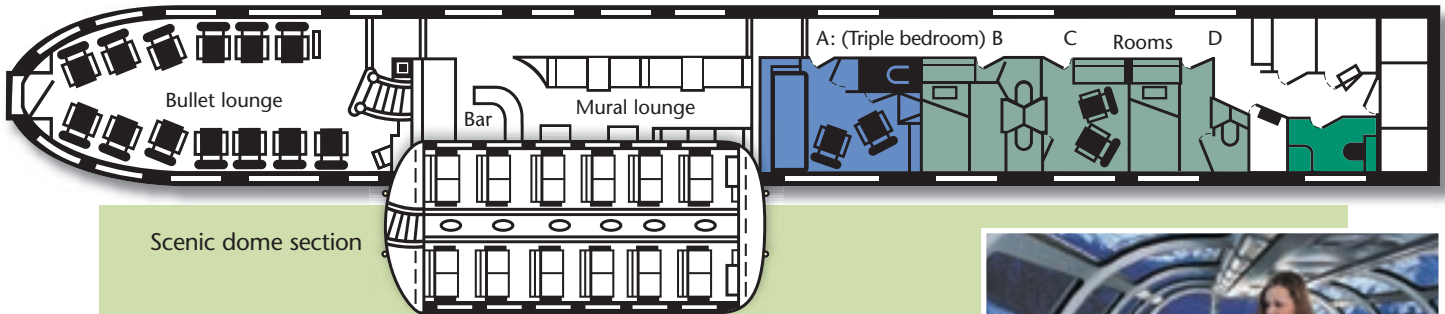
The delightful ambience of our sleeping cars will enchant you! By day, recline in a comfortable armchair as the landscapes roll by. By night, slumber comfortably in a cosy bed, lulled by the gentle rocking motion of the train. And be sure to drop by our famous Skyline car, where you'll discover a charming lounge, a friendly café and, of course, the scenic dome section upstairs.

SKYLINE CAR



PARK CAR

Bedrooms C+D can be combined into a suite.



Scenic dome section

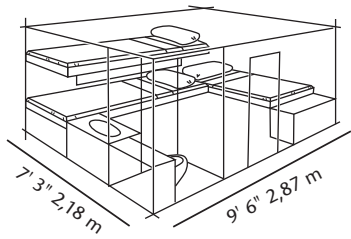
Elegance and refinement

From the very moment you set foot in the Park car, you'll fall in love with its subtle blend of style and cosiness. Sip an apéritif in the Mural lounge or the Bullet lounge, or delight in the view of the surrounding countryside from the superb 360° scenic dome on the car's upper level.



TRIPLE BEDROOM

By day, the triple bedroom features a couch-style seat and two armchairs. By night, it unfolds to offer three beds: one upper bed and two lower beds. Your room also includes a picture window, closet, power outlet, call button, private toilet and vanity. A folding table is available on request.



Romance by Rail

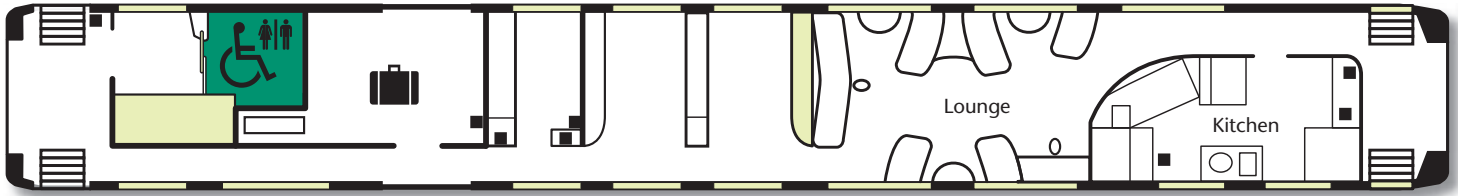
An unforgettable journey for two, punctuated by the gentle rhythm of the train. Awaiting you in your private suite: fresh flowers, chocolates on the pillows, soft sheets, a down duvet... and sparkling wine as the train leaves the station! What's more, breakfast in bed can be quickly arranged! Just have a word with your attendant before retiring for the night. A unique romantic escape, Romance by Rail is offered exclusively on board our stainless steel trains.





DIAGRAMS: CAR AND ROOM LAYOUTS

SERVICE CAR




Renaissance service car

Beautifully lighted and open in design, the Renaissance service car offers the perfect setting for a lounge: a casual atmosphere in an elegant layout that makes it easy to meet other passengers and engage in conversation. A take-out counter offers refreshments and snacks, to take back to your accommodation or to savour on the spot. For our customers with reduced mobility, this car is equipped with an accessible suite. (This equipment operates in the Corridor and on some Atlantic Canada services.)



Lounge



Lounge

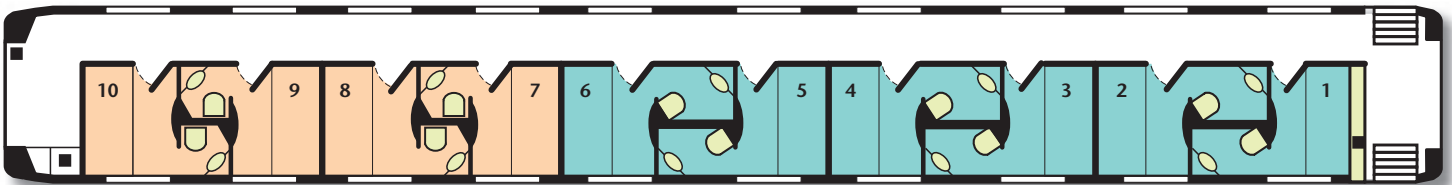


Double bedroom



Shower

SLEEPING CAR



Two bedroom types, one goal: Your well-being

Elegant yet practical, our Renaissance sleeping cars offer outstanding amenities.


STANDARD DOUBLE BEDROOM

Standard double bedrooms feature a closet as well as a couch-style seat which, come nightfall, turns into comfortable berths. You have the use of a private washroom with toilet, vanity and power outlet.



DELUXE DOUBLE BEDROOM

Choosing a deluxe double bedroom provides the same features as a standard bedroom, with the added luxury of a private shower – just like at a hotel!



Visit our web site: www.viarail.ca/accommodations

To find out more, contact your travel agent, call VIA Rail Canada at 1 888 VIA-RAIL (1 888 842-7245) TTY 1 800 268-9503 (hearing impaired) or visit www.viarail.ca

PEOPLE MOVING PEOPLE

™ Trademark owned by VIA Rail Canada Inc. ® Registered trademark owned by VIA Rail Canada Inc.

