

***STATISTICAL PROFILE  
OF SEAL HUNT***

## **Statistics on Seal Hunt Activities**

In this section we are presenting an overview of the activities related to seal hunt in the Quebec Region. You will find information concerning the number of licences issued per type and maritime areas as well as information concerning the landings of harp seal by fleet, and finally, data relating to the seal hunt observation activities.

### **Summary of the seal hunt, Magdalen Islands, 2004 season :**

Although the hunt season extends from November 15 to May 15 of each year, the hunt activities are concentrated on a one-week period. This explains why the vessels over 35' have been hunting from March 23 to March 31, at which date they had already reached the Gulf quota for this category. Activities for the vessels less than 35' have closed on April 9.

There was a total of 37 vessels over 35', based in Magdalen Islands, who participated and have been hunting in Prince Edward Island, where the herd was. Also, about fifteen vessels of less than 35' have been hunting along the coasts of the Magdalen Islands. The landings were constituted of seals of 1-year-old or less, commonly called « *Beaters* ».

### **Summary of the seal hunt, North Shore, 2004 season :**

On the Quebec North Shore, 3 vessels over 35' and approximately 44 inshore hunters have participated in the hunt activities in 2004.

The majority of landings taken by vessels less than 35' have started on May 1st (end of season quota for vessels less than 35'), on the Quebec Lower North Shore, while for the vessels over 35', 75% of the landings were attributed to the Mid North Shore Sector.

**Statistics and graphics 2003-2004 :**

In 2003 and 2004, the total authorized allocation was of 350 000 seals out of which 98 001 were for the Gulf of St. Lawrence. Out of this number, 63 636 seals were reserved for vessels over 35'.

In 2004, the landings in Quebec Region have reached 39 329 seals, distributed as follows :

| Fleet                 | Magdalen Islands         |                   | North Shore              |                   | Gaspé Peninsula          |                   | TOTAL - QUEBEC           |                   |
|-----------------------|--------------------------|-------------------|--------------------------|-------------------|--------------------------|-------------------|--------------------------|-------------------|
|                       | Number of seals captured | Number of vessels | Number of seals captured | Number of vessels | Number of seals captured | Number of vessels | Number of seals captured | Number of vessels |
| < 35'                 | 2 199                    | 13                | 2 588                    | N/AV              | 0                        | 0                 | 4 787                    | N/AV              |
| > 35'                 | 28 366                   | 37                | 4 068                    | 3                 | 0                        | 0                 | 32 434                   | 40                |
| < 35' - End of season | 0                        | 0                 | 2 108                    | N/AV              | 0                        | 0                 | 2 108                    | N/AV              |
| <b>TOTAL</b>          | <b>30 565</b>            | <b>50</b>         | <b>8 764</b>             | <b>N/AV</b>       | <b>0</b>                 | <b>0</b>          | <b>39 329</b>            | <b>N/AV</b>       |

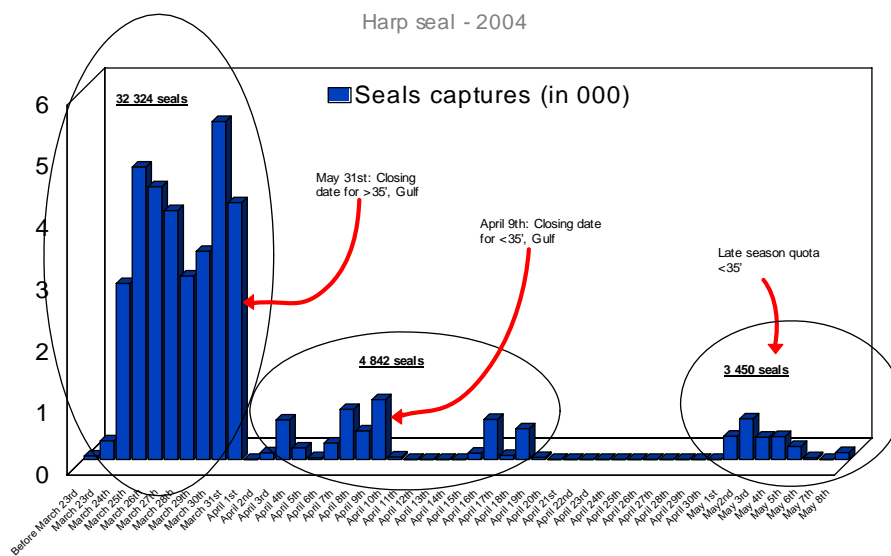
**Comparison with year 2003 :**

In 2003, the landings in Quebec Region have reached 16 235 seals, distributed as follows:

| Fleet                 | Magdalen Islands         |                   | North Shore              |                   | Gaspé Peninsula          |                   | TOTAL - QUEBEC           |                   |
|-----------------------|--------------------------|-------------------|--------------------------|-------------------|--------------------------|-------------------|--------------------------|-------------------|
|                       | Number of seals captured | Number of vessels | Number of seals captured | Number of vessels | Number of seals captured | Number of vessels | Number of seals captured | Number of vessels |
| < 35'                 | 39                       | 0                 | 1 383                    | N/AV              | 0                        | 0                 | 1 422                    | N/AV              |
| > 35'                 | 14 513                   | 10                | <>                       | <>                | 0                        | 0                 | 14 513                   | <>                |
| < 35' – End of season | 0                        | 0                 | 300                      | N/AV              | 0                        | 0                 | 300                      | N/AV              |
| <b>TOTAL</b>          | <b>14 552</b>            | <b>10</b>         | <b>1 683</b>             | <b>N/AV</b>       | <b>0</b>                 | <b>0</b>          | <b>16 235</b>            | <b>N/AV</b>       |

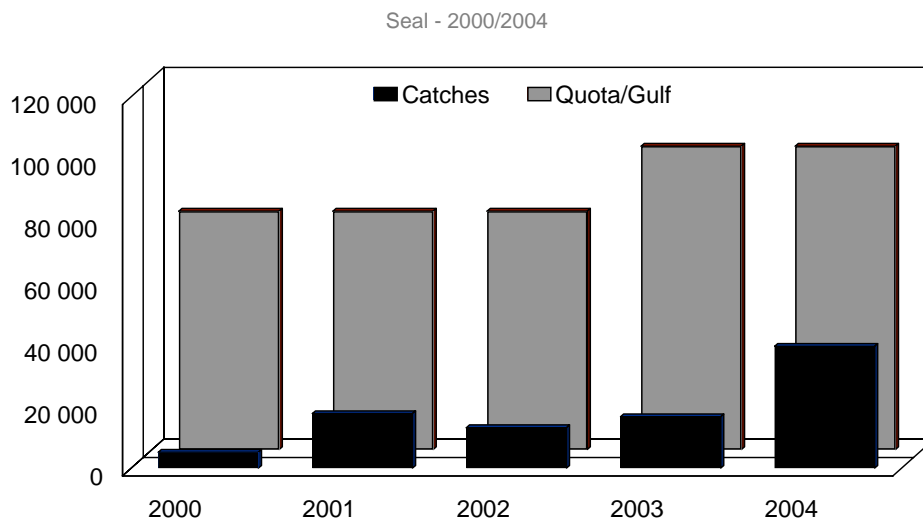
N.B : The number of vessels is an approximation. It has been calculated from vessels identified at DFO

### Daily evolution of catches, Quebec Region



Source: Fisheries and Oceans Canada, Magdalen Islands Area

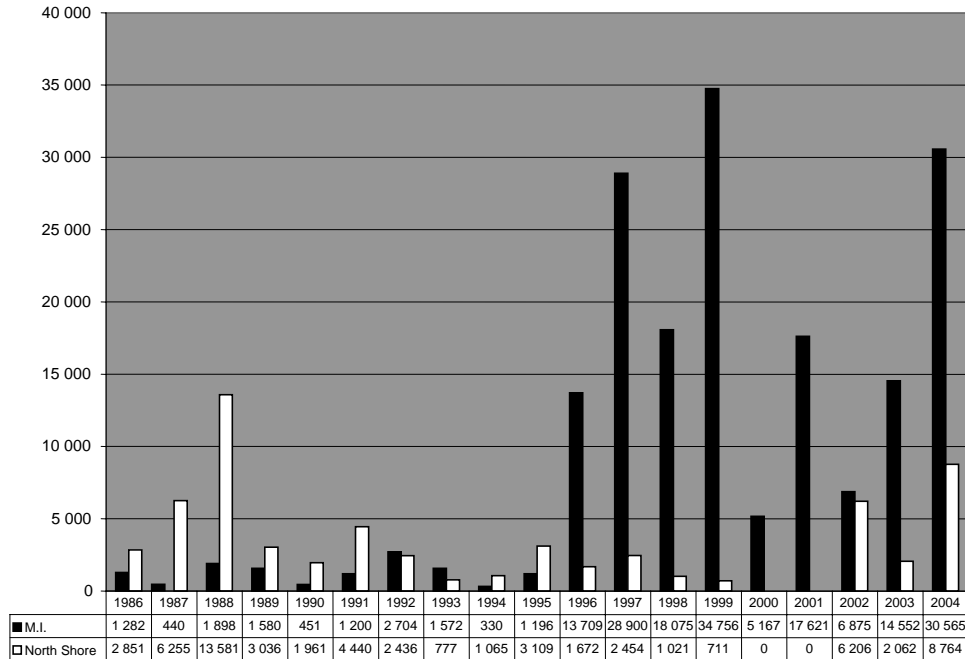
### Quebec Region Sealers' catches and Gulf quotas



Source: Fisheries and Oceans Canada, Magdalen Islands Area

**Evolution of catches, by area, per year :**

**Catches of Harp Seal in Quebec Region 1986-2004**



**N.B : Gaspé Area has no catch for these years**

**Statistics, commercial licences :**

**Number of commercial sealing licences issued, by type and by maritime area (2003-2004) :**

| Number of licences issued       | Magdalen Islands |            | North Shore  |              | Gaspé Peninsula |            | Total Québec |              |
|---------------------------------|------------------|------------|--------------|--------------|-----------------|------------|--------------|--------------|
|                                 | 2003             | 2004       | 2003         | 2004         | 2003            | 2004       | 2003         | 2004         |
| <b>Commercial Professional</b>  | <b>741</b>       | <b>755</b> | <b>613</b>   | <b>708</b>   | <b>52</b>       | <b>57</b>  | <b>1 406</b> | <b>1 520</b> |
| <b>Commercial Hunter helper</b> | <b>155</b>       | <b>184</b> | <b>243</b>   | <b>176</b>   | <b>8</b>        | <b>19</b>  | <b>406</b>   | <b>379</b>   |
| <b>Personal usage</b>           | <b>5</b>         | <b>6</b>   | <b>486</b>   | <b>459</b>   | <b>73</b>       | <b>70</b>  | <b>564</b>   | <b>535</b>   |
| <b>TOTAL</b>                    | <b>901</b>       | <b>945</b> | <b>1 342</b> | <b>1 343</b> | <b>133</b>      | <b>146</b> | <b>2 376</b> | <b>2 434</b> |

Note : Licences are not all active ones.

### **Statistics, licences to observe the seal hunt:**

Each year, observers come to watch commercial seal hunt activities. In order to get to the hunt sites, observers must obtain an observer licence and respect a few conditions included in the licence. An observation licence is valid for a day and can be renewed on request. In 2004, all observers have been able to get on the ice and some have been able to renew their licence up to 4 times. People from Canada, United States, Central America and from Europe came to observe the commercial hunt. Most of them were journalists and photographers.

| <b>Seal hunt<br/>observers licences</b> | <b>2003</b> | <b>2004</b>             |
|---|-------------|-------------------------|
| <b>Number of requests received</b>      | <b>12</b>   | <b>51<sup>(1)</sup></b> |
| <b>Number of licences issued</b>        | <b>7</b>    | <b>45</b>               |
| <b>Number of days of observation</b>    | <b>5</b>    | <b>7</b>                |

<sup>(1)</sup> Some people did not make any follow up on their request.

### **Statistics, product processing :**

In 2004, a little more than 75% of the landings of the Quebec Region hunters have been sold and processed within Quebec Region. The balance of the landings have been forwarded towards Newfoundland.

In Quebec, pelts represent the essential part of the value of the processed products. These pelts, once the fat is taken out and once tanned, are destined to Asia and the Eastern Europe. The fat taken out of the pelts is then transformed into oil. Small quantities of meat are also harvested and processed for the local market and Quebec market (specialised market), as well as for personal consumption.