



Agriculture and
Agri-Food Canada

Agriculture et
Agroalimentaire Canada



Profile of the 2000 Taxfiler Farm Family Data



July 2003

Preface



Taxfiler farm family data is collected from personal income tax returns and is compiled by Statistics Canada. The data refers to the income of families (husband-wife, common-law and lone-parent) involved in a single unincorporated farm with gross operating revenue of \$10,000 or more. The Taxation Data Program is funded jointly by Agriculture and Agri-Food Canada and Statistics Canada. This *Profile of the 2000 Taxfiler Farm Family Data* provides highlights and comparisons of farm level revenues and expenses as well as off-farm employment income for farm families by farm type, by revenue class and by province. In order to provide more timely fundamental information, this overview will be produced on a regular basis as new data are released.

Comments on this information package can be sent to either David Culver via e-mail at culverd@agr.gc.ca or by telephone at (613) 759-1894 or to Kim O'Connor at oconnork@agr.gc.ca or by telephone at (613) 759-1920.

Table of Contents



Introduction	4
Number of Farm Families by Revenue Class, 2000	5
Average Total Farm Family Income, Canada, 1990-2000	6
Farm Family Income for Small/Medium and Large Farms	7
Average Off-farm Income per Family, by Source, 2000	8
Average Total Family Income by Province, 2000	9
Characteristics of Family Farms by Province, 2000	10
Average Total Family Income by Farm Type, 2000	11
Average Total Family Income by Revenue Class, 2000	12

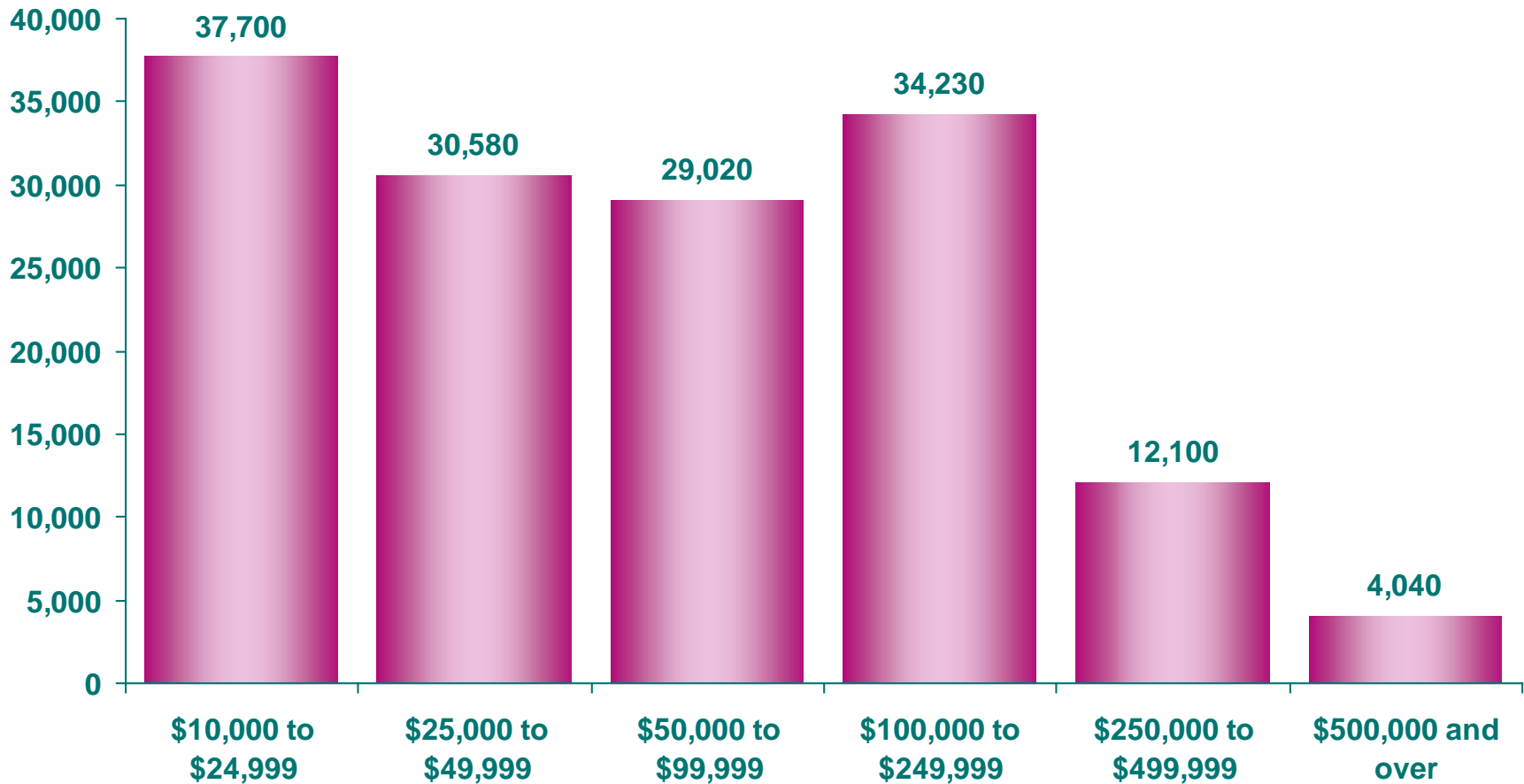
Introduction



The 2000 farm family data presented in this document includes only those families operating a single unincorporated farm with gross operating revenue of \$10,000 or more and for which 51% or more of their farm sales come from agricultural activities unless otherwise specified.

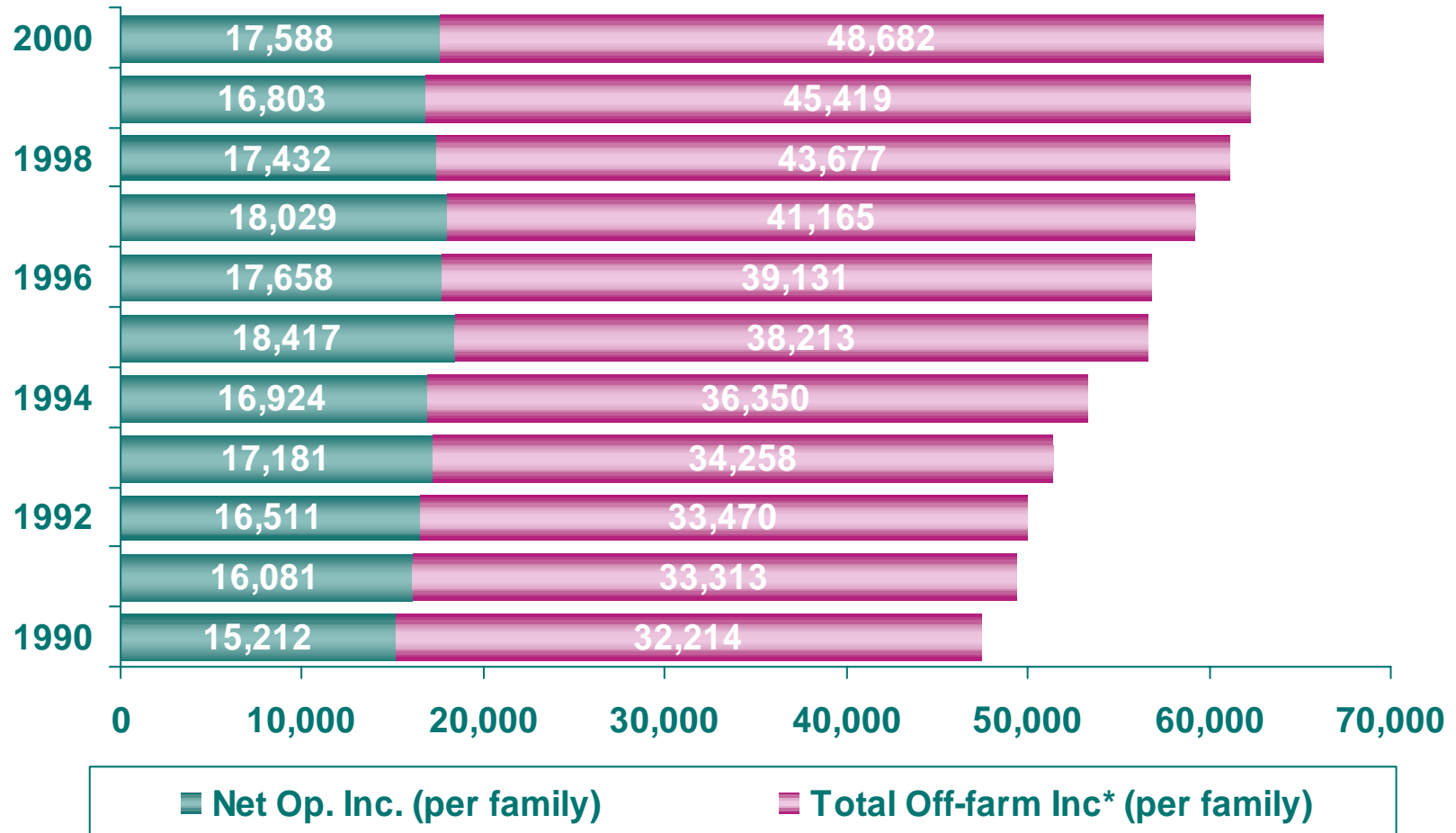
Total farm family income is composed of net operating income (before depreciation) and off-farm income (excluding taxable capital gains) for members of the farm family. Off-farm income includes wages and salaries and net self-employment income from non-farm sources as well as income from investment, pensions and other off-farm income including government social transfers and NISA withdrawals.

Number of Farm Families by Revenue Class, 2000



Total Number of Farm Families: 147,680 families

Average Total Farm Family Income, Canada 1990-2000



*Excludes taxable capital gains.

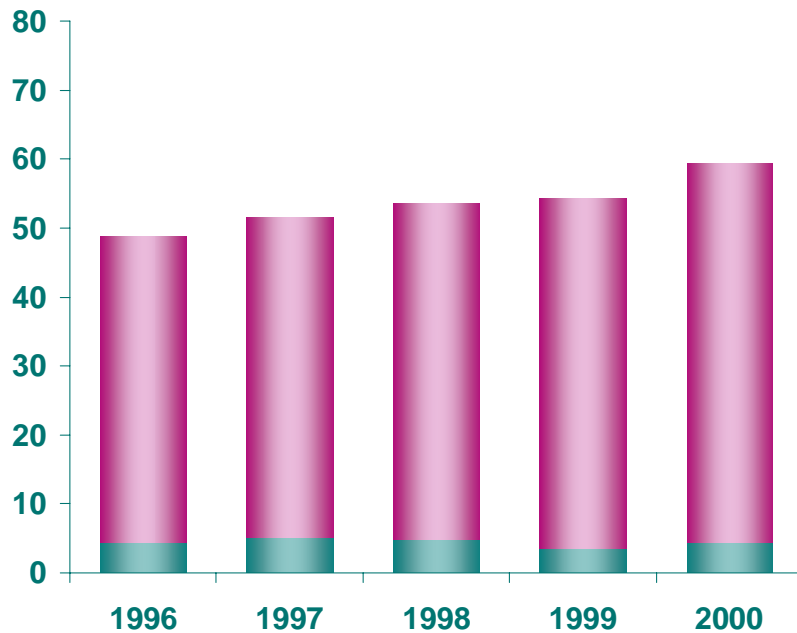
Starting in 1999, only RRSP income of people aged 65 or older is included in the statistical series on off-farm family income.

Average Farm Family Income for Small/Medium and Large Farms



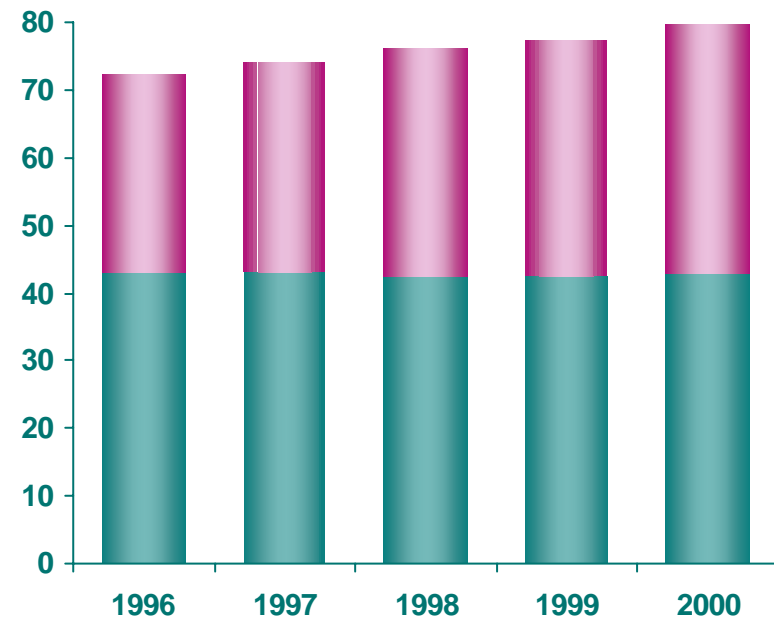
Small/Medium Farms

Thousands of \$



Large Farms

Thousands of \$

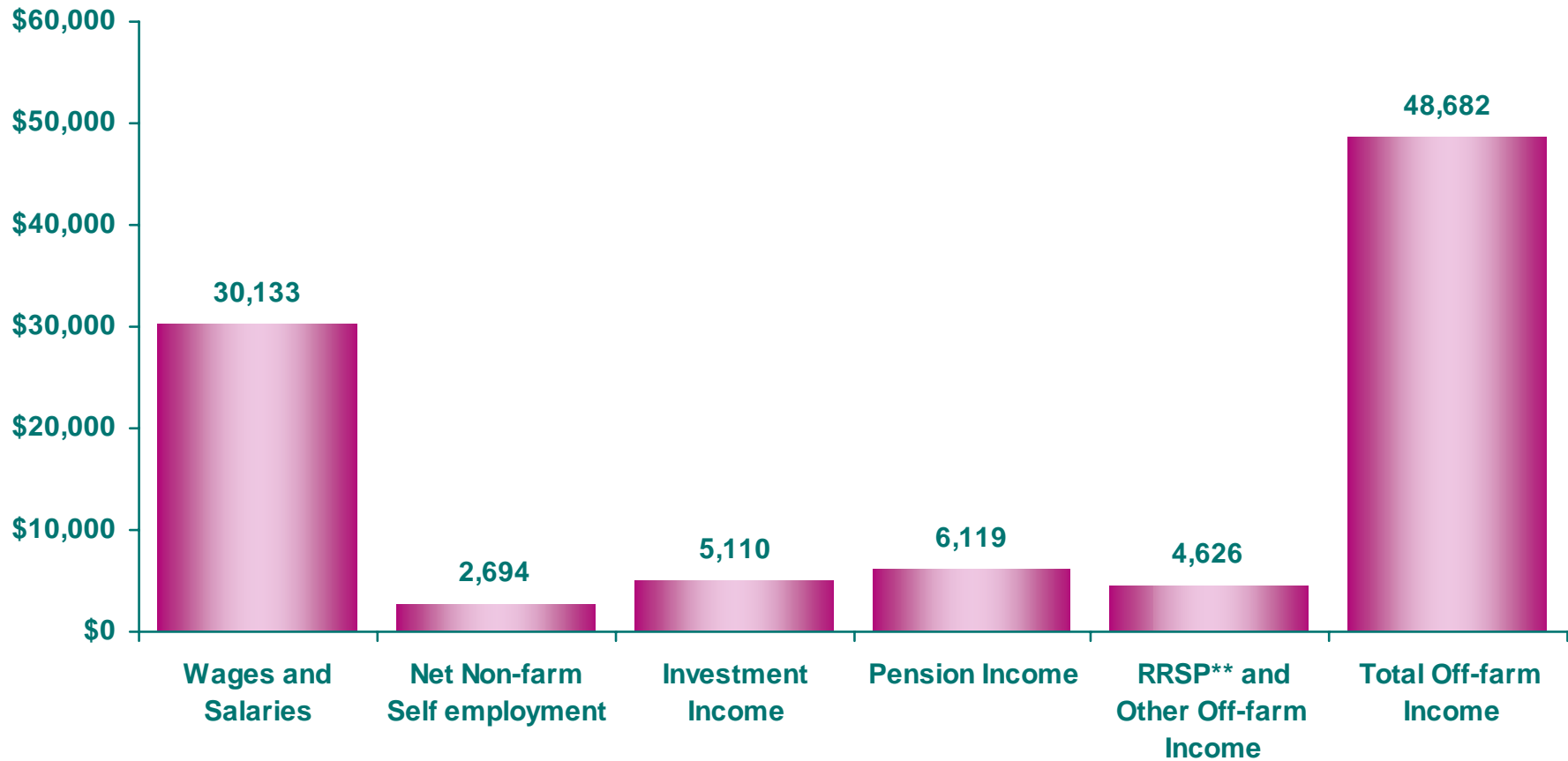


■ Net Operating Income ■ Off-farm Income*

*Excludes taxable capital gains

Note: Small farms include farms with revenues of \$10,000 to \$99,999
 Large farms include farms with revenues of \$100,000 and more

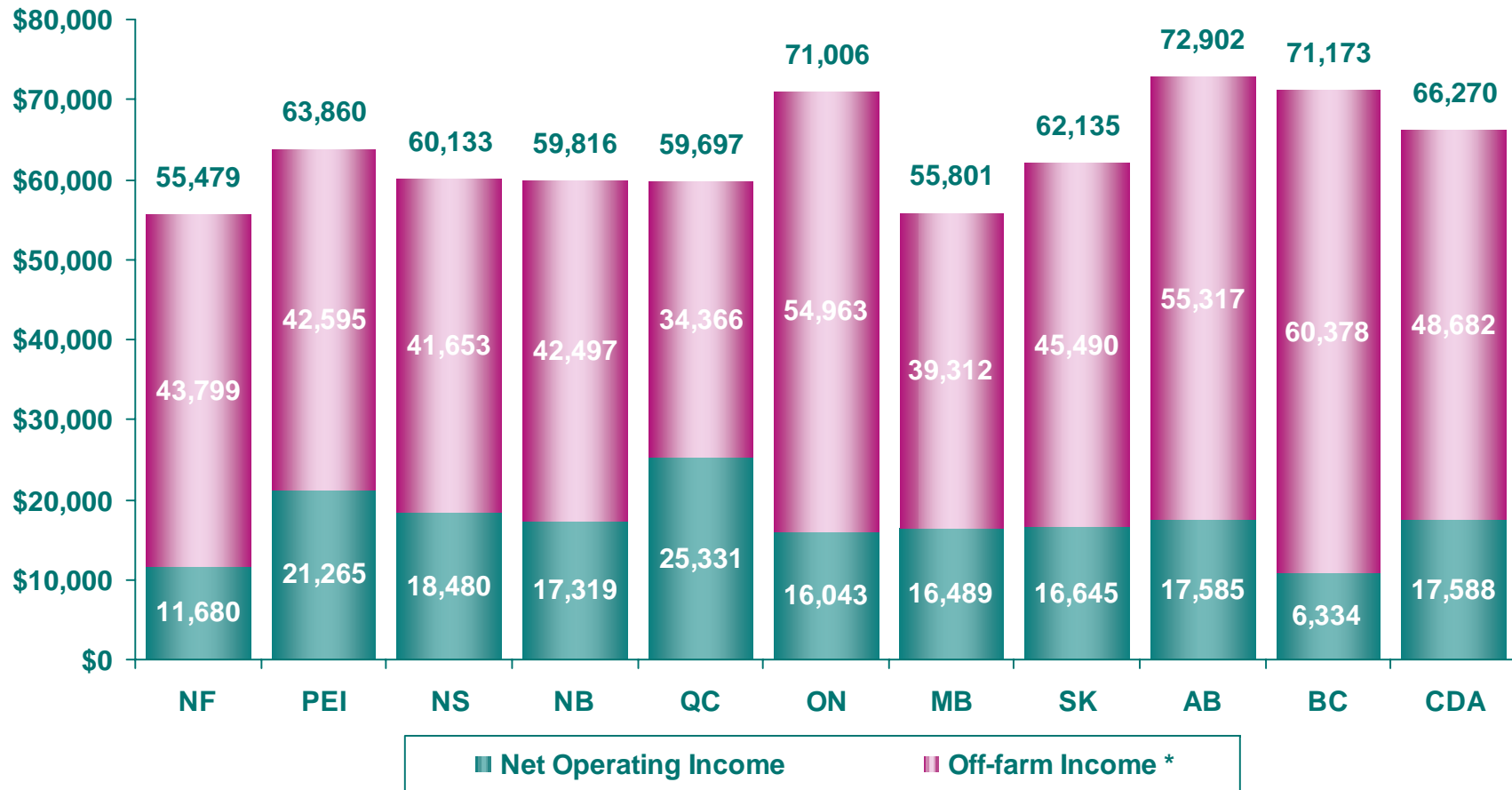
Average Off-farm Income* per Family, by Source, 2000



*Excludes taxable capital gains.

** Starting in 1999, only RRSP income of people aged 65 or older is included in the statistical series on off-farm family income.

Average Total Family Income by Province 2000



Total Number of Farm Families: 147,680 families

*Excludes taxable capital gains.

Characteristics of Family Farms by Province, 2000

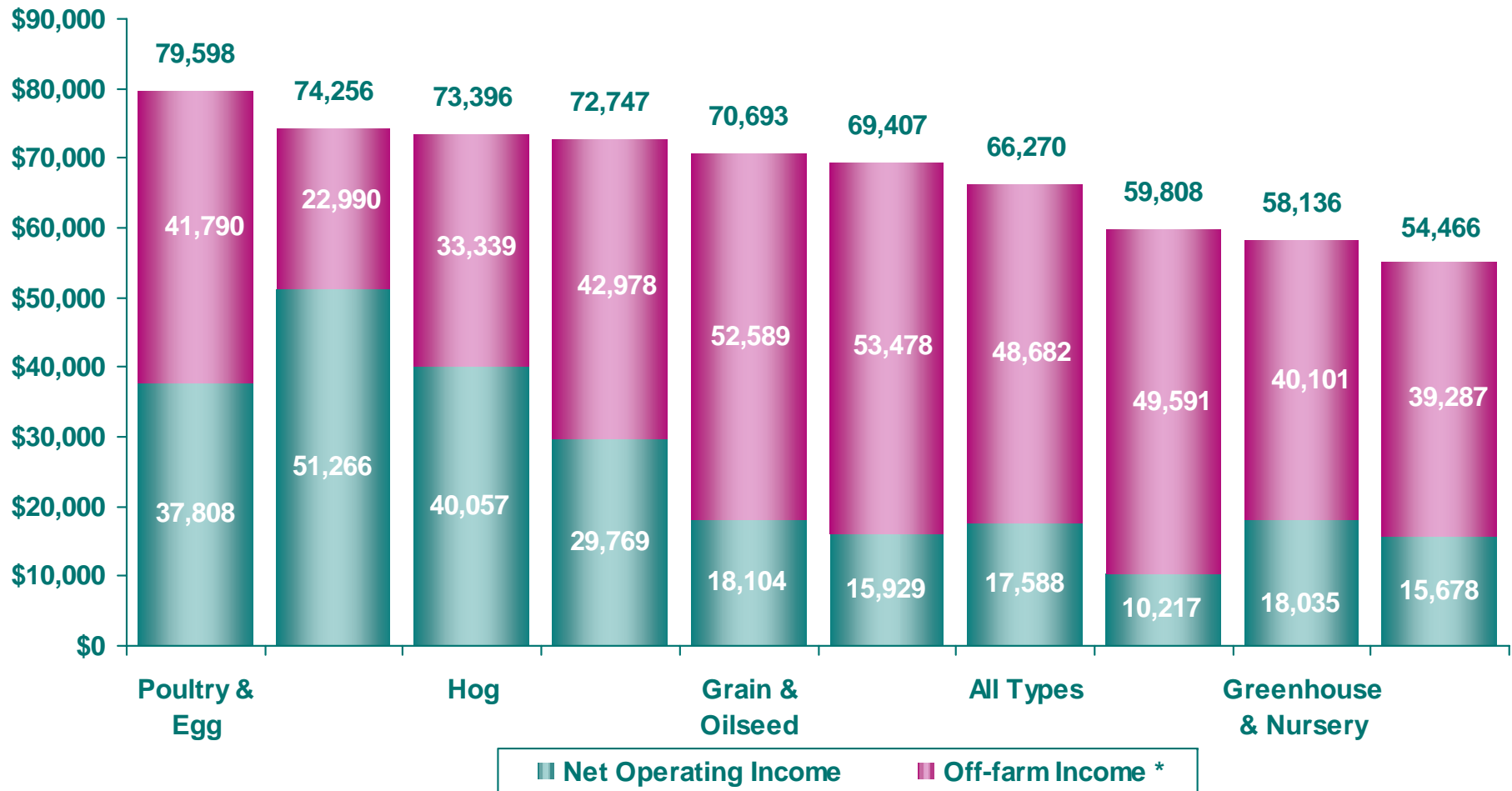


	Average per Family				
	Operating Revenue	Operating Expense	Net Operating Income	Off-farm Income *	Total Income (\$)
Newfoundland	109,553	97,873	11,680	43,799	55,479
Prince Edward Island	154,496	133,231	21,265	42,595	63,860
Nova Scotia	99,752	81,272	18,480	41,653	60,133
New Brunswick	111,549	94,230	17,319	42,497	59,816
Quebec	117,068	91,737	25,331	34,366	59,697
Ontario	112,630	96,586	16,043	54,963	71,006
Manitoba	114,845	98,356	16,489	39,312	55,801
Saskatchewan	98,746	82,101	16,645	45,490	62,135
Alberta	119,635	102,049	17,585	55,317	72,902
British Columbia	90,939	80,143	10,795	60,378	71,173
CANADA	111,042	93,454	17,588	48,682	66,270

* Excludes taxable capital gains

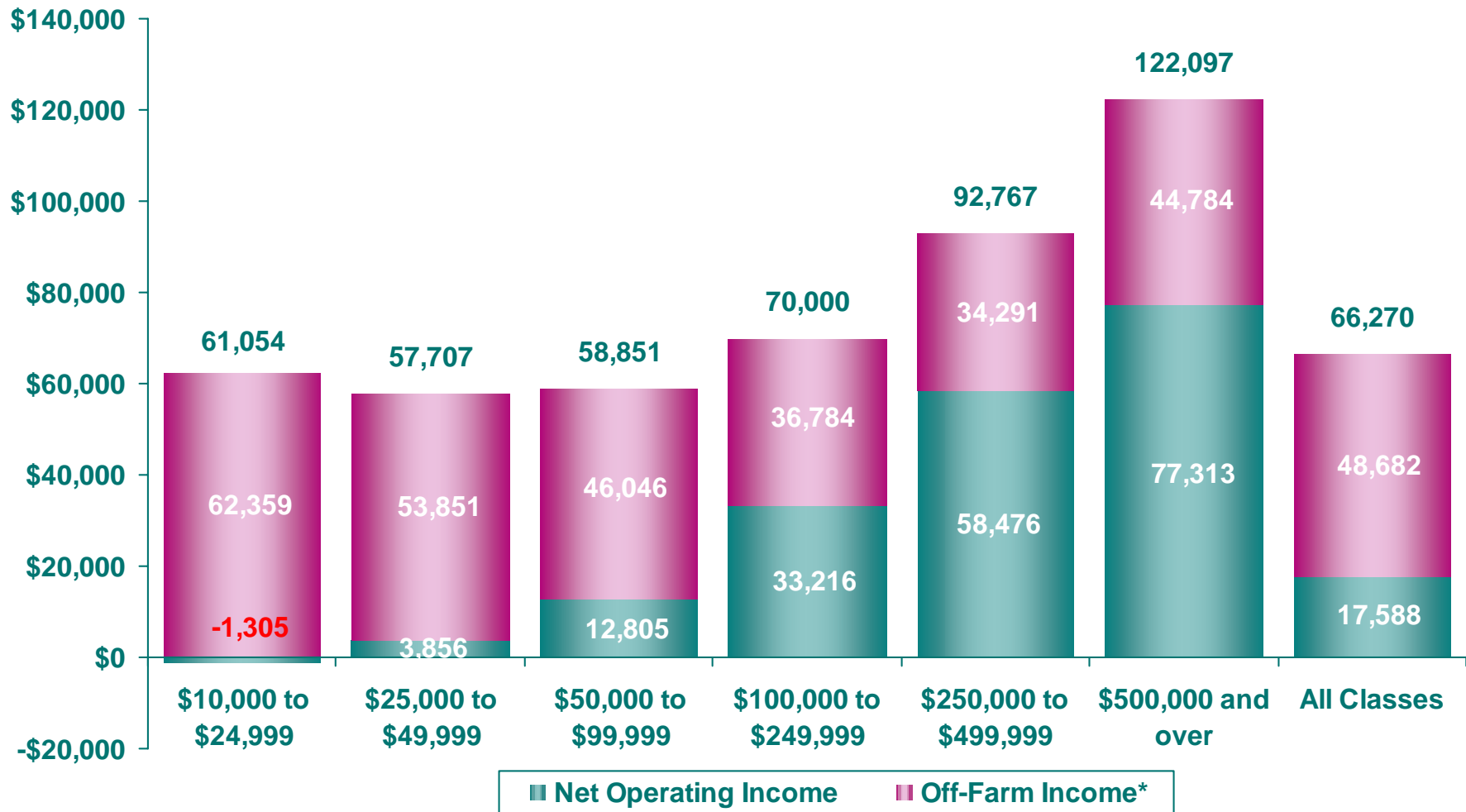
Note: Numbers may not add due to rounding.

Average Total Farm Family Income by Farm Type, Canada, 2000



* Excludes taxable capital gains.

Average Total Family Income by Revenue Class, 2000



*Excludes taxable capital gains.