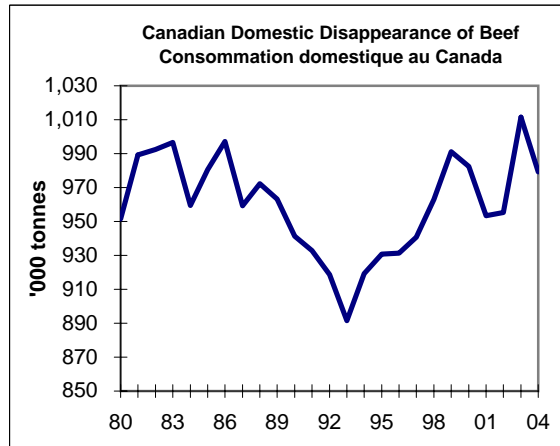
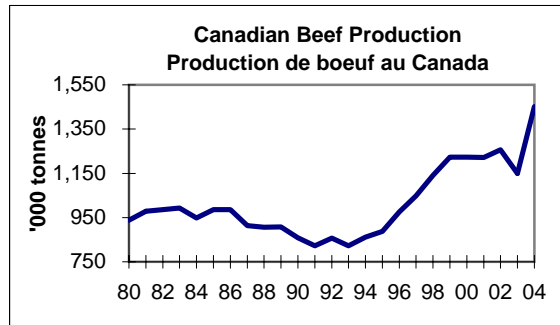
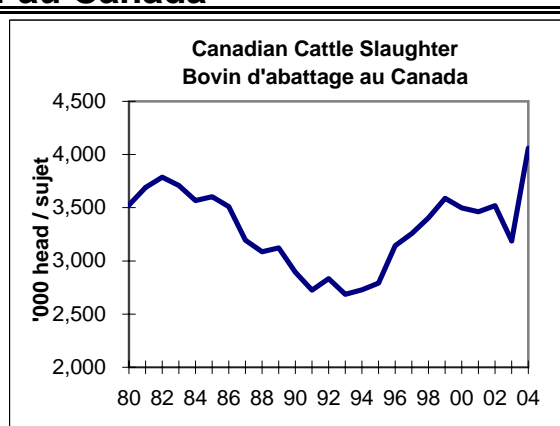


## Beef Demand in Canada La demande de boeuf au Canada

	Per Capita Beef Disappearance (retail basis - kg)  Consommation domestique apparente de boeuf par personne (base au détail - kg)	Consumer Price Index Fresh/frozen Beef (1992 = 100)  Indice des prix à la consommation du boeuf frais (1992 = 100)	Deflated Price Index  Indice des prix en valeur constante
1980	28.6	74.7	142.6
1981	29.4	76.6	130.1
1982	29.1	76.1	116.5
1983	29.0	76.7	111.0
1984	27.6	81.7	113.3
1985	28.0	83.8	111.7
1986	27.8	85.6	109.6
1987	26.4	93.4	114.6
1988	26.4	94.8	111.8
1989	25.7	96.9	108.9
1990	24.7	100.6	107.8
1991	24.3	101.3	102.8
1992	23.6	100.0	100.0
1993	22.7	105.4	103.5
1994	23.1	106.2	104.1
1995	23.1	105.9	101.6
1996	23.0	101.3	95.7
1997	23.0	102.3	95.1
1998	23.3	102.2	94.1
1999	23.8	104.4	94.5
2000	23.4	111.3	97.2
2001	22.4	128.4	110.1
2002	22.3	132.8	111.6
2003	23.3	133.8	109.4
2004	22.4	138.4	111.1



## Beef Demand in Canada La demande de boeuf au Canada

