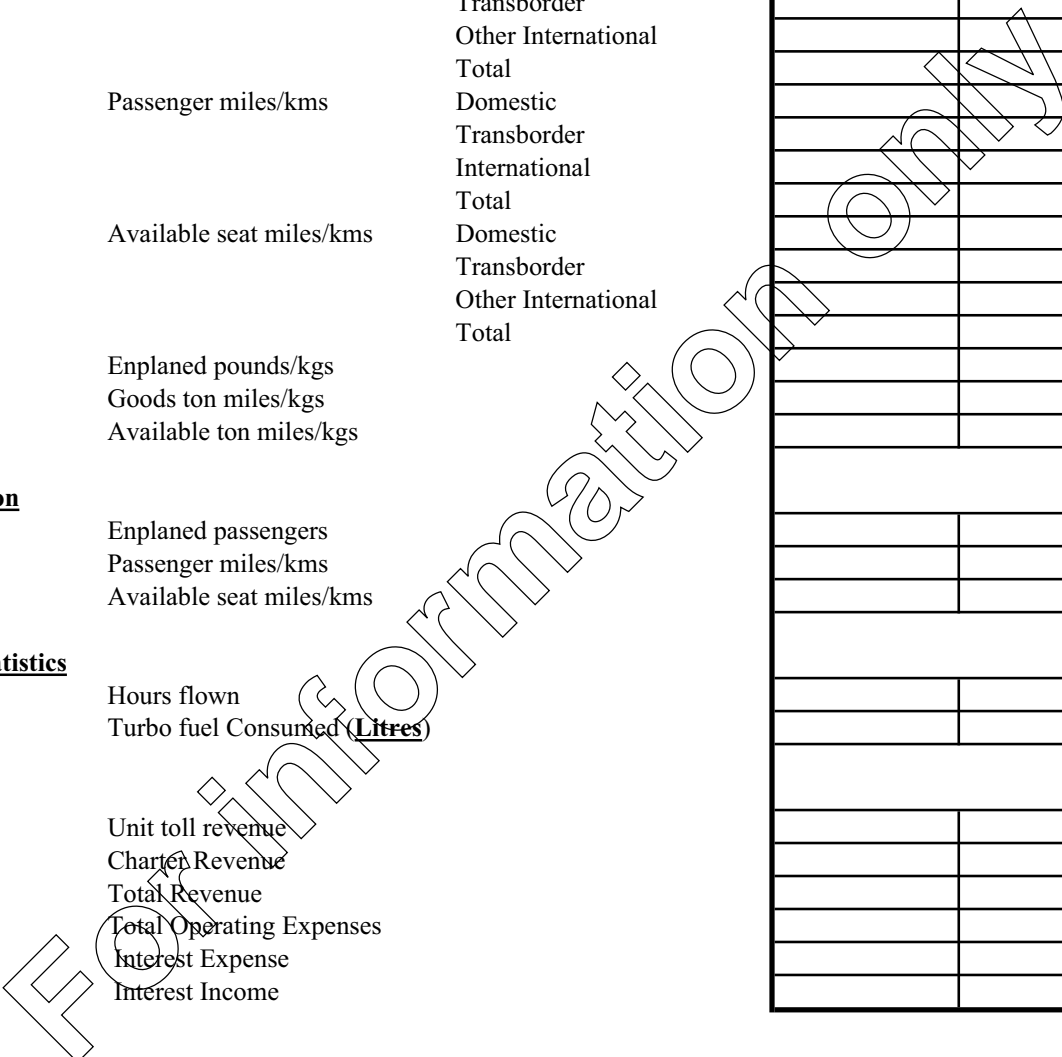


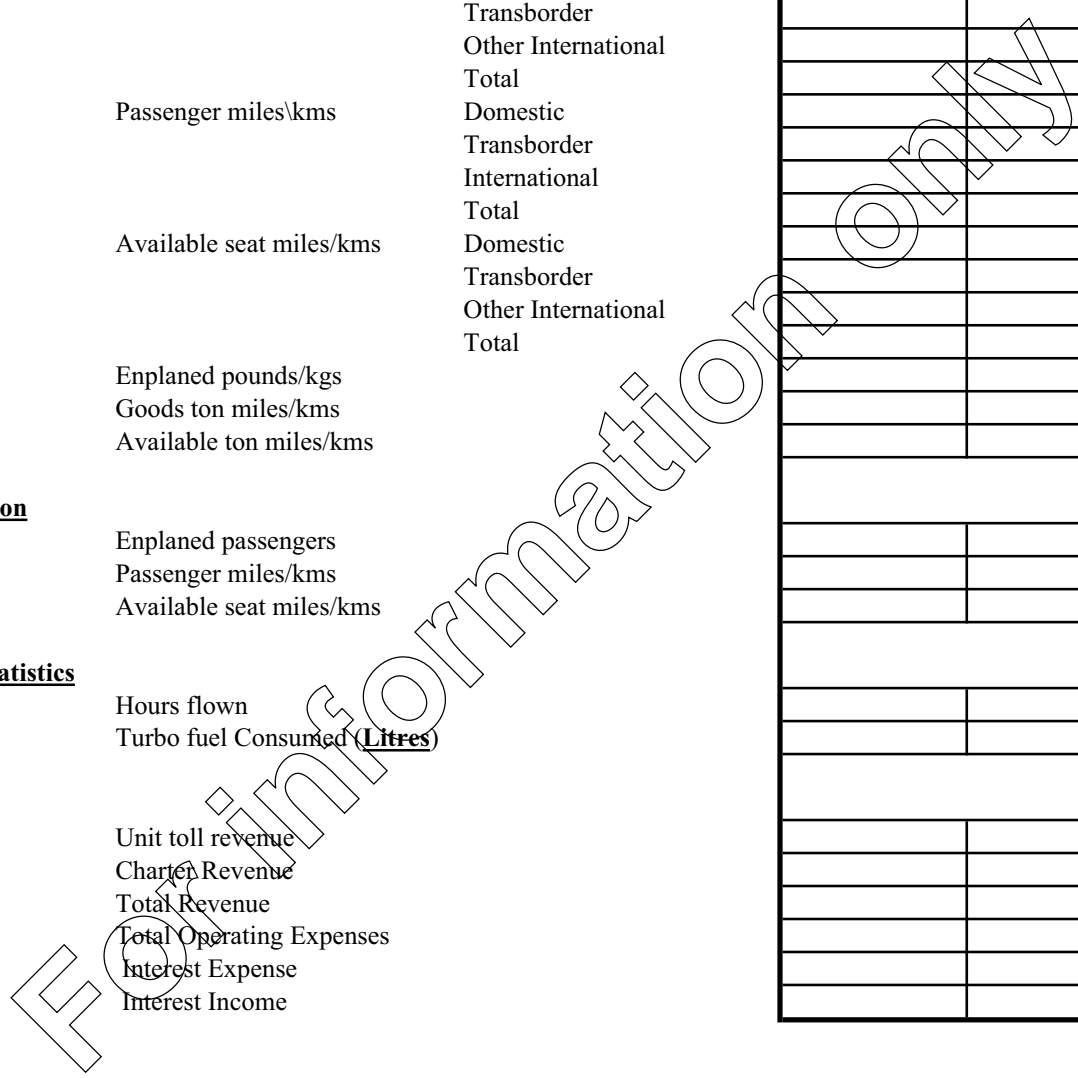
# Major Canadian Airlines - Monthly Advanced Statistics

Carrier	Month	Year	
			Current month    Year to Date
<b><u>Unit Toll Transportation</u></b>			
Enplaned passengers	Domestic		-
	Transborder		-
	Other International		-
	Total		-
Passenger miles/kms	Domestic		-
	Transborder		-
	International		-
	Total		-
Available seat miles/kms	Domestic		-
	Transborder		-
	Other International		-
	Total		-
Enplaned pounds/kgs			-
Goods ton miles/kgs			-
Available ton miles/kgs			-
<b><u>Charter Transportation</u></b>			
Enplaned passengers			-
Passenger miles/kms			-
Available seat miles/kms			-
<b><u>Other Operational Statistics</u></b>			
Hours flown			-
Turbo fuel Consumed ( <b>Litres</b> )			-
<b><u>Financial</u></b>			
Unit toll revenue			-
Charter Revenue			-
Total Revenue			-
Total Operating Expenses			-
Interest Expense			-
Interest Income			-



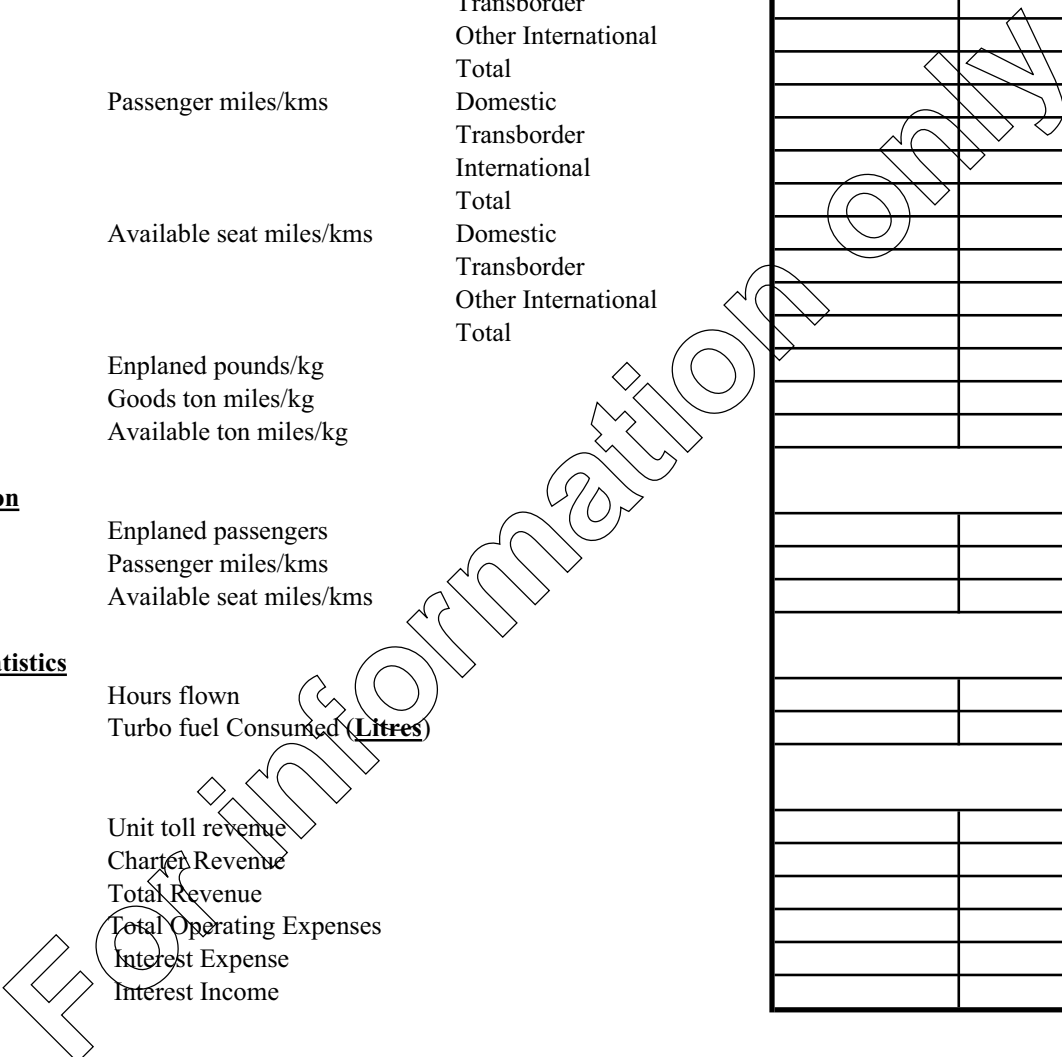
# Major Canadian Airlines - Monthly Advanced Statistics

Carrier	Month	Year	
			Current month    Year to Date
<b><u>Unit Toll Transportation</u></b>			
	Enplaned passengers	Domestic	-
		Transborder	-
		Other International	-
		Total	-
	Passenger miles\kms	Domestic	-
		Transborder	-
		International	-
		Total	-
	Available seat miles/kms	Domestic	-
		Transborder	-
		Other International	-
		Total	-
	Enplaned pounds/kgs		-
Goods ton miles/kms		-	
Available ton miles/kms		-	
<b><u>Charter Transportation</u></b>			
	Enplaned passengers		-
	Passenger miles/kms		-
	Available seat miles/kms		-
<b><u>Other Operational Statistics</u></b>			
	Hours flown		-
	Turbo fuel Consumed ( <b>Litres</b> )		-
<b><u>Financial</u></b>			
	Unit toll revenue		-
	Charter Revenue		-
	Total Revenue		-
	Total Operating Expenses		-
	Interest Expense		-
	Interest Income		-



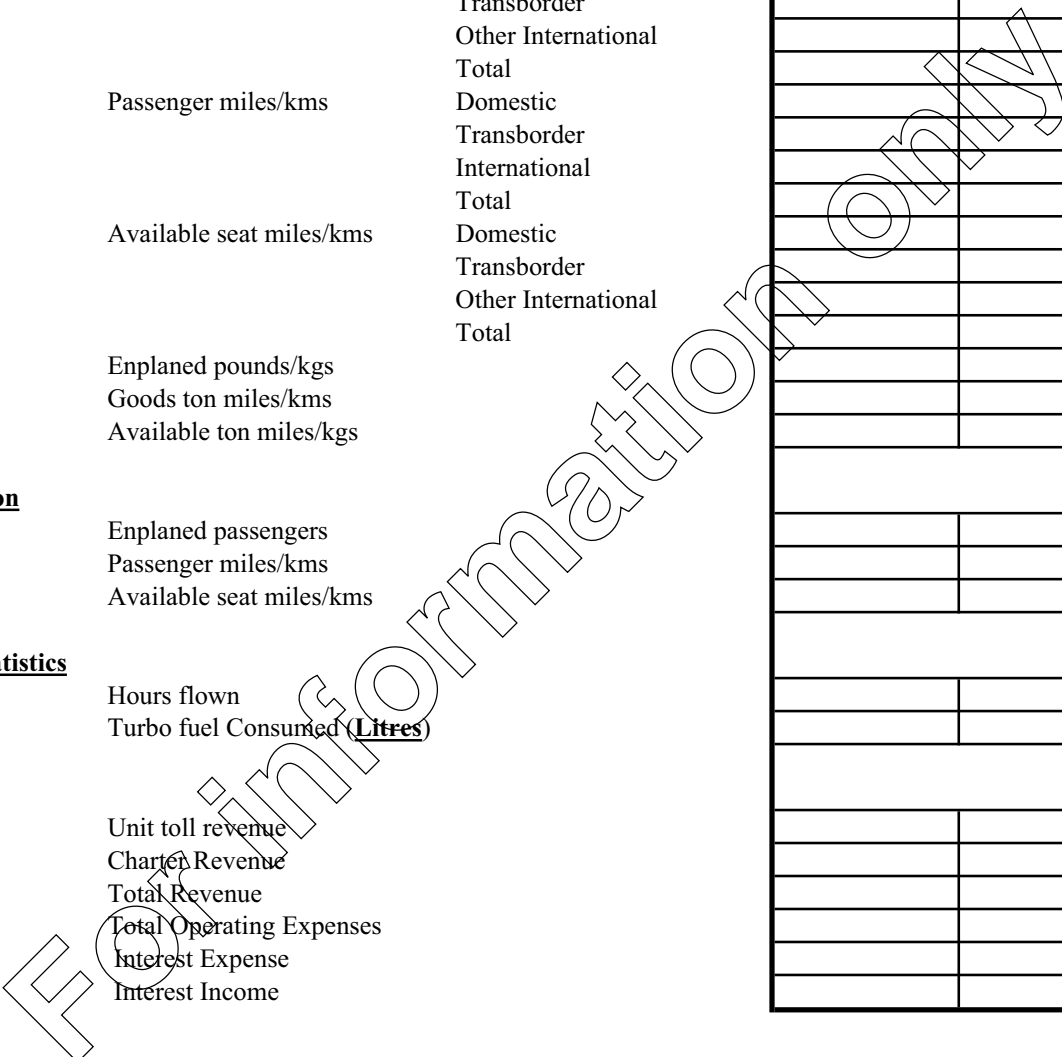
# Major Canadian Airlines - Monthly Advanced Statistics

Carrier	Month	Year	
			Current month    Year to Date
<b><u>Unit Toll Transportation</u></b>			
Enplaned passengers	Domestic		-
	Transborder		-
	Other International		-
	Total		-
Passenger miles/kms	Domestic		-
	Transborder		-
	International		-
	Total		-
Available seat miles/kms	Domestic		-
	Transborder		-
	Other International		-
	Total		-
Enplaned pounds/kg			-
Goods ton miles/kg			-
Available ton miles/kg			-
<b><u>Charter Transportation</u></b>			
Enplaned passengers			-
Passenger miles/kms			-
Available seat miles/kms			-
<b><u>Other Operational Statistics</u></b>			
Hours flown			-
Turbo fuel Consumed ( <b>Litres</b> )			-
<b><u>Financial</u></b>			
Unit toll revenue			-
Charter Revenue			-
Total Revenue			-
Total Operating Expenses			-
Interest Expense			-
Interest Income			-



# Major Canadian Airlines - Monthly Advanced Statistics

Carrier	Month	April	Year
			Current month    Year to Date
<b><u>Unit Toll Transportation</u></b>			
Enplaned passengers	Domestic		-
	Transborder		-
	Other International		-
	Total		-
Passenger miles/kms	Domestic		-
	Transborder		-
	International		-
	Total		-
Available seat miles/kms	Domestic		-
	Transborder		-
	Other International		-
	Total		-
Enplaned pounds/kgs			-
Goods ton miles/kms			-
Available ton miles/kgs			-
<b><u>Charter Transportation</u></b>			
Enplaned passengers			-
Passenger miles/kms			-
Available seat miles/kms			-
<b><u>Other Operational Statistics</u></b>			
Hours flown			-
Turbo fuel Consumed ( <b>Litres</b> )			-
<b><u>Financial</u></b>			
Unit toll revenue			-
Charter Revenue			-
Total Revenue			-
Total Operating Expenses			-
Interest Expense			-
Interest Income			-

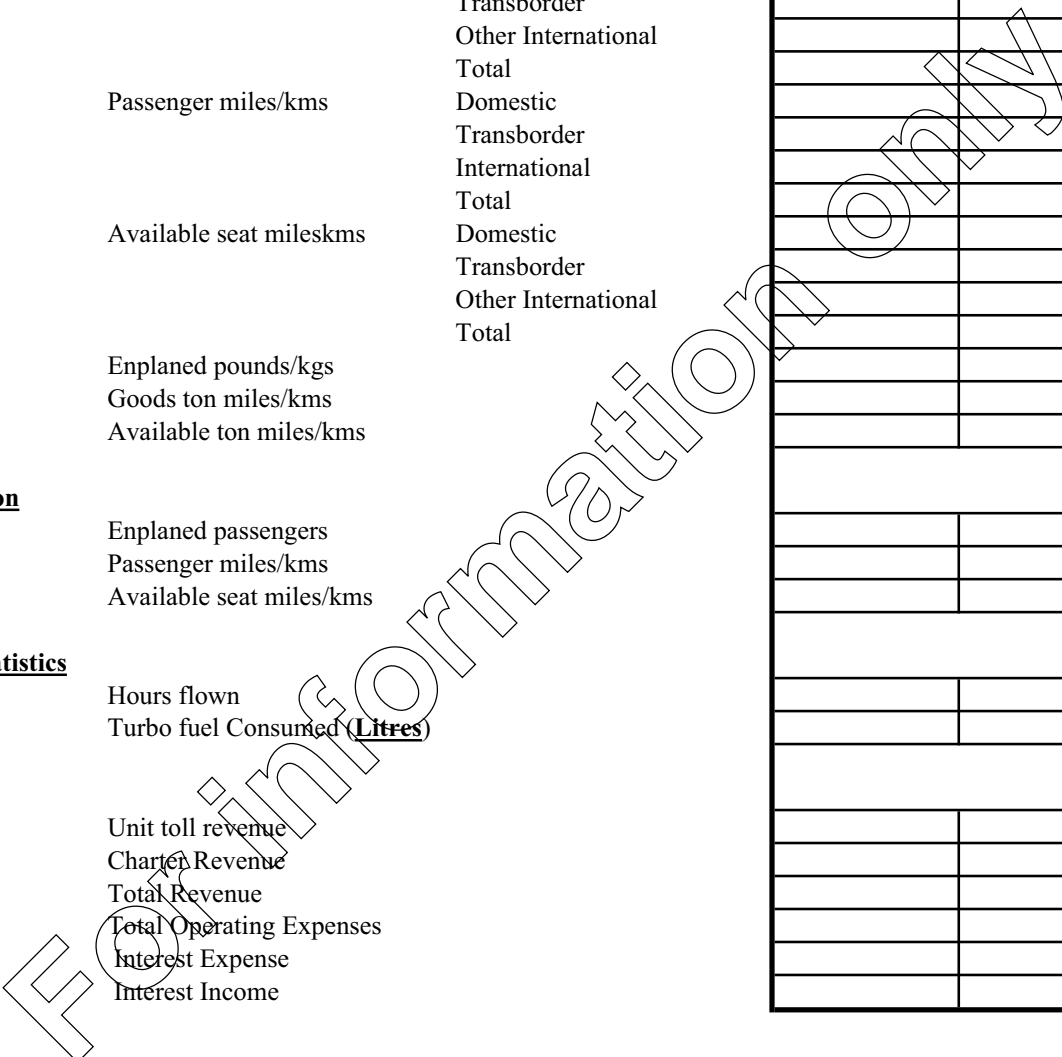


# Major Canadian Airlines - Monthly Advanced Statistics

Carrier	Month	May	Year
			Current month    Year to Date
<b><u>Unit Toll Transportation</u></b>			
Enplaned passengers	Domestic		-
	Transborder		-
	Other International		-
	Total		-
Passenger miles/kms	Domestic		-
	Transborder		-
	International		-
	Total		-
Available seat miles/kms	Domestic		-
	Transborder		-
	Other International		-
	Total		-
Enplaned pounds/kgs			-
Goods ton miles/kms			-
Available ton miles/kms			-
<b><u>Charter Transportation</u></b>			
Enplaned passengers			-
Passenger miles/kms			-
Available seat miles/kms			-
<b><u>Other Operational Statistics</u></b>			
Hours flown			-
Turbo fuel Consumed ( <b>Litres</b> )			-
<b><u>Financial</u></b>			
Unit toll revenue			-
Charter Revenue			-
Total Revenue			-
Total Operating Expenses			-
Interest Expense			-
Interest Income			-

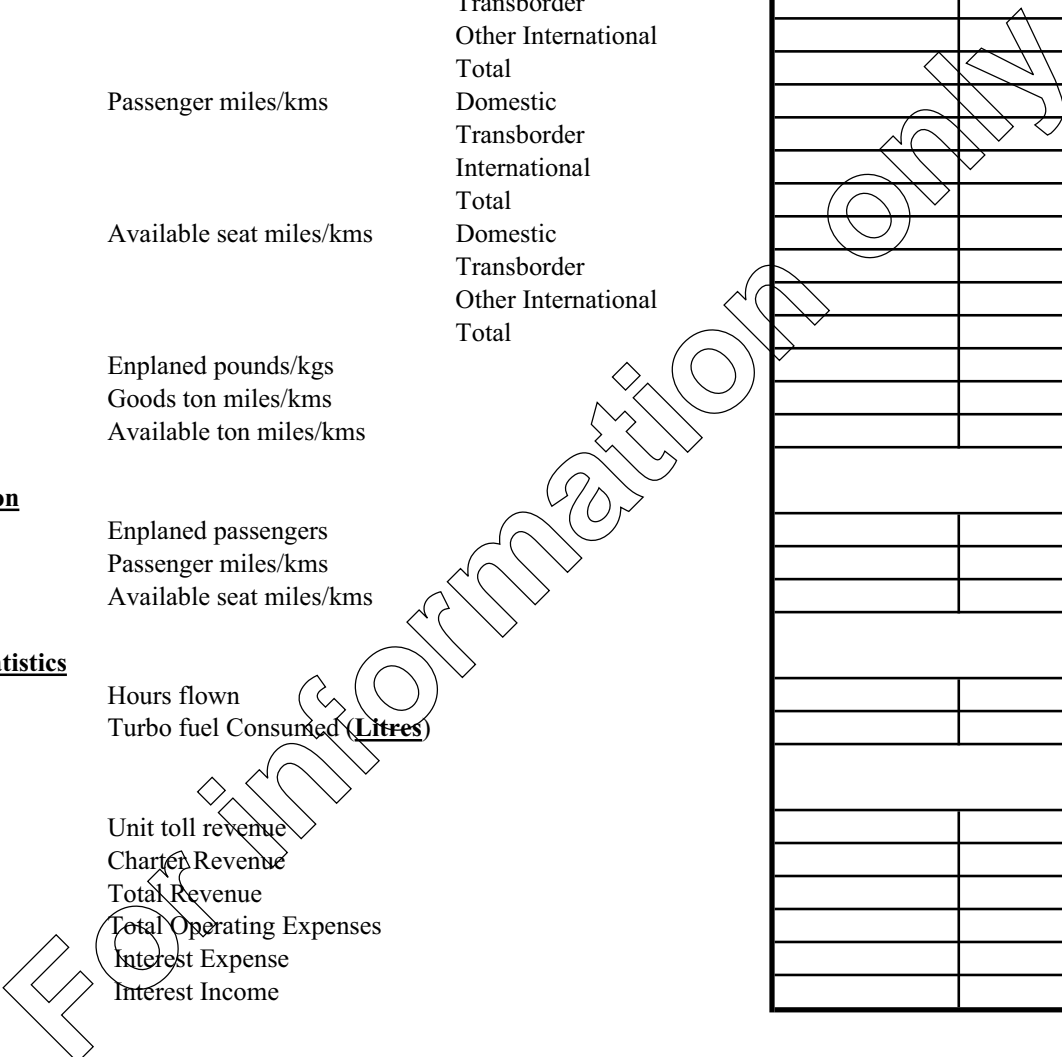
# Major Canadian Airlines - Monthly Advanced Statistics

Carrier	Month	June	Year	
			Current month    Year to Date	
<b><u>Unit Toll Transportation</u></b>				
Enplaned passengers Passenger miles/kms Available seat mileskms Enplaned pounds/kgs Goods ton miles/kms Available ton miles/kms	Domestic		-	
		Transborder		-
		Other International		-
		Total		-
	Domestic			-
		Transborder		-
		International		-
		Total		-
	Domestic			-
		Transborder		-
		Other International		-
		Total		-
				-
			-	
			-	
<b><u>Charter Transportation</u></b>				
Enplaned passengers Passenger miles/kms Available seat miles/kms			-	
			-	
			-	
<b><u>Other Operational Statistics</u></b>				
Hours flown			-	
Turbo fuel Consumed ( <b>Litres</b> )			-	
<b><u>Financial</u></b>				
Unit toll revenue			-	
Charter Revenue			-	
Total Revenue			-	
Total Operating Expenses			-	
Interest Expense			-	
Interest Income			-	



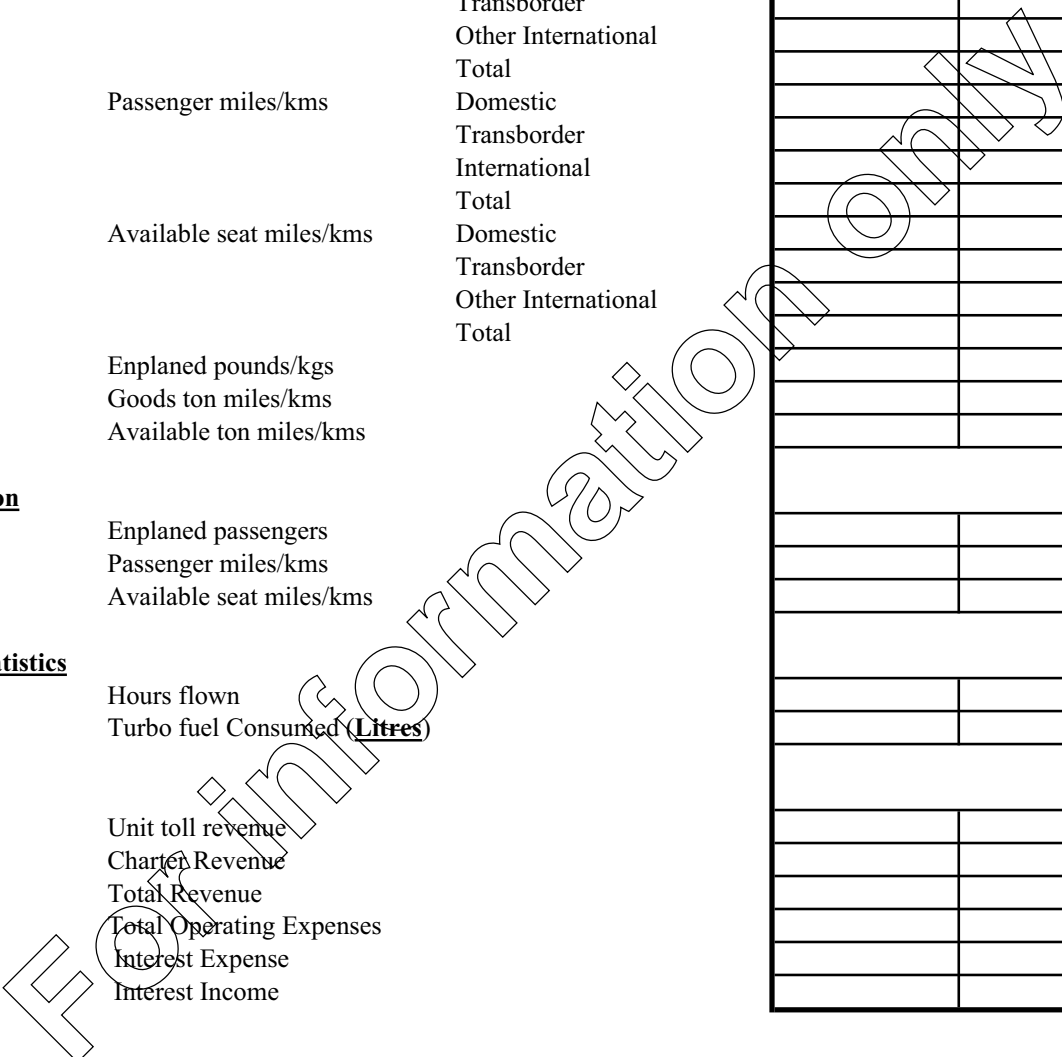
# Major Canadian Airlines - Monthly Advanced Statistics

Carrier	Month	July	Year
			Current month    Year to Date
<b><u>Unit Toll Transportation</u></b>			
Enplaned passengers	Domestic		-
	Transborder		-
	Other International		-
	Total		-
Passenger miles/kms	Domestic		-
	Transborder		-
	International		-
	Total		-
Available seat miles/kms	Domestic		-
	Transborder		-
	Other International		-
	Total		-
Enplaned pounds/kgs			-
Goods ton miles/kms			-
Available ton miles/kms			-
<b><u>Charter Transportation</u></b>			
Enplaned passengers			-
Passenger miles/kms			-
Available seat miles/kms			-
<b><u>Other Operational Statistics</u></b>			
Hours flown			-
Turbo fuel Consumed ( <b>Litres</b> )			-
<b><u>Financial</u></b>			
Unit toll revenue			-
Charter Revenue			-
Total Revenue			-
Total Operating Expenses			-
Interest Expense			-
Interest Income			-



# Major Canadian Airlines - Monthly Advanced Statistics

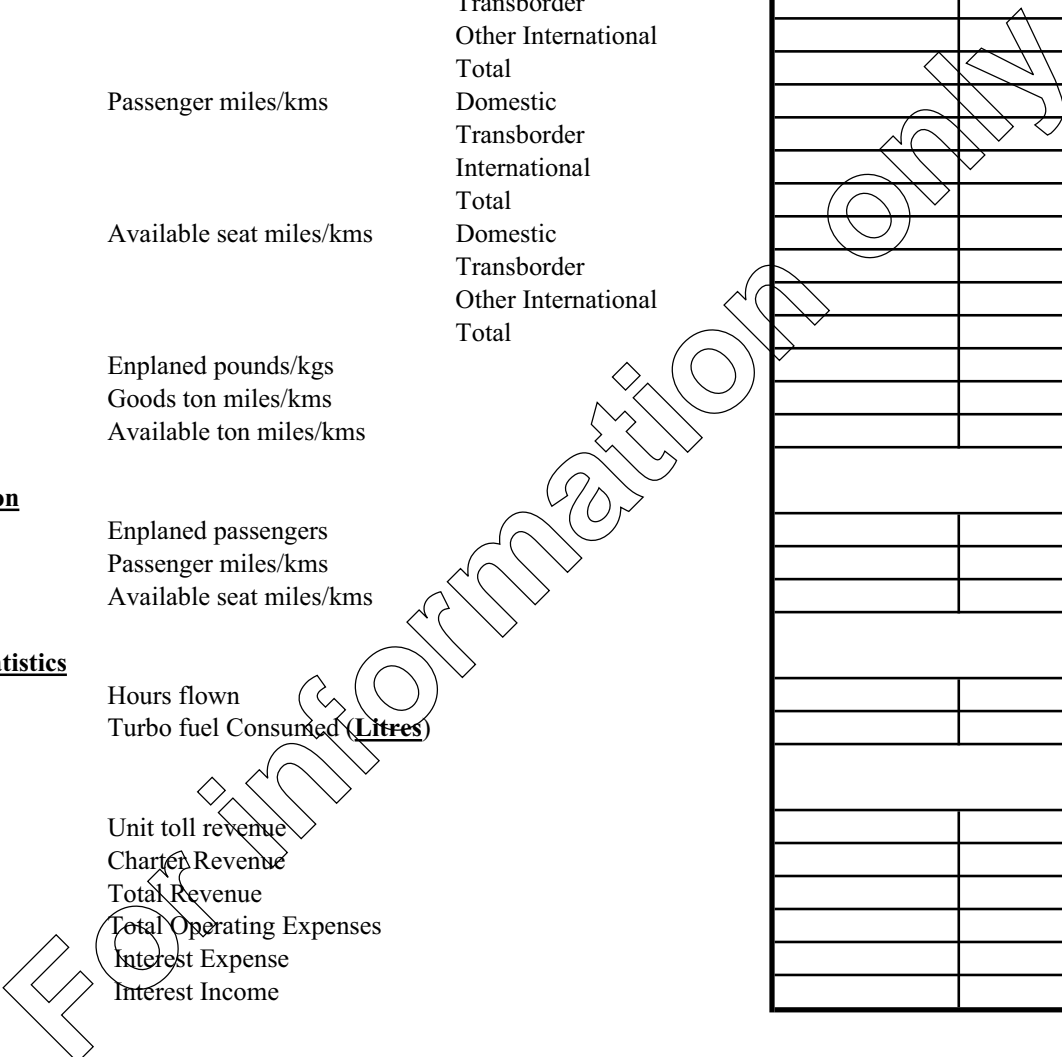
Carrier	Month	August	Year
			Current month    Year to Date
<b><u>Unit Toll Transportation</u></b>			
Enplaned passengers	Domestic		-
	Transborder		-
	Other International		-
	Total		-
Passenger miles/kms	Domestic		-
	Transborder		-
	International		-
	Total		-
Available seat miles/kms	Domestic		-
	Transborder		-
	Other International		-
	Total		-
Enplaned pounds/kgs			-
Goods ton miles/kms			-
Available ton miles/kms			-
<b><u>Charter Transportation</u></b>			
Enplaned passengers			-
Passenger miles/kms			-
Available seat miles/kms			-
<b><u>Other Operational Statistics</u></b>			
Hours flown			-
Turbo fuel Consumed ( <b>Litres</b> )			-
<b><u>Financial</u></b>			
Unit toll revenue			-
Charter Revenue			-
Total Revenue			-
Total Operating Expenses			-
Interest Expense			-
Interest Income			-





# Major Canadian Airlines - Monthly Advanced Statistics

Carrier	Month	September	Year
			Current month    Year to Date
<b><u>Unit Toll Transportation</u></b>			
	Enplaned passengers	Domestic	-
		Transborder	-
		Other International	-
		Total	-
	Passenger miles/kms	Domestic	-
		Transborder	-
		International	-
		Total	-
	Available seat miles/kms	Domestic	-
		Transborder	-
		Other International	-
		Total	-
	Enplaned pounds/kgs		-
Goods ton miles/kms		-	
Available ton miles/kms		-	
<b><u>Charter Transportation</u></b>			
	Enplaned passengers		-
	Passenger miles/kms		-
	Available seat miles/kms		-
<b><u>Other Operational Statistics</u></b>			
	Hours flown		-
	Turbo fuel Consumed ( <b>Litres</b> )		-
<b><u>Financial</u></b>			
	Unit toll revenue		-
	Charter Revenue		-
	Total Revenue		-
	Total Operating Expenses		-
	Interest Expense		-
	Interest Income		-

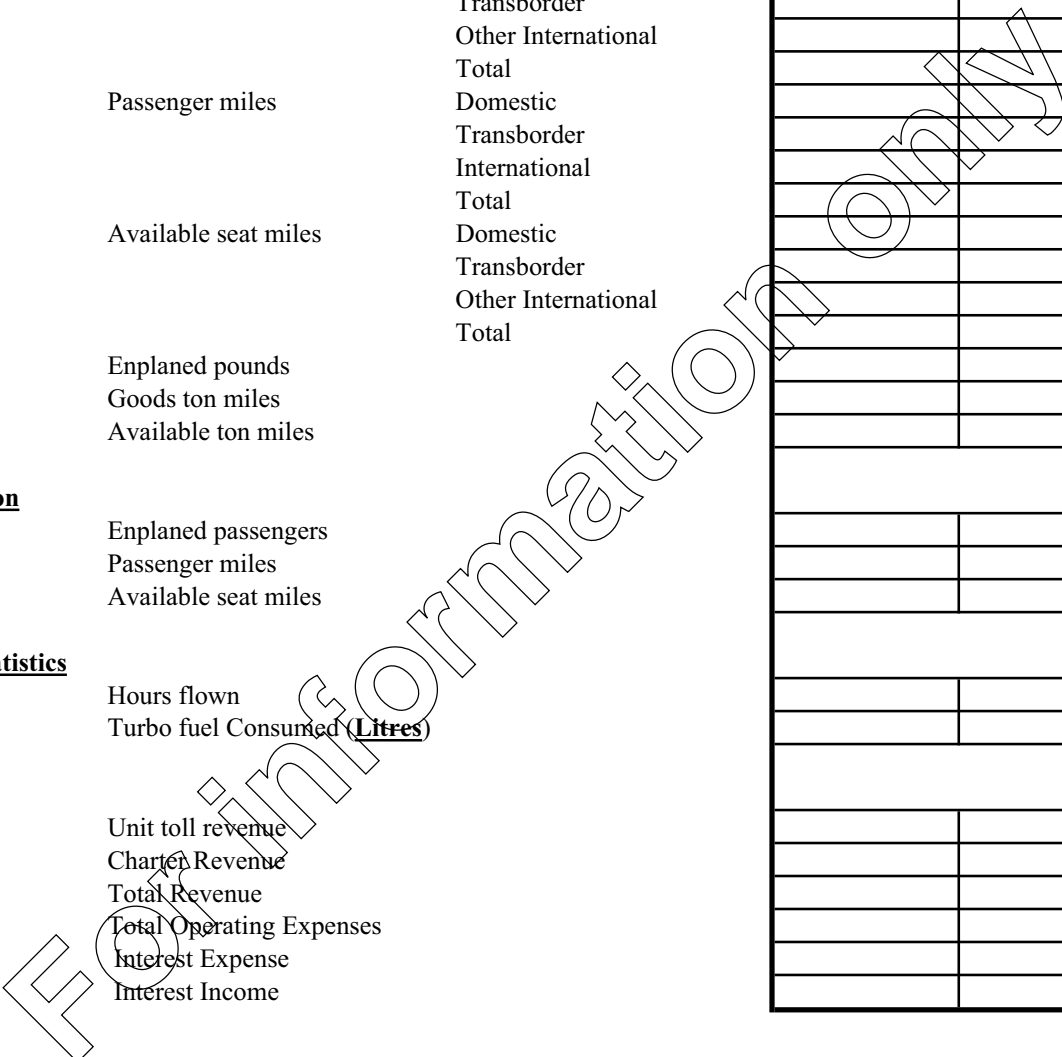


# Major Canadian Airlines - Monthly Advanced Statistics

Carrier	Month	October	Year
			Current month    Year to Date
<b><u>Unit Toll Transportation</u></b>			
Enplaned passengers	Domestic		-
	Transborder		-
Passenger miles	Other International		-
	Total		-
	Domestic		-
Available seat miles	Transborder		-
	International		-
	Total		-
	Domestic		-
Enplaned pounds			-
Goods ton miles			-
Available ton miles			-
<b><u>Charter Transportation</u></b>			
Enplaned passengers			-
Passenger miles			-
Available seat miles			-
<b><u>Other Operational Statistics</u></b>			
Hours flown ( <b>Revenue</b> )			-
Turbo fuel Consumed ( <b>Litres</b> )			-
<b><u>Financial</u></b>			
Unit toll revenue			-
Charter Revenue			-
Total Revenue			-
Total Operating Expenses			-
Interest Expense			-
Interest Income			-

# Major Canadian Airlines - Monthly Advanced Statistics

Carrier	Month	November	Year
			Current month    Year to Date
<b><u>Unit Toll Transportation</u></b>			
Enplaned passengers	Domestic		-
	Transborder		-
Passenger miles	Other International		-
	Total		-
	Domestic		-
Available seat miles	Transborder		-
	International		-
	Total		-
	Domestic		-
Enplaned pounds			-
Goods ton miles			-
Available ton miles			-
<b><u>Charter Transportation</u></b>			
Enplaned passengers			-
Passenger miles			-
Available seat miles			-
<b><u>Other Operational Statistics</u></b>			
Hours flown			-
Turbo fuel Consumed (Litres)			-
<b><u>Financial</u></b>			
Unit toll revenue			-
Charter Revenue			-
Total Revenue			-
Total Operating Expenses			-
Interest Expense			-
Interest Income			-



# Major Canadian Airlines - Monthly Advanced Statistics

Carrier	Month	December	Year
			Current month    Year to Date
<b><u>Unit Toll Transportation</u></b>			
Enplaned passengers	Domestic		-
	Transborder		-
Passenger miles/kilom	Other International		-
	Total		-
	Domestic		-
Available seat miles/kilo	Transborder		-
	International		-
	Total		-
	Domestic		-
Enplaned pounds	Transborder		-
Goods ton miles	Other International		-
Available ton miles	Total		-
<b><u>Charter Transportation</u></b>			
Enplaned passengers			-
Passenger miles			-
Available seat miles			-
<b><u>Other Operational Statistics</u></b>			
Hours flown			-
Turbo fuel Consumed (Litres)			-
<b><u>Financial</u></b>			
Unit toll revenue			-
Charter Revenue			-
Total Revenue			-
Total Operating Expenses			-
Interest Expense			-
Interest Income			-

