

Table 1/Tableau 1

Respiratory Virus Detections/Isolations for the week ending April 22, 2006 (Reporting Week 200616)
 Détection/isolement de virus des voies respiratoires pour la semaine se terminant le 22 avril 2006 (Code hebdomadaire 200616)

| Reporting Laboratory Laboratoire rapporteur | Flu/Grippe Test | Flu/Grippe A Pos. | Flu/Grippe B Pos. | R.S.V. Test | R.S.V. Pos. | PIV Test | PIV 1 Pos. | PIV 2 Pos. | PIV 3 Pos. | PIV 4 Pos. | Other/Autre PIV Pos. | Adeno Test | Adeno Pos. |
|--|--------------------|----------------------|----------------------|----------------|----------------|-------------|---------------|---------------|---------------|---------------|-------------------------|---------------|---------------|
| Newfoundland./Terre-Neuve | 47 | 1 | 0 | 14 | 2 | 2 | 0 | 0 | 1 | 0 | 0 | 5 | 0 |
| Prince Edward Island./ Île-du-Prince-Édouard | 0 | 0 | 0 | 5 | 0 | 0 | 0 | 0 | 0 | 0 | 0 | 0 | 0 |
| Nova Scotia/Nouvelle-Écosse | 32 | 1 | 3 | 32 | 6 | 14 | 0 | 0 | 0 | 0 | 0 | 14 | 1 |
| New Brunswick/Nouveau-Brunswick | 106 | 14 | 34 | 89 | 2 | 84 | 0 | 0 | 0 | 0 | 0 | 84 | 2 |
| Atlantic/Atlantique | 185 | 16 | 37 | 140 | 10 | 100 | 0 | 0 | 1 | 0 | 0 | 103 | 3 |
| Région Nord-Est | 75 | 18 | 1 | 14 | 5 | 0 | 0 | 0 | 0 | 0 | 0 | 0 | 0 |
| Québec-Chaudière-Appalaches | 145 | 17 | 1 | 133 | 16 | 69 | 1 | 1 | 0 | 0 | 0 | 92 | 4 |
| Centre-du-Québec | 168 | 41 | 11 | 39 | 8 | 12 | 0 | 0 | 0 | 0 | 0 | 12 | 0 |
| Montréal-Laval | 285 | 27 | 4 | 196 | 14 | 166 | 1 | 0 | 3 | 0 | 0 | 168 | 5 |
| Ouest du Québec | 54 | 11 | 3 | 4 | 3 | 0 | 0 | 0 | 0 | 0 | 0 | 0 | 0 |
| Montérégie | 25 | 2 | 0 | 9 | 3 | 0 | 0 | 0 | 0 | 0 | 0 | 0 | 0 |
| Province of/de Québec | 752 | 116 | 20 | 395 | 49 | 247 | 2 | 1 | 3 | 0 | 0 | 272 | 9 |
| Ottawa P.H.L. | - | - | - | - | - | - | - | - | - | - | - | - | - |
| CHEO/HEEO - Ottawa | - | - | - | - | - | - | - | - | - | - | - | - | - |
| Kingston | 32 | 7 | 2 | 32 | 3 | 32 | 1 | 0 | 0 | 0 | 0 | 32 | 0 |
| Toronto Medical Laboratory | 31 | 0 | 0 | 31 | 0 | 31 | 0 | 0 | 0 | 0 | 0 | 31 | 0 |
| C.P.H.L. - Toronto | 209 | 20 | 4 | 212 | 6 | 186 | 0 | 0 | 0 | 0 | 0 | 186 | 2 |
| Sick Kids/Hospital - Toronto | 106 | 9 | 1 | 106 | 2 | 106 | 0 | 0 | 0 | 0 | 0 | 106 | 2 |
| Sunnybrook & Women's College HSC | 23 | 3 | 0 | 23 | 0 | 23 | 0 | 0 | 0 | 0 | 0 | 23 | 0 |
| Sault Ste. Marie | 7 | 1 | 1 | 7 | 0 | 7 | 0 | 0 | 0 | 0 | 0 | 7 | 0 |
| Timmins | 10 | 0 | 0 | 10 | 1 | 10 | 0 | 0 | 0 | 0 | 0 | 10 | 0 |
| St. Joseph's - London | 19 | 2 | 0 | 19 | 5 | 19 | 0 | 0 | 0 | 0 | 0 | 19 | 0 |
| London P.H.L. | 87 | 14 | 7 | 87 | 12 | 87 | 3 | 3 | 2 | 0 | 0 | 87 | 2 |
| Orillia P.H.L. | 40 | 5 | 3 | 40 | 3 | 40 | 0 | 0 | 1 | 0 | 0 | 40 | 0 |
| Windsor | 9 | 3 | 0 | 9 | 0 | 9 | 0 | 0 | 0 | 0 | 0 | 9 | 0 |
| Thunder Bay | 7 | 0 | 0 | 7 | 0 | 7 | 0 | 0 | 0 | 0 | 0 | 7 | 0 |
| Sudbury P.H.L. | 12 | 0 | 1 | 12 | 1 | 12 | 0 | 0 | 0 | 0 | 0 | 12 | 1 |
| Hamilton P.H.L. | 24 | 1 | 0 | 25 | 2 | 24 | 0 | 0 | 0 | 0 | 0 | 24 | 0 |
| Peterborough P.H.L. | 47 | 1 | 2 | 47 | 5 | 47 | 0 | 0 | 0 | 0 | 0 | 47 | 0 |
| Province of/de l'Ontario | 663 | 66 | 21 | 667 | 40 | 640 | 4 | 3 | 3 | 0 | 0 | 640 | 7 |
| Manitoba | 68 | 8 | 0 | 71 | 9 | 59 | 1 | 0 | 0 | 0 | 0 | 59 | 3 |
| Regina | 135 | 18 | 3 | 135 | 22 | 135 | 0 | 1 | 0 | 0 | 0 | 135 | 5 |
| Saskatoon | 18 | 4 | 0 | 18 | 4 | 18 | 0 | 0 | 0 | 0 | 0 | 18 | 0 |
| Province of/de la Saskatchewan | 153 | 22 | 3 | 153 | 26 | 153 | 0 | 1 | 0 | 0 | 0 | 153 | 5 |
| Calgary | 174 | 3 | 1 | 85 | 8 | 86 | 0 | 0 | 0 | 0 | 2 | 69 | 1 |
| Edmonton | 379 | 27 | 1 | 380 | 29 | 379 | 0 | 0 | 0 | 0 | 46 | 181 | 28 |
| Province of/de l'Alberta | 553 | 30 | 2 | 465 | 37 | 465 | 0 | 0 | 0 | 0 | 48 | 250 | 29 |
| Prairies | 774 | 60 | 5 | 689 | 72 | 677 | 1 | 1 | 0 | 0 | 48 | 462 | 37 |
| British Columbia/Colombie-Britannique | 98 | 9 | 3 | 98 | 2 | 98 | 0 | 0 | 0 | 0 | 0 | 98 | 1 |
| CANADA | 2472 | 267 | 86 | 1989 | 173 | 1762 | 7 | 5 | 7 | 0 | 48 | 1575 | 57 |

Also available at: <http://www.phac-aspc.gc.ca/bid-bmi/dsd-dsm/rvdi-divr/index-html>

Aussi disponible sur le site: http://www.phac-aspc.gc.ca/bid-bmi/dsd-dsm/rvdi-divr/index_f.html

Table 2/Tableau 2

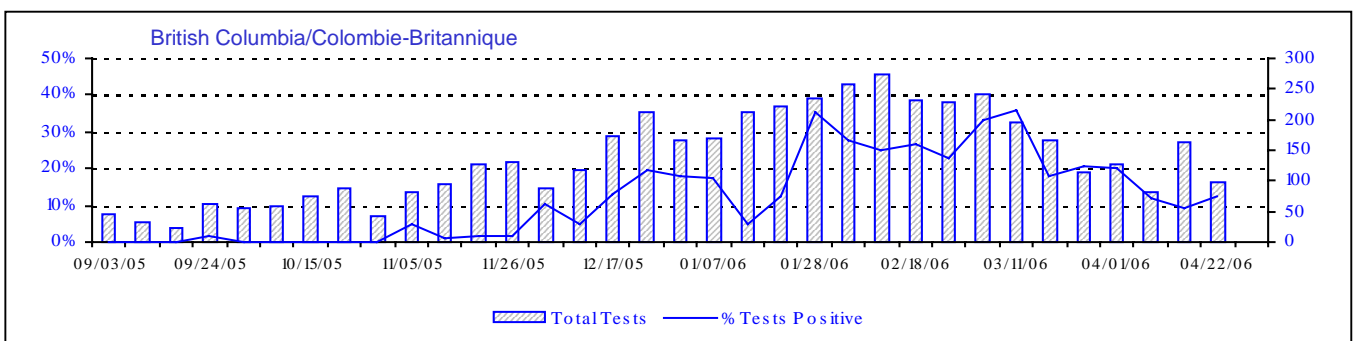
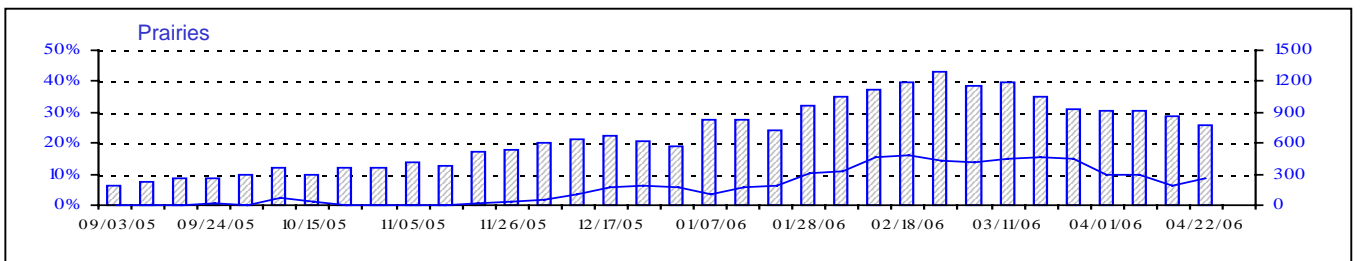
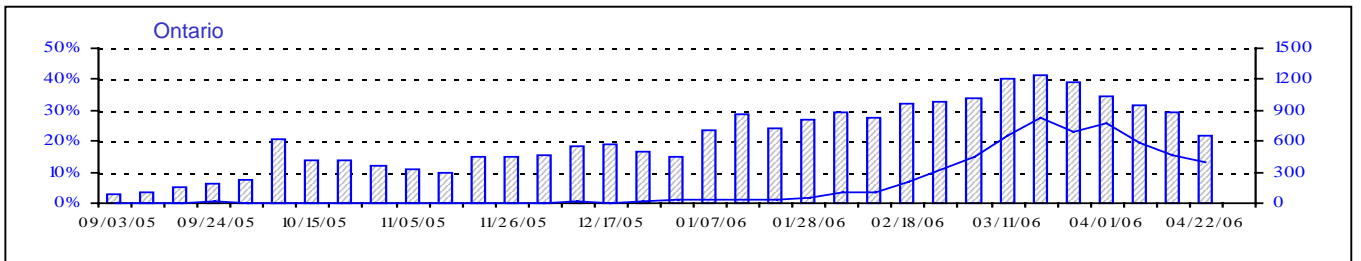
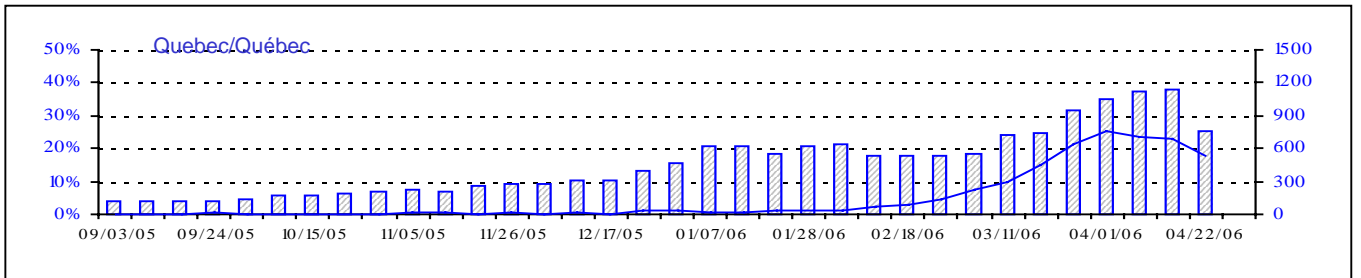
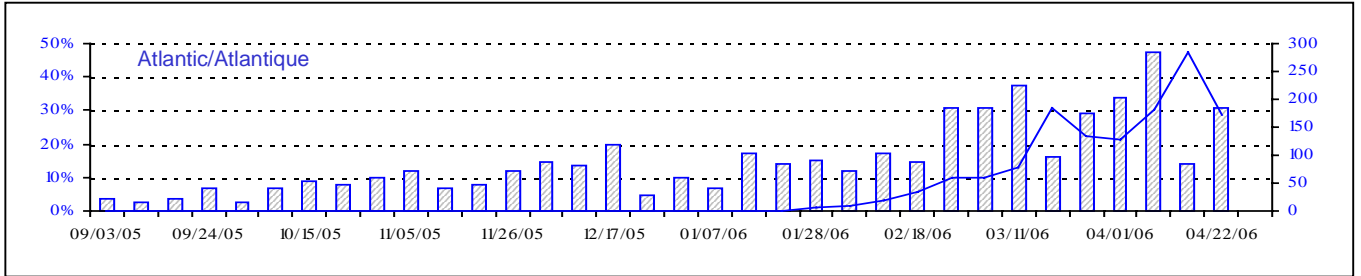
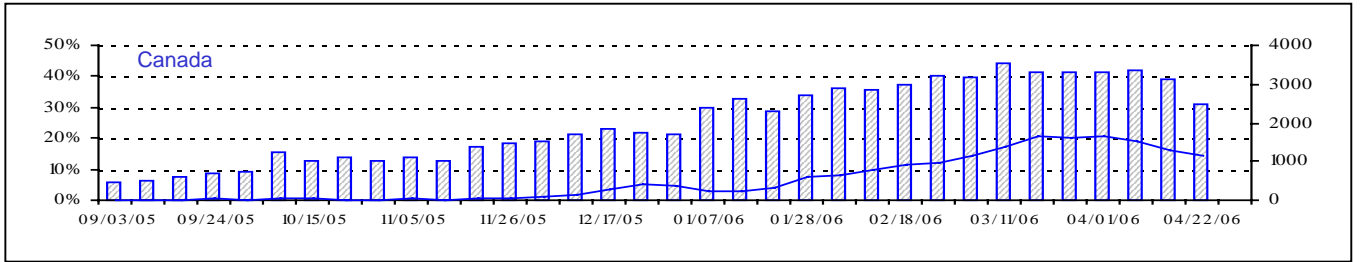
Respiratory Virus Detections/Isolations for the period August 28, 2005 - April 22, 2006
 Détection/isolement de virus des voies respiratoires pour la période du 28 août 2005 - 22 avril 2006
 (Reporting Weeks 200535 -200616/Code hebdomadaire 200535-200616)

| Reporting Laboratory Laboratoire rapporteur | Flu/Grippe Test | Flu/Grippe A Pos. | Flu/Grippe B Pos. | R.S.V. Test | R.S.V. Pos. | PIV Test | PIV 1 Pos. | PIV 2 Pos. | PIV 3 Pos. | PIV 4 Pos. | Other/Autre PIV Pos. | Adeno Test | Adeno Pos. |
|--|--------------------|----------------------|----------------------|----------------|----------------|-------------|---------------|---------------|---------------|---------------|-------------------------|---------------|---------------|
| Newfoundland./Terre-Neuve | 824 | 24 | 34 | 267 | 45 | 71 | 0 | 0 | 1 | 0 | 0 | 97 | 3 |
| Prince Edward Island./ Île-du-Prince-Édouard | 122 | 2 | 0 | 288 | 66 | 122 | 1 | 0 | 1 | 0 | 1 | 117 | 17 |
| Nova Scotia/Nouvelle-Écosse | 910 | 19 | 84 | 909 | 42 | 733 | 28 | 4 | 5 | 0 | 0 | 733 | 24 |
| New Brunswick/Nouveau-Brunswick | 1279 | 41 | 162 | 812 | 11 | 794 | 7 | 2 | 8 | 0 | 0 | 780 | 22 |
| Atlantic/Atlantique | 3135 | 86 | 280 | 2276 | 164 | 1720 | 36 | 6 | 15 | 0 | 1 | 1727 | 66 |
| Région Nord-Est | 1181 | 124 | 29 | 371 | 69 | 0 | 0 | 0 | 0 | 0 | 0 | 0 | 0 |
| Québec-Chaudière-Appalaches | 2410 | 114 | 22 | 2921 | 238 | 1748 | 29 | 12 | 2 | 1 | 0 | 2425 | 105 |
| Centre-du-Québec | 2487 | 342 | 42 | 1158 | 232 | 253 | 2 | 0 | 1 | 0 | 0 | 261 | 11 |
| Montréal-Laval | 7969 | 468 | 34 | 8101 | 1185 | 6370 | 67 | 48 | 55 | 5 | 0 | 6641 | 148 |
| Ouest du Québec | 934 | 150 | 19 | 397 | 114 | 0 | 0 | 0 | 0 | 0 | 0 | 0 | 0 |
| Montréal | 842 | 95 | 4 | 512 | 149 | 0 | 0 | 0 | 0 | 0 | 0 | 0 | 0 |
| Province of/de Québec | 15823 | 1293 | 150 | 13460 | 1987 | 8371 | 98 | 60 | 58 | 6 | 0 | 9327 | 264 |
| Ottawa P.H.L. | 155 | 16 | 1 | 80 | 2 | 0 | 0 | 0 | 0 | 0 | 0 | 0 | 0 |
| CHEO/HEEO - Ottawa | 1548 | 132 | 15 | 1538 | 255 | 1538 | 6 | 0 | 2 | 0 | 0 | 1538 | 11 |
| Kingston | 1239 | 94 | 44 | 1239 | 63 | 1239 | 17 | 25 | 0 | 0 | 0 | 1239 | 4 |
| Toronto Medical Laboratory | 1091 | 34 | 13 | 1091 | 53 | 1091 | 5 | 1 | 0 | 0 | 0 | 1093 | 5 |
| C.P.H.L. - Toronto | 6913 | 238 | 325 | 7394 | 358 | 6372 | 112 | 69 | 9 | 0 | 0 | 6372 | 52 |
| Sick Kids' Hospital - Toronto | 2638 | 98 | 150 | 3005 | 298 | 3320 | 48 | 28 | 8 | 0 | 0 | 3320 | 29 |
| Sunnybrook & Women's College HSC | 398 | 16 | 5 | 398 | 22 | 398 | 0 | 5 | 6 | 0 | 0 | 398 | 0 |
| Sault Ste. Marie | 206 | 14 | 11 | 206 | 5 | 206 | 6 | 0 | 1 | 0 | 0 | 206 | 2 |
| Timmins | 408 | 9 | 22 | 408 | 7 | 398 | 21 | 2 | 5 | 0 | 0 | 402 | 5 |
| St.Joseph's-London | 782 | 22 | 9 | 782 | 140 | 782 | 3 | 3 | 1 | 0 | 17 | 782 | 6 |
| London P.H.L. | 2657 | 153 | 226 | 2657 | 156 | 2657 | 79 | 37 | 9 | 0 | 0 | 2657 | 11 |
| Orillia P.H.L. | 1102 | 44 | 51 | 1102 | 43 | 1102 | 30 | 30 | 1 | 0 | 0 | 1102 | 20 |
| Windsor | 492 | 43 | 15 | 460 | 4 | 362 | 1 | 2 | 1 | 0 | 0 | 356 | 3 |
| Thunder Bay | 211 | 6 | 11 | 147 | 0 | 211 | 13 | 4 | 0 | 0 | 0 | 211 | 7 |
| Sudbury P.H.L. | 348 | 7 | 16 | 348 | 17 | 348 | 14 | 9 | 0 | 0 | 0 | 360 | 4 |
| Hamilton P.H.L. | 355 | 13 | 1 | 436 | 32 | 285 | 4 | 0 | 0 | 0 | 0 | 265 | 0 |
| Peterborough P.H.L. | 976 | 55 | 88 | 976 | 82 | 976 | 26 | 16 | 0 | 0 | 0 | 976 | 5 |
| Province of/de l'Ontario | 21519 | 994 | 1003 | 22267 | 1537 | 21285 | 385 | 231 | 43 | 0 | 17 | 21277 | 164 |
| Manitoba | 1938 | 61 | 27 | 1895 | 49 | 1748 | 33 | 3 | 1 | 0 | 0 | 1748 | 33 |
| Regina | 4383 | 301 | 240 | 4383 | 119 | 4383 | 150 | 1 | 4 | 1 | 0 | 4383 | 116 |
| Saskatoon | 777 | 59 | 42 | 639 | 19 | 777 | 0 | 0 | 0 | 0 | 21 | 777 | 14 |
| Province of/de la Saskatchewan | 5160 | 360 | 282 | 5022 | 138 | 5160 | 150 | 1 | 4 | 1 | 21 | 5160 | 130 |
| Calgary | 5220 | 228 | 243 | 4182 | 196 | 4172 | 0 | 0 | 0 | 0 | 109 | 3370 | 139 |
| Edmonton | 10959 | 432 | 362 | 11136 | 679 | 10837 | 9 | 0 | 0 | 0 | 728 | 5116 | 345 |
| Province of/de l'Alberta | 16179 | 660 | 605 | 15318 | 875 | 15009 | 9 | 0 | 0 | 0 | 837 | 8486 | 484 |
| Prairies | 23277 | 1081 | 914 | 22235 | 1062 | 21917 | 192 | 4 | 5 | 1 | 858 | 15394 | 647 |
| British Columbia/Colombie-Britannique | 4685 | 460 | 329 | 4685 | 33 | 4685 | 62 | 4 | 4 | 0 | 0 | 4685 | 42 |
| CANADA | 68439 | 3914 | 2676 | 64923 | 4783 | 57978 | 773 | 305 | 125 | 7 | 876 | 52410 | 1183 |

Also available at: <http://www.phac-aspc.gc.ca/bid-bmi/dsd-dsm/rvdi-divr/index.html>

Aussi disponible sur le site: http://www.phac-aspc.gc.ca/bid-bmi/dsd-dsm/rvdi-divr/index_f.html

Positive Influenza Tests (%) in Canada by Region by Week of Report
 Détection du virus grippal au Canada, tests positifs (%) par région
 par semaine de déclaration



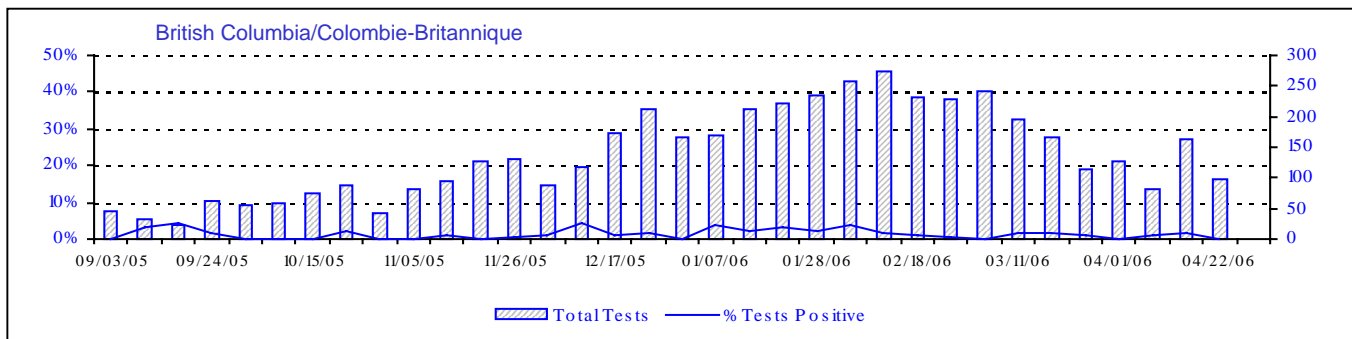
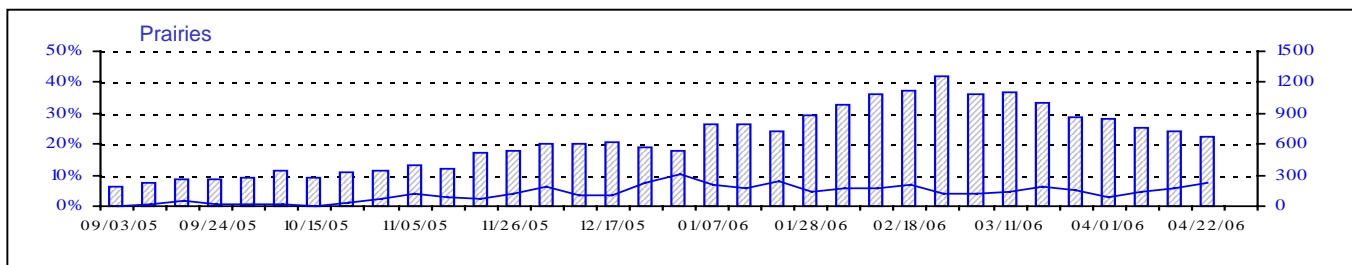
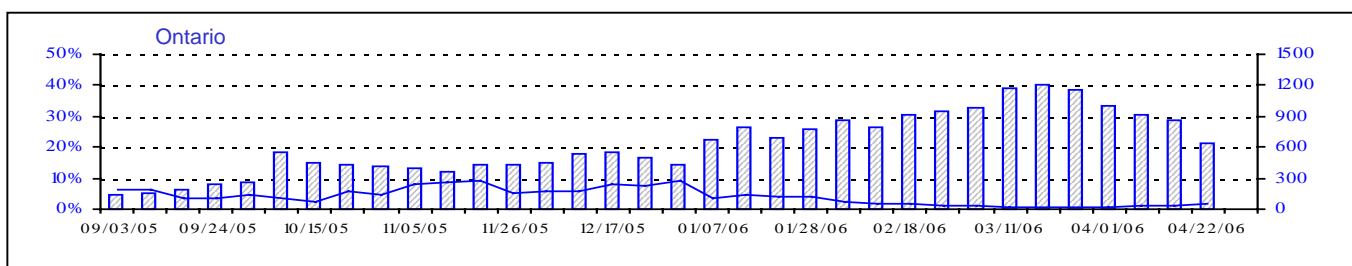
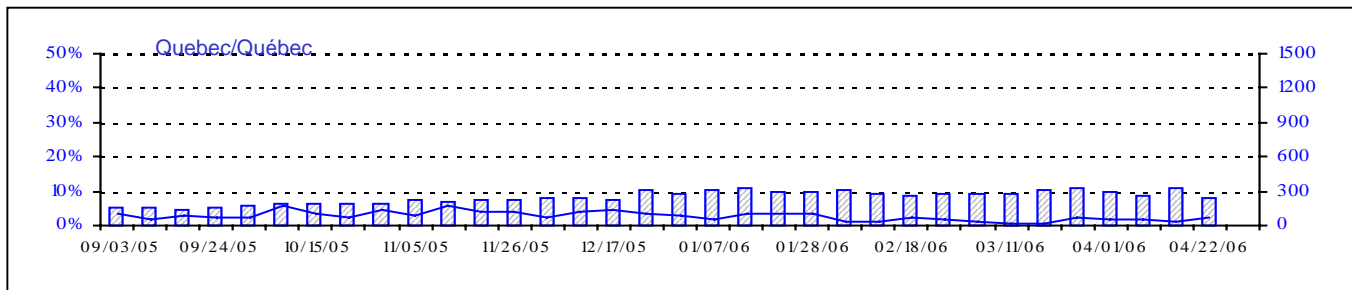
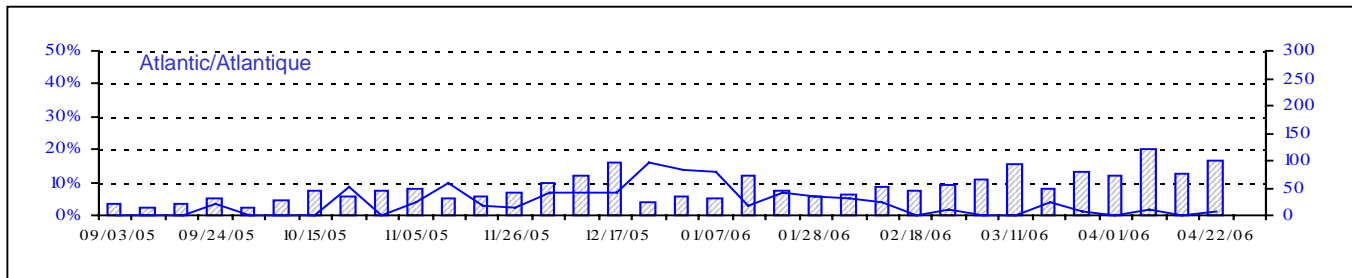
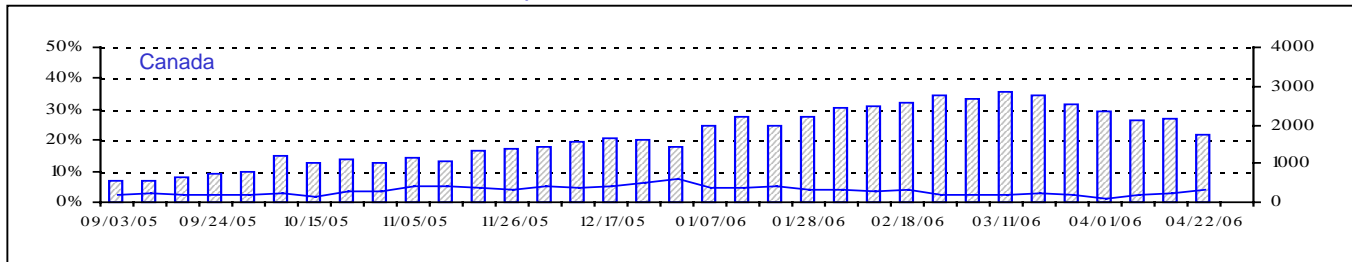
Total Tests Total

▨ Total Tests — % Tests Positive

Positive RSV Tests (%) in Canada by Region by Week of Report
 Détection du virus respiratoire syncytial au Canada, tests positifs (%) par région
 par semaine de déclaration



Positive Parainfluenza Tests (%) in Canada by Region by Week of Report
 Détection du virus parainfluenza au Canada, tests positifs (%) par région
 par semaine de déclaration



Total Tests Total

▨ Total Tests — % Tests Positive

Positive Adenovirus Tests (%) in Canada by Region by Week of Report
 Détection des adénovirus au Canada, tests positifs (%) par région
 par semaine de déclaration

