

Apprenticeship Training

Statistics for:

April 1, 2004 – March 31, 2005



Apprenticeship Training and Skill Development Division
Skills and Learning Branch
Nova Scotia Department of Education

Overview of Apprenticeship Activities

OVERVIEW OF APPRENTICESHIP ACTIVITIES 2004–2005	
Description	Total
Active Apprentices	4383
Active Employers	3479
New Registrations	937
Cancellation of Apprenticeship Agreements	384
Certificates of Qualification Issued	719
Certificate Renewals	1633
Clients Scheduled for Technical Training	2178
Completions (Graduates) of the Program	457
Examinations Written	1066
Interprovincial Red Seals Issued	579
Reinstatement of Apprenticeship Agreements	27
Section 19 Applications Received	125
Section 19 Applications Processed	137

New Registrations

NOTE: All data presented is for the 2004/2005 reporting year unless otherwise stated.

In 2004 – 2005, 937 new apprentices and improvers were registered of which 843 were male and 32 were female. Registrations in the Carpenter and Construction Electrician occupations accounted for 30 % of all new registrations.

NEW REGISTRATIONS 2004-2005				
Trade	Actual	%	Male	Female
Automotive Service Technician	93	9.9	91	2
Automotive Service Technician (Service Station	10	1.1	10	0
Boilermaker	7	0.7	7	0
Bricklayer	9	1	9	0
Carpenter	104	11.1	103	1
Construction Electrician	177	18.9	171	6
Cook	38	4.1	18	20
Gas Fitter	19	2	19	0
Heavy Duty Equipment Technician	15	1.6	15	0
Industrial Electrician	21	2.2	18	3
Industrial Mechanic (Millwright)	33	3.5	32	1
Ironworker (Generalist)	7	0.7	7	0
Machinist	11	1.2	11	0
Motor Vehicle Body Repairer (Metal and Paint)	7	0.7	7	0
Oil Burner Mechanic	42	4.6	42	0
Painter and Decorator	7	0.7	7	0
Plumber	65	6.9	65	0
Power Engineer	39	4.2	38	1
Refrigeration and Air Conditioning Mechanic	13	1.4	13	0
Sheet Metal Worker	9	1	9	0
Sprinkler System Installer	6	0.6	6	0
Steamfitter-Pipefitter	54	5.8	54	0
Truck and Transport Mechanic	46	4.9	45	1
Welder	85	9.2	84	1
All Other Trades	20	2	20	0
TOTAL	937	100	901	36

New Registrations - Average Age

The average age of the 937 apprentices and improvers who registered last year is 29 years. Of this number the average age for apprentices is 28.5 years and 37.6 years for improvers.

APPRENTICES	AVG. AGE	OCCUPATION	IMPROVERS	AVG. AGE	TOTAL	AVG. AGE
2	31.5	Agricultural Equipment Technician	N/A	N/A	2	31.5
93	25.4	Automotive Service Technician	2	38	93	25.4
10	26.3	Automotive Service Technician (Service Station Mechanic)	N/A	N/A	10	26.3
7	25.7	Boilermaker	N/A	N/A	7	25.7
9	26.3	Bricklayer	N/A	N/A	9	26.3
103	28.2	Carpenter	1	41	104	28.3
172	27.6	Construction Electrician	5	35	177	27.9
36	29.1	Cook	2	28.5	38	29.1
19	30.6	Gas Fitter	N/A	N/A	19	30.6
15	26.3	Heavy Duty Equipment Technician	N/A	N/A	15	26.3
19	31.2	Industrial Electrician	2	39.5	21	32
4	38.2	Industrial Instrument Mechanic	N/A	N/A	4	38.2
32	29.5	Industrial Mechanic (Millwright)	1	49	33	30.1
3	30	Insulator (Heat & Frost)	N/A	N/A	3	30
7	24.6	Ironworker (Generalist)	N/A	N/A	7	24.6
11	26.4	Machinist	N/A	N/A	11	26.4
2	27.5	Metal Fabricator (Fitter)	N/A	N/A	2	27.5
7	26	Motor Vehicle Body Repairer (Metal and Paint)	N/A	N/A	7	26
42	33.2	Oil Burner Mechanic	N/A	N/A	42	33.2
7	32.3	Painter and Decorator	N/A	N/A	7	32.3
65	25.1	Plumber	N/A	N/A	65	25.1
39	36.3	Power Engineer	N/A	N/A	39	36.3
1	27	Powerline Technician (Lineman)	N/A	N/A	1	27
13	26.2	Refrigeration and Air Conditioning Mechanic	N/A	N/A	13	26.2
5	42.6	Refrigeration Plant Operator - Stationary Engineer	N/A	N/A	5	42.6
3	30.7	Restoration Stone Mason	N/A	N/A	3	30.7
9	23.9	Sheet Metal Worker	N/A	N/A	9	23.9
6	31.7	Sprinkler System Installer	N/A	N/A	6	31.7
37	28.7	Steamfitter-Pipefitter	17	40.5	54	32.4
46	26.3	Truck and Transport Mechanic	N/A	N/A	46	26.3
59	32.3	Welder	26	37.6	85	33.4
881	28.5		56	37.6	937	29

Education / Training History of New Apprentices

The Apprenticeship Training Division concluded an analysis of the education/training history of the 937 apprentices and improvers who registered to the Apprenticeship Program in the period April 1, 2004 to March 31, 2005. The table below provides a synopsis of the 612 new registrants to the Apprenticeship Program who engaged in related post-secondary and vocational training.

EDUCATION/TRAINING HISTORY OF NEW APPRENTICES Registered from April 1, 2004—March 31, 2005		
Nova Scotia Community College (NSCC)		
Campus Not Specified	28	
Akerley Campus	104	
Annapolis Campus	2	
Burridge Campus	26	
Colchester Campus	7	
Cumberland Campus	6	
Halifax Campus	10	
Institute of Technology Campus	82	
Kingstec Campus	63	
Lunenburg Campus	35	
Marconi Campus	30	
Nautical Institute	1	
Pictou Campus	38	
Shelburne Campus	1	
Strait Area Campus	45	
Sydney Campus	2	
Truro Campus	1	
Sub-total NSCC	481	481
Memorial Composite High School	9	
Private Career Colleges	17	
UCCB - Sydney	30	
Universities	26	
Vocational Schools - not specified	15	
Sub-total from Nova Scotia Training Facilities	97	97
Community College - Alberta - All Campuses	4	
Community College - British Columbia - All Campuses	6	
Community College - Newfoundland - All Campuses	5	
Community College - New Brunswick - All Campuses	7	
Community College - Ontario - All Campuses	7	

Holland College/Culinary Institute	5	
Sub-Total from Out-of-Province Training Facilities	34	34
Grand Total of Graduates from post-secondary programs		612
Number of New Registrations April 1, 2004 - March 31, 2005		937
Percentage of new registrations from post-secondary programs		65%

Cancellations

384 apprentices were cancelled from the Apprenticeship Program for various reasons.

REASON FOR CANCELLATION	NUMBER	PERCENTAGE
Insufficient Theory Progress	87	22.7
Unable to Locate	98	25.5
Not Trade Employed	71	18.5
Left the Employer	11	2.8
Left the Province	25	6.5
At own request	28	7.3
Employer Termination of Agreement	21	5.5
Transfer of Apprenticeship	25	6.5
Other	18	4.7
TOTAL	384	100%

Reinstatements

27 cancelled apprentices were reactivated to the Apprenticeship Program.

Completions (Graduates) of the Program

A total of 457 apprentices graduated from the Apprenticeship Program, of which 446 were male and 11 were female.

COMPLETIONS (GRADUATES) OF THE PROGRAM			
Occupation	Graduates	Male	Female
Agricultural Equipment Technician	2	2	0
Automotive Service Technician	59	58	1
Automotive Service Technician (Service Station Mechanic)	4	4	0
Boilermaker	10	9	1
Bricklayer	1	1	0
Carpenter	17	17	0
Construction Electrician	73	73	0
Cook	19	13	6
Gas Fitter	8	8	0
Heavy Duty Equipment Technician	11	11	0
Industrial Electrician	5	5	0
Industrial Instrument Mechanic	1	1	0
Industrial Mechanic (Millwright)	25	25	0
Ironworker (Generalist)	7	7	0
Machinist	14	14	0
Motor Vehicle Body Repairer (Metal and Paint)	2	2	0
Oil Burner Mechanic	11	11	0
Plumber	56	53	3
Powerline Technician	13	13	0
Refrigeration & Air Conditioning Mechanic	17	17	0
Sheet Metal Worker	5	5	0
Sprinkler System Installer	8	8	0
Steamfitter-Pipefitter	12	12	0
Truck and Transport Mechanic	19	19	0
Welder	58	58	0
TOTAL	457	446	11

Technical Training

1455 apprentices attended technical training at the Nova Scotia Community College and the University College of Cape Breton. In addition, 672 apprentices registered for technical training on the Internet through the Virtual Campus and 51 apprentices accessed training through their labour organization. The additional 87 clients who accessed training in 2004 – 2005 represent a 4.2% increase over 2003-2004.

TECHNICAL TRAINING							
Facility	1999-2000	2000-2001	2001-2002	2002-2003	2003-2004	2004-2005	Change from Previous Year
UCCB	268	311	286	299	233	205	-28
NSCC	955	912	912	1045	1218	1250	+32
UA Plumbers & Pipefitters			46	27	23	51	+28
Virtual Campus (NSCC)	305	461	572	608	617	672	+55
TOTAL	1528	1684	1816	1979	2091	2178	+87

Active Apprentices at Year End

On March 31, 2005, 4383 apprentices actively participated in the Apprenticeship Program. Of these, 197 were female and 4186 were male.

ACTIVE APPRENTICES AT YEAR END						
	2000-2001	2001-2002	2002-2003	2003-2004	2004-2005	Change from Previous Year
Male	3872	4355	4572	4130	4186	56
Female	198	231	238	197	197	0
TOTAL	4070	4586	4810	4327	4383	+56

Summary Totals of Active Apprentices

OCCUPATION	TOTAL	# MALE	%	# FEMALE	%
Agricultural Equipment Technician	9	9	100	0	0
Automotive Service Technician	554	543	98	11	2
Automotive Service Technician - Front End and Brakes	11	11	100	0	0
Automotive Service Technician -Service Station Mechanic	44	44	100	0	0
Boilermaker	31	31	100	0	0
Bricklayer	45	44	98	1	2
Carpenter	575	557	97	18	3
Construction Electrician	806	792	98	14	2
Cook	260	148	57	113	43
Gas Fitter	42	42	100	0	0
Heavy Duty Equipment Technician	47	47	100	0	0
Industrial Electrician	138	132	96	6	4
Industrial Instrument Mechanic	26	25	94	1	4
Industrial Mechanic (Millwright)	148	146	99	2	1
Insulator (Heat & Frost)	3	3	100	0	0
Ironworker (Generalist)	39	39	100	0	0
Machinist	113	110	97	3	3
Metal Fabricator (Fitter)	32	30	94	2	6
Motor Vehicle Repairer (Metal and Paint)	27	27	100	0	0
Oil Burner Mechanic	156	156	100	0	0
Painter and Decorator	30	29	97	1	30
Plumber	352	348	99	4	1
Power Engineer	135	131	97	4	3
Powerline Technician	30	29	97	1	3
Refrigeration and Air Conditioning Mechanic	81	79	98	2	2
Refrigeration Plant Operator - Power Engineer	32	30	94	2	6
Restoration Stone Mason	3	3	100	0	0
Sheet Metal Worker	72	72	100	0	0
Sprinkler System Installer	46	46	100	0	0
Steamfitter-Pipefitter	190	182	96	8	4
Truck and Transport Mechanic	188	187	99	1	1
Welder	118	115	97	3	3
TOTAL	4383	4187	95%	197	5%

Section 30 (Trade Qualifiers) Applications

Section 30 of the General Regulations under *the Apprenticeship and Trades Qualifications Act* provides the opportunity for long-time trade practitioners to receive certification if they meet defined criteria:

- employed in the trade for the period set out in the Trade Regulations;
- recommended for a Certificate of Qualification by two persons who are competent in the trade and who have vouched for the candidate's skills and experience;
- competent in the skills of the trade, as determined by the Director;
- write and pass the certification examination.

During the fiscal year 2004 – 2005, 125 trade qualifiers applied under Section 30 of the General Regulations to write certification examinations. Review Committees assessed 138 files (16 from previous year); 128 were approved, 10 were denied, and 3 applications are pending. It is estimated that each application requires 4 person days to process.

SECTION 30 (TRADE QUALIFIERS) APPLICATIONS							
Applications	1999-2000	2000-2001	2001-2002	2002-2003	2003-2004	2004-2005	Change from Previous Year
Reviewed	341	477	350	250	287	138	-149
Approved	297	422	305	225	274	128	-146
Denied	44	55	45	25	13	10	-3

Trade Qualifiers

A total of 180 trade qualifiers received certification under Section 30 of the General Regulations.

TRADE QUALIFIERS			
Occupation	Trade Qualifiers	Male	Female
Appliance Service Technician	1	1	0
Automotive Painter	1	1	0
Automotive Service Technician	11	11	0
Automotive Service Technician (Service Station Mechanic)	13	13	0
Boilermaker	1	1	0
Bricklayer	3	3	0
Cabinet Maker	1	1	0
Carpenter	7	7	0
Construction Electrician	4	4	0
Cook	12	9	3
Gas Fitter Tech I	8	8	0
Gas Fitter Tech II	15	15	0
Gas Fitter Tech III	5	5	0
Hairstylist	1	0	1
Heavy Duty Equipment Technician	4	4	0
Industrial Electrician	5	5	0
Industrial Instrument Mechanic	1	1	0
Industrial Mechanic (Millwright)	1	1	0
Ironworker (Generalist)	9	9	0
Machinist	2	2	0
Motor Vehicle Body Repairer (Metal and Paint)	10	10	0
Motorcycle Mechanic	6	6	0
Oil Burner Mechanic	2	2	0
Painter and Decorator	7	7	0
Partsperson	1	1	0
Plumber	1	1	0
Refrigeration and Air Conditioning Mechanic	1	1	0
Roofer	1	1	0
Steamfitter-Pipefitter	12	12	0
Tool and Die Maker	4	4	0
Truck and Transport Mechanic	23	23	0
Welder Level "A"	6	6	0
Welder Level "C"	1	1	0
TOTAL	180	1	4

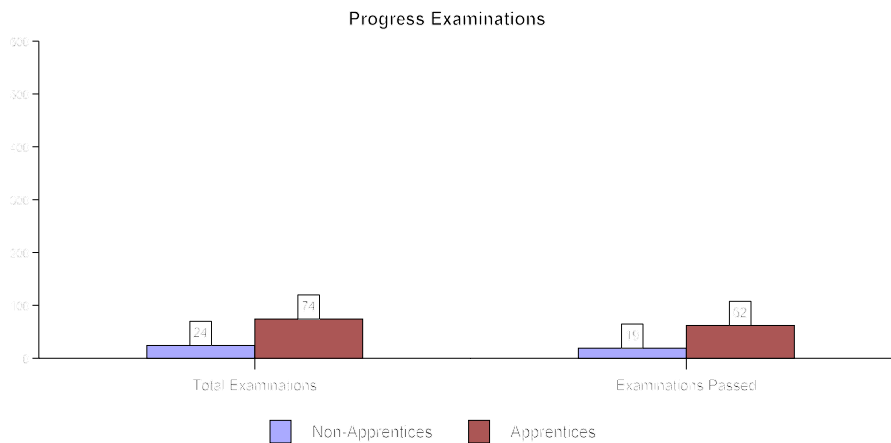
Examinations Written

During 2004 – 2005, a total of 1066 clients wrote various apprenticeship progress and certification examinations. Of that total, 98 clients wrote progress examinations, 941 apprentices and trade qualifiers wrote certification examinations, and 27 practical examinations were administered in the Gas Fitter occupation.

EXAMINATIONS WRITTEN							
Examinations	1999-2000	2000-2001	2001-2002	2002-2003	2003-2004	2004-2005	Change from Previous Year
Progress Examinations	1009	660	457	340	143	98	-45
Certification Examinations	929	1076	849	1139	902	941	+39
Practical Examinations	37	135	67	84	44	27	-17
TOTAL	1975	1870	1373	1563	1089	1066	-23

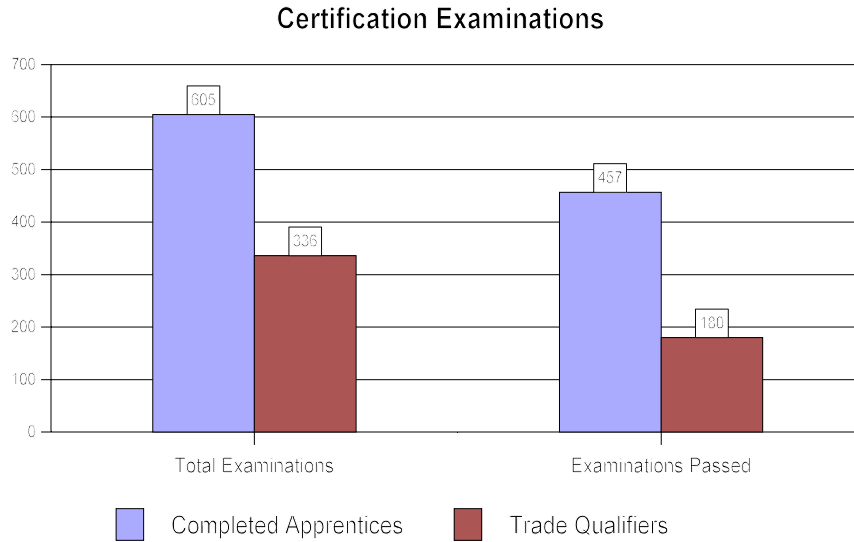
Progress Examinations

A total of 98 progress examinations were written during 2004 – 2005. Apprentices wrote 74 examinations with a pass rate of 84% (62 passed). Non-apprentices, including pre-employment and placement candidates (challenge examinations to determine placement of candidates in the Apprenticeship Program), wrote 24 examinations with a pass rate of 79% (19 passed).



Certification Examinations

A total of 941 clients wrote certification examinations during 2004 – 2005. Completed apprentices wrote 605 examinations with a pass rate of 74% (457 passed). Trade qualifiers wrote 336 examinations with a pass rate of 54% (180 passed). The success rate for trade qualifiers increases proportionately to the amount of skills upgrade training they receive.



Certificates of Qualification Issued

Certificates of Qualification are issued to apprentices who have successfully completed an apprenticeship program and to trade qualifiers who have met all the requirements of a trade and have passed the certification examinations.

In 2004 – 2005, 719 Certificates of Qualification (CQs) were issued, representing an increase of 46 from 2003 – 2004. Of these, 454 (63%) were issued to completed apprentices, and 223 (31%) were issued to trade qualifiers. The remaining 41 (6%) certificates were issued to Certificate of Qualification holders from other jurisdictions who qualified for Nova Scotia certification.

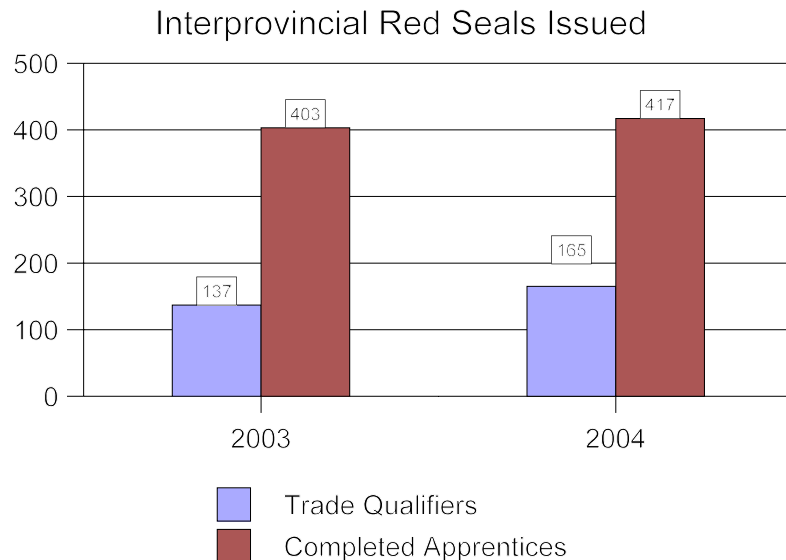
CERTIFICATES OF QUALIFICATION ISSUED							
Certificates Issued	1999-2000	2000-2001	2001-2002	2002-2003	2003-2004	2004-2005	Change from Previous Year
Completed Apprentices	288	408	341	532	408	454	+46
Trade Qualifiers	313	333	275	241	200	223	+20
Certificate Holders from Other Jurisdictions	59	44	25	27	40	41	+1
TOTAL	660	787	641	800	648	719	71

Since 1937, a total of approximately 53,000 Certificates of Qualification have been issued in the Province of Nova Scotia.

Interprovincial Red Seals Issued

The Interprovincial Standards (Red Seal) Program was established to provide greater worker mobility across Canada. It allows qualified tradespersons to practice their trades in any province or territory of Canada where the trade is designated without having to write further examinations. A total of 579 Interprovincial Red Seals were issued to qualifying candidates during the calendar year 2004. Of this number, completed apprentices received 403 Red Seals and trade qualifiers received 137. This represents a decrease of 5.8% from the previous year's figure (573).

INTERPROVINCIAL RED SEALS ISSUED							
Red Seals Issued *	1999-2000	2000-2001	2001-2002	2002-2003	2003-2004	2004-2005	Change from Previous Year
Completed Apprentices	352	404	402	400	403	417	+14
Trade Qualifiers	219	210	197	173	137	165	+28
TOTAL	571	614	599	573	0	582	42



* Red Seal Statistics as reported by Statistics Canada are based on the calendar year, January to December. This accounts for variances between this table and the previous table.