
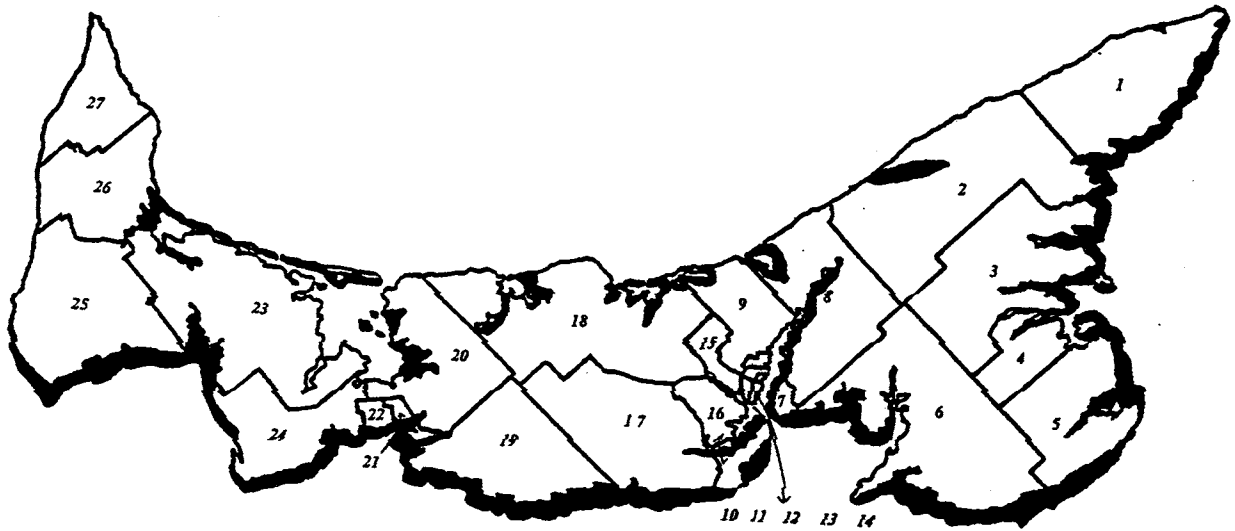


**REPORT**  
**OF THE**  
**CHIEF ELECTORAL OFFICER**  
**OF**  
**PRINCE EDWARD ISLAND**  
**1996**






**REPORT**

**OF THE**

**CHIEF ELECTORAL OFFICER**

**OF**

**PRINCE EDWARD ISLAND**



Elections P.E.I. Office  
Street Address:  
Province House Annex  
180 Richmond St., 2nd Fl.  
Charlottetown, P.E.I. C1A 1J2  
Mailing Address:  
P.O. Box 2000, Charlottetown  
Prince Edward Island  
C1A 7N8

---

17 March 1997

Honourable Wilbur MacDonald  
Speaker of the Legislative Assembly  
Province of Prince Edward Island

Dear Mr. Speaker:

I have the honour of submitting the Report of the Chief Electoral Officer pursuant to section 119 of the *Election Act*, R.S.P.E.I. 1988, Cap. E-1.1.

The Writ of Election was issued on 21 October 1996 with ordinary polling day set for 18 November 1996.

This year has seen many changes in the election process in Prince Edward Island. New legislation has been enacted and the major change was to remove the proxy method of voting and institute the mail-in ballot method of allowing resident electors temporary absent for their homes to vote for the candidate of their choice.

A new *Electoral Boundaries Act*, R.S.P.E.I. 1988 Cap. E-2.1 changed the landscape of elections in Prince Edward Island. It reduced the number of elected members from 32 members to 27 members and we now elect one member per electoral district rather than two which has been our tradition since the upper and lower house was combined into a unicameral parliament in the late 1800s. Also the electoral districts have been drawn to provide for an approximate equality of electors in each district and will be subject to review as required by the Act after each third general election—the first of which has occurred.

I would like to express my appreciation to all three parties, their leaders, candidates, staff and volunteer workers for their assistance and co-operation during the election period.

I would also like to pay tribute to my staff, returning officers and their clerks for their long hours and devotion to duty during the election period. These people, in my mind, exemplify the democratic process and it is indeed a pleasure to be associated with them.

Respectfully submitted,

A handwritten signature in black ink, appearing to read 'M. H. Wigginton', written over a horizontal line.

M. H. Wigginton  
Chief Electoral Officer

## Table of Contents

Elected Members .....	1
Provincial Totals .....	2
Declaration Day Results .....	3
Electoral District Results .....	7
Provincial General Election Summary .....	34
Municipal Elections Summary .....	35
School Board Elections	
Summary .....	36
Zone Trustees .....	37
Appendix "A"	
Recommendations .....	40

**ELECTED MEMBERS**  
**GENERAL ELECTION**  
**18 November 1996**

<b>Electoral District</b>	<b>Member of Legislative Assembly</b>
<b>No. 1 Souris - Elmira</b>	<b>Andy Mooney (PC)</b>
<b>No. 2 Morell - Fortune Bay</b>	<b>Kevin MacAdam (PC)</b>
<b>No. 3 Georgetown - Baldwin's Road</b>	<b>Michael Currie (PC)</b>
<b>No. 4 Montague - Kilmuir</b>	<b>Jim Bagnall (PC)</b>
<b>No. 5 Murray River - Gaspereaux</b>	<b>Pat Binns (PC)</b>
<b>No. 6 Belfast - Pownal Bay</b>	<b>Wilbur MacDonald (PC)</b>
<b>No. 7 Glen Stewart - Bellevue Cove</b>	<b>Pat Mella (PC)</b>
<b>No. 8 Tracadie - Fort Augustus</b>	<b>Mildred A. Dover (PC)</b>
<b>No. 9 Stanhope - East Royalty</b>	<b>Jamie Ballem (PC)</b>
<b>No. 10 Sherwood - Hillsborough</b>	<b>Elmer MacFadyen (PC)</b>
<b>No. 11 Parkdale - Belvedere</b>	<b>Chester Gillan (PC)</b>
<b>No. 12 Charlottetown - Kings Square</b>	<b>Wayne D. Cheverie (LIB)</b>
<b>No. 13 Charlottetown - Rochford Square</b>	<b>Paul Connolly (LIB)</b>
<b>No. 14 Charlottetown - Spring Park</b>	<b>Wes MacAleer (PC)</b>
<b>No. 15 Winsloe - West Royalty</b>	<b>Don MacKinnon (PC)</b>
<b>No. 16 North River - Rice Point</b>	<b>Ron MacKinley (LIB)</b>
<b>No. 17 Crapaud - Hazel Grove</b>	<b>Norman MacPhee (PC)</b>
<b>No. 18 Park Corner - Oyster Bed</b>	<b>Beth MacKenzie (PC)</b>
<b>No. 19 Borden - Kinkora</b>	<b>Eric Hammill (PC)</b>
<b>No. 20 Kensington - Malpeque</b>	<b>Mitch Murphy (PC)</b>
<b>No. 21 Wilmot - Summerside</b>	<b>Greg Deighan (PC)</b>
<b>No. 22 St. Eleanors - Summerside</b>	<b>Nancy Guptill (LIB)</b>
<b>No. 23 Cascumpec - Grand River</b>	<b>Keith Milligan (LIB)</b>
<b>No. 24 Evangeline - Miscouche</b>	<b>Robert Maddix (LIB)</b>
<b>No. 25 West Point - Bloomfield</b>	<b>Dr. Herb Dickieson (NDP)</b>
<b>No. 26 Alberton - Miminegash</b>	<b>Hector MacLeod (LIB)</b>
<b>No. 27 Tignish - DeBlois</b>	<b>Robert Morrissey (LIB)</b>

**PROVINCIAL TOTALS**

<b>Number Enumerated</b>	<b>Ballots Cast</b>	<b>% Cast</b>	<b>Ballots Rejected</b>	<b>% Rejected</b>	<b>Votes Received LIB</b>	<b>%</b>	<b>Votes Received NDP</b>	<b>%</b>	<b>Votes Received PC</b>	<b>%</b>
94,015	80,362	85.48	367	0.46	35,802	44.55	6,283	7.82	37,910	47.17

**ELECTED**

Island New Democrats	1
Liberal	8
Progressive Conservative	18
<b>Total</b>	<u>27</u>

## DECLARATION DAY RESULTS

ELECTORAL DISTRICT	NAME OF CANDIDATE	NUMBER ENUMERATED	BALLOTS CAST	BALLOT CAST	BALLOTS REJECTED	%	VOTES RECEIVED	% VOTES RECEIVED	MAJORITY
No. 1 Souris - Elmira	MacDonald, Brian "Ade" (NDP)	2,713	2,508	92.44	8	0.32	54	2.15	128
	Mooney, Andy (PC)						1,287	51.32	
	Young, Ross (LIB)						1,159	46.21	
No. 2 Morell - Bay Fortune	Bradley, Walter (LIB)	2,846	2,659	93.43	3	0.11	1,269	47.72	78
	MacAdam, Kevin (PC)						1,347	50.66	
	Murphy, Kathy (NDP)						40	1.50	
No. 3 Georgetown - Baldwin's Road	Allen, Patricia (NDP)	2,941	2,700	91.81	12	0.44	43	1.59	281
	Currie, Michael (PC)						1,463	54.19	
	MacDonald, Rose Marie (LIB)						1,182	43.78	
No. 4 Montague - Kilmuir	Bagnall, Jim (PC)	2,597	2,309	88.91	15	0.65	1,259	54.53	295
	Deelstra, Beverly (LIB)						964	41.75	
	Gillis, Janet L. (NDP)						71	3.07	
No. 5 Murray River - Gaspereaux	Binns, Pat (PC)	2,713	2,457	90.56	14	0.57	1,309	53.28	287
	Hicken, Alan Neil (NDP)						112	4.56	
	Hicken, Barry W. (LIB)						1,022	41.6	
No. 6 Belfast - Pownal Bay	MacDonald, Wilbur (PC)	2,981	2,631	88.26	15	0.57	1,275	48.46	33
	MacPherson, Lynwood (LIB)						1,242	47.21	
	Perry, Edith (NDP)						99	3.76	
No. 7 Glen Stewart - Bellevue Cove	Burgoyne, Pat (NDP)	3,848	3,427	89.06	10	0.29	146	4.26	1,443
	Hughes, Mary (LIB)						914	26.67	
	Mella, Pat (PC)						2,357	68.78	

**DECLARATION DAY RESULTS**

ELECTORAL DISTRICT	NAME OF CANDIDATE	NUMBER ENUMERATED	BALLOTS CAST		BALLOT CAST	BALLOTS REJECTED		% REJECTED	VOTES RECEIVED		% VOTES RECEIVED	MAJORITY
			BALLOTS CAST	BALLOTS REJECTED		BALLOTS REJECTED	BALLOTS REJECTED		VOTES RECEIVED	VOTES RECEIVED		
No. 8 Tracadie - Fort Augustus	Dover, Mildred A. (PC)	3,256	2,894	88.88	14	0.48	1,511	52.21	232			
	Gibler, Suzanne Marie (NDP)						90	3.11				
	McIssac, Alan (LIB)						1,279	44.19				
No. 9 Stanhope - East Royalty	Ballem, Jamie (PC)	3,712	3,202	86.26	8	0.25	1,625	50.75	221			
	Cheverie, Leo (NDP)						165	5.15				
	Reardon, Eddie (LIB)						1,404	43.85				
No. 10 Sherwood - Hillsborough	Hughes, Larry (LIB)	3,707	3,015	81.33	11	0.36	1,212	40.2				
	Kelly, Ronald (NDP)						207	6.87				
	MacFadyen, Elmer (PC)						1,585	52.57	373			
No. 11 Parkdale - Belvedere	Dowling, Stephen (LIB)	3,349	2,772	82.77	11	0.40	1,008	36.36				
	Duchesne, Larry (NDP)						169	6.1				
	Gillan, Chester (PC)						1,584	57.14	576			
No. 12 Charlottetown - Kings Square	Cheverie, Wayne D. (LIB)	3,520	2,800	79.55	17	0.61	1,345	48.04	270			
	Frei, Sibyl (NDP)						363	12.96				
	McKenna, Brian (PC)						1,075	38.39				
No. 13 Charlottetown - Rochford Square	Connolly, Paul (LIB)	3,476	2,878	82.80	12	0.42	1,348	46.84	56			
	Forrest, Mark (NDP)						226	7.85				
	Lantz, Jeff (PC)						1,292	44.89				
No. 14 Charlottetown - Spring Park	Broderick, Leo (NDP)	3,984	3,476	87.25	14	0.40	862	24.8	362			
	MacAleer, Wes (PC)						1,481	42.61				
	MacDonald, Ian "Tex" (LIB)						1,119	32.19				



## DECLARATION DAY RESULTS

ELECTORAL DISTRICT	NAME OF CANDIDATE	NUMBER ENUMERATED	BALLOTS CAST		BALLOTS REJECTED		VOTES RECEIVED	% REJECTED	VOTES RECEIVED	% VOTES RECEIVED	MAJORITY
			BALLOTS CAST	BALLOT CAST	BALLOTS REJECTED	BALLOT REJECTED					
No. 15 Winsloe - West Royalty	MacKinnon, Don (PC)	4,249	3,538	83.27	22	0.62	1,751	49.49	176		
	MacNeill, Perley (LIB)						1,575	44.52			
	Rodd, James (NDP)						190	5.37			
No. 16 North River - Rice Point	Dollar, Brian (PC)	4,432	3,802	85.79	14	0.37	1,606	42.24			
	Hunt, Marlene (NDP)						224	5.89			
	MacKinley, Ron (LIB)						1,958	51.5	352		
No. 17 Crapaud - Hazel Grove	Brown, J'Nan (NDP)	4,093	3,519	85.98	12	0.34	312	8.87			
	MacArthur, Eric (LIB)						1,529	43.45			
	MacPhee, Norman (PC)						1,666	47.34	137		
No. 18 Park Corner - Oyster Bed	Gallant, Gerard (NDP)	4,359	3,681	84.45	18	0.49	187	5.08			
	MacInnis, Gordon (LIB)						1,652	44.88			
	MacKenzie, Beth (PC)						1,824	49.55	172		
No. 19 Borden - Kinkora	Hammill, Eric (PC)	3,836	3,056	79.67	30	0.98	1,521	49.77	211		
	Huestis, Stavert (LIB)						1,310	42.87			
	Sexton, Gerard (NDP)						195	6.38			
No. 20 Kensington - Malpeque	Campbell, Bill (LIB)	4,277	3,573	83.54	14	0.39	1,312	36.72			
	Murphy, Mitch (PC)						2,020	56.54	708		
	Roberts, Calvin C. (NDP)						227	6.35			
No. 21 Wilmot - Summerside	Deighan, Greg (PC)	4,356	3,412	78.33	20	0.59	1,506	44.14	112		
	MacEwen, Walter (LIB)						1,394	40.86			
	McKinnon, Bill (NDP)						492	14.42			

## DECLARATION DAY RESULTS

ELECTORAL DISTRICT	NAME OF CANDIDATE	NUMBER ENUMERATED	BALLOTS CAST	BALLOT CAST	BALLOTS REJECTED	% REJECTED	VOTES RECEIVED	% VOTES RECEIVED	MAJORITY
No. 22 St. Eleanors - Summerside	Arsenault, Marsha (NDP)	4,153	3,189	76.79	21	0.66	307	9.63	
	Guptill, Nancy (LIB)						1,716	53.81	571
	MacNeill, Gardiner (PC)						1,145	35.9	
No. 23 Cascumpec - Grand River	Balsom, Barry (PC)	3,069	2,713	88.40	13	0.48	715	26.35	
	Lewis, Donna (NDP)						162	5.97	
	Milligan, Keith (LIB)						1,823	67.19	1,108
No. 24 Evangeline - Miscouche	Bernard, Gerard (NDP)	2,902	2,449	84.39	7	0.29	188	7.68	
	Maddix, Robert (LIB)						1,519	62.03	784
	Richard, Gerard (PC)						735	30.01	
No. 25 West Point - Bloomfield	Dickieson, Dr. Herb (NDP)	2,704	2,412	89.20	13	0.54	921	38.18	138
	Morgan, Dr. Gary (PC)						695	28.81	
	Yeo, Fairley (LIB)						783	32.46	
No. 26 Alberton - Miminogash	Kilfoil, Ed (NDP)	3,082	2,665	86.47	12	0.45	175	6.57	
	MacLeod, Hector (LIB)						1,351	50.69	224
	Trail, Eddie (PC)						1,127	42.29	
No. 27 Tignish - DeBlois	Morrissey, Robert J. (LIB)	2,860	2,625	91.78	7	0.27	1,413	53.83	264
	Shea, Gail (PC)						1,149	43.77	
	Waite, Howard (NDP)						56	2.13	

**No. 1 Souris - Elmira**

Returning Officer - John Grant

No.	POLLING DIVISION	NUMBER OF ELECTORS	BALLOTS CAST FOR CANDIDATES			Rejected Ballots
			MacDonald NDP	Mooney PC	Young LIB	
	Advance poll		7	137	149	0
1	New Zealand	248	3	90	107	1
2	North Lake	292	8	99	119	2
3	Souris West	388	4	162	143	3
4	Souris River	341	2	161	122	0
5	Souris	278	3	119	71	0
6	Souris North	169	4	68	76	0
7	Black Pond	261	5	120	86	0
8	Chepstow	405	13	153	144	0
9	Bothwell	331	5	159	117	0
	Mobile Poll #1		0	19	25	2
	<b>TOTALS</b>	<b>2713</b>	<b>54</b>	<b>1287</b>	<b>1159</b>	<b>8</b>

**No. 2 Morell - Fortune Bay**

Returning Officer - Aubrey Webster

			<b>BALLOTS CAST FOR CANDIDATES</b>			
No.	POLLING DIVISION	NUMBER OF ELECTORS	Bradley LIB	MacAdam PC	Murphy NDP	Rejected Ballots
	Advance poll		91	108	4	0
1	Cherry Hill	361	137	163	9	0
2	Bristol	272	109	111	4	1
3	Morell South	331	162	133	1	0
4	St. Peters North	309	125	138	2	0
5	Farmington	256	132	100	1	0
6	St. Charles	352	156	149	7	1
7	Green Meadows	304	112	138	4	0
8	St. Peters South	326	127	139	2	0
9	Red House	335	118	168	6	1
	<b>TOTALS</b>	<b>2846</b>	<b>1269</b>	<b>1347</b>	<b>40</b>	<b>3</b>

**No. 3 Georgetown - Baldwin's Road**

Returning Officer - Donalda MacDonald

			<b>BALLOTS CAST FOR CANDIDATES</b>			
No.	POLLING DIVISION	NUMBER OF ELECTORS	Allen NDP	Currie PC	MacDonald LIB	Rejected Ballots
	Advance poll		3	124	90	1
1	Lorne Valley	307	1	132	123	2
2	Glenfanning	390	6	176	135	3
3	Poplar Point	402	5	142	190	2
4	New Perth	241	4	109	83	0
5	Victoria Cross	331	5	180	98	2
6	Pooles Corner	310	7	141	96	0
7	Woodville Mills	278	5	129	117	1
8	Georgetown North	345	6	164	134	0
9	Georgetown South	337	1	166	116	1
	<b>TOTALS</b>	<b>2941</b>	<b>43</b>	<b>1463</b>	<b>1182</b>	<b>12</b>

**No. 4 Montague - Kilmuir**

Returning Officer - William Rourke

			<b>BALLOTS CAST FOR CANDIDATES</b>			
No.	POLLING DIVISION	ELECTORS	Bagnall	Deelstra	Gillis	Rejected
			PC	LIB	NDP	Ballots
	Advance poll		154	103	6	2
1	Mellish Road	334	136	120	14	3
2	Brudnell	249	124	77	5	0
3	Montague East	280	115	79	5	0
4	Montague West	303	135	86	2	2
5	Montague Southwest	311	118	104	16	5
6	Kilmuir	346	159	119	2	2
7	Montague Southeast	415	135	141	14	1
8	Lower Montague	359	162	105	7	0
	Mobile Poll #4		21	30	0	0
	<b>TOTALS</b>	<b>2597</b>	<b>1259</b>	<b>964</b>	<b>71</b>	<b>15</b>

**No. 5 Murray River - Gaspereaux**

Returning Officer - Shirley Allen

<b>BALLOTS CAST FOR CANDIDATES</b>						
No.	POLLING DIVISION	ELECTORS	Binns	A. Hicken	B. Hicken	Rejected
			PC	NDP	LIB	Ballots
	Advance poll		121	6	99	0
1	Milltown Cross	268	132	11	77	2
2	Sturgeon	265	85	3	141	1
3	Pembroke	324	115	5	150	1
4	Peters Road	235	103	16	80	0
5	Dover	343	127	14	127	0
6	Murray River South	299	131	14	100	3
7	High Bank	301	152	7	68	5
8	Murray Harbour	357	186	21	87	2
9	Beach Point	321	157	15	93	0
	<b>TOTALS</b>	<b>2713</b>	<b>1309</b>	<b>112</b>	<b>1022</b>	<b>14</b>

**No. 6 Belfast - Pownal Bay**

Returning Officer - Sinclair MacTavish

			<b>BALLOTS CAST FOR CANDIDATES</b>			
No.	POLLING DIVISION	ELECTORS	MacDonald	MacPherson	Perry	Rejected
			PC	LIB	NDP	Ballots
	Advance poll		66	80	5	0
1	Alexandra	300	91	120	16	4
2	Village Green	353	144	131	11	1
3	Avondale	361	168	135	10	1
4	Cherry Valley	252	114	105	3	0
5	Kinross	291	111	125	10	0
6 a	Iona (A - MAC)	246	110	72	2	1
6 b	Iona (MAD - Z)	232	92	77	8	5
7	Point Prim	296	103	132	9	1
8	Pinette	272	107	121	4	0
9	Wood Islands	378	156	139	21	2
	Mobile Poll #6		13	5	0	0
	<b>TOTALS</b>	2981	1275	1242	99	15



**No. 7 Glen Stewart - Bellevue Cove**

Returning Officer - Alma Birt

			<b>BALLOTS CAST FOR CANDIDATES</b>			
No.	POLLING DIVISION	ELECTORS	Burgoyne	Hughes	Mella	Rejected
			NDP	LIB	PC	Ballots
	Advance poll		7	85	167	0
1	Mason Road	333	17	91	174	2
2 a	Hopeton Road (A - L)	248	9	57	128	0
2 b	Hopeton Road (M - Z)	252	10	68	128	1
3	Rankin Drive	350	16	83	194	0
4	Reddin Heights	421	16	108	225	1
5	Glencove Drive	231	2	49	147	1
6 a	Langley (A - L)	239	8	28	159	0
6 b	Langley (M - Z)	228	6	40	146	0
7	Keppoch Lane	413	11	55	275	2
8	Ross Crescent	217	9	51	131	0
9	Kennedy Road	274	7	68	171	0
10	Clearview Estates	243	8	50	142	0
11	Fullertons Marsh	399	20	81	170	3
	<b>TOTALS</b>	<b>3848</b>	<b>146</b>	<b>914</b>	<b>2357</b>	<b>10</b>

**No. 8 Tracadie - Fort Augustus**

Returning Officer - Eldon Glover

<b>BALLOTS CAST FOR CANDIDATES</b>						
No.	POLLING DIVISION	ELECTORS	Dover	Gibler	McIsaac	Rejected
			PC	NDP	LIB	Ballots
	Advance poll		52	8	48	0
1	Grand Tracadie	425	177	14	147	2
2	Dunstaffnage	303	158	13	88	1
3	Tracadie Cross	269	97	6	126	3
4	Savage Harbour	274	142	9	103	1
5	Mermaid	356	145	12	159	2
6	Hazelbrook	328	179	2	102	0
7	Johnstons River	366	135	11	149	0
8	Fort Augustus	262	126	5	78	1
9	Watervale	393	147	6	179	4
10	Pisquid	280	153	4	100	0
	<b>TOTALS</b>	<b>3256</b>	<b>1511</b>	<b>90</b>	<b>1279</b>	<b>14</b>

**No. 9 Stanhope - East Royalty**

Returning Officer - Roberta Smith

			<b>BALLOTS CAST FOR CANDIDATES</b>			
No.	POLLING DIVISION	ELECTORS	Ballem	Cheverie	Reardon	Rejected
			PC	NDP	LIB	Ballots
	Advance poll		113	9	109	0
1	Stanhope By-The-Sea	379	131	12	146	1
2	Covehead Road	221	68	4	120	0
3	York East	246	86	10	108	0
4	Suffolk	247	112	6	80	0
5	York West	258	83	19	85	0
6	Marshfield South	223	111	9	57	1
7	East Royalty South	297	129	12	97	1
8	L. M. Montgomery	342	171	10	107	1
9	East Royalty North	170	74	8	60	2
10	Kenlea Drive	304	125	14	94	2
11	Ash Drive	386	182	19	127	0
12	MacAleer Drive	315	126	14	95	0
13	Royalty Junction	324	114	19	119	0
	<b>TOTALS</b>	3712	1625	165	1404	8

**No. 10 Sherwood - Hillsborough**

Returning Officer - Sharon Fortier

<b>BALLOTS CAST FOR CANDIDATES</b>						
No.	POLLING DIVISION	ELECTORS	Hughes	Kelly	MacFadyen	Rejected
			LIB	NDP	PC	Ballots
	Advance poll + Mobile poll		102	3	94	0
1	Scarlet Ave.	361	119	20	147	0
2	Doncaster Ave.	339	115	18	123	1
3	Pope Ave.	392	112	20	131	0
4	Francis Lane	331	102	13	146	1
5	Gordon Dr.	308	78	16	110	5
6	Greensview Dr.	174	57	3	77	1
7	Park Ave.	382	102	28	155	0
8	Westcomb Cres.	359	108	21	152	0
9	Glenthorn Ave.	434	146	22	159	2
10	Glenafton Drive	270	70	21	114	0
11	Q.E.H.-Riverside	357	101	22	177	1
	<b>TOTALS</b>	<b>3707</b>	<b>1212</b>	<b>207</b>	<b>1585</b>	<b>11</b>

**No. 11 Parkdale - Belvedere**

Returning Officer - Sheila Laird

<b>BALLOTS CAST FOR CANDIDATES</b>						
No.	POLLING DIVISION	ELECTORS	Dowling	Duchesne	Gillan	Rejected
			LIB	NDP	PC	Ballots
	Advance poll		87	7	100	0
1	University Ave.	106	18	7	29	0
2	MacMillan Cres.	251	49	8	129	1
3	Poplar Ave.	155	61	5	70	0
4	Greenleaf Ave.	313	71	12	166	1
5	Roper Dr.	245	62	10	116	2
6	Centennial Dr.	224	63	14	88	0
7	Valhalla Dr.	295	94	8	103	2
8	Park Royal	406	123	27	170	0
9 a	Harley St. (A - L)	222	57	8	101	0
9 b	Harley St. (M - Z)	248	57	18	110	1
10	Laurie Dr.	266	82	11	115	0
11	St. Pius X	288	80	17	146	4
12	Linden Ave.	330	85	15	130	0
	Mobile Poll #11		19	2	11	0
	<b>TOTALS</b>	<b>3349</b>	<b>1008</b>	<b>169</b>	<b>1584</b>	<b>11</b>

**No. 12 Charlottetown - Kings Square**

Returning Officer - Shirley Dillon

			BALLOTS CAST FOR CANDIDATES			
No.	POLLING DIVISION	ELECTORS	Cheverie LIB	Frei NDP	McKenna PC	Rejected Ballots
	Advance poll		141	11	67	1
1	Lapthorne Ave.	328	132	39	101	0
2	Bishop St.	287	94	39	89	1
3	Walthen Dr.	337	78	34	97	3
4	Orlebar St.	326	107	28	85	0
5	Clarke St.	363	125	45	86	1
6	Sydney St.	249	81	25	79	0
7	Water St. East	297	77	35	91	0
8	Cumberland St.	353	125	43	79	4
9	Pleasant St.	348	115	19	105	2
10	Belmont St.	319	127	16	80	1
11	Park St.	313	106	28	85	2
	Mobile Poll #12		37	1	31	2
	<b>TOTALS</b>	<b>3520</b>	<b>1345</b>	<b>363</b>	<b>1075</b>	<b>17</b>

**No. 13 Charlottetown - Rochford Square**

Returning Officer - Sandra Morello

		<b>BALLOTS CAST FOR CANDIDATES</b>				
No.	POLLING DIVISION	ELECTORS	Connolly	Forrest	Lantz	Rejected
			LIB	NDP	PC	Ballots
	Advance poll		143	11	130	0
1	York Lane	315	87	22	144	3
2	Greenfield Avenue	261	102	7	101	0
3	Churchill Ave.	364	129	19	107	2
4	Highland Ave.	245	98	9	107	0
5	Cambridge Court	205	82	13	59	2
6	Costello Lane	264	75	27	72	2
7	Connolly St.	247	103	19	88	0
8	Passmore St.	263	92	15	67	0
9	Fitzroy St. West	319	52	7	55	0
10	West St.	215	91	16	78	0
11	Union St.	213	83	9	70	1
12	Queen St. North	284	98	23	84	0
13	Queen St. South	281	68	23	95	0
	Mobile Poll #13		45	6	35	2
	<b>TOTALS</b>	<b>3476</b>	<b>1348</b>	<b>226</b>	<b>1292</b>	<b>12</b>

**No. 14 Charlottetown - Spring Park**

Returning Officer - Edith Zakem

			BALLOTS CAST FOR CANDIDATES			
No.	POLLING DIVISION	ELECTORS	Broderick NDP	MacAleer PC	MacDonald LIB	Rejected Ballots
	Advance poll		42	116	118	0
1	Moreau Dr.	434	86	168	118	3
2	Skyview Dr.	256	59	93	63	0
3	Hutchinson Court	335	73	101	93	0
4	Cooper Ave.	299	78	85	69	1
5	Hunt Ave.	426	58	120	87	2
6	Edinburgh Dr.	215	32	81	52	0
7	Rosemount Dr.	358	80	115	80	0
8	Ashburn Crescent	305	60	115	89	1
9	Emerald Dr.	189	45	52	55	2
10	Newland Crescent.	294	80	72	70	0
11	Wendy Dr.	230	56	79	54	1
12	Landsdowne Dr.	306	60	129	64	1
13	St. Claire Ave.	337	45	136	79	2
	Mobile Poll #14		8	19	28	1
	<b>TOTALS</b>	<b>3984</b>	<b>862</b>	<b>1481</b>	<b>1119</b>	<b>14</b>



**No. 15 Winsloe - West Royalty**

Returning Officer - Debbie Good

<b>BALLOTS CAST FOR CANDIDATES</b>						
No.	POLLING DIVISION	ELECTORS	MacKinnon	MacNeill	Rodd	Rejected
			PC	LIB	NDP	Ballots
	Advance poll		162	168	4	0
1 a	Milton (A - L)	320	118	94	12	0
1 b	Milton (M - Z)	313	111	102	17	1
2	Harrington	429	174	132	28	1
3	Winsloe North	361	139	130	16	0
4	Winsloe South	272	85	111	11	1
5	Upton Farm	198	101	50	1	2
6	Thorndale Dr.	414	163	145	13	0
7	Gates Dr.	417	137	120	17	2
8	May Point Road	372	136	116	21	1
9	Chesley Circle	212	84	69	12	2
10	Scott Street	198	73	67	12	1
11	Lewis Point	319	72	71	7	3
12	Altavista	272	93	103	8	2
13	Burns Avenue	152	55	41	6	2
	Mobile Poll #15		48	56	5	4
	<b>TOTALS</b>	<b>4249</b>	<b>1751</b>	<b>1575</b>	<b>190</b>	<b>22</b>

**No. 16 North River - Rice Point**

Returning Officer - Judy Richard

No.	POLLING DIVISION	ELECTORS	BALLOTS CAST FOR CANDIDATES			Rejected Ballots
			Dollar PC	Hunt NDP	MacKinley LIB	
	Advance poll		142	10	184	0
1	Hampshire	303	113	11	118	1
2	Warren Grove	298	83	9	117	4
3 a	East Wiltshire (A - L)	241	80	12	94	0
3 b	East Wiltshire (M - Z)	224	69	11	83	0
4	Chateau Estates	335	101	21	132	1
5	Cornwall North	391	126	15	170	1
6	Cornwall East	437	118	18	170	1
7	York Point	385	130	21	172	2
8	Ferry Road	383	134	21	132	1
9	Cornwall South	411	148	23	163	0
10	Meadowbank West	156	44	11	64	1
11	Meadowbank East	201	68	9	70	0
12	Nine Mile Creek	311	96	25	151	1
13	Rocky Point	356	154	7	138	1
	<b>TOTALS</b>	<b>4432</b>	<b>1606</b>	<b>224</b>	<b>1958</b>	<b>14</b>

**No. 17 Crapaud - Hazel Grove**

Returning Officer - Charles A. Frizzell

			<b>BALLOTS CAST FOR CANDIDATES</b>			
No.	POLLING DIVISION	ELECTORS	Brown	MacArthur	MacPhee	Rejected
			NDP	LIB	PC	Ballots
	Advance poll		8	110	93	0
1	Emerald	335	31	97	142	1
2	Stanchel	309	26	91	94	0
3	Fredericton	313	33	103	117	0
4	Darlington	310	16	101	124	0
5	North Wiltshire	371	27	134	121	1
6	Clyde River	380	16	136	149	3
7	Churchill	330	20	139	128	1
8	St. Catherines	326	23	122	140	0
9	Bonshaw	408	30	108	196	0
10	Brookvale	293	14	96	137	1
11	Westmoreland	279	22	136	74	3
12	Hampton	439	46	156	151	2
	<b>TOTALS</b>	4093	312	1529	1666	12

**No. 18 Park Corner - Oyster Bed**

Returning Officer - Shirley Smith

			<b>BALLOTS CAST FOR CANDIDATES</b>			
No.	POLLING DIVISION	ELECTORS	Gallant	McInnis	MacKenzie	Rejected
			NDP	LIB	PC	Ballots
	Advance poll		9	118	86	1
1	Park Corner	363	8	110	177	0
2	Southwest River	265	11	83	102	1
3	New London	406	15	140	148	3
4	Cavendish	334	7	131	117	2
5	New Glasgow	394	21	134	154	0
6	Hunter River	338	10	123	128	1
7	North Rustico	330	16	136	134	0
8	Rusticoville	387	25	141	153	1
9	South Rustico	397	22	132	168	2
10	Ebenezer	364	16	119	167	1
11	Springvale	376	12	126	143	4
12	Brackley Point	405	15	149	144	2
	Mobile Poll #18		0	10	3	0
	<b>TOTALS</b>	<b>4359</b>	<b>187</b>	<b>1652</b>	<b>1824</b>	<b>18</b>

**No. 19 Borden - Kinkora**

Returning Officer - Kathy Montgomery

			<b>BALLOTS CAST FOR CANDIDATES</b>			
No.	POLLING DIVISION	ELECTORS	Hammill	Huestis	Sexton	Rejected
			PC	LIB	NDP	Ballots
	Advance poll		101	80	5	0
1	North Bedeque	326	135	97	10	2
2	Mill Valley	270	105	92	13	1
3	Lower Bedeque	395	123	129	26	0
4	Central Bedeque	365	138	101	15	3
5	South Freetown	402	174	112	17	0
6	Albany	327	117	112	10	2
7	Somerset	402	184	105	8	0
8	Carleton Siding	272	78	122	9	3
9	Borden - Cape Traverse	381	93	140	46	9
10	Augustine Cove	327	135	95	15	7
11	Tryon	369	120	108	17	3
	Mobile Poll #19		18	17	4	0
	<b>TOTALS</b>	<b>3836</b>	<b>1521</b>	<b>1310</b>	<b>195</b>	<b>30</b>

**No. 20 Kensington - Malpeque**

Returning Officer - Joyce Hunter

			<b>BALLOTS CAST FOR CANDIDATES</b>			
No.	POLLING DIVISION	ELECTORS	Campbell	Murphy	Roberts	Rejected
			LIB	PC	NDP	Ballots
	Advance poll		113	142	9	3
1	Darnley	290	101	128	17	0
2	Spring Valley	452	132	215	15	0
3	Kensington East	317	80	134	19	0
4	Margate	381	74	197	19	4
5	Kensington South	327	70	151	20	0
6	Kensington Central	263	59	124	20	1
7	Clermont	405	129	159	28	0
8	New Annan	217	63	75	5	1
9	Travellers Rest	392	109	174	10	1
10	Reads Corner	350	97	164	13	2
11	Hillside Dr.	359	120	158	15	0
12	Small Dr.	254	88	106	14	2
13	Sherbrooke	270	77	93	23	0
	<b>TOTALS</b>	<b>4277</b>	<b>1312</b>	<b>2020</b>	<b>227</b>	<b>14</b>

**No. 21 Wilmot - Summerside**

Returning Officer - Anzoinetta Hatley

			<b>BALLOTS CAST FOR CANDIDATES</b>			
No.	POLLING DIVISION	ELECTORS	Deighan	MacEwen	McKinnon	Rejected
			PC	LIB	NDP	Ballots
	Advance poll		147	133	25	2
1	Greenwood Dr.	339	116	99	36	1
2	Hately Crescent	362	106	106	45	0
3	Granville St. North	156	62	39	11	0
4	Ryan St.	396	116	110	63	2
5	Beaton Ave.	453	125	120	45	2
6 a	Lefurgey Ave. (A - H)	254	60	82	26	0
6 b	Lefurgey Ave. (I - Z)	240	103	42	22	1
7	Linden Ave.	215	66	80	23	3
8	Saunders Ave.	276	96	89	24	1
9	Lidstone St.	204	69	65	20	1
10	Rogers Lane	440	150	151	47	3
11	Milton Ave.	270	78	82	33	2
12	Eustane St.	329	79	71	33	1
13	Balcom Dr.	176	49	55	17	1
14	Bay Ave.	246	81	67	21	0
	Mobile Poll #21		3	3	1	0
	<b>TOTALS</b>	<b>4356</b>	<b>1506</b>	<b>1394</b>	<b>492</b>	<b>20</b>

**No. 22 St. Eleanors - Summerside**

Returning Officer - David MacPhee

No.	POLLING DIVISION	ELECTORS	BALLOTS CAST FOR CANDIDATES			Rejected Ballots
			Arsenault NDP	Guptill LIB	MacNeill PC	
	Advance poll		7	134	59	0
1	West Dr.	445	53	144	141	4
2	Darby Dr.	296	28	114	92	0
3	Linkletter	217	19	78	79	1
4	Bayview Dr.	291	10	127	55	1
5	South Dr.	231	23	85	61	2
6	Norman Dr.	356	16	118	94	2
7	Highland Ave.	320	19	123	83	1
8	Chestnut Ave.	294	16	93	68	2
9	Poplar Ave.	224	10	100	52	2
10	Notre Dame St. West	394	34	155	98	0
11	Argyle St.	252	22	105	63	2
12	Park St.	229	11	101	42	1
13	Market St.	270	17	96	63	2
14	Church St.	334	22	143	95	1
	<b>TOTALS</b>	<b>4153</b>	<b>307</b>	<b>1716</b>	<b>1145</b>	<b>21</b>



**No. 23 Cascumpec - Grand River**

Returning Officer - Marion McNeill

			<b>BALLOTS CAST FOR CANDIDATES</b>			
No.	POLLING DIVISION	ELECTORS	Balsom PC	Lewis NDP	Milligan LIB	Rejected Ballots
	Advance poll + Mobile poll		48	7	124	0
1	Fortune Cove	355	124	36	133	1
2	West Devon	278	62	20	139	0
3	Freeland	289	58	11	183	0
4	North Enmore	260	53	18	144	3
5	East Bideford	280	50	5	158	0
6	Lennox Island	141	17	5	80	1
7	Tyne Valley	383	48	8	275	1
8	Springhill	375	87	19	198	1
9	Arlington	347	71	3	212	3
10	Central Lot 16	361	97	30	177	3
	<b>TOTALS</b>	<b>3069</b>	<b>715</b>	<b>162</b>	<b>1823</b>	<b>13</b>

**No. 24 Evangeline - Miscouche**

Returning Officer - Judy Gallant

			<b>BALLOTS CAST FOR CANDIDATES</b>			
No.	POLLING DIVISION	ELECTORS	Bernard NDP	Maddix LIB	Richard PC	Rejected Ballots
	Advance poll		9	44	50	0
1	Egmont Bay	324	6	229	54	1
2	St. Gilbert	269	11	167	53	2
3	Wellington	357	21	194	73	0
4	Abrams Village	234	14	127	55	0
5	Mont Carmel	383	11	212	102	1
6	St. Nicholas	227	15	100	71	0
7	Miscouche West	382	33	162	104	0
8	Miscouche East	375	20	163	93	1
9	Slemon Park	351	46	103	61	2
	Mobile Poll #24		2	18	19	0
	<b>TOTALS</b>	<b>2902</b>	<b>188</b>	<b>1519</b>	<b>735</b>	<b>7</b>

**No. 25 West Point - Bloomfield**

Returning Officer - Margie MacWilliams

			<b>BALLOTS CAST FOR CANDIDATES</b>			
No.	POLLING DIVISION	ELECTORS	Dickieson NDP	Morgan PC	Yeo LIB	Rejected Ballots
	Advance poll		72	59	77	4
1	Campbellton	139	39	38	44	0
2	Burton	234	52	47	89	0
3	Duvar	243	79	62	51	0
4	Unionvale	233	94	52	42	0
5	O'Leary North	340	114	74	94	0
6	Knutsford	322	82	67	117	1
7	Dunblane	278	95	65	63	1
8	O'Leary South	276	93	76	62	1
9	O'Leary South East	343	89	80	53	2
10	Brae	296	86	69	81	2
	Mobile Poll #25		26	6	10	2
	<b>TOTALS</b>	<b>2704</b>	<b>921</b>	<b>695</b>	<b>783</b>	<b>13</b>

# PROVINCIAL GENERAL ELECTION

## 18 November 1996

### Summary

When the issue of the Writ of election occurred on 21 October 1996 it triggered massive changes to the political process that we had known in Prince Edward Island. Upon this issuance the new *Electoral Boundaries Act* came into force and dramatically changed our electoral districts. P.E.I. changed from 16 dual member electoral districts to 27 single member electoral districts thereby reducing the number of members in the Legislative Assembly by 5. The major change, besides the reduction in elected members, was the introduction of the new electoral maps designed to produce similar sized districts (population wise) for all 27 elected members. Previously the variance between districts was as much as 180% so redrafting of the electoral districts began to bring them within the desired size of plus or minus 25% of the average number of electors of all proposed districts. This was accomplished for the most part and will be reassessed, according to the Act, after two more elections by a commission appointed to review the distribution of electors in the electoral districts.

Also with the issuance of the Writ of Election a new *Election Act* came into force and the major change was the repeal of the proxy voting procedure and the introduction of the mail-in ballot voting procedure. This feature of voting by mail-in ballot opened the criteria of eligibility so that now those residents of Prince Edward Island who were temporarily away from their residence could avail themselves of the opportunity to cast their ballot. The new procedure worked extremely well even though it was new. However, as may be noted in Appendix "A" in the recommendations suggested in this report, it is our belief that if a few more days could be allowed during the election period for the return of the mail-in ballots, the system would be much more efficient.

It should be noted that this was the first time that Elections P.E.I. used the reverse print ballot, in all electoral districts and also the first time to use party logos. We feel that the electorate enjoyed the clarity of where to mark his or her "X" as the number of rejected ballots was, for the first time in recorded history, under 1%. Not only was it under 1%, but to be exact, it was down to 0.46% which is a fantastic result!

The election period was extremely interesting as we had not only a new *Electoral Boundaries Act*, a new *Election Act*, but also a new *Election Expenses Act*. Along with these we had 27 new electoral districts as well as 296 new polling divisions and, to top it off, 17 out of the 27 returning officers were also new. We feel that because so much was new and different everyone was a little more tolerant - right from the nominated candidate, the party worker, to the electorate - and this made for a great election period. We had a tremendous turnout across the province as over 85% of the electorate cast their vote. With a percentage like this Islanders should be proud as it is the highest percentage turnout throughout this entire country!

## MUNICIPAL ELECTIONS

### 4 November 1996

### Summary

Elections P.E.I. oversaw the municipal elections which were held on Monday, 4 November 1996 under the *Municipalities Act* R.S.P.E.I. 1988, Cap. M-13 and Regulations. The following areas were involved: 5 towns (Alberton, Georgetown, Kensington, Montague and Souris); 2 communities holding all-day polls (Borden-Carleton and Tignish) as well as 63 communities holding special election meetings.

This was Elections P.E.I.'s first opportunity to work with these municipalities so before the actual election period began Elections P.E.I. created and distributed municipal election handbooks for the three categories mentioned above with the hopes of giving a "guiding hand" through the election procedures while at the same time meeting the Department of Provincial Affairs and Attorney General's requirements for municipalities. To further encompass all communities an advertisement was published at three "appropriate" times prior to and including election day to promote public awareness.

To further assist the communities Elections P.E.I. held information sessions in October in Summerside, Montague and Charlottetown to personally inform and deal with any problems and/or concerns that the municipalities might have with regards to the impending election. These sessions were well attended and this office had positive responses from the municipalities.

It should be noted that the election officials elected on 4 November 1996 were elected for a four year term (normally municipal election terms are for three years - *Municipalities Act*, Part X, section 47.1, A and B) - a **one-time** condition which the Department of Provincial Affairs and Attorney General felt necessary so that in the year 2000 all municipal elections across the Island would be in unison with all communities, towns and cities going to the polls at the same time - Monday, 6 November 2000.

Elections P.E.I. worked with the Department of Provincial Affairs and Attorney General in fulfilling its mandate with municipal elections. Once this election process was completed all information was forwarded back to the department responsible for municipal affairs for their records.

Back on 3 October 1994 Elections P.E.I. ran the First Municipal Election, which involved the City of Charlottetown, City of Summerside, Town of Stratford and Town of Cornwall. The residents of these four areas will be electing a new slate of mayors and councillors on 3 November 1997. The Minister for the Department of Community Affairs and Attorney General made an offer to these municipalities to have Elections P.E.I. supervise these elections and it is our pleasure to say that Elections P.E.I. will run these elections on behalf of the municipalities. It should be noted that these four municipalities make up approximately 45% of the entire Island voting population.

## SCHOOL BOARD ELECTIONS

27 May 1996

### Summary

The Department of Education requested Elections P.E.I. run the 1996 School Board Elections for the election of school trustees. This election was run under the *School Act* and School Boards Regulations. Elections P.E.I. conducted elections in all three school boards; namely, the Eastern School District, the Western School Board and the French Language School Board.

Before the establishment of the new school zones this office was asked to map school zones for the Department of Education. The Department of Education advised us of the number of school zones which were proposed for each of the school boards. Elections P.E.I. designed the school zones, provided legal descriptions of the school districts and school zones which complimented the Department of Education's presentation to Executive Council. As well, this office provided maps for all boards and all the respective school zones. In designing and mapping the English and French school zones we respected, wherever possible, the provincial and federal polling division boundaries, with the exception to this procedure being the boundary between the Eastern and Western school districts. Executive Council approved the new school zones on 3 April 1996 and included with this decision was a definition for the reference boundary line between the Eastern School District and the Western School Board.

The composition of the school zones are as follows: Eastern School District, consisting of 11 trustees serving 11 school zones; the Western School Board, consisting of 9 trustees serving 9 school zones and the French Language School Board, consisting of 9 trustees serving 5 school zones. The election was held on Monday, 27 May 1996.

Elections P.E.I. assigned returning officers for individual school zones. These returning officers, in addition to Elections P.E.I. staff, acted as resource people in helping the candidates and the public with explanations and interpretations of the *School Act* and School Boards Regulations, zone boundaries and maps. The creation of new school zones for the 25 zones within the province served by the 3 school boards presented Elections P.E.I. with an interesting challenge. During the school board election considerable time was spent informing the public of the names of the candidates offering within their specific zones and informing electors as to where their specific polling stations were within their zone, as well as the location of the polling stations for polling day.

The election day results are as follows: The Eastern School District held elections in 5 of the 11 school zones. Trustees were acclaimed in 3 school zones and the remaining 2 school zones required Ministerial appointments. The Western School Board held elections in 2 of the 9 school zones. The Minister was required to appoint trustees for the remaining 7 school zones and the French Language School Board held elections in 2 school zones with acclamations in the remaining 3 zones.

**Eastern School District**  
**Results of Nominations and School Trustee Elections**  
*May 27, 1996*

Zone 1	Arthur Baker Munns Road, Souris C0A 2B0 Fisherman	Elected
Zone 2	Darlene Hendricken Box 138, Baldwin Rd., Mt. Stewart C0A 1T0 Forest Tech	Acclamation
Zone 3	Wilbur Naddy 37 Riverside Dr, Montague C0A 1R0 Self Employed	Elected
Zone 4	Eddie Arsenault Lyndale, RR3 Montague C0A 1R0 Manager	Elected
Zone 5	Kim Schurman-Horrelt 34 Langley Road, Stratford C1A 7J6	Ministerial Appointment
Zone 6	Bill Fitzpatrick Ten Mile House, Mt. Stewart RR1 C0A 1T0 Indian River Farms-Buyer	Elected
Zone 7	Barbara Stewart 31B Ferndale Drive, Charlottetown C1A 6J5	Ministerial Appointment
Zone 8	Jim Johnston 18 Euston St., Charlottetown C1A 1V8 Federal Public Servant	Acclamation
Zone 9	Thomas Connor 59 Queen Elizabeth Dr., Charlottetown C1A 3A8 Consultant	Acclamation
Zone 10	Robert (Bob) Clow Fairview, RR2 Cornwall C0A 1H0 Administrative Officer	Elected
Zone 11	Adelbert Roche Emyvale, North Wiltshire RR4 C0A 1Y0 Retired	Elected

# Western School Board

## Results of Nominations and School Trustee Elections

May 27, 1996

Zone 1	Lois Harper Box 131, Tignish C0B 2B0 Clerk	Acclamation
Zone 2	John Rochford Alberton C0B 1B0 Retired	Elected
Zone 3	Shirley Betts Glenwood, O'Leary C0B 1V0 Clerk/teller	Elected
Zone 4	John Arnold 83 Lady Slipper Dr., Miscouche C0B 1T0 Island Telephone	Acclamation
Zone 5	Lorraine Robinson Box 86, Tyne Valley C0B 2C0 Regional Coordinator Boys & Girls Club	Acclamation
Zone 6	Margaret Chisholm-Ramsay 41 Tanton Dr., St. Eleanors C1N 4M7 Secretary	Acclamation
Zone 7	Gary Doucette 330 Chestnut Ave., Summerside C1N 2E9 Revenue Canada Officer	Acclamation
Zone 8	Douglas Dexter 112 Heron Avenue, Summerside C1N 5R9 Supervisor Revenue Canada	Acclamation
Zone 9	St. Clair Duffy Kinkora C0B 1N0 Construction	Acclamation



**French Language School Board**  
**Results of Nominations and School Trustee Elections**  
*May 27, 1996*

Zone 1	Edgar Arsenault Urbainville, Box 68, Wellington C0B 2E0 Dept. of Tourism	Elected
	Gladys Arsenault Box 66,RR1 Wellington C0B 2E0 Secretary	Elected
	Reginald J. Maddix Urbainville, Wellington RR3 C0B 2E0 Building Maintenance Manager	Elected
	Yvonne Arsenault Abrams Village, Wellington RR3 C1N 5E9 Meat Cutter Assistant	Elected
Zone 2	Kathy Gallant Palmer Road South, St. Louis C0B 1Z0 Service Worker	Acclamation
Zone 3	Richard Harvey 93 Hallie Drive, Summerside C1N 5S9 Financial Counsellor	Acclamation
Zone 4	Rene Doiron Hunter River, RR3 C0A 1N0 Fisherman	Acclamation
Zone 5	Andrea Mazerolle 8 Glendale Crescent, Stratford C1B 1C1 Forms Analyst/AVC	Elected
	Rita Schyle-Arsenault Meadowbank, Cornwall RR2, C0A 1H0 Language Professor	Elected

## RECOMMENDATIONS Provincial General Elections

The following are recommendations concerning the conduct of the general election of 18 November 1996 and suggested amendments to the *Election Act* R.S.P.E.I. 1988 cap. E-1.1

### OBJECTIVE

To bring to the attention of the Legislative Assembly certain matters relating to the *Election Act* and the general election of 18 November 1996 and to suggest amendments which are designed to facilitate greater efficiency in conducting future elections.

#### 1. Move Nomination Day from 17<sup>th</sup> day to the 21<sup>th</sup> day before ordinary polling day.

This was the first time that a mail-in ballot was used for an elector who was temporarily absent from his or her polling division on ordinary polling day. Generally the mail-in ballot system worked well but more time should be provided to the elector to enable him or her to return his or her mail-in ballot. The mail-in ballot system sends the actual ballot to the mail-in ballot applicant, therefore the mail-in ballot cannot be sent earlier as the ballots have to be printed. This process can not be started until after nomination day. The only way to provide more time for the mail-in ballot elector to return his or her mail-in ballot is to move the nomination day ahead by three or four days.

#### Recommendation:

It is recommended that section 40 of the *Election Act* be amended by moving nomination day which shall be Friday, the 17<sup>th</sup> day before ordinary polling day to the following which shall be a Monday, the 21<sup>st</sup> day before ordinary polling day.

#### 2. Increase Advance Polls

Presently the advance poll is held on two days, the Saturday and Monday before ordinary polling day, and at no other time. Due to the mobility of our electorate more convenient days and hours should be provided for the elector to cast his or her ballot.

#### Recommendation:

It is recommended that section 82(3) of the *Election Act* be amended to provide that an advance polling station shall be open between the hours of 9:00 a.m. and 7:00 p.m. on Saturday the 9<sup>th</sup> day before ordinary polling day and in the office of the returning officer from Monday the 7<sup>th</sup> day before ordinary polling day to and including Saturday the 2<sup>nd</sup> day before ordinary polling day between the hours of 12 noon and 6:00 p.m. and at no other time.

### **3. Improve the Procedures for counting Mail-in Ballots**

Prior to the November 1996 general election and before the introduction of the mail-in ballots being mailed to the elector the returning officer placed his or her initials on the ballot in the appropriate box for the deputy returning officer's initials. This now causes a problem since the mail-in ballots are also placed in the advance poll ballot box for counting which would then show the returning officer's initials on the mail-in ballots and the deputy returning officer's initials on the advance poll ballots. The initials on all ballots within the advance poll box should be consistent so you can not distinguish between advance poll electors and mail-in ballot electors.

#### **Recommendation:**

It is recommended that section 26(2)(c) be amended to provide that *after the inner envelope is opened the ballot is removed and without opening the ballot envelope the deputy returning officer affixes his or her initials to the ballot and then places it in the advance poll ballot box.*

### **4. Enable the Elector to place his or her ballot in the ballot box, if so desired**

As in past elections, the question that was constantly asked during the November 1996 general election was: "Why can't I, the elector, put my own ballot in the ballot box?" Followed by: "Well, I saw Mr. Politician on television put his or her ballot in the ballot box so why can't I do the same?" Also, there are those in the electorate that feel it is his or her "right" to be able to place his or her own ballot in the ballot box.

#### **Recommendation:**

It is recommended that section 66 of the Election Act be amended by the addition of subsection (d) *if so requested, the deputy returning officer, may return the folded ballot paper minus the counterfoil to the elector who shall immediately place the ballot paper in the ballot box; and*