
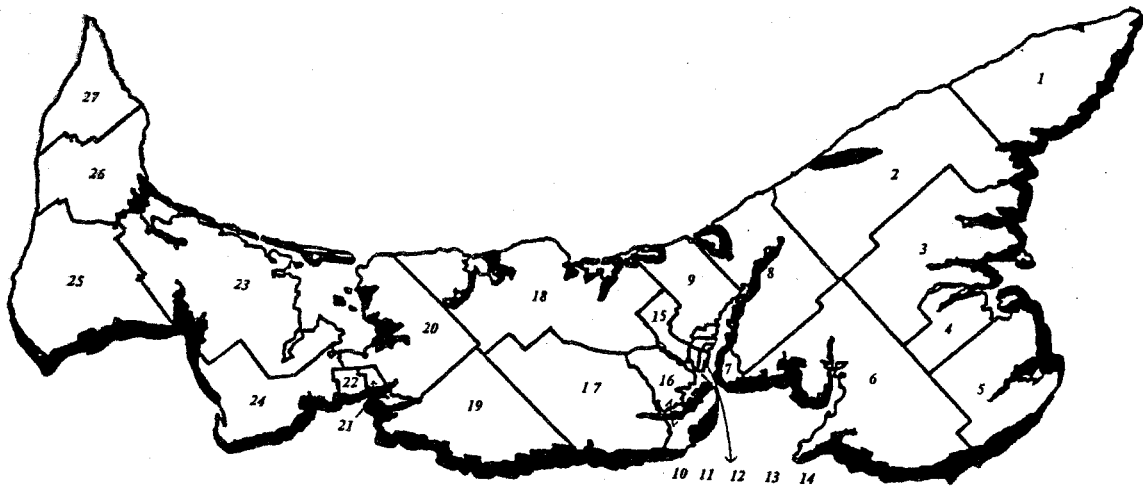



**REPORT**  
**OF THE**  
**CHIEF ELECTORAL OFFICER**  
**OF**  
**PRINCE EDWARD ISLAND**

**FOR THE PROVINCIAL GENERAL ELECTION OF**  
**17 APRIL 2000**



Elections P.E.I. Office  
Province House Annex  
180 Richmond St., 2nd Fl.  
P.O. Box 774, Charlottetown  
Prince Edward Island, C1A 7L3  
Tel: (902) 368-5895  
Fax: (902) 368-6500  
PEI Toll Free: 1-888 - 234-8683  
<http://www.gov.pe.ca/election>




**REPORT**

OF THE

**CHIEF ELECTORAL OFFICER**

OF

**PRINCE EDWARD ISLAND**



Elections P.E.I. Office  
Province House Annex  
180 Richmond St., 2nd Fl.  
P.O. Box 774, Charlottetown  
Prince Edward Island, C1A 7L3  
<http://www.gov.pe.ca/election>  
Telephone: (902) 368-5895  
Facsimile: (902) 368-6500

---

23 May 2000

The Honourable Mildred Dover  
Speaker of the Legislative Assembly  
Province of Prince Edward Island

Dear Madame Speaker:

I have the honour to submit the Report of the Chief Electoral Officer pursuant to Section 119 of the *Election Act, R.S.P.E.I. 1988 Cap. E-1*.

A Writ of Election for a general election was issued on the 21<sup>st</sup> day of March 2000 with ordinary polling day the 17<sup>th</sup> day of April 2000.

I would like to express my appreciation to all three parties, their leaders, candidates, staff and volunteer workers for their assistance and co-operation during the election period.

I would also like to pay tribute to my staff, returning officers, election clerks and their workers for their long hours and devotion to duty during the election period. These people, in my mind, exemplify the democratic process and it is indeed a pleasure to be associated with them.

Respectfully submitted,

A handwritten signature in black ink, appearing to read 'M. H. Wigginton', with a long horizontal flourish extending to the left.

M. H. Wigginton  
Chief Electoral Officer

**ELECTED MEMBERS  
GENERAL ELECTION  
17 April 2000**

	<b>Electoral District</b>	<b>Member of Legislative Assembly</b>	
No. 1	Souris - Elmira	Andy Mooney	(PC)
No. 2	Morell - Fortune Bay	Kevin J. MacAdam	(PC)
No. 3	Georgetown - Baldwin's Road	Michael F. Currie	(PC)
No. 4	Montague - Kilmuir	Jim Bagnall	(PC)
No. 5	Murray River - Gaspereaux	Pat Binns	(PC)
No. 6	Belfast - Pownal Bay	Wilbur MacDonald	(PC)
No. 7	Glen Stewart - Bellevue Cove	Pat Mella	(PC)
No. 8	Tracadie - Fort Augustus	Mildred Dover	(PC)
No. 9	Stanhope - East Royalty	Jamie Ballem	(PC)
No. 10	Sherwood - Hillsborough	Elmer MacFadyen	(PC)
No. 11	Parkdale - Belvedere	Chester Gillan	(PC)
No. 12	Charlottetown - Kings Square	Bobby MacMillan	(PC)
No. 13	Charlottetown - Rochford Square	Jeff Lantz	(PC)
No. 14	Charlottetown - Spring Park	Wes MacAleer	(PC)
No. 15	Winsloe - West Royalty	Don MacKinnon	(PC)
No. 16	North River - Rice Point	Ron MacKinley	(LIB)
No. 17	Crapaud - Hazel Grove	Norman MacPhee	(PC)
No. 18	Park Corner - Oyster Bed	Beth MacKenzie	(PC)
No. 19	Borden - Kinkora	Eric Hammill	(PC)
No. 20	Kensington - Malpeque	Mitch Murphy	(PC)
No. 21	Wilmot - Summerside	Greg Deighan	(PC)
No. 22	St. Eleanors - Summerside	Helen MacDonald	(PC)
No. 23	Cascumpec - Grand River	Philip Brown	(PC)
No. 24	Evangeline - Miscouche	Wilfred Arsenaault	(PC)
No. 25	West Point - Bloomfield	Eva Rodgeron	(PC)
No. 26	Alberton - Miminegash	Cletus J. Dunn	(PC)
No. 27	Tignish - DeBlois	Gail A. Shea	(PC)

**PROVINCIAL TOTALS**

Number Enumerated	Ballots Cast	% Cast	Ballots Rejected	% Rejected	Votes Received LIB	% LIB	Votes Received NDP	% NDP	Votes Received PC	% PC
94,087	79,844	84.86	348	0.44	26,817	33.59	6,670	8.35	46,009	57.62
<b>ELECTED</b>										
					Island New Democrats		0			
					Liberal		1			
					Progressive Conservative		26			
					Total		<u>27</u>			

## DECLARATION DAY RESULTS

ELECTORAL DISTRICT	NAME OF CANDIDATE	NUMBER ENUMERATED	BALLOTS CAST		BALLOT CAST	BALLOTS REJECTED		VOTES RECEIVED	% REJECTED	VOTES RECEIVED	% VOTES RECEIVED	MAJORITY
			CAST	CAST		REJECTED	REJECTED					
No. 1 Souris - Elmira	Brown, Brian (LIB)	2,754	2,444	89.00	7	0.29	726	29.71				
	Fay, Betty (NDP)						176	7.20				
	Mooney, Andy (PC)						1,535	62.81				809
No. 2 Morell - Bay Fortune	Curley, Brian (NDP)	2,891	2,673	92.77	9	0.34	47	1.76				
	Larkin, Danny (LIB)						826	30.90				
	MacAdam, Kevin J. (PC)						1,791	67.00				965
No. 3 Georgetown - Baldwin's Road	Campbell, Danny (LIB)	3,018	2,738	90.89	5	0.18	827	30.20				
	Currie, Michael F. (PC)						1,807	66.00				980
	Peripoli, Bruno (NDP)						99	3.62				
No. 4 Montague - Kilmuir	Bagnall, Jim (PC)	2,608	2,340	90.15	11	0.47	1,379	58.93				514
	Creed, Larry Stanly (LIB)						865	36.97				
	MacDonald, Glen (NDP)						85	3.63				
No. 5 Murray River - Gaspereaux	Binns, Pat (PC)	2,661	2,408	90.94	12	0.5	1,668	69.27				981
	Clarey, Andy (LIB)						687	28.53				
	(Kelly) Hawkes, Deborah (NDP)						41	1.70				
No. 6 Belfast - Pownal Bay	Hansen, Mark (NDP)	2,995	2,699	90.38	8	0.3	143	5.30				
	MacDonald, Wilbur (PC)						1,611	59.69				674
	Mutch, Ernie (LIB)						937	34.72				
No. 7 Glen Stewart - Bellevue Cove	Evans-Murley, Viola (LIB)	4,040	3,514	87.33	14	0.4	852	24.25				
	MacNeil, Jane (NDP)						249	7.09				
	Mella, Pat (PC)						2,399	68.27				1,547

## DECLARATION DAY RESULTS

ELECTORAL DISTRICT	NAME OF CANDIDATE	NUMBER ENUMERATED	BALLOTS CAST	BALLOT CAST	BALLOTS REJECTED	%	VOTES RECEIVED	% VOTES RECEIVED	MAJORITY
No. 8 Tracadie - Fort Augustus	Dover, Mildred (PC)	3,289	2,903	88.90	21	0.72	1,737	59.83	755
	Hughes, Judy (LIB)						982	33.83	
	Kelly, Blair W. (NDP)						163	5.61	
No. 9 Stanhope - East Royalty	Ballem, Jamie (PC)	3,799	3,281	86.73	14	0.43	1,992	60.71	912
	Cheverie, Leo (NDP)						195	5.94	
	Reardon, Eddie (LIB)						1,080	32.92	
No. 10 Sherwood - Hillsborough	Hill, Victoria (NDP)	3,482	2,896	83.60	15	0.52	200	6.91	949
	MacFadyen, Elmer (PC)						1,815	62.67	
	Poulton, Allan (LIB)						866	29.90	
No. 11 Parkdale - Belvedere	Gillan, Chester (PC)	3,102	2,556	82.69	9	0.35	1,719	67.25	1,077
	Mal, Jacob (LIB)						642	25.12	
	Perry, Edith (NDP)						186	7.28	
No. 12 Charlottetown - Kings Square	Brown, Richard (LIB)	3,386	2,711	80.42	12	0.44	1,197	44.15	16
	MacMillan, Bobby (PC)						1,213	44.74	
	Sprague, Lesley (NDP)						289	10.66	
No. 13 Charlottetown - Rochford Square	Bingham, Ken (NDP)	3,568	2,854	80.33	12	0.42	294	10.30	318
	Lantz, Jeff (PC)						1,433	50.21	
	MacDonald, Ian "Tex" (LIB)						1,115	39.07	
No. 14 Charlottetown - Spring Park	Broderick, Leo (NDP)	3,797	3,153	83.41	14	0.44	452	14.34	799
	MacAleer, Wes (PC)						1,743	55.28	
	Porter, Dianne (LIB)						944	29.94	

## DECLARATION DAY RESULTS

ELECTORAL DISTRICT	NAME OF CANDIDATE	NUMBER ENUMERATED	BALLOTS CAST		BALLOT CAST	BALLOTS REJECTED		VOTES RECEIVED	% REJECTED	VOTES RECEIVED	% VOTES RECEIVED	MAJORITY
			CAST	REJECTED		REJECTED	REJECTED					
No. 15 Winsloe - West Royalty	Hunt, Marlene (NDP)	4,395	3,533	80.77	17	0.48	235	6.65				
	MacKinnon, Don (PC)						2,203	62.35				1,125
	McCloskey, Peter (LIB)						1,078	30.51				
No. 16 North River - Rice Point	Dawson, Irene (NDP)	4,602	3,834	83.53	10	0.26	321	8.37				
	Lank, Donna (PC)						1,673	43.64				
	MacKinley, Ron (LIB)						1,830	47.73				157
No. 17 Crapaud - Hazel Grove	Godfrey, Cecil (LIB)	4,025	3,510	87.58	15	0.43	1,223	34.84				
	MacPhee, Norman (PC)						1,931	55.01				708
	Reddin, Tony (NDP)						341	9.72				
No. 18 Park Corner - Oyster Bed	Ling, Allan (LIB)	4,438	3,662	82.90	17	0.46	1,223	33.40				
	MacKenzie, Beth (PC)						2,135	58.30				912
	Rodd, James (NDP)						287	7.84				
No. 19 Borden - Kinkora	Dibling, Andy (NDP)	3,784	3,069	81.47	14	0.46	153	4.99				
	Hammill, Eric (PC)						1,900	61.91				898
	Sutherland, Lorne (LIB)						1,002	32.65				
No. 20 Kensington - Malpeque	Campbell, Greg (LIB)	4,454	3,593	81.37	31	0.86	690	19.20				
	Fraser, Clarence (NDP)						218	6.07				
	Murphy, Mitch (PC)						2,654	73.87				1,964
No. 21 Wilmot - Summerside	Deighan, Greg (PC)	4,308	3,335	77.69	12	0.36	1,674	50.19				428
	Robichaud, Gary (NDP)						403	12.08				
	Schurman, Paul Hudson (LIB)						1,246	37.36				



## DECLARATION DAY RESULTS

ELECTORAL DISTRICT	NAME OF CANDIDATE	NUMBER ENUMERATED	BALLOTS CAST		BALLOTS REJECTED	VOTES RECEIVED	% REJECTED	VOTES RECEIVED	% VOTES RECEIVED	MAJORITY
			CAST	CAST						
No. 22 St. Eleanors - Summerside	Carew, Wayne (LIB) Chapman, David (NDP) MacDonald, Helen (PC)	4,107	3,203	78.35	15	1,194	0.47	37.28		
No. 23 Casumpec - Grand River	Brown, Philip (PC) Henderson, Rob (LIB) Robinson, Peter (NDP)	3,072	2,641	86.39	13	1,118	0.49	42.33		24
No. 24 Evangeline - Miscouche	Arsenault, Wilfred (PC) Arsenault Belaire, Leona (NDP) Maddix, Robert (LIB)	2,848	2,499	87.89	4	1,209	0.16	48.38		83
No. 25 West Point - Bloomfield	Adams, Charles R. (LIB) Dickieson, Dr. Herb (NDP) Rodgerson, Eva (PC)	2,629	2,356	90.07	12	481	0.51	20.42		
No. 26 Alberton - Miminegash	Dunn, Cletus J. (PC) Lewis, Donna M. (NDP) MacLeod, Hector (LIB)	3,153	2,797	89.18	15	1,629	0.54	58.24		613
No. 27 Tignish - DeBlois	LeClair, Neil J. (LIB) Pendergast, Reg T. (NDP) Shea, Gail A. (PC)	2,882	2,642	92.02	10	1,068	0.38	40.42		
						92		3.48		
						1,472		55.72		404

**No. 1 Souris - Elmira**

Returning Officer - John Grant

No.		POLLING DIVISION	ELECTORS	BALLOTS CAST FOR CANDIDATES			Rejected Ballots
				Brian Brown LIB	Betty Fay NDP	Andy Mooney PC	
	*	Advance Poll		117	19	248	3
1		New Zealand	230	51	16	113	0
2		North Lake	271	73	20	112	1
3		Souris West	426	98	17	177	0
4		Souris River	363	72	19	169	0
5		Souris	254	43	8	108	1
6		Souris North	190	49	5	104	0
7		Black Pond	265	45	16	126	0
8		Chepstow	433	95	29	180	1
9		Bothwell	322	63	25	179	0
		Colville Manor		20	2	19	1
		<b>TOTALS</b>	<b>2754</b>	<b>726</b>	<b>176</b>	<b>1535</b>	<b>7</b>

\* Includes the count for the Advance Poll and Mail-in Ballots

**No. 2 Morell - Fortune Bay**

Returning Officer - Aubrey Webster

No.	POLLING DIVISION	ELECTORS	BALLOTS CAST FOR CANDIDATES			Rejected Ballots
			Brian Curley NDP	Danny Larkin LIB	Kevin J. MacAdam PC	
	* Advance Poll		5	95	245	1
1	Cherry Hill	371	11	83	204	0
2	Bristol	284	5	55	153	1
3	Morell South	344	4	78	176	1
4	St. Peters North	279	2	83	147	1
5	Farmington	255	0	87	129	0
6	St. Charles	362	6	113	194	1
7	Green Meadows	320	4	61	204	1
8	St. Peters South	328	3	99	153	1
9	Red House	348	7	72	186	2
	<b>TOTALS</b>	<b>2891</b>	<b>47</b>	<b>826</b>	<b>1791</b>	<b>9</b>

\* Includes the count for the Advance Poll and Mail-in Ballots

**No. 3 Georgetown - Baldwin's Road**

Returning Officer - Donalda MacDonald

No.	POLLING DIVISION	ELECTORS	BALLOTS CAST FOR CANDIDATES			Rejected Ballots
			Danny Campbell LIB	Michael F. Currie PC	Bruno Peripoli NDP	
	* Advance Poll		83	206	7	0
1	Lorne Valley	323	110	163	7	0
2	Glenfanning	379	108	173	11	0
3	Poplar Point	402	127	190	19	0
4	New Perth	253	72	117	12	0
5	Victoria Cross	358	68	187	15	2
6	Pooles Corner	312	74	178	6	2
7	Woodville Mills	297	92	140	10	0
8	Georgetown North	369	55	236	4	1
9	Georgetown South	325	38	217	8	0
	<b>TOTALS</b>	<b>3018</b>	<b>827</b>	<b>1807</b>	<b>99</b>	<b>5</b>

\* Includes the count for the Advance Poll and Mail-in Ballots

**No. 4 Montague - Kilmuir**

Returning Officer - William Rourke

No.	POLLING DIVISION	ELECTORS	BALLOTS CAST FOR CANDIDATES				Rejected Ballots
			Jim Bagnall PC	Larry Stanly Creed LIB	Glen MacDonald NDP		
	* Advance Poll		200	144	4	4	
1	Mellish Road	357	175	87	10	2	
2	Brudenell	270	119	80	3	2	
3	Montague East	263	125	61	9	1	
4	Montague West	281	146	70	5	1	
5	Montague Southwest	304	119	99	14	0	
6	Kilmuir	343	158	113	16	1	
7	Montague Southeast	420	167	110	13	0	
8	Lower Montague	370	170	101	11	0	
	<b>TOTALS</b>	<b>2608</b>	<b>1379</b>	<b>865</b>	<b>85</b>	<b>11</b>	

\* Includes the count for the Advance Poll, Mobile Poll(s) and Mail-in Ballots

**No. 5 Murray River - Gaspereaux**

Returning Officer - Shirley Allen

No.	POLLING DIVISION	ELECTORS	BALLOTS CAST FOR CANDIDATES			Rejected Ballots
			Pat Binns PC	Andy Clarey LIB	Deborah (Kelly) Hawkes NDP	
	* Advance Poll		191	78	2	2
1	Milltown Cross	279	145	60	5	1
2	Sturgeon	257	140	64	3	2
3	Pembroke	316	146	94	2	0
4	Peters Road	236	130	51	7	0
5	Dover	335	177	84	5	1
6	Murray River South	289	148	84	4	1
7	High Bank	295	185	49	8	3
8	Murray Harbour	331	234	52	1	2
9	Beach Point	323	172	71	4	0
	<b>TOTALS</b>	<b>2661</b>	<b>1668</b>	<b>687</b>	<b>41</b>	<b>12</b>

\* Includes the count for the Advance Poll and Mail-in Ballots

**No. 6 Belfast - Pownal Bay**

Returning Officer - Sinclair MacTavish

No.		POLLING DIVISION	ELECTORS	BALLOTS CAST FOR CANDIDATES			Rejected Ballots
				Mark Hansen NDP	Wilbur MacDonald PC	Ernie Mutch LIB	
	*	Advance Poll		9	175	91	1
1		Alexandra	295	19	113	97	0
2		Village Green	334	12	172	95	1
3		Avondale	397	6	208	99	1
4		Cherry Valley	252	7	107	103	1
5		Kinross	285	6	156	83	0
6	a	Iona (A - MacL)	255	9	112	57	1
6	b	Iona (MacM - Z)	245	10	121	55	1
7		Point Prim	278	14	116	86	0
8		Pinette	295	21	139	92	0
9		Wood Islands	359	30	192	79	2
		<b>TOTALS</b>	<b>2995</b>	<b>143</b>	<b>1611</b>	<b>937</b>	<b>8</b>

\* Includes the count for the Advance Poll, Mobile Poll(s) and Mail-in Ballots

**No. 7 Glen Stewart - Bellevue Cove**

Returning Officer - Alma Birt

No.		POLLING DIVISION	ELECTORS	BALLOTS CAST FOR CANDIDATES			Rejected Ballots
				Viola Evans-Murley LIB	Jane MacNeil NDP	Pat Mella PC	
	*	Advance Poll		88	10	206	1
1		Mason Road	321	75	22	170	0
2	a	Hopeton Road (A - MacC)	266	59	16	148	1
2	b	Hopeton Road (MacD - Z)	284	62	8	165	1
3		Rankin Drive	353	66	25	172	1
4	a	Reddin Heights (A - L)	239	44	12	129	1
4	b	Reddin Heights (M - Z)	216	48	12	101	1
5		Glencove Drive	241	47	18	139	0
6	a	Langley (A - L)	263	46	17	146	1
6	b	Langley (M - Z)	242	35	7	153	1
7	a	Keppoch Lane (A - L)	244	32	14	145	0
7	b	Keppoch Lane (M - Z)	224	35	7	134	1
8		Ross Crescent	221	60	11	109	0
9		Kennedy Road	313	61	14	165	1
10		Clearview Estates	278	38	22	151	4
11		Fullertons Marsh	335	56	34	166	0
		TOTALS	4040	852	249	2399	14

\* Includes the count for the Advance Poll and Mail-in Ballots



**No. 8 Tracadie - Fort Augustus**

Returning Officer - Eldon Glover

No.		POLLING DIVISION	ELECTORS	BALLOTS CAST FOR CANDIDATES			Rejected Ballots
				Mildred Dover PC	Judy Hughes LIB	Blair W. Kelly NDP	
	*	Advance Poll		95	46	6	0
1		Grand Tracadie	411	187	128	27	0
2		Dunstaffnage	293	152	70	11	2
3		Tracadie Cross	289	134	94	23	2
4		Savage Harbour	291	156	83	8	5
5		Mermaid	392	195	108	29	0
6		Hazelbrook	331	183	63	12	5
7		Johnstons River	338	185	105	18	1
8		Fort Augustus	275	130	78	5	0
9		Watervale	387	185	112	12	4
10		Pisquid	282	135	95	12	2
		TOTALS	3289	1737	982	163	21

\* Includes the count for the Advance Poll and Mail-in Ballots

**No. 9 Stanhope - East Royalty**

Returning Officer - Roberta Smith

No.	POLLING DIVISION	ELECTORS	BALLOTS CAST FOR CANDIDATES				Rejected Ballots
			Jamie Ballem PC	Leo Cheverie NDP	Eddie Reardon LIB		
	* Advance Poll		174	6	68	1	
1	Stanhope By-The-Sea	357	180	2	125	1	
2	Covehead Road	247	90	1	111	1	
3	York East	273	102	8	95	2	
4	Suffolk	259	116	7	80	1	
5	York West	259	115	23	72	3	
6	Marshfield South	227	136	11	43	1	
7	East Royalty South	243	168	8	58	0	
8	L. M. Montgomery	354	183	22	72	1	
9	East Royalty North	256	96	16	51	0	
10	Kenlea Drive	285	140	21	80	1	
11	Ash Drive	394	200	25	73	0	
12	MacAleer Drive	297	145	22	79	0	
13	Royalty Junction	348	147	23	73	2	
	<b>TOTALS</b>	<b>3799</b>	<b>1992</b>	<b>195</b>	<b>1080</b>	<b>14</b>	

\* Includes the count for the Advance Poll and Mail-in Ballots

**No. 10 Sherwood - Hillsborough**

Returning Officer - Colin Jackson

No.	POLLING DIVISION	ELECTORS	BALLOTS CAST FOR CANDIDATES			Rejected Ballots
			Victoria Hill NDP	Elmer MacFadyen PC	Allan Poulton LIB	
	* Advance Poll		12	181	79	1
1	Scarlet Avenue	361	20	170	64	2
2	Doncaster Avenue	306	16	161	57	1
3	Pope Avenue	307	18	145	58	3
4	Francis Lane	306	16	174	62	3
5	Gordon Drive	336	18	122	72	1
6	Greensview Drive	151	10	88	27	0
7	Park Avenue	316	16	142	77	1
8	Westcomb Crescent	369	21	175	81	0
9	Glenthorn Avenue	371	20	170	110	1
10	Glenafton Drive	263	12	104	80	1
11	Q.E.H.-Riverside	396	21	183	99	1
	<b>TOTALS</b>	<b>3482</b>	<b>200</b>	<b>1815</b>	<b>866</b>	<b>15</b>

\* Includes the count for the Advance Poll, Mobile Poll(s) and Mail-in Ballots

**No. 11 Parkdale - Belvedere**

Returning Officer - Austin Trainor

No.	POLLING DIVISION	ELECTORS	BALLOTS CAST FOR CANDIDATES			Rejected Ballots
			Chester Gillan PC	Jacob Mal LIB	Edith Perry NDP	
	* Advance Poll		159	67	6	0
1	University Avenue	54	24	4	0	0
2	MacMillan Crescent	238	126	31	13	0
3	Poplar Avenue	165	83	34	5	0
4	Greenleaf Avenue	292	169	49	9	2
5	Roper Drive	238	125	55	7	0
6	Centennial Drive	211	104	38	21	0
7	Valhalla Drive	279	121	51	11	0
8	Park Royal	394	193	83	27	1
9	Harley Street	441	195	81	26	3
10	Laurie Drive	255	120	45	17	0
11	St. Pius X	258	139	55	25	2
12	Linden Avenue	277	161	49	19	1
	<b>TOTALS</b>	<b>3102</b>	<b>1719</b>	<b>642</b>	<b>186</b>	<b>9</b>

\* Includes the count for the Advance Poll, Mobile Poll(s) and Mail-in Ballots

**No. 12 Charlottetown - Kings Square**

Returning Officer - Shirley Dillon

No.	POLLING DIVISION	ELECTORS	BALLOTS CAST FOR CANDIDATES			Rejected Ballots
			Richard Brown LIB	Bobby MacMillan PC	Lesley Sprague NDP	
	* Advance Poll		188	278	18	1
1	Lapthorne Avenue	276	100	99	16	1
2	Bishop Street	327	78	80	21	1
3	Walthen Drive	313	66	85	18	1
4	Orlebar Street	305	101	130	31	1
5	Clarke Street	401	102	76	38	1
6	Sydney Street	244	77	53	23	1
7	Water Street East	283	88	55	30	0
8	Cumberland Street	346	100	107	30	0
9	Pleasant Street	329	120	90	21	0
10	Belmont Street	269	75	59	15	0
11	Park Street	293	102	103	30	2
	<b>TOTALS</b>	<b>3386</b>	<b>1197</b>	<b>1215</b>	<b>291</b>	<b>9</b>
	<b>RECOUNT TOTALS</b>		<b>1197</b>	<b>1213</b>	<b>289</b>	<b>12</b>

\* Includes the count for the Advance Poll, Mobile Poll(s) and Mail-in Ballots

**No. 13 Charlottetown - Rochford Square**

Returning Officer - Sandra Morello

No.	POLLING DIVISION	ELECTORS	BALLOTS CAST FOR CANDIDATES			Rejected Ballots
			Ken Bingham NDP	Jeff Lantz PC	Ian "Tex" MacDonald LIB	
	* Advance Poll		26	240	141	3
1	York Lane	335	22	125	92	2
2	Greenfield Avenue	266	8	118	66	0
3	Churchill Avenue	414	35	121	113	0
4	Highland Avenue	248	25	97	87	0
5	Cambridge Court	207	16	79	80	0
6	Costello Lane	214	23	71	74	1
7	Connolly Street	216	10	79	90	1
8	Passmore Street	283	22	76	77	1
9	Fitzroy Street West	321	23	56	35	1
10	West Street	245	18	82	62	1
11	Union Street	240	8	90	77	1
12	Queen Street North	296	30	106	67	1
13	Queen Street South	283	28	93	54	0
	<b>TOTALS</b>	<b>3568</b>	<b>294</b>	<b>1433</b>	<b>1115</b>	<b>12</b>

\* Includes the count for the Advance Poll, Mobile Poll(s) and Mail-in Ballots

**No. 14 Charlottetown - Spring Park**

Returning Officer - Edith Zakem

No.	POLLING DIVISION	ELECTORS	BALLOTS CAST FOR CANDIDATES			Rejected Ballots
			Leo Broderick NDP	Wes MacAleer PC	Dianne Porter LIB	
	* Advance Poll		42	215	104	4
1	Moreau Drive	394	32	201	103	0
2	Skyview Drive	239	33	105	51	0
3	Hutchinson Court	324	35	130	76	0
4	Cooper Avenue	275	38	105	57	0
5	Hunt Avenue	379	35	104	73	0
6	Edinburgh Drive	204	15	74	50	0
7	Rosemount Drive	343	38	144	80	1
8	Ashburn Crescent	312	22	133	71	7
9	Emerald Drive	168	18	82	42	0
10	Newland Crescent.	313	50	110	52	0
11	Wendy Drive	208	36	80	37	1
12	Landsdowne Drive	296	23	156	62	1
13	St. Claire Avenue	342	35	104	86	0
	<b>TOTALS</b>	<b>3797</b>	<b>452</b>	<b>1743</b>	<b>944</b>	<b>14</b>

\* Includes the count for the Advance Poll, Mobile Poll(s) and Mail-in Ballots

**No. 15 Winsloe - West Royalty**

Returning Officer - Debbie Good

No.		POLLING DIVISION	ELECTORS	BALLOTS CAST FOR CANDIDATES			Rejected Ballots
				Marlene Hunt NDP	Don MacKinnon PC	Peter McCloskey LIB	
	*	Advance Poll		16	295	150	3
1	a	Milton (A - L)	298	16	119	51	0
1	b	Milton (M - Z)	299	13	133	42	1
2		Harrington	429	38	192	94	1
3		Winsloe North	374	10	153	116	1
4		Winsloe South	284	15	111	76	0
5		Upton Farm	209	4	99	29	0
6	a	Thorndale Drive (A - L)	257	13	112	53	1
6	b	Thorndale Drive (M - Z)	273	7	141	45	0
7		Gates Drive	420	14	192	93	0
8		May Point Road	415	25	152	88	3
9		Chelsey Circle	210	11	105	48	0
10		Scott Street	201	15	103	33	0
11		Lewis Point	318	11	119	65	3
12		Altavista	271	18	117	65	2
13		Burns Avenue	137	9	60	30	2
		TOTALS	4395	235	2203	1078	17

\* Includes the count for the Advance Poll, Mobile Poll(s) and Mail-in Ballots



**No. 16 North River - Rice Point**

Returning Officer - Judy Richard

No.		POLLING DIVISION	ELECTORS	BALLOTS CAST FOR CANDIDATES			Rejected Ballots
				Irene Dawson NDP	Donna Lank PC	Ron MacKinley LIB	
	*	Advance Poll		30	183	144	1
1		Hampshire	340	16	121	102	1
2		Warren Grove	308	19	90	133	0
3		East Wiltshire	452	29	160	188	0
4		Chateau Estates	360	42	108	115	1
5		Cornwall North	420	19	144	130	1
6		Cornwall East	410	29	117	136	0
7		York Point	450	26	118	185	2
8		Ferry Road	375	28	140	118	1
9		Cornwall South	411	19	136	165	2
10		Meadowbank West	159	11	44	47	1
11		Meadowbank East	219	10	58	95	0
12		Nine Mile Creek	332	23	116	148	0
13		Rocky Point	366	20	138	124	0
		TOTALS	4602	321	1673	1830	10

\* Includes the count for the Advance Poll and Mail-in Ballots

**No. 17 Crapaud - Hazel Grove**

Returning Officer - Charles A. Frizzell

No.	POLLING DIVISION	ELECTORS	BALLOTS CAST FOR CANDIDATES			Rejected Ballots
			Cecil Godfrey LIB	Norman MacPhee PC	Tony Reddin NDP	
	* Advance Poll		100	139	16	1
1	Emerald	337	83	167	27	0
2	Stanchel	278	71	84	32	3
3	Fredericton	344	87	147	36	0
4	Darlington	295	110	107	19	0
5	North Wiltshire	344	127	128	23	0
6	Clyde River	375	112	158	20	3
7	Churchill	341	110	170	18	1
8	St. Catherines	327	72	195	20	1
9	Bonshaw	407	72	199	43	3
10	Brookvale	265	67	137	24	0
11	Westmoreland	276	99	119	13	0
12	Hampton	436	113	181	50	3
	<b>TOTALS</b>	<b>4025</b>	<b>1223</b>	<b>1931</b>	<b>341</b>	<b>15</b>

\* Includes the count for the Advance Poll and Mail-in Ballots

**No. 18 Park Corner - Oyster Bed**

Returning Officer - Shirley Smith

No.		POLLING DIVISION	ELECTORS	BALLOTS CAST FOR CANDIDATES			Rejected Ballots
				Allan Ling LIB	Beth MacKenzie PC	James Rodd NDP	
	*	Advance Poll		78	130	14	5
1		Park Corner	358	77	193	24	0
2		Southwest River	259	74	89	17	2
3		New London	419	102	207	21	1
4		Cavendish	288	84	128	19	0
5		New Glasgow	400	109	195	24	0
6		Hunter River	323	103	129	23	2
7		North Rustico	348	90	173	14	1
8		Rusticoville	387	68	214	28	0
9		South Rustico	442	108	213	28	1
10		Ebenezer	362	113	148	17	1
11		Springvale	392	104	132	31	1
12	a	Brackley Point (A - MacM)	231	45	101	15	2
12	b	Brackley Point (MacN - Z)	229	68	83	12	1
		TOTALS	4438	1223	2135	287	17

\* Includes the count for the Advance Poll, Mobile Poll(s) and Mail-in Ballots

**No. 19 Borden - Kinkora**

Returning Officer - Kathy Montgomery

No.	POLLING DIVISION	ELECTORS	BALLOTS CAST FOR CANDIDATES			Rejected Ballots
			Andy Dibling NDP	Eric Hammill PC	Lorne Sutherland LIB	
	* Advance Poll		9	142	84	2
1	North Bedeque	370	16	179	79	1
2	Mill Valley	268	17	112	65	1
3	Lower Bedeque	384	25	174	92	0
4	Central Bedeque	359	14	181	68	2
5	South Freetown	399	12	205	72	1
6	Albany	316	9	140	111	0
7	Somerset	375	6	199	65	0
8	Carleton Siding	280	6	131	102	1
9	Borden - Cape Traverse	394	16	162	117	3
10	Augustine Cove	292	4	153	74	2
11	Tryon	347	19	122	73	1
	<b>TOTALS</b>	<b>3784</b>	<b>153</b>	<b>1900</b>	<b>1002</b>	<b>14</b>

\* Includes the count for the Advance Poll, Mobile Poll(s) and Mail-in Ballots

**No. 20 Kensington - Malpeque**

Returning Officer - Joyce Hunter

No.	POLLING DIVISION	ELECTORS	BALLOTS CAST FOR CANDIDATES			Rejected Ballots
			Greg Campbell LIB	Clarence Fraser NDP	Mitch Murphy PC	
	* Advance Poll		65	10	199	3
1	Darnley	303	34	13	185	2
2	Spring Valley	458	55	10	278	1
3	Kensington East	319	45	8	188	3
4	Margate	393	44	16	228	4
5	Kensington South	340	44	12	218	2
6	Kensington Central	263	24	7	160	4
7	Clermont	418	43	14	231	1
8	New Annan	209	31	11	89	1
9	Travellers Rest	388	61	24	203	3
10	Reads Corner	376	61	15	189	3
11	Hillside Drive	413	91	32	200	0
12	Small Drive	305	46	25	148	2
13	Sherbrooke	269	46	21	138	2
	TOTALS	4454	690	218	2654	31

\* Includes the count for the Advance Poll, Mobile Poll(s) and Mail-in Ballots

**No. 21 Wilmot - Summerside**

Returning Officer - Ken Kenny

No.	POLLING DIVISION	ELECTORS	BALLOTS CAST FOR CANDIDATES				Rejected Ballots
			Greg Deighan PC	Gary Robichaud NDP	Paul Hudson Schurman LIB		
	* Advance Poll		214	19	178	2	
1	Greenwood Drive	382	120	35	107	1	
2	Hately Crescent	335	111	39	97	1	
3	Granville Street North	186	59	15	49	0	
4	Ryan Street	406	146	26	110	1	
5	Beaton Avenue	417	115	36	82	2	
6	Lefurgey Avenue	451	166	29	93	0	
7	Linden Avenue	224	92	15	49	1	
8	Saunders Avenue	245	102	22	62	0	
9	Lidstone Street	190	61	22	57	0	
10	Rogers Lane	404	136	45	112	0	
11	Milton Avenue	298	92	24	84	2	
12	Eustane Street	317	83	31	45	0	
13	Balcom Drive	225	83	25	53	0	
14	Bay Avenue	228	94	20	68	2	
	<b>TOTALS</b>	<b>4308</b>	<b>1674</b>	<b>403</b>	<b>1246</b>	<b>12</b>	

\* Includes the count for the Advance Poll, Mobile Poll(s) and Mail-in Ballots

**No. 22 St. Eleanors - Summerside**

Returning Officer - David MacPhee

No.	POLLING DIVISION	ELECTORS	BALLOTS CAST FOR CANDIDATES			Rejected Ballots
			Wayne Carew LIB	David Chapman NDP	Helen MacDonald PC	
	* Advance Poll		152	14	189	3
1	West Drive	464	119	63	167	1
2	Darby Drive	320	82	29	111	2
3	Linkletter	236	39	18	115	0
4	Bayview Drive	275	85	15	104	1
5	South Drive	247	43	18	98	1
6	Norman Drive	449	90	33	135	1
7	Highland Avenue	313	90	16	96	3
8	Chestnut Avenue	247	74	17	90	0
9	Poplar Avenue	204	50	17	54	0
10	Notre Dame Street West	357	86	41	135	1
11	Argyle Street	251	76	19	94	0
12	Park Street	203	59	18	81	0
13	Market Street	241	61	11	64	0
14	Church Street	300	88	39	93	2
	<b>TOTALS</b>	<b>4107</b>	<b>1194</b>	<b>368</b>	<b>1626</b>	<b>15</b>

\* Includes the count for the Advance Poll, Mobile Poll(s) and Mail-in Ballots

**No. 23 Cascumpec - Grand River**

Returning Officer - Marion McNeill

No.	POLLING DIVISION	ELECTORS	BALLOTS CAST FOR CANDIDATES			Rejected Ballots
			Phillip Brown PC	Rob Henderson LIB	Peter Robinson NDP	
	* Advance Poll		146	105	24	2
1	Fortune Cove	359	152	100	39	2
2	West Devon	279	85	73	39	1
3	Freeland	268	46	104	62	1
4	North Enmore	273	58	89	44	0
5	East Bideford	278	77	90	33	0
6	Lennox Island	159	22	48	21	0
7	Tyne Valley	407	112	139	49	1
8	Springhill	338	151	98	33	2
9	Arlington	356	118	138	35	0
10	Central Lot 16	355	151	110	37	4
	TOTALS	3072	1118	1094	416	13

\* Includes the count for the Advance Poll, Mobile Poll(s) and Mail-in Ballots



**No. 24 Evangeline - Miscouche**

Returning Officer - Judy Gallant

No.	POLLING DIVISION	ELECTORS	BALLOTS CAST FOR CANDIDATES			Rejected Ballots
			Wilfred Arsenault PC	Leona Arsenault Belaire NDP	Robert Maddix LIB	
	* Advance Poll		109	4	38	1
1	Egmont Bay	327	117	16	151	0
2	St. Gilbert	285	93	8	149	0
3	Wellington	326	139	6	136	1
4	Abrams Village	228	99	22	88	1
5	Mont Carmel	348	175	10	134	0
6	St. Nicholas	224	110	9	63	1
7	Miscouche West	390	146	23	123	0
8	Miscouche East	357	114	16	136	0
9	Slemon Park	363	107	46	108	0
	<b>TOTALS</b>	<b>2848</b>	<b>1209</b>	<b>160</b>	<b>1126</b>	<b>4</b>

\* Includes the count for the Advance Poll, Mobile Poll(s) and Mail-in Ballots

**No. 25 West Point - Bloomfield**

Returning Officer - Margie MacWilliams

No.	POLLING DIVISION	ELECTORS	BALLOTS CAST FOR CANDIDATES			Rejected Ballots
			Charles R. Adams LIB	Dr. Herb Dickieson NDP	Eva Rodgerson PC	
	* Advance Poll		83	103	158	2
1	Campbellton	125	26	37	44	1
2	Burton	215	41	63	59	0
3	Duvar	246	28	79	81	0
4	Unionvale	234	24	97	63	0
5	O'Leary North	320	36	125	92	0
6	Knutsford	292	80	81	65	0
7	Dunblane	286	55	73	94	1
8	O'Leary South	278	38	80	83	2
9	O'Leary South East	314	28	81	106	2
10	Brae	319	43	102	98	3
	TOTALS	2629	482	921	943	11
	RECOUNT TOTALS		481	920	943	12

\* Includes the count for the Advance Poll, Mobile Poll(s) and Mail-in Ballots

**No. 26 Alberton - Miminegash**

Returning Officer - Jean Meggison

No.	POLLING DIVISION	ELECTORS	BALLOTS CAST FOR CANDIDATES			Rejected Ballots
			Cletus J. Dunn PC	Donna M. Lewis NDP	Hector MacLeod LIB	
	* Advance Poll		204	11	136	4
1	Ebbsfleet	299	156	25	75	1
2	St. Edward	381	176	16	120	5
3	Lauretta	329	158	13	96	1
4	Central Kildare	448	167	11	132	0
5	Alberton North	295	110	4	81	1
6	Alberton East	345	136	9	108	2
7	Alberton South	329	159	17	79	0
8	Mill River East	435	231	21	92	1
9	Elmsdale	292	132	10	97	0
	<b>TOTALS</b>	<b>3153</b>	<b>1629</b>	<b>137</b>	<b>1016</b>	<b>15</b>

\* Includes the count for the Advance Poll, Mobile Poll(s) and Mail-in Ballots

**No. 27 Tignish - DeBlois**

Returning Officer - Helen McKenna

No.	POLLING DIVISION	ELECTORS	BALLOTS CAST FOR CANDIDATES			Rejected Ballots
			Neil J. LeClair LIB	Reg T. Pendergast NDP	Gail A. Shea PC	
	* Advance Poll		154	16	353	2
1	Seacow Pond	324	107	2	140	1
2	Nail Pond	376	137	6	138	1
3	Skidders Pond	312	88	15	129	1
4	Peterville	397	136	8	140	0
5	Tignish Central	297	71	8	122	4
6	Judes Point	306	99	4	98	1
7	Tignish South	192	57	2	81	0
8	St. Felix	367	117	16	157	0
9	Profits Corner	311	102	15	114	0
	<b>TOTALS</b>	<b>2882</b>	<b>1068</b>	<b>92</b>	<b>1472</b>	<b>10</b>

\* Includes the count for the Advance Poll, Mobile Poll(s) and Mail-in Ballots