

How's Work Going?



*Employee Survey
Department Results*

2007

Agriculture & Fisheries

2007 EMPLOYEE SURVEY

Agriculture & Fisheries

The following report outlines your departmental results for the 2007 employee survey. We have broken down the survey questions and given you the detailed results in an effort to support you in achieving your goals.

Included are the following:

- 1.0 2007 Agreement Results
- 2.0 2007 Average/Importance Category Scores
- 3.0 Priority Analysis
- 4.0 Employee Engagement
- 5.0 Comparison Table
- 6.0 Summary Results: The unfavourable, neutral, favourable, and importance percentages for each Question.
- 7.0 Detailed Results – Additional Questions
 - 7.1 Barrier Question
 - 7.2 Stress Question
 - 7.3 Attraction to Work in Government Question
 - 7.4 Intention to Stay Question
 - 7.5 Disclosure of Wrongdoing Policy Question
- Appendix A - Response Rate
- Appendix B - Four Year Comparison of Results (2004-2007): A comparison table outlining favourable scores over time of all individual questions asked since 2004 including how and when and how they changed.

For further information about methodology, survey changes from previous years, and overall public service results, etc., please visit the survey website: www.gov.ns.ca/psc/survey.

For additional support and information regarding your department please do not hesitate to contact Nikki Holden at HOLDENJ@gov.ns.ca or feel free to call at 424-6655.

1.0 Agriculture & Fisheries – 2007 Agreement Results

1.1 Summary 2007 Department Results

The table below summarizes the results by identifying the number of questions in each of the favourable classifications in 2007 in comparison to the overall corporate 2007 favourable scores. Included are the survey questions asked for each category.

Category	2007 Department Results	Overall Corporate 2007 Results
<i>Clear strengths to celebrate and build upon.</i> (Questions with a favourable score \geq 80%)	23	17
<i>Moderate Areas of Strength to build upon.</i> (Questions with a favourable score of 60-79%)	37	44
<i>Improvement Areas</i> (Questions with a favourable score of 41-59%)	24	23
<i>Areas that require immediate attention</i> (Questions with a favourable score of \leq 40%)	4	4
<i>Total questions asked with favourable scores per survey year.</i>	88	88

1.2 Summary of 2007 Results (by classification category) – Agriculture & Fisheries

Areas of clear strength include employee perceptions of;

- The people I work with make an effort to help each other out.
- I have a positive working relationship with my coworkers.
- My supervisor considers my work-related ideas.
- I received communications about our Department's business plan in the past 12 months.
- I know how my work contributes to the achievement of my department's goals.
- I received communications regarding the results of last year's employee survey.
- I can balance the demands of my work life with the demands of my personal/family life.
- I have access to training opportunities.
- I can apply what I have learned in my training to my job.
- My job is a good fit with my skills and interests.
- I have not experienced racism and/or discrimination in my workplace in the past 12 months.
- My Department creates a safe work environment for its employees.
- I feel safe working in my job.
- I have not experienced harassment (sexual, racial) behaviour in my workplace in the past 12 months.
- I know who the Occupational Health and Safety representatives are for my work area.
- Employees have access to job postings within the Government of Nova Scotia.
- I have the required qualifications to meet the needs of my job.
- I am proud to work as a public servant.
- I am aware of the corporate healthy workplace policy.
- I am inspired to give my very best.
- I strive to improve my department's results.
- I am satisfied with my job.
- Overall, I am satisfied with my work as a Government of Nova Scotia employee.

Areas of moderate strength include employee perceptions of:

- Shared goals are developed for my workgroup.
- I have opportunities to provide input into decisions that affect my work.
- I can provide input into decisions that are made in my department.
- Innovation is valued in my work.
- I am encouraged to share what I have learned with others in my workgroup.
- I get the training and related support I need to support my continuous learning.
- My organization supports my work-related learning and development.
- I have opportunities to participate in assignment/projects in my department that allow me to expand and develop new skills.
- I know where I can go for help (the process) to resolve workplace ethical dilemmas or conflicts.
- I have support at work to balance my work and personal life.
- I have the tools, equipment, support and information I need to do my job well.
- I have support at work to provide a high level of service.
- I have not experienced bullying behaviour in my workplace in the past 12 months.
- I receive the communications that I need to do my job well.
- I feel valued for my contributions at work.

Areas of moderate strength (con't);

- The senior leaders (comprised of: deputy ministers, assistant/associate deputy ministers, CEOs, directors and executive directors) in my department set a good example for employees.
- I have confidence in the senior leadership in my department.
- The senior leadership of my department is genuinely interested in the well being of employees.
- I can talk openly with my supervisor about my work.
- I have a positive working relationship with the person I report to.
- I am satisfied with the quality of supervision I receive.
- My supervisor gives me feedback about my work performance.
- I have participated in performance appraisal/review with my supervisor in the past 12 months.
- The person I report to consults me on decisions that affect my work.
- The Government of Nova Scotia demonstrates its commitment to diversity in the workplace.
- Employees in my department are respectful of employee differences.
- My department values diversity.
- I am provided with the accommodations I need to ensure my full participation in my workplace.
- I would recommend the Government of Nova Scotia as a great place to work.
- I see a future for my career, working for the Government of Nova Scotia.
- I would prefer to stay with the Government of Nova Scotia, even if offered a similar job elsewhere.
- I am proud to tell people I work for the Government of Nova Scotia.
- I work for an effective organization; in other words, my department regularly achieves the goals set out in our business plan.
- I am aware of Government's "Disclosure of Wrongdoing" policy.
- I am aware of my department's healthy workplace initiatives.
- My department promotes a healthy and supportive workplace.
- Overall, I am satisfied with my work as a Government of Nova Scotia employee.

Improvement Areas include:

- I have opportunities for career growth within the Government of Nova Scotia.
- I can report concerns related to workplace ethical dilemmas or conflicts without fear of reprisal.
- My work environment is supportive of my involvement in community/volunteers activities.
- Work-related information is shared within my department.
- I am aware of Government's corporate values.
- I am compensated fairly for my job.
- I receive meaningful recognition for work well done.
- I receive recognition from my supervisor for a job well done.
- Senior Management will try to resolve issues raised by employees in this survey.
- Essential information flows effectively from senior leadership to staff.
- Senior leadership in my department provides clear direction.
- Senior leadership in my department makes timely decisions.
- The person I report to is an effective leader.
- My supervisor manages conflict in my workgroup.
- Managers in my area make timely decisions.
- Hiring in the Government of Nova Scotia is based on merit.

Improvement Areas (con't);

- As a manager of staff, I can attract and recruit the people I need in order to achieve my division/department goals.
- As a manager of staff, I can retain (keep) the people I need in order to achieve my division/department goals.
- Hiring, promotion and other staffing processes in my department are conducted in a transparent manner.
- Hiring, promotion and other staffing processes are fair and impartial.
- I know who to contact to make a disclosure of wrongdoing.
- I participate in healthy workplace initiatives.
- I am aware and read “@ the Window” healthy workplace newsletter.
- I am aware that GoverNEXT was established to represent young public servants working for the Province of Nova Scotia.

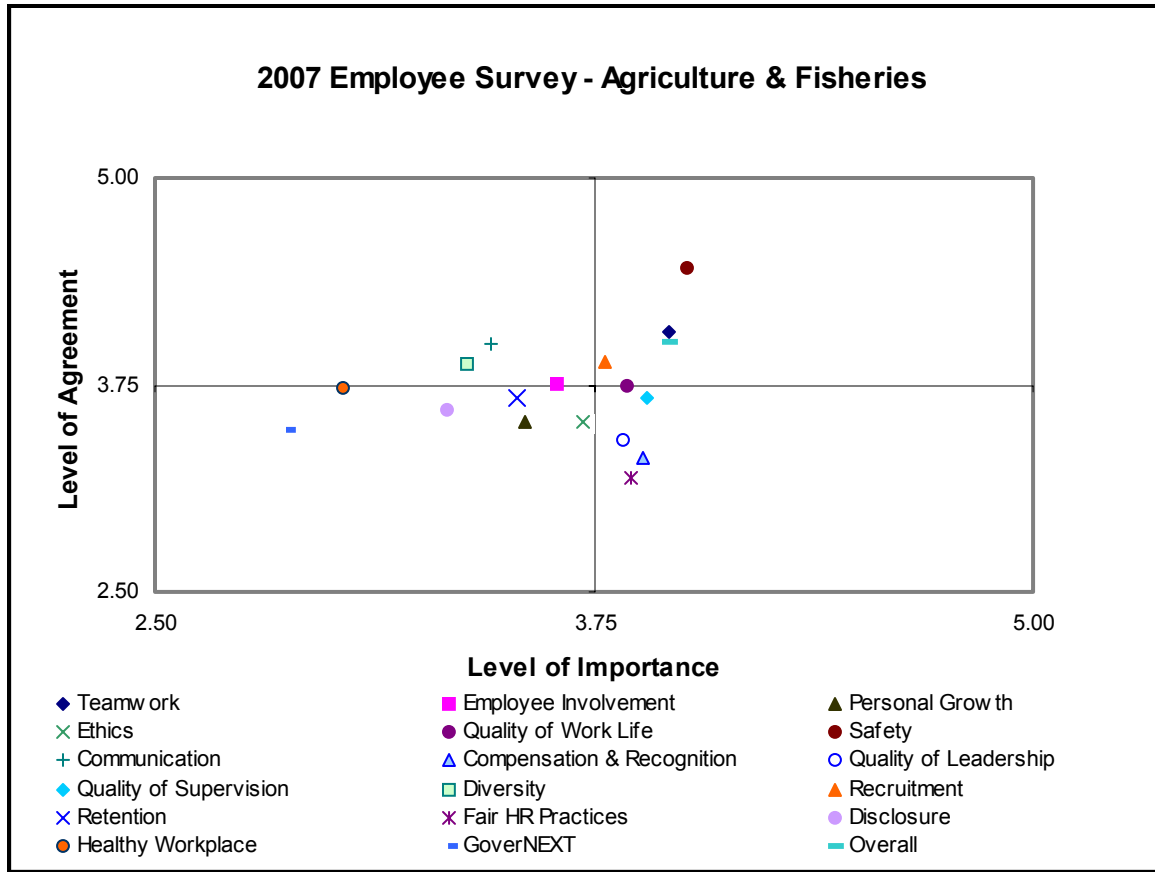
Areas that require immediate attention;

- I have opportunities for career advancement within the Government of Nova Scotia.
- I have opportunities for career growth within my department.
- My department is actively implementing activities and practices that support a diverse workplace.
- I would feel comfortable using the reporting process outlined in the “Disclosure of Wrongdoing” policy.

2.0 – Agriculture & Fisheries – 2007 Average/Importance Category Scores

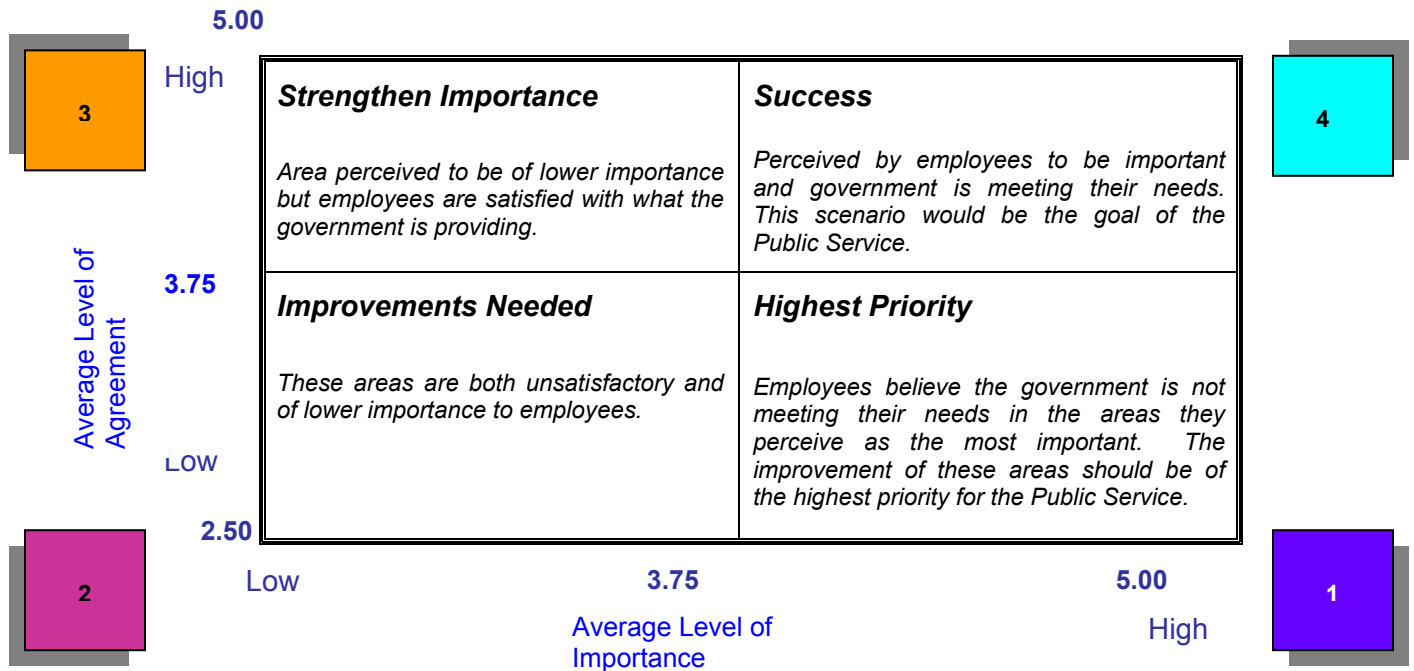
To provide a visual picture to illustrate with regards to how employees perceive their current work environment and what they consider as important to them the average scores for each question were used to calculate the overall average agreement and importance score for each category. These 18 category agreement and importance scores were then mapped on a scatter plot.

The following scatter plot shows the action grid results by category for your Department.



3.0 - Agriculture & Fisheries – Priority Analysis

To help identify where to focus response and action efforts, the quadrants are numbered. These quadrants are numbered one through four starting at the bottom right corner. The following table defines each of the four quadrants and how to interpret the data points.



Overall, employees' perception of their work environment in your department is summarized below. The table below will help determine what categories you need to perform further analysis to determine where to focus action planning for improvements.

Agriculture & Fisheries – Priority Analysis

Strengthen Importance <ul style="list-style-type: none"> ➤ Diversity ➤ Communications ➤ Employee Involvement ➤ Healthy Workplace 	Success <ul style="list-style-type: none"> ➤ Safety ➤ Teamwork ➤ Overall Questions ➤ Recruitment
Improvements Needed <ul style="list-style-type: none"> ➤ Personal Growth ➤ Retention ➤ Disclosure of Wrongdoing ➤ Ethics ➤ GoverNEXT 	Highest Priority <ul style="list-style-type: none"> ➤ Compensation and Recognition ➤ Quality of Leadership ➤ Fair Human Resource Practices ➤ Quality of Work Life ➤ Quality of Supervision

4.0 Agriculture & Fisheries - Employee Engagement

4.1 Employee Engagement Index

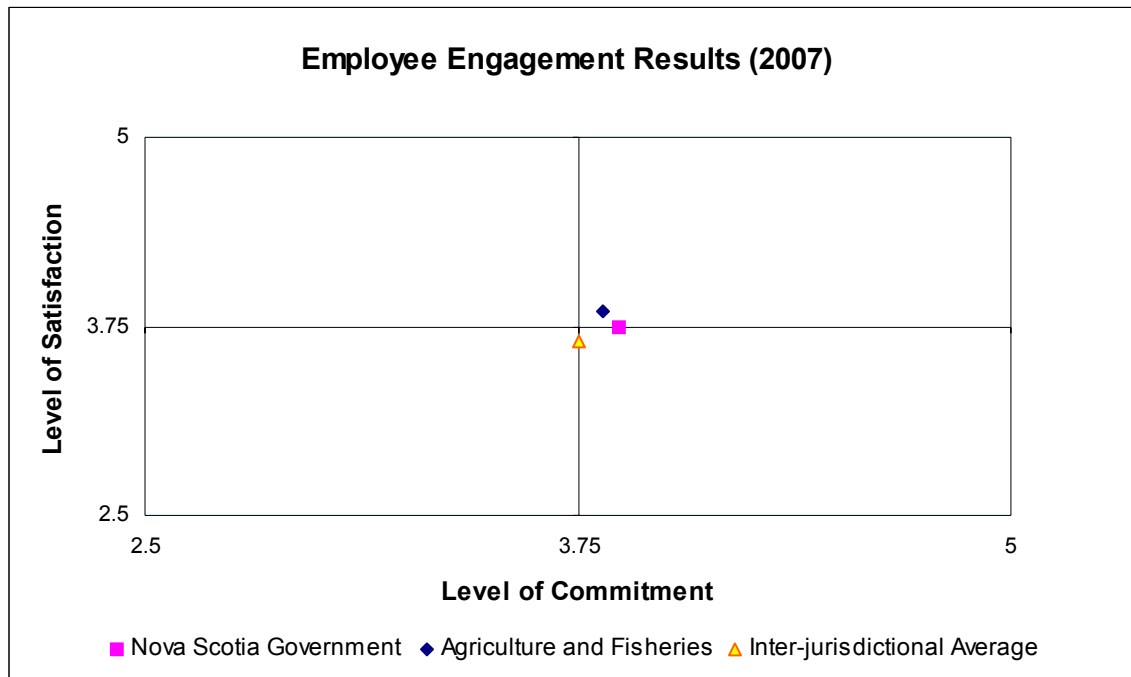
Determining the level of employee engagement is another way to measure progress. Employee engagement is the extent to which an individual feels connected to, and involved with, their job and the organization. Research shows that increased employee commitment, satisfaction and trust in leadership can positively impact the organization to help it reach its true potential. The conclusion can be made that overall employee satisfaction is evident in the level of engagement employees have in their work.

The Employee Engagement index was calculated to determine how engaged employees are in the public service. The following chart compares engagement scores from the overall Nova Scotia Government, the Inter-jurisdictional average and your department for 2007.

Employee Engagement Index	
Nova Scotia Government	71.6
Inter-jurisdictional	65.5
Agriculture and Fisheries	71.2

4.2 Level of Satisfaction and Level of Commitment

To determine where to focus to improve employee engagement, an analysis of employees' level of satisfaction and level of commitment can provide some insight.



5. Agriculture & Fisheries – Comparison Table

The table below summarizes the results by identifying the number of questions in each of the favourable classifications in 2004 and 2007 to show the increase in favourable scores. This is a straight comparison of questions that were asked in 2004 and again in 2007.

Category	2004 Department Results	2007 Department Results	Overall Corporate 2007 Results	Departmental Increase from 2004
<i>Clear strengths to celebrate and build upon.</i> (Questions with a favourable score >= 80%)	0	13	11	13
<i>Moderate Areas of Strength to build upon.</i> (Questions with a favourable score of 60-79%)	14	22	24	8
<i>Improvement Areas</i> (Questions with a favourable score of 41-59%)	23	7	8	-16
<i>Areas that require immediate attention</i> (Questions with a favourable score of <=40%)	6	1	0	-5
<i>Total questions asked with favourable scores per survey year.</i>	43	43	43	-

Note: Refer to Appendix B: Summary of Results 2004-2007 for details of significant changes and for comparison of all questions from 2004-2007.

6.0 Agriculture & Fisheries – 2007 Detailed Department Results

Questions	Unfavourable		Neutral		Favourable		Importance		Mean Score
	Count	%	Count	%	Count	%	Count	%	
1. The people I work with make an effort to help each other out.	12	9	6	5	113	86	127	97	4.21
2. Shared goals are developed for my workgroup.	26	20	11	8	94	72	123	94	3.63
3. I have a positive working relationship with my coworkers.	12	9	3	2	116	89	129	99	4.39
4. I have opportunities to provide input into decisions that affect my work.	25	19	4	3	102	78	129	99	3.81
5. My supervisor considers my work-related ideas.	17	13	9	7	105	80	126	96	4.03
6. I can provide input into decisions that are made in my Department.	37	28	14	11	80	61	117	89	3.43
7. Innovation is valued in my work	23	18	14	11	94	72	109	83	3.76
8. I have access to training opportunities.	19	15	5	4	107	82	120	92	3.98
9. I am encouraged to share what I have learned with others in my workgroup.	26	20	25	19	80	61	110	84	3.53
10. I can apply what I have learned in my training to my job.	8	6	9	7	114	87	119	91	4.20
11. I have opportunities for career advancement within the Government of Nova Scotia.	62	47	26	20	43	33	106	81	2.64
12. I have opportunities for career growth within the Government of Nova Scotia.	59	45	19	15	53	41	112	86	2.76
13. I have opportunities for career growth within my department.	68	52	12	9	51	39	110	84	2.59
14. I get the training and related support I need to support my continuous learning.	25	19	18	14	88	67	121	92	3.60
15. I have opportunities to participate in assignment/projects in my department that allow me to expand and develop new skills.	26	20	18	14	87	66	111	85	3.65

Questions	Unfavourable		Neutral		Favourable		Importance		Mean Score
	Count	%	Count	%	Count	%	Count	%	
16. My organization supports my work-related learning and development.	22	17	17	13	92	70	121	92	3.76
17. My job is a good fit with my skills and interests	8	6	2	2	121	92	128	98	4.41
19. I know where I can go for help (the process) to resolve workplace ethical dilemmas or conflicts.	26	20	13	10	92	70	119	91	3.73
20. I can report concerns related to workplace ethical dilemmas or conflicts without fear of reprisal.	42	32	18	14	71	54	123	94	3.31
21. I have support at work to balance my work and personal life.	16	12	14	11	101	77	124	95	3.94
22. I have the tools, equipment, support, and information I need to do my job well.	31	24	6	5	94	72	130	99	3.69
23. I have support at work to provide a high level of service.	29	22	12	9	90	69	131	100	3.66
24. I can balance the demands of my work life with the demands of my personal/family life.	21	16	2	2	108	82	130	99	4.04
25. My work environment is supportive of my involvement in community/volunteer activities.	19	15	50	38	62	47	92	71	3.46
27. My department creates a safe work environment for its employees.	4	3	5	4	122	93	126	96	4.53
28. I feel safe working in my job.	8	6	5	4	118	90	128	98	4.50
29. I have not experienced harassment (sexual, racial) behaviour in my workplace in the past 12 months.	9	7	2	2	120	92	125	95	4.60
30. I have not experienced bullying behaviour in my workplace in the past 12 months.	25	19	13	10	93	71	127	97	3.92
31. I know who the Occupational Health and Safety representatives are for my work area.	4	3	1	1	126	96	116	89	4.75
32. I received communications about our department's business plan in the past 12 months.	8	6	7	5	115	89	109	84	4.46

Questions	Unfavourable		Neutral		Favourable		Importance		Mean Score
	Count	%	Count	%	Count	%	Count	%	
33. I know how my work contributes to the achievement of my department's goals.	15	12	3	2	112	86	121	93	4.19
34. I receive the communications that I need to do my job well.	25	19	15	12	90	69	123	95	3.62
35. Work-related information is shared within my department.	38	29	15	12	77	59	124	95	3.39
36. I received communications regarding the results of last year's employee survey.	3	2	13	10	114	88	98	75	4.61
37. I am aware of Government's corporate values.	22	17	31	24	77	59	93	72	3.61
38. I am compensated fairly for my job.	56	43	3	2	71	55	129	99	3.08
39. I feel valued for my contributions at work.	35	27	9	7	86	66	128	99	3.52
40. I receive meaningful recognition for work well done.	44	34	18	14	68	52	122	94	3.15
41. I receive recognition from supervisor for a job well done.	39	30	15	12	76	59	121	93	3.49
42. The senior leaders (comprised of: deputy ministers, assistant/associate deputy ministers, CEOs, directors and executive directors) in my department set a good example for employees.	26	20	12	9	92	71	122	94	3.74
43. I have confidence in the senior leadership in my department.	31	24	8	6	91	70	126	97	3.62
44. Senior Management will try to resolve issues raised by employees in this survey.	31	24	22	17	77	59	123	95	3.51
45. Essential information flows effectively from senior leadership to staff.	43	33	19	15	68	52	126	97	3.13
46. The senior leadership of my department is genuinely interested in the well being of employees.	32	25	19	15	79	61	124	95	3.53
47. Senior leadership in my department provides clear direction.	38	29	23	18	69	53	126	97	3.19
48. Senior leadership in my department makes timely decisions.	45	35	22	17	63	49	127	98	3.13
49. I can talk openly with my supervisor about my work.	19	15	8	6	103	79	128	99	4.08

Questions	Unfavourable		Neutral		Favourable		Importance		Mean Score
	Count	%	Count	%	Count	%	Count	%	
50. The person I report to is an effective leader.	35	27	19	15	76	59	127	98	3.43
51. I have a positive working relationship with the person I report to.	13	10	15	12	102	79	129	99	4.14
52. My supervisor manages conflict in my workgroup.	33	25	35	27	62	48	125	96	3.30
53. I am satisfied with the quality of supervision I receive.	26	20	20	15	84	65	121	93	3.72
54. My supervisor gives me feedback about my work performance.	26	20	25	19	79	61	123	95	3.60
55. I have participated in performance appraisal/review with my supervisor in the past 12 months.	26	20	9	7	95	73	100	77	4.03
56. Managers in my area make timely decisions.	31	24	22	17	77	59	129	99	3.45
57. The person I report to consults me on decisions that affect my work.	28	22	12	9	90	69	128	99	3.71
58. The Government of Nova Scotia demonstrates its commitment to diversity in the workplace.	7	5	34	26	90	69	98	75	3.91
59. Employees in my department are respectful of employee differences.	9	7	18	14	104	79	118	90	4.07
60. My department values diversity.	6	5	43	33	82	63	108	82	3.82
61. My department is actively implementing activities and practices that support a diverse workplace.	14	11	71	54	46	35	97	74	3.34
62. I am provided with the accommodations I need to ensure my full participation in my workplace.	17	13	27	21	87	66	119	91	3.80
63. I have not experienced racism and/or discrimination in my workplace in the past 12 months.	13	10	6	5	112	86	121	92	4.40
64. I would recommend the Government of Nova Scotia as a great place to work.	26	20	19	15	86	66	117	89	3.65
65. Hiring in the Government of Nova Scotia is based on merit.	43	33	24	18	64	49	127	97	3.10

Questions	Unfavourable		Neutral		Favourable		Importance		Mean Score
	Count	%	Count	%	Count	%	Count	%	
66. Employees have access to job postings within the Government of Nova Scotia.	3	2	7	5	121	92	126	96	4.60
67. I have the required qualifications to meet the needs of my job.	1	1	0	0	130	99	130	99	4.83
68. As a manager of staff, I can attract and recruit the people I need in order to achieve my division/department goals.	7	15	15	33	28	52	105	81	3.24
70. I see a future for my career, working for the Government of Nova Scotia.	24	18	25	19	82	63	119	91	3.57
71. I would prefer to stay with the Government of Nova Scotia, even if offered a similar job elsewhere.	23	18	28	21	80	61	115	88	3.69
72. I am proud to work as a public servant.	8	6	11	8	112	86	115	88	4.23
73. I am proud to tell people I work for the Government of Nova Scotia.	16	12	23	18	92	70	105	80	3.91
74. I work for an effective organization; in other words, my department regularly achieves the goals set out in our business plan.	16	12	32	24	83	63	119	91	3.76
75. As a manager of staff, I can retain (keep) the people I need in order to achieve my division/department goals.	9	20	17	37	22	43	107	82	3.00
78. Hiring, promotion and other staffing processes in my department are conducted in a transparent manner.	39	30	23	18	69	53	123	94	3.29
79. Hiring, promotion and other staffing processes are fair and impartial.	48	37	24	18	59	45	125	95	3.09
80. I am aware of Government's "Disclosure of Wrongdoing" policy.	20	15	27	21	84	64	109	84	3.82
81. I know who to contact to make a disclosure of wrongdoing.	38	29	40	31	53	41	113	87	3.20
82. I would feel comfortable using the reporting process outlined in the "Disclosure of Wrongdoing" policy.	18	14	74	57	39	30	107	82	3.26

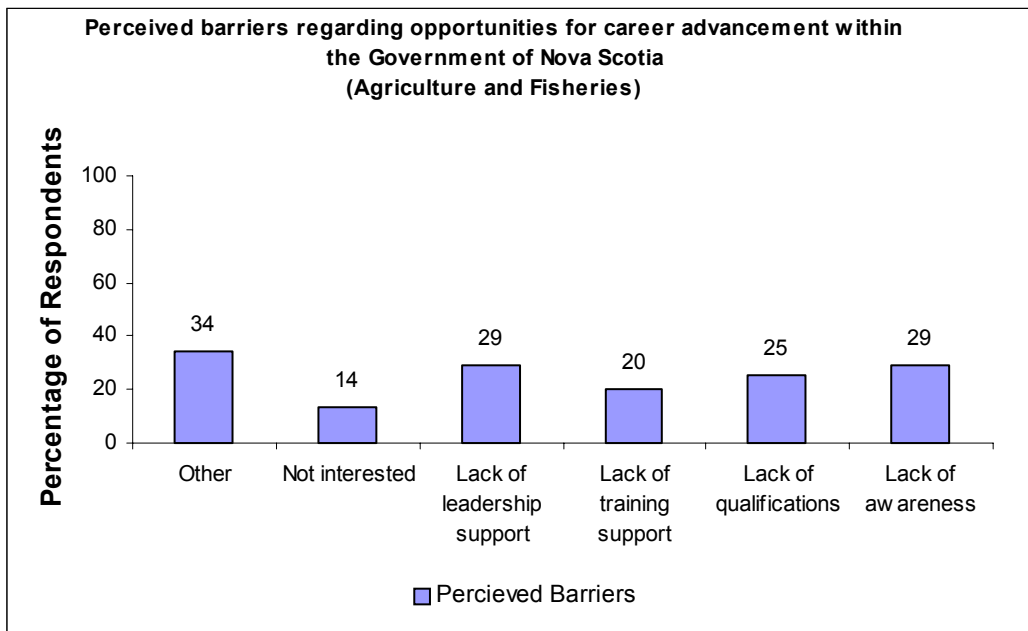
Questions	Unfavourable		Neutral		Favourable		Importance		Mean Score
	Count	%	Count	%	Count	%	Count	%	
85. I am aware of the corporate healthy workplace policy.	7	5	16	12	108	82	102	78	4.18
86. I am aware of my department's healthy workplace initiatives.	11	8	20	15	100	76	99	76	3.99
87. I participate in healthy workplace initiatives.	27	21	38	29	66	50	87	66	3.37
88. My department promotes a healthy and supportive workplace.	19	15	22	17	90	69	105	80	3.78
89. I am aware and read "@ the Window" healthy workplace newsletter.	41	31	34	26	56	43	64	49	3.13
90. I am aware that GoverNEXT was established to represent young public servants working for the Province of Nova Scotia.	30	23	30	23	71	54	79	60	3.48
91. I am inspired to give my very best.	15	12	11	8	105	80	128	98	4.04
92. I strive to improve my department's results.	4	3	8	6	119	91	127	97	4.44
93. I am satisfied with my job.	18	14	8	6	105	80	130	99	3.89
94. I am satisfied with my department.	27	21	17	13	87	66	130	99	3.62
95. Overall, I am satisfied with my work as a Government of Nova Scotia employee.	16	12	5	4	110	84	128	98	4.09

7.0 Agriculture & Fisheries – Additional Questions

The following are the results of the questions regarding Barriers, Stress, Attraction to work in Government, Intention to Stay with Government, and the Disclosure of Wrongdoing policy. We have given you the detailed results of these questions along with a chart for your comparison.

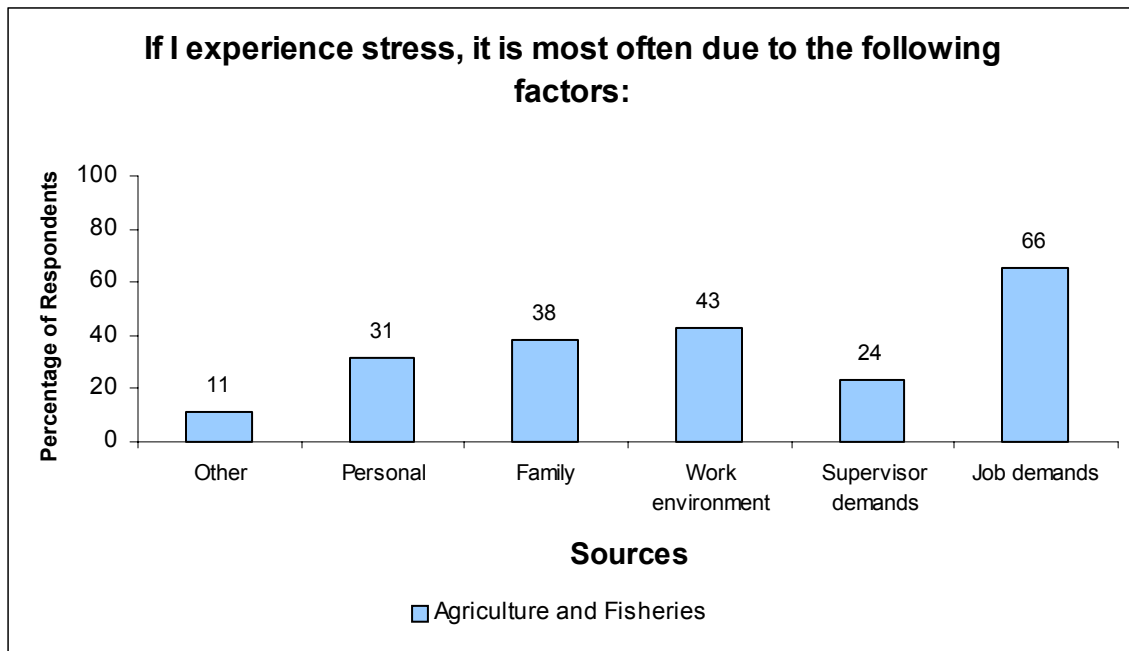
7.1 Barrier Question

Barrier Question	Response	
	Count	%
Please identify the barriers you perceive regarding having opportunities for career advancement within the Government of Nova Scotia		
Lack of awareness	38	29
Lack of qualifications	33	25
Lack of training support	26	20
Lack of leadership support	38	29
Not interested	18	14
Other	45	34



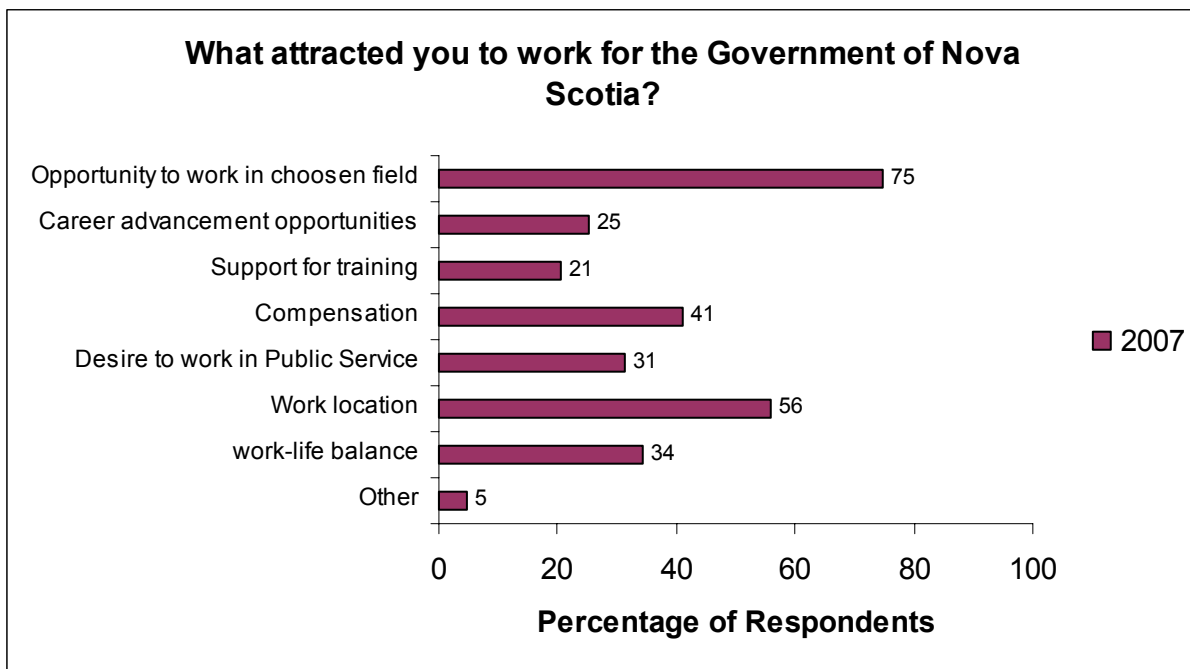
7.2 Stress Question

Stress Question	Response	
	Count	%
If I experience stress, it is most often due to the following factors:		
Job Demands	86	66
Supervisor demands	31	24
Work environment	56	43
Family	50	38
Personal	41	31
Other	15	11



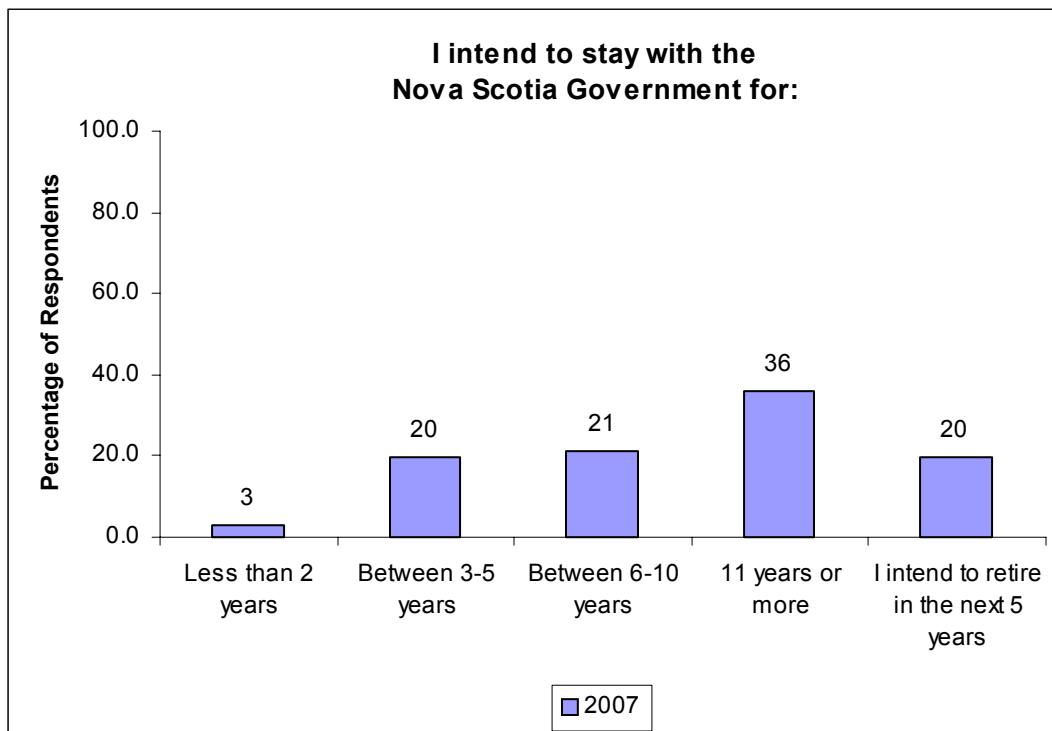
7.3 Attraction to Work in Government Question

Attraction Question	Response	
	Count	%
What attracted you to work for the Government of Nova Scotia?		
Opportunity to work in chosen field	98	75
Career advancement opportunities	33	25
Support for training	27	21
Compensation	54	41
Desire to work in Public Service	41	31
Work location	73	56
Work-life balance	45	34
Other	6	5



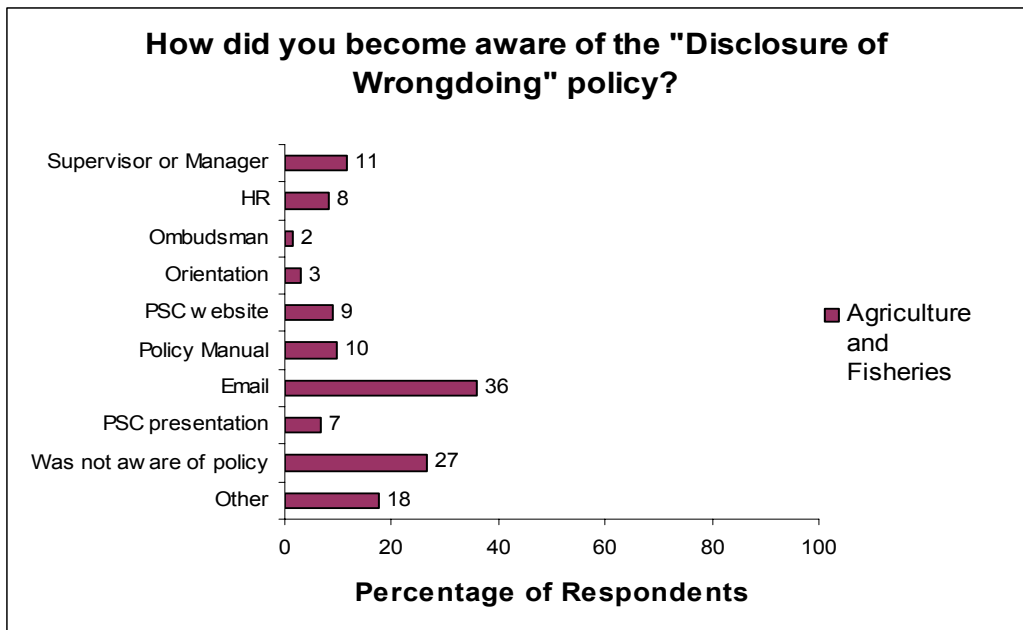
7.4 Intention to Stay Question

Intention to Stay Question	Response	
	Count	%
I intend to stay with the Nova Scotia Government for:		
Less than 2 years	4	3
Between 3-5 years	26	20
Between 6-10 years	28	21
11 years or more	47	36
I intend to retire in the next 5 years	26	20



7.5 Disclosure of Wrongdoing Policy Question

Disclosure of Wrongdoing Policy Question	Response	
	Count	%
Supervisor or Manager	15	11
HR	11	8
Ombudsman	2	2
Orientation	4	3
PSC website	12	9
Policy Manual	13	10
Email	47	36
PSC presentation	9	7
Was not aware of policy	35	27
Other	23	18



Appendix A – Agriculture & Fisheries – Response Rate

Department / Agency / PSE Category in the Survey	Total Population	# of Surveys Returned	Total # of Surveys Sent Out	Response Rate (%)
Agriculture & Fisheries	440	131	440	30%
Total Population	9020	3296	9020	37%

Appendix B – Agriculture & Fisheries – 4 Year Comparison of all Questions

This summary includes all questions asked in all four surveys. It is designed to compare original favourable question scores in 2004 with subsequent years, while indicating new questions that were added and when certain questions were dropped or changed.

- Questions that were not asked in that year are indicated by a dash ‘-’.
- Questions that have changed wording are indicated by footnotes.
- Unless otherwise indicated, wording changes of questions in 2005 were carried over to 2006 as well.
- Categories are indicated as represented in 2004. Please note that questions have changed categories, and categories have split (Recruitment/Retention) or disappeared (Other Questions) in subsequent years.
- Shaded areas in the last column represent no grounds for comparison.
- Percentage change calculated by using the oldest survey data and the newest survey data for each question.

CATEGORY	Question Wording	2004		2005		2006		2007		% change ¹
		Q#	% Fav	Q#	% Fav	Q#	% Fav	Q#	% Fav	
Teamwork	The people I work with make an effort to help each other out	1	67%	1	85%	1	81%	1	86%	28.4%
	The people I work with work as a team	2	62%	-	-	-	-	-	-	-
	Shared goals are developed for my workgroup	3	57%	2	64%	2	61%	2	72%	26.3%
	I have positive working relationships with my coworkers	-	-	-	-	3	83%	3	88%	6%
Employee Involvement	I am given an opportunity to provide input on decisions that affect my job	4	63%	3	72%	4	72%	4	78%	23.8%
	My supervisor considers my work-related ideas	5	64%	4	80%	5	75%	5	80%	25%
	I can provide input into decisions that are made in my Department	6	52%	5	44%	6 ²	75%	6	61%	17.3%
	Innovation is valued in my work	-	-	-	-	-	-	7	72%	-
Communications (Category split into Communications and Workplace Ethics in 2005 Supervisory questions moved to new category in 2007)	I received communications about our Department’s business plan in the past 12 months.	7	51%	27	70%	28	58%	32	86%	68.6%
	I know how my work contributes to our Department’s priorities/ purpose	8	60%	28	65%	29 ³	78%	33	86%	43.3%
	I receive the communications I need in order to do my job well	9	56%	29 ⁴	61%	30	58%	34	69%	23.2%
	My supervisor gives me feedback about my work performance ⁵	10	59%	30	72%	31	72%	54	61%	3.4%
	I participate in an annual performance appraisal/review with my supervisor ⁶	11	60%	31	76%	32	69%	55	73%	21.7%
	Work-related information is shared within my Department	12	51%	32	50%	33	53%	35	59%	15.7%
	I know where to get information within the Government of Nova Scotia in order to do my job well	13	56%	-	-	-	-	-	-	-

¹ By definition, percentage is a fraction or ratio expressed as part of 100. Percentage change is that action over time, long term, brief or momentary. Percentage change from one number to another number is determined by dividing the difference of the two numbers by the original number. There are two types of change, increase and decrease.

² Changed wording to ‘I have opportunity to provide input into decisions that affect my job’ in 2006.

³ Changed wording to ‘I know how my work contributes to the achievement of my department’s goals’ in 2006.

⁴ Changed wording to ‘I receive the communications that I need to do my job well’ in 2005.

⁵ Question moved to Quality of Supervision category in 2007

⁶ Question moved to Quality of Supervision category in 2007

CATEGORY	Question Wording	2004		2005		2006		2007		% change ⁷
		Q#	% Fav	Q#	% Fav	Q#	% Fav	Q#	% Fav	
	I know where I can go for help (the process) to resolve workplace ethical dilemmas or conflicts ⁸	14	50%	20	61%	16	58%	19	70%	40%
	I can report concerns related to workplace ethical dilemmas or conflicts without fear of reprisal ⁹	15	41%	21	41%	17	42%	20	54%	31.7%
	I received communications regarding the results of last year's Government-wide employee survey	-	-	33	83%	34 ¹⁰	69%	36	88%	6%
	I am aware of Government's corporate values	-	-	34	59%	35	42%	37	53%	-10.2%
Quality of Work Life	I am provided with support to balance my work and family life	16	57%	12 ¹¹	43%	18 ¹²	53%	21	77%	35.1%
	I have the resources (tools, equipment, support and information) I need to do my job well	17	56%	13 ¹³	61%	19	72%	22	72%	28.6%
	I can balance the demands of my work life with the demands of my personal life	18	64%	14 ¹⁴	67%	21	58%	24	82%	28.1%
	My work environment is supportive of my involvement in community/volunteer activities	-	-	15	38%	22	39%	25	47%	23.7%
	I am familiar with the Employee Assistance Program (EAP)	-	-	16	67%	-	-	-	-	-
	I know how to contact EAP for assistance	-	-	17	70%	-	-	-	-	-
	I would feel comfortable using EAP services	-	-	18	46%	-	-	-	-	-
Compensation/ Recognition	I have support at work to provide a high level of service	-	-	-	-	20	64%	23	69%	7.8%
	I am compensated (salary and benefits) fairly for my job	19	49%	35 ¹⁵	39%	36	47%	38	55%	12.2%
	I feel valued for my contributions at work	20	56%	36	57%	37	53%	39	66%	17.9%
	I receive recognition from my supervisor for a job well done	21	56%	37	59%	39	67%	41	59%	5.4%
I have a good understanding of my benefits in the following areas: - Life Insurance - Vision Care - Prescription Drugs - Paramedical Practitioners - Dental Care	22	63% ¹⁶	-	-	-	-	-	-	-	

⁷ By definition, percentage is a fraction or ratio expressed as part of 100. Percentage change is that action over time, long term, brief or momentary. Percentage change from one number to another number is determined by dividing the difference of the two numbers by the original number. There are two types of change, increase and decrease.

⁸ This question was grouped under new category 'Workplace Ethics' in 2005.

⁹ This question was grouped under new category 'Workplace Ethics' in 2005.

¹⁰ Changed wording to 'I received communications regarding the results of last year's mini-employee survey' in 2006.

¹¹ Changed wording to 'I am provided with support to balance my work and personal/family life' in 2005.

¹² Changed wording to 'I have support at work to balance my work and personal life' in 2006.

¹³ Changed wording to 'I have the tools, equipment, support and information I need to do my job well' in 2005.

¹⁴ Changed wording to 'I can balance the demands of my work life with the demands of my personal/family life' in 2005.

¹⁵ Changed wording to 'I am compensated fairly for my job' in 2005.

¹⁶ Results are averaged over the five areas with corresponding values of: 61, 66, 67, 52, 67.

CATEGORY	Question Wording	2004		2005		2006		2007		% change ¹⁷
		Q#	% Fav	Q#	% Fav	Q#	% Fav	Q#	% Fav	
	I know who to contact regarding questions about my benefits coverage	23	56%	-	-	-	-	-	-	-
	I receive meaningful recognition for work well done	-	-	-	-	38	44%	40	52%	18.2%
Leadership (Category split into Quality of Leadership and Quality of Supervision in 2007)	I can talk openly with my supervisor about my work ¹⁸	24	64%	38	83%	42	78%	49	79%	23.4%
	The leaders (Directors and Executive Directors) in my department set a good example for employees	25	41%	39 ¹⁹	46%	40	53%	42	71%	73.2%
	I have confidence in the leadership in my Department	26	44%	40 ²⁰	52%	41 ²¹	58%	43	70%	59.1%
	My supervisor manages conflict in my workgroup ²²	27	45%	41	51%	45	44%	52	48%	6.7%
	Senior Management will try to resolve issues raised by employees in this survey	28	33%	42	41%	46	39%	44	59%	-18.8%
	The person I report to is an effective leader ²³	-	-	-	-	43	72%	50	59%	-18.1%
	I have a positive working relationship with the person I report to ²⁴	-	-	-	-	44	78%	51	79%	1.3%
	Essential information flows effectively from senior leadership to staff	-	-	-	-	-	-	45	52%	-
	The senior leadership of my department is genuinely interested in the well being of employees	-	-	-	-	-	-	46	61%	-
	Senior leadership in my department provides clear direction	-	-	-	-	-	-	47	53%	-
	Senior leadership in my department makes timely decisions	-	-	-	-	-	-	48	49%	-
Quality of Supervision	I am satisfied with the quality of supervision I receive	-	-	-	-	-	-	53	65%	-
	Managers in my area make timely decisions	-	-	-	-	-	-	56	59%	-
	The person I report to consults me on decisions that affect my work	-	-	-	-	-	-	57	69%	-
Personal Growth	I have access to training opportunities	29	63%	6	76%	7	72%	8	82%	30.2%
	I am encouraged to share what I have learned with others in my workgroup	30	48%	7	54%	8	53%	9	61%	27.1%
	I can apply what I have learned in my training to my job	31	66%	8	78%	9	86%	10	87%	31.8%
	I have opportunities for career advancement within the Government of Nova Scotia	32	30%	9	22%	10	39%	11	33%	10%
	I get the training and related support I need to meet the demands of my job	33	56%	10 ²⁵	50%	12	64%	14	67%	19.6%

¹⁷ By definition, percentage is a fraction or ratio expressed as part of 100. Percentage change is that action over time, long term, brief or momentary. Percentage change from one number to another number is determined by dividing the difference of the two numbers by the original number. There are two types of change, increase and decrease.

¹⁸ Question moved to Quality of Supervision category in 2007.

¹⁹ Changed wording to 'The senior leaders (comprised of: Deputy Ministers, Assistant/Associate Deputy Ministers, CEO's, Directors and Executive Directors) in my Department set a good example for employees' in 2005.

²⁰ Changed wording to 'I have confidence in my Department's senior leaders' in 2005.

²¹ Changed wording to 'I have confidence in the senior leadership of my department' in 2006.

²² Question moved to Quality of Supervision category in 2007.

²³ Question moved to Quality of Supervision category in 2007.

²⁴ Question moved to Quality of Supervision category in 2007.

²⁵ Changed wording to 'I get the training and related support I need to support my continuous learning' in 2005.

CATEGORY	Question Wording	2004		2005		2006		2007		% change ²⁶
		Q#	% Fav	Q#	% Fav	Q#	% Fav	Q#	% Fav	
	I have opportunities to participate in assignment/projects in my department that allow me to expand and develop new skills	-	-	11	52%	13	72%	15	66%	26.9%
	I have opportunities for career growth within the Government of Nova Scotia	-	-	-	-	11	50%	12	41%	-18%
	My organization supports my work-related learning and development	-	-	-	-	14	67%	16	70%	4.5%
	My job is a good fit with my skills and interests	-	-	-	-	15	78%	17	92%	17.9%
	Please identify the barriers you perceive regarding having opportunities for career advancement within the Government of Nova Scotia	-	-	-	-	Barrier ²⁷	-			
	I have opportunities for career growth within my department	-	-	-	-	-	-	13	39%	-
Diversity	The Government of Nova Scotia demonstrates its commitment to diversity in the workplace	34	38%	43	54%	47	64%	58	69%	81.6%
	Employees in my Department are respectful of employee differences	35	56%	44	67%	48	72%	59	79%	41.1%
	My department values diversity	36	38%	45	54%	49	50%	60	63%	65.8%
	My department is actively implementing activities and practices that support a diverse workplace	-	-	-	-	-	-	61	35%	-
	I am provided with the accommodations I need to ensure my full participation in my workplace	-	-	-	-	-	-	62	66%	-
	I have not experienced racism and/or discrimination in my workplace in the past 12 months	-	-	-	-	-	-	63	86%	-
Safety/Security (Changed to Safety in 2005)	My Department creates a safe work environment for its employees	37	68%	22	82%	23	75%	27	93%	36.8%
	I feel safe working in my job	38	70%	23	82%	24	81%	28	90%	28.6%
	Harassment is not tolerated in my workplace	39	58%	24 ²⁸	80%	25	72%	29	92%	58.6%
	I know who the Occupational Health and Safety representatives are for my work area	40	68%	26	93%	27	89%	31	96%	41.2%
	I have not experienced bullying behaviour in my workplace	-	-	25	70%	26	69%	30	71%	1.4%
Recruitment/Retention (Split into two categories in 2005 as indicated: REC – Recruitment RET - Retention)	I would recommend the Government of Nova Scotia as one of the best places to work in my community(REC)	41	43%	46	46%	50 ²⁹	58%	64	66%	53.5%

²⁶ By definition, percentage is a fraction or ratio expressed as part of 100. Percentage change is that action over time, long term, brief or momentary. Percentage change from one number to another number is determined by dividing the difference of the two numbers by the original number. There are two types of change, increase and decrease.

²⁷ This question did not use the agreement-importance scale; therefore it is not available for comparison. This question was introduced in 2006. This question did not have an assigned number but was placed after question 15. For the purposes of analysis it was referred to as 'Barrier'.

²⁸ Changed wording to 'I have not experienced harassment (sexual, racial) behaviour in my workplace' in 2005.

²⁹ Changed wording to 'I would recommend the Government of Nova Scotia as a great place to work' in 2006.

CATEGORY	Question Wording	2004		2005		2006		2007		% change ³⁰
		Q#	% Fav	Q#	% Fav	Q#	% Fav	Q#	% Fav	
	I intend to stay with the Government of Nova Scotia for:(RET) - The next five years - The next ten years	42	41% 38%	56 ³¹	-	61	-	76	-	-
	I see a future for my career, working for the Government of Nova Scotia (RET)	43	44%	51	56%	55	58%	70	63%	43.2%
	Hiring in the Government of Nova Scotia is based on merit (REC)	44	40%	47	39%	51	39%	65	49%	22.5%
	Employees have access to job postings within the Government of Nova Scotia (REC)	45	62%	48	80%	52	78%	66	92%	48.4%
	Even if offered a similar job with slightly higher pay elsewhere in my community, I would stay with the Government of Nova Scotia (RET)	46	40%	52	46%	56 ³²	56%	71	61%	52.5%
	I have the required qualifications to meet the needs of my job (REC)	47	72%	49	91%	53	94%	67	99%	37.5%
	I work for an effective organization; in other words, my Department regularly achieves the goals set out in our business plan (RET)	48	42%	54	48%	59	44%	74	63%	50%
	As a manager of staff, I can attract and recruit the people I need in order to achieve my division/department goals ³³ (REC)	-	-	50	29%	54	53%	68	52%	79.3%
	I am proud to work as a public servant(RET)	-	-	53	61%	57	64%	72	86%	41%
	As a manager of staff, I can retain (keep) the people I need in order to achieve my division/department goals ³⁴ (RET)	-	-	55	33%	60	41%	75	43%	30.3%
	I am proud to tell people I work for the Government of Nova Scotia (RET)	-	-	-	-	58	50%	73	70%	40%
Other Questions (2004 category only)	If I experience stress, it is most often due to following factors: - Job Demands - Supervisor Demands - Work Environment - Family - Personal - Other	49 ³⁵	-	19 ³⁶	-	Stress ³⁷	-			
	What attracted you to work for the Government of Nova Scotia?	50 ³⁸	-	-	-	-	-	69		

³⁰ By definition, percentage is a fraction or ratio expressed as part of 100. Percentage change is that action over time, long term, brief or momentary. Percentage change from one number to another number is determined by dividing the difference of the two numbers by the original number. There are two types of change, increase and decrease.

³¹ Changed format to checkboxes with instructions to select only one choice in 2005, therefore it is not available for comparison. Choices were expanded to include: Less than 2 years, Between 3-5 years, Between 6-10 years, 11 years or more and I intend to retire within the next 5 years.

³² Changed wording to 'I would prefer to stay with the Government of Nova Scotia, even if offered a similar job elsewhere' in 2006.

³³ This question targeted managers and supervisors only. (Managers of staff)

³⁴ This question targeted managers and supervisors only. (Managers of staff)

³⁵ This question did not use the agreement-importance scale; therefore it is not available for comparison. This question was placed in the 'Quality of Work Life' category in 2005.

³⁶ This question was placed in the 'Quality of Work Life' category in 2005.

³⁷ This question did not have an assigned number but was placed after question 22. For the purposes of analysis it was referred to as 'Stress'.

³⁸ This question did not use the agreement-importance scale; therefore it is not available for comparison.

CATEGORY	Question Wording	2004		2005		2006		2007		% change ³⁹
		Q#	% Fav	Q#	% Fav	Q#	% Fav	Q#	% Fav	
Fair HR Practices	Hiring, promotion and other staffing processes in my department are conducted in a transparent manner	-	-	-	-	-	-	78	53%	-
	Hiring, promotion and other staffing processes are fair and impartial	-	-	-	-	-	-	79	45%	-
Disclosure of Wrongdoing	I am aware of Government's "Disclosure of Wrongdoing" policy	-	-	-	-	-	-	80	64%	-
	I know who to contact to make a disclosure of wrongdoing	-	-	-	-	-	-	81	41%	-
	I would feel comfortable using the reporting process outlined in the "Disclosure of Wrongdoing" policy	-	-	-	-	-	-	82	30%	-
	How did you become aware or the "Disclosure of Wrongdoing" policy	-	-	-	-	-	-	84 ⁴⁰	-	-
Healthy Workplace	I am aware of the corporate healthy workplace policy	-	-	-	-	-	-	85	82%	-
	I am aware of my department's healthy workplace initiatives	-	-	-	-	-	-	86	76%	-
	I participate in healthy workplace initiatives	-	-	-	-	-	-	87	50%	-
	My department promotes a healthy and supportive workplace	-	-	-	-	-	-	88	69%	-
	I am aware and read "@ the Window" healthy workplace newsletter	-	-	-	-	-	-	89	43%	-
Additional Question	I am aware that GoverNEXT was established to represent young public servants working for the Province of Nova Scotia	-	-	-	-	-	-	90	54%	-
Overall Questions	I am inspired to give my very best	-	-	-	-	62	72%	91	80%	11.1%
	I strive to improve my department's results	-	-	-	-	63	83%	92	91%	9.6%
	I am satisfied with my job	-	-	-	-	64	72%	93	80%	11.1%
	I am satisfied with my department	-	-	-	-	65	58%	94	66%	13.8%
	Overall, I am satisfied with my work as a Government of Nova Scotia employee	-	-	-	-	66	69%	95	84%	21.7%

³⁹ By definition, percentage is a fraction or ratio expressed as part of 100. Percentage change is that action over time, long term, brief or momentary. Percentage change from one number to another number is determined by dividing the difference of the two numbers by the original number. There are two types of change, increase and decrease.

⁴⁰This question did not use the agreement-importance scale.