

Contact Information

Nova Scotia Fisheries and Aquaculture Inland Fisheries Division

P.O.Box 700, 91 Beeches Road
Pictou, Nova Scotia
B0K 1H0
(902) 485-5056



Website:
<http://www.gov.ns.ca/fish/sportfishing/>
Email: inland@gov.ns.ca



Supporting Partners:

Shakespeare Fishing Tackle
Sportfishing Organizations
Community Groups
HRM Community Development and Metro Transit



A Great Low Cost Recreational Activity!



Sportfishing is a healthy outdoor activity that is easy to learn and is quite inexpensive!

- ◆ Good quality rods and reels can be purchased at your local retailer for around \$20
- ◆ Bait can be free! Anyone can go dig up some worms!
- ◆ Kids under 16 aren't required to purchase a fishing license

Educational Materials



For teachers and youth, educational packages are provided, including curriculum, glossary, angling education objectives and more!

L2F is geared toward:

- ◆ Schools (best suited for Science and Phys. Ed. classes)
- ◆ Girl Guides and Boy Scouts
- ◆ Big Brothers Big Sisters
- ◆ Boys & Girls Clubs
- ◆ Youth Groups and Community Groups



Safety First

Kids are recommended to wear:

- ◆ Warm, waterproof layers
- ◆ Rubber boots or old sneakers (bring a change of socks just in case!)
- ◆ Hats
- ◆ Sunglasses
- ◆ Sunscreen and Bug Spray!

L2F Learn to Fish!




NOVA SCOTIA

Fisheries and Aquaculture

Want to learn the in's and out's of SPORTFISHING?



L2F (**Learn to Fish**) is an interactive, informative program for youth ages 8 -12 focusing on recreation and an appreciation for Nova Scotia's aquatic environment!



Kids not only learn about safe fishing practices but how to assemble their own rod and reel with complete, simple tackle, and how to identify their catch!

Classroom Component

Before going out to fish, youth learn:



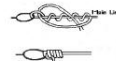
- ◆ Popular cold & warm freshwater sportfish of Nova Scotia and how to identify them



- ◆ Environmental aspects of freshwater resources including habitat requirements and human impact



- ◆ Introductory equipment and tackle procedures - kids even get to put together their own tackle from a simple knot to spinner to bobber!





Outdoors Component



Once arriving at the local pond or lake, youth experience:

- ◆ Safety-based casting demonstrations and hands-on casting assistance of both open and closed reels



- ◆ Putting a worm on a hook 
- ◆ Setting the hook when a nibble is felt on the line 



- ◆ Reeling in their catch!

Catch-N-Release



We encourage youth to release their catch live back to the water unless they wish to take it home for the table. It is of course the kid's choice if they want to take it home to eat, however, bag limits must be followed and can be referenced in the Angler's Handbook.

