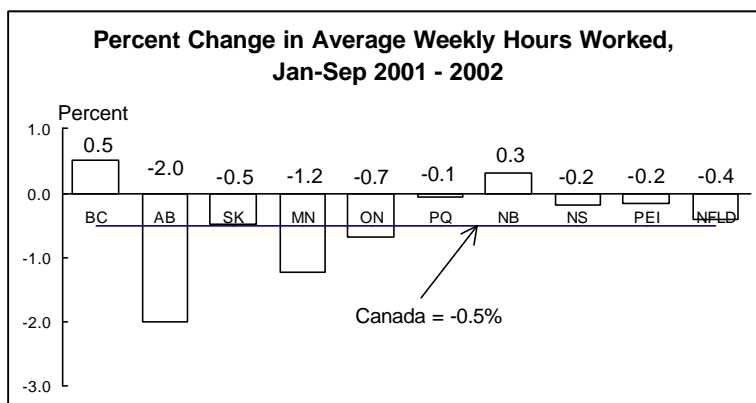
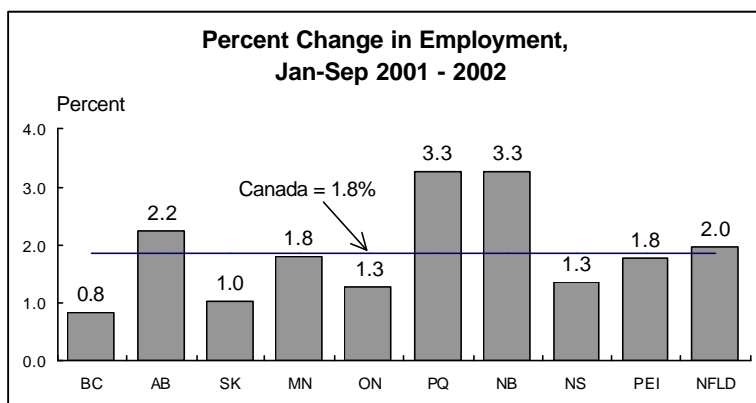
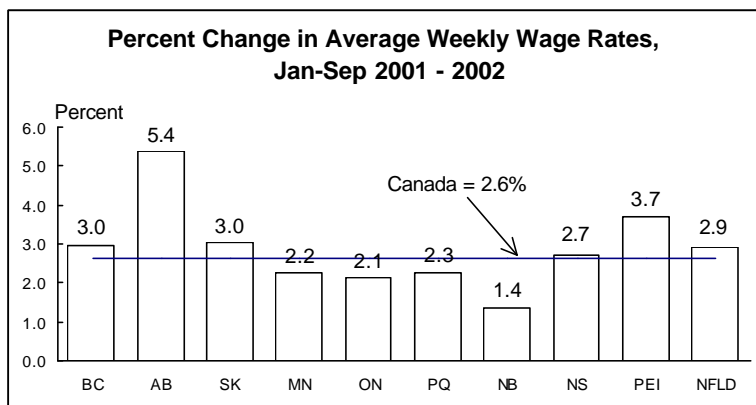


Earnings and Employment Trends ♦ August/September 2002



- In the first 9 months of this year compared with last year, BC's average weekly wage rate rose at a rate slightly above the national average.
- The largest decline was in Accommodation and Food Services (-4.2%) followed by Primary Industries excluding Agriculture (-3.5%).
- The greatest increase (8.0%) was in Public Administration.

- Relative to the January to September period of last year, BC's employment growth was less than half the national average and the lowest in the country.
- Primary sector (excluding agriculture) employment dropped by 13.7%, with fishing having lost over half of its jobs.
- Overall, goods-producing industries lost 1.2% of jobs, while service-producing industries gained 1.3%.

- BC led the country in growth in average weekly hours, while most provinces showed declines.
- The sector with the largest increase in average weekly hours in BC was Public Administration (6.2%) which perhaps reflects the increase in wages for government employees.
- The greatest decline in hours was in Agriculture at 8.2%.