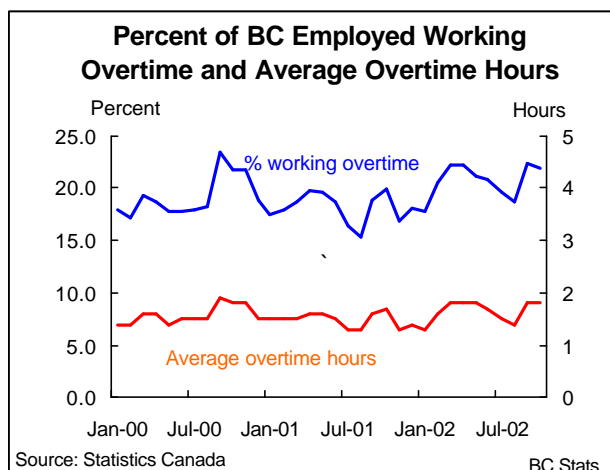
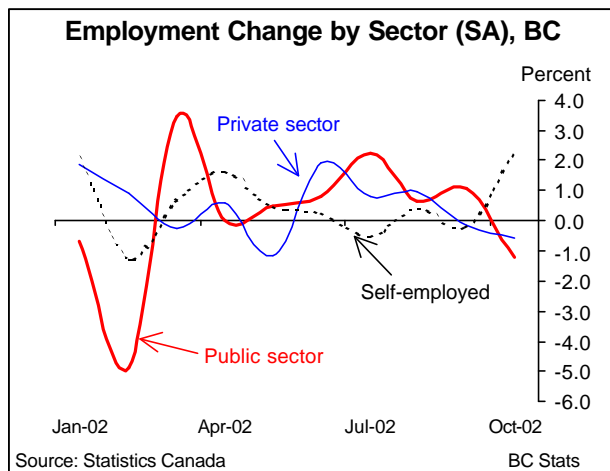
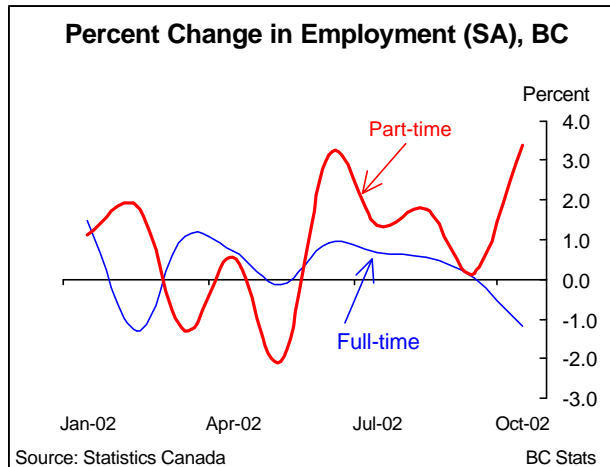


Earnings & Employment Trends ♦ October 2002



- Total employment (seasonally-adjusted) in BC is up marginally (1.0%) in the first 10 months of 2002 compared with the same period in 2001.
- About one/fifth of employment in BC is part-time. The number of part-time jobs has increased on average by 8.7% over the previous year.
- At the same time, the number of full-time jobs has declined by 1.1%
- Jobs in the private sector excluding the self-employed have grown 0.4% on average January to October 2002 compared with 2001.
- Public sector (federal, provincial and local government) employment was virtually unchanged at -0.1%.
- The number of self-employed increased by 3.9%.
- Although having declined slightly in 2001 from 2000, the percent of employed persons who worked overtime, increased, on average, by 13.4% in 2002.
- The average overtime worked in 2002 (Jan-Oct) was 1.7 hours, up from 1.5 hours in 2001.

Source: Statistics Canada, Labour Force Survey