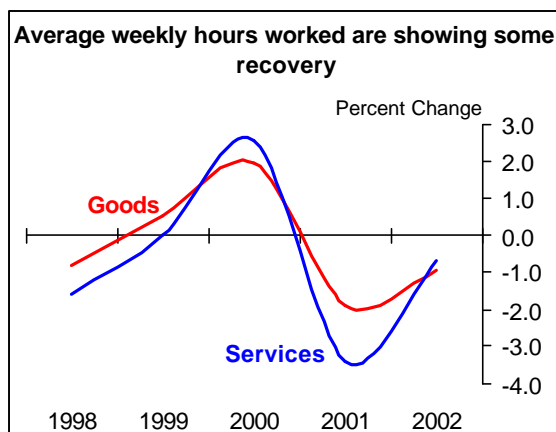
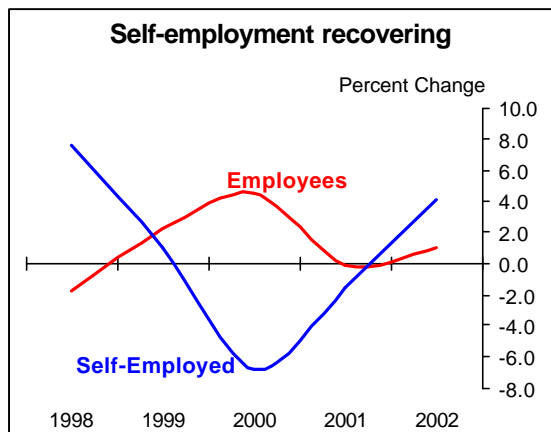
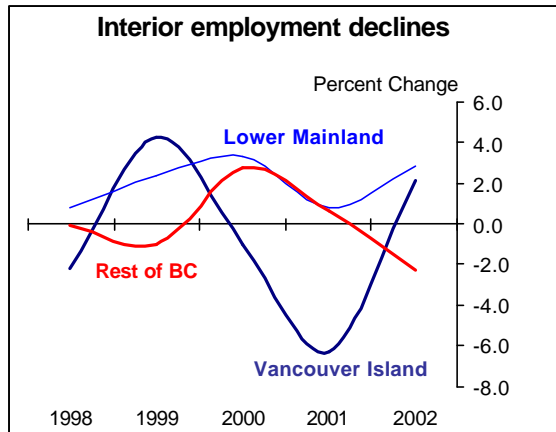


Earnings & Employment Trends ♦ December 2002



- The Lower Mainland has experienced employment growth in all of the past 5 years, where the rest of the province has had some years of declines. The cumulative effect has been an overall increase in the Lower Mainland of 10.7% more people with jobs in 2002 than in 1997. At the same time, there were 3.3% fewer people employed on Vancouver Island and 0.1% fewer in the Rest of BC.
- Province wide, employment was up 5.6% in 2002 from 5 years earlier. Total employment had peaked in 2000, reaching 1,949,100 people, and, after dropping in 2001, began to rise again in 2002 when it averaged 1,973,400.
- The number of self-employed fell as the number of paid employees rose. Self-employment had a significant drop in 2000 followed by a lesser drop in 2001, but began to grow again in 2002. In absolute terms, by 2002, the level of self-employment was up 3.8% from 1997 level. Paid employment had positive growth for 3 of the last 4 years (-0.1% in 2001) and the level by 2002 was 6.0% above that of 1997.
- Year 2000 saw strong growth in average weekly hours worked. Average hours declined in the last two years as part-time work took an increasing share of employment.

Source: Statistics Canada, Labour Force Survey